

# Opinion Dynamics under Voter and Majority Rule Models with Biased and Stubborn Agents

Arpan Mukhopadhyay\*, Ravi R. Mazumdar†, Rahul Roy‡

## Abstract

We study binary opinion dynamics in a network of social agents interacting among themselves according to one of the following rules: (1) *Voter rule*: An updating agent simply copies the opinion of another randomly sampled agent; (2) *Majority rule*: An updating agent samples multiple agents and adopts the majority opinion in the selected group. While opinion dynamics have been studied extensively under these rules, no prior work considers the effect of individual biases and stubbornness of the agents. We study opinion diffusion under the above rules both when the agents are biased and when different agents have different degrees of stubbornness. We show that if the agents are biased then under the voter rule the mean consensus time is logarithmic in the network size as opposed to being linear - as seen in the case of with unbiased agents. Furthermore, the probability to reach consensus on the preferred opinion increases exponentially with the network size. Under the majority rule model, we observe a phase transition phenomenon, where consensus on the preferred opinion is achieved with high probability only when the initial fraction of agents having the preferred opinion is above a certain threshold. For the majority rule model with stubborn agents we find the stationary distribution of opinions in the network in the large system limit using mean field techniques.

---

\*A. Mukhopadhyay is with the Department of Computer Science, University of Warwick, Coventry UK. (email: arpan.mukhopadhyay@warwick.ac.uk).

†R. R. Mazumdar is with the department of Electrical and Computer Eng., University of Waterloo, Canada (email: mazum@uwaterloo.ca).

‡R. Roy is with the Theoretical Statistics and Mathematics Unit, Indian Statistical Institute, Delhi, India (email: rahul@isid.ac.in).

# 1 Introduction

The problem of social learning [1, 2] concerns with how fast social agents, interacting under simple rules, can learn/discover the true utilities of their choices, opinions or technologies. In this paper, we study the social learning problem in the setting where each agent has two choices, called *opinions*, represented by  $\{0\}$  and  $\{1\}$  [2, 3]. We are interested in the cases where one opinion is ‘better’ than the other and where agents have different degrees of stubbornness.

The interactions among social agents are generally modeled using simple rules that capture the essential features of individuals in a society such as their tendency to mimic their neighbours or to conform with the majority opinion in local neighbourhoods. One of the models, extensively analysed in the literature, is the *voter model* [4–6] or the *voter rule*, where an agent randomly samples one of its neighbours at an instant when it decides to update its opinion. The updating agent then adopts the opinion of the sampled neighbour. This simple rule captures the tendency of an individual to mimic other individuals in the society. Because of its simplicity the rule has been analysed under a variety of network topologies [7] that assume connectedness of the underlying graph.<sup>1</sup> It is known that, under the voter rule, any connected network converges to a *consensus*, where all individuals adopt the same opinion. It is of interest to determine the probability with which consensus is reached on a specific opinion and the time it takes for the network to converge to the consensus state.

Another rule studied in this context is the *majority rule* model [8–11]. In it, instead of sampling a single agent, an updating agent samples  $2K$  ( $K \geq 1$ ) neighbours and adopts the opinion of the majority of the sampled neighbours (including itself). This rule captures the tendency of the individuals to conform with the majority opinion in their local neighbourhoods. On a complete graph, the majority rule also leads to a consensus among agents. However, the rate at which consensus is reached is exponentially faster than that under the voter rule [9, 11].

In all the prior works on the voter models and the majority rule models, it is assumed that the agents treat all opinions equally. However, in a social learning model, one technology may be inherently ‘better’ than the other

---

<sup>1</sup>Connectedness implies that every individual is connected to every other individual either directly or via immediate neighbours.

leading to more utility to individuals choosing the better option in a round of update. As a result, individuals currently using the better technology will update less frequently than individuals with the worse technology. To study this scenario, we consider a model where one opinion is preferred over another and an agent with the preferred opinion chooses to update with less probability than an agent with the non-preferred opinion. In this case, we refer to the agents as being ‘biased’ and call the model as the ‘biased’ model. We also consider scenarios where the agents have different degrees of ‘stubbornness’ independent of their current opinions. To model these scenarios, we divide the agents into groups based on the probability of update at an update instant. We study how fast the agents converge to a consensus state and on which opinion consensus is achieved for complete graphs. Our analyses lead to the following observations:

- For the voter model with biased agents, it is observed that the probability of reaching consensus on the preferred opinion increases exponentially to 1 with the network size. Furthermore, using branching processes we show that the mean consensus time is logarithmic in the network size. This is an exponential speed up in comparison to the voter model with unbiased agents.
- For the voter model with differently stubborn agents, we show that the probability of reaching consensus on a particular state is independent of the network size. We also show that the time to reach consensus grows linearly with the total number of agents.
- For the majority rule model with biased agents, we show the existence of a unique threshold such that if the initial fraction of agents with the preferred opinion is above the threshold then the network reaches consensus on the preferred opinion with high probability. Furthermore, using similar branching processes as in the case of voter model we prove that the mean consensus time is logarithmic in the network size. Our results generalise the existing results on the majority rule model with unbiased agents.
- Finally, for the majority rule model with a group of ‘stubborn’ agents having fixed opinions at all times we characterise the equilibrium distribution of opinions for the large system limit using mean field techniques. Depending on the system parameters, the mean field is shown

to have either a unique or multiple stable equilibrium points that leads to the phenomenon known as *metastability*. As a result the system switches between stable configurations, spending long intervals in each configuration. The conditions for metastability are obtained in terms of the system parameters.

## 1.1 Related literature

There is a rich and growing literature that studies diffusion of technologies and opinions in large social networks in both Bayesian and non-Bayesian settings. The voter models and the majority rule models fall under the non-Bayesian setting. One of the first models in the non-Bayesian setting was studied by DeGroot [12], where the agents were assumed to update their opinions (assumed to be continuous variables within a certain range) synchronously by averaging the opinions of their neighbours. This is equivalent to the synchronous average consensus algorithms considered in [13] and thus can be analysed using similar techniques. The ‘voter model’ with binary opinions was first studied independently in [4] and [5]. It was assumed that an agent simply copies the opinion of a randomly sampled neighbour at an instant of update. Due to its simplicity, the voter model soon became popular and was analysed under a variety of network topologies, e.g., finite integer lattices in different dimensions [6, 14], complete graphs [15], heterogeneous graphs [16], Erdos-Renyi random graphs and random geometric graphs [7] etc. In [17, 18], the voter model was studied under the presence of stubborn individuals who do not update their opinions. In such a scenario, the network cannot reach a consensus because of the presence of stubborn agents having both opinions. Using coalescing random walk techniques the average opinion in the network and the variance of opinions were computed at steady state.

The majority rule model was first introduced in [19], where it was assumed that, at every iteration, groups of random sizes are formed by the agents. Within each group, the majority opinion is adopted by all the agents. Similar models with fixed (odd) group size were considered in [8, 9]. A more general majority rule based model was considered in [11] for complete graphs. It was shown that consensus is achieved on the opinion with the initial majority with high probability and the mean time to reach consensus scales as logarithm of the network size. The majority rule model was studied for random  $d$ -regular graphs on  $N$  vertices in [20]. It was shown that when the initial imbalance of between the two opinions is above  $c\sqrt{1/d + d/N}$ , for some constant  $c > 0$ ,

then consensus is achieved in  $O(\log N)$  time on the initial majority opinion with high probability.

A deterministic version of the majority rule model, where an agent, instead of randomly sampling some of its neighbours, adopts the majority opinion among all its neighbours, is considered in [21–24]. In such models, given the graph structure of the network, the opinions of the agents at any time is a deterministic function of the initial opinions of the agents. The interest there is to find out the the initial distribution of opinions for which the network converges to some specific absorbing state. In social networks, where the neighbourhood of each agent is large, such majority rule dynamics involves complex computation by each updating agent at each update instant. Our interest in this paper is on scenarios where the agents are mobile and do not have any fixed neighbourhoods. We therefore consider a randomized version of the majority rule.

**Organisation:** The rest of the paper is organized as follows. In Section 2, we introduce the voter model. In Subsections 2.1 and 2.2, we analyse the voter model with ‘biased’ agents and agents having different degrees of stubbornness, respectively. Section 3 introduces the majority rule model. In Subsections 3.1 and 3.2, we analyse the majority rule model with ‘biased’ and ‘stubborn’ agents, respectively. Finally, the paper is concluded in Section 4.

## 2 The voter models

Let us consider a network consisting of  $N$  social agents. Opinion of each agent is assumed to be a binary variable taking values in the set  $\{0, 1\}$ . Initially, every agent adopts one of the two opinions. The agents then consider updating their opinions at points of independent unit rate Poisson processes associated with themselves. At a point of the Poisson process associated with itself, an agent either updates its opinion or retains its past opinion. In case the agent decides to update its opinion, it samples an agent uniformly at random from  $N$  agents (with replacement) from the network<sup>2</sup> and adopts the opinion of the sampled agent. The results derived in this paper can be extended to the case where the updating agent samples an agent from a random group of size  $O(N)$ . However, for simplicity we only focus on the case where the group size is  $N$ .

---

<sup>2</sup>In the large  $N$  limit sampling with or without replacement does not make any difference.

Below we consider two different scenarios: (1) where the agents are ‘biased’ towards a specific opinion, and (2) where the agents have different propensities to change their past opinions.

## 2.1 The voter model with biased agents

We first consider the case where the agents are ‘biased’ towards one of the two opinions. Without loss of generality, we assume that all agents in the network prefer opinion  $\{1\}$  over opinion  $\{0\}$ . This is modeled as follows: Each agent with opinion  $i \in \{0, 1\}$  updates its opinion at a point of the unit rate Poisson process associated with itself with probability  $q_i$  and retains its opinion with probability  $p_i = 1 - q_i$ . This is equivalent to an agent with opinion  $i$  updating its opinion at points of a slower Poisson process with rate  $q_i$  ( $q_i < 1$ ). In case the agent decides to update its opinion, the update occurs following the voter rule discussed in the beginning of this section. We assume  $q_0 > q_1$  ( $p_1 > p_0$ ) to imply that the agents having opinion  $\{0\}$  update their opinions more frequently than the agents having opinion  $\{1\}$ . In the above sense, the agents are said to be *biased* towards opinion  $\{1\}$ .

Clearly, in this case, the network gets absorbed (in a finite time) in a state where all the agents adopt the same opinion. This is referred to as the *consensus state*. Our interest is to find out the probability with which consensus is achieved on the preferred opinion  $\{1\}$ . This is known as the *exit probability* of the network. We also intend to characterize the mean time to reach the consensus state.

The case  $q_1 = q_0 = 1$  is referred to as the voter model with unbiased agents, which has been analysed in [4, 5]. It is known that for unbiased agents the probability with which consensus is reached on a particular opinion is simply equal to the initial fraction  $\alpha$  of agents having that opinion and the expected time to reach consensus for large  $N$  is approximately given by  $Nh(\alpha)$ , where  $h(\alpha) = -[\alpha \ln(\alpha) + (1 - \alpha) \ln(1 - \alpha)]$ . We now proceed to characterize these quantities for the voter model with biased agents.

Let  $X^{(N)}(t)$  denote the number of agents with opinion  $\{1\}$  at time  $t \geq 0$ . Clearly,  $X^{(N)}(\cdot)$  is a Markov process on state space  $\{0, 1, \dots, N\}$ , with absorbing states 0 and  $N$ . The transition rates from state  $k$  to  $k + 1$  and from state  $k$  to state  $k - 1$  are given by

$$q(k \rightarrow k+1) = q_0 k \frac{N-k}{N} \quad (1)$$

$$q(k \rightarrow k-1) = q_1 k \frac{N-k}{N} \quad (2)$$

The embedded discrete-time Markov chain  $\bar{X}^{(N)}$  for  $X^{(N)}$  is a one-dimensional random walk on  $\{0, 1, \dots, N\}$  with jump probability of  $p = q_0/(q_0 + q_1)$  to the right and  $q = 1 - p$  to the left. We define  $r = q/p < 1$  and  $\bar{r} = 1/r$ . Let  $T_k$  denote the first hitting time to state  $k$ , i.e.,

$$T_k = \inf \{t \geq 0 : X^{(N)}(t) \geq k\}, \quad (3)$$

We are interested in the asymptotic behaviour of the quantities  $E_N(\alpha) := \mathbb{P}_{\lfloor \alpha N \rfloor}(T_N < T_0)$  and  $t_N(\alpha) = \mathbb{E}_{\lfloor \alpha N \rfloor}[T_0 \wedge T_N]$ , where  $\mathbb{P}_x(\cdot)$  and  $\mathbb{E}_x[\cdot]$ , respectively denote the probability measure and expectation conditioned on the event  $X^{(N)}(0) = x$ . To characterize the above quantities we require the following lemma:

**Lemma 1.** *For  $a < x < b$ , we have*

$$\mathbb{P}_x(T_a < T_b) = \frac{r^x - r^b}{r^a - r^b} \quad (4)$$

*Proof.* We define  $\bar{Y}(k) = r^{\bar{X}(k)}$ . Then

$$\begin{aligned} \mathbb{E}_x[\bar{Y}(k+1)|\bar{Y}(k)] &= pr^{\bar{X}(k)+1} + qr^{\bar{X}(k)-1}, \\ &= r^{\bar{X}(k)}(pr + q/r), \\ &= \bar{Y}(k). \end{aligned}$$

Hence,  $\bar{Y}$  is a discrete-time martingale. This implies that  $Y(t) = r^{X(t)}$  is a martingale process in continuous-time with respect to its natural filtration. Let  $T = T_a \wedge T_b$ . Since  $T$  is a stopping time, applying the optional sampling theorem on  $Y$  at  $t = 0$  and  $t = T$  we obtain

$$\begin{aligned} r^x &= \mathbb{E}_x[Y(0)] = \mathbb{E}_x[Y(T)], \\ &= \mathbb{P}_x(T_a < T_b) r^a + (1 - \mathbb{P}_x(T_a < T_b)) r^b, \end{aligned}$$

which upon solving for  $\mathbb{P}_x(T_a < T_b)$  gives the required expression.  $\square$

From the above lemma It follows that

$$E_N(\alpha) = \mathbb{P}_{\lfloor \alpha N \rfloor} (T_N < T_0) = \frac{1 - r^{\lfloor \alpha N \rfloor}}{1 - r^N} \geq 1 - r^{\lfloor \alpha N \rfloor} = 1 - \exp(-cN)$$

for some constant  $c > 0$  (since  $r < 1$ ). Thus, unlike the unbiased voter model, where exit probability to state 0 remains constant at  $1 - \alpha$  for all  $N$ , in the biased voter model the exit probability approaches 0 exponentially fast in  $N$ .

We now characterize the mean time  $t_N(\alpha)$  to reach the consensus state starting from  $\alpha$  fraction of agents having opinion  $\{1\}$ .

**Theorem 1.** *For all  $\alpha \in (0, 1)$  we have  $t_N(\alpha) = \Theta(\log N)$ .*

*Proof.* Let  $T = T_0 \wedge T_N$  denote the random time to reach consensus. Then we have

$$T = \sum_{k=1}^{N-1} \sum_{j=1}^{Z_k} M_{k,j}, \quad (5)$$

where  $Z_k$  denotes the number of visits to state  $k$  before absorption and  $M_{k,j}$  denotes the time spent in the  $j^{\text{th}}$  visit to state  $k$ . Clearly, the random variables  $Z_k$  and  $(M_{k,j})_{j \geq 1}$  are independent with each  $M_{k,j}$  being an exponential random variable with rate  $(q_0 + q_1)k(N - k)/N$ . Hence, using Wald's identity we have

$$t_N(\alpha) = \mathbb{E}_{\lfloor \alpha N \rfloor} [T] \quad (6)$$

$$= \sum_{k=1}^{N-1} \mathbb{E}_{\lfloor \alpha N \rfloor} [Z_k] \mathbb{E}_{\lfloor \alpha N \rfloor} [M_{k,j}] \quad (7)$$

$$= \frac{1}{q_0 + q_1} \sum_{k=1}^{N-1} \left( \frac{1}{k} + \frac{1}{N - k} \right) \mathbb{E}_{\lfloor \alpha N \rfloor} [Z_k] \quad (8)$$

We now proceed to find lower and upper bounds of  $t_N(\alpha)$ .

Let  $A = \{\omega : T_N(\omega) < T_0(\omega)\}$  denote the event that the Markov chain gets absorbed in state  $N$ . We have

$$\mathbb{E}_{\lfloor \alpha N \rfloor} [Z_k] = \mathbb{E}_{\lfloor \alpha N \rfloor} [Z_k | A] \mathbb{P}_{\lfloor \alpha N \rfloor} (A) + \mathbb{E}_{\lfloor \alpha N \rfloor} [Z_k | A^c] (1 - \mathbb{P}_{\lfloor \alpha N \rfloor} (A)) \quad (9)$$



*Lower bound of  $t_N(\alpha)$ :* We first obtain a lower bound for  $t_N(\alpha)$ . Clearly, we have the following

$$\begin{aligned} Z_k|A &\geq 1 \quad \forall k \geq \lfloor \alpha N \rfloor \\ Z_k|A^c &\geq 0 \quad \forall k > \lfloor \alpha N \rfloor \\ Z_k|A &\geq 0 \quad \forall k < \lfloor \alpha N \rfloor \\ Z_k|A^c &\geq 1 \quad \forall k \leq \lfloor \alpha N \rfloor. \end{aligned}$$

Using the above in (9) we have

$$\mathbb{E}_{\lfloor \alpha N \rfloor} [Z_k] \geq \mathbb{P}_{\lfloor \alpha N \rfloor} (A) \mathbb{1}_{\{k \geq \lfloor \alpha N \rfloor\}} + (1 - \mathbb{P}_{\lfloor \alpha N \rfloor} (A)) \mathbb{1}_{\{k \leq \lfloor \alpha N \rfloor\}},$$

where  $\mathbb{1}_\Omega$  denotes the indicator function for the set  $\Omega$ . Using the above in (8), we have

$$t_N(\alpha) \geq \frac{\mathbb{P}_{\lfloor \alpha N \rfloor} (A)}{q_0 + q_1} \sum_{k=\lfloor \alpha N \rfloor}^{N-1} \left( \frac{1}{k} + \frac{1}{N-k} \right) + \frac{1 - \mathbb{P}_{\lfloor \alpha N \rfloor} (A)}{q_0 + q_1} \sum_{k=1}^{\lfloor \alpha N \rfloor} \left( \frac{1}{k} + \frac{1}{N-k} \right) \quad (10)$$

$$\geq \frac{1}{q_0 + q_1} \sum_{k=1}^{N(\alpha \wedge (1-\alpha))} \frac{1}{k} \quad (11)$$

$$> \frac{1}{q_0 + q_1} \log(N(\alpha \wedge (1-\alpha))) \quad (12)$$

*Upper bound for  $t_N(\alpha)$ :* We first obtain an upper bound on  $\mathbb{E}_x [Z_k; A]$  for  $k \geq x$  with any  $0 < x < N$ . Given  $A$ , let  $\zeta_k$  denote the number of times the embedded chain  $\tilde{X}^{(N)}$  jumps from  $k$  to  $k-1$  before absorption. It is easy to observe that conditioned on  $A$ , the embedded chain  $\tilde{X}^{(N)}$  is a Markov chain with jump probabilities given by

$$p_{k,k+1}^A = 1 - p_{k,k-1}^A = p \frac{\mathbb{P}_{k+1}(A)}{\mathbb{P}_k(A)} \stackrel{(a)}{=} p \frac{1 - r^{k+1}}{1 - r^k}, \quad (13)$$

where equality (a) follows from Lemma 1. Furthermore, we have

$$Z_k|A = 1 + \zeta_k + \zeta_{k+1} \text{ for } x \leq k \leq N-1 \quad (14)$$

The above relationship follows by observing that the facts that (i) the states  $k \geq x$  are visited at least once and (ii) the number of visits to state  $k$  is the sum of the numbers of jumps of  $\tilde{X}^{(N)}$  to the left and to the right from state  $k$ .

Given  $A$ , we must have  $\zeta_N = 0$ . Let  $\xi_{l,k}$  denote the random number of left-jumps from state  $k$  between  $l^{\text{th}}$  and  $(l+1)^{\text{th}}$  left-jumps from state  $k+1$ . Then  $(\xi_{l,k})_{l \geq 0}$  are i.i.d with geometric distribution having mean  $p_{k,k-1}^A / p_{k,k+1}^A$ . Moreover, we have the following recursion

$$\zeta_k = \sum_{l=0}^{\zeta_{k+1}} \xi_{l,k}, \text{ for } x \leq k \leq N-1, \quad (15)$$

(the above sum starts from  $l=0$  because for  $k \geq x$  left jumps from  $j$  can occur even before the chain visits  $j+1$  for the first time) Thus, we see that  $(\zeta_k)_{x \leq k \leq N}$  forms a branching process with immigration of one individual in each generation. Applying Wald's identity to solve the above recursion we have for  $x \leq k \leq N-1$

$$\begin{aligned} \mathbb{E}_x [\zeta_k] &= \sum_{n=k}^{N-1} \prod_{i=k}^n \frac{p_{i,i-1}^A}{p_{i,i+1}^A} \\ &\stackrel{(a)}{=} \sum_{n=k}^{N-1} \prod_{i=k}^n \frac{r(1-r^{i-1})}{1-r^{i+1}} \\ &= \frac{r(1-r^{k-1})(1-r^{N-k})}{(1-r)(1-r^N)}, \end{aligned} \quad (16)$$

where equality (a) follows from (54). Taking expectation in (58) and plugging in (16) we obtain that for  $x \leq k \leq N-1$

$$\mathbb{E}_x [Z_k | A] = 1 + \mathbb{E}_x [\zeta_k] + \mathbb{E}_x [\zeta_{k+1}] = \frac{1+r}{1-r} \frac{(1-r^{N-k})(1-r^k)}{1-r^N} \leq \frac{1+r}{1-r}. \quad (17)$$

But we also have

$$\mathbb{E}_x [Z_k; A] \leq \mathbb{E}_x [Z_k | A] \leq \frac{1+r}{1-r}$$

which provides the required bound on  $\mathbb{E}_x [Z_k; A^{(N)}]$ . We note that the above bound is independent of  $x$ . In particular, it is true when  $x = \lfloor \alpha N \rfloor$  and  $k \geq \lfloor \alpha N \rfloor$ .

For  $1 \leq k < x$  we have

$$\begin{aligned}
\mathbb{E}_x [Z_k; A] &= \mathbb{E}_x [Z_k; T_k < T_N < T_0], \\
&= \mathbb{E}_x [Z_k | T_k < T_N < T_0] \mathbb{P}_x (T_k < T_N < T_0), \\
&\stackrel{(a)}{=} \mathbb{E}_k [Z_k | T_N < T_0] \mathbb{P}_x (T_k < T_N < T_0), \\
&\stackrel{(b)}{\leq} \frac{1+r}{1-r}
\end{aligned}$$

where the equality (a) follows from the Markov property and inequality (b) follows from (17). Hence, combining all the results above we have that for all  $0 < k < N$

$$\mathbb{E}_x [Z_k; A] \leq \frac{1+r}{1-r}.$$

Using similar arguments for the process conditioned on  $A^c$  it follows that for any  $0 < x < N$  and any  $0 < k \leq x$  the following holds

$$\mathbb{E}_x [Z_k; A^c] \leq \mathbb{E}_x [Z_k | A^c] = \frac{\bar{r} + 1}{\bar{r} - 1} \frac{(\bar{r}^{N-k} - 1)(\bar{r}^k - 1)}{\bar{r}^N - 1} \leq \frac{1+r}{1-r}$$

Furthermore, for  $N > k > x$  we have

$$\begin{aligned}
\mathbb{E}_x [Z_k; A^c] &= \mathbb{E}_x [Z_k; T_k < T_0 < T_N] \\
&= \mathbb{E}_x [Z_k | T_k < T_0 < T_N] \mathbb{P}_x (T_k < T_0 < T_N) \\
&= \mathbb{E}_k [Z_k | T_0 < T_N] \mathbb{P}_x (T_k < T_0 < T_N) \\
&\leq \frac{1+r}{1-r}
\end{aligned}$$

Combining the above results we have  $\mathbb{E}_{\lfloor \alpha N \rfloor} [Z_k] \leq (1+r)/(1-r)$  for all  $0 < k < N$ . Hence from (8) we obtain

$$t_N(\alpha) \leq \frac{2}{q_0 + q_1} \frac{1+r}{1-r} \sum_{k=1}^{N-1} \frac{1}{k} \leq \frac{2}{q_0 + q_1} \frac{1+r}{1-r} (\log(N-1) + 1)$$

□

Hence, the above theorem shows that the mean consensus time in the biased voter model is  $\Theta(\log N)$ . This is in contrast to the voter model with unbiased agents where the mean consensus time is  $\Theta(N)$ . Thus, in the case with biased agents, the network reaches the consensus state exponentially faster than that in the case with unbiased agents.

We now consider the fluid-scaled empirical measure process  $x^{(N)} = X^{(N)}/N$ , which describes the evolution of the fraction of agents with opinion  $\{1\}$ . We show that the following convergence takes place.

**Theorem 2.** *If  $x^{(N)}(0) \rightarrow \alpha$ , then  $x^{(N)}(\cdot) \rightarrow x(\cdot)$  in distribution (and hence in probability), where  $x(\cdot)$  is a deterministic process with  $x(0) = \alpha$  and is governed by the following differential equation*

$$\dot{x}(t) = (q_0 - q_1)x(t)(1 - x(t)). \quad (18)$$

*Proof.* The process  $x^{(N)}(\cdot)$  jumps from the state  $x$  to the state  $x + 1/N$  when one of the  $N(1 - x)$  agents having opinion  $\{0\}$  updates (with probability  $q_0$ ) its opinion by interacting with an agent with opinion  $\{1\}$ . Since the agents update their opinions at points of independent unit rate Poisson processes, the rate at which one of the  $N(1 - x)$  agents having opinion  $\{0\}$  decides to update its opinion is  $N(1 - x)q_0$ . The probability with which the updating agent interacts with an agent with opinion  $\{1\}$  is  $x$ . Hence, the total rate of transition from  $x$  to  $x + 1/N$  is given by  $r(x \rightarrow x + 1/N) = q_0Nx(1 - x)$ . Similarly, the rate of transition from  $x$  to  $x - 1/N$  is given by  $r(x \rightarrow x - 1/N) = q_1Nx(1 - x)$ . From the above transition rates it can be easily seen that the generator of the process  $x^{(N)}(\cdot)$  converges uniformly as  $N \rightarrow \infty$  to the generator of the deterministic process  $x(\cdot)$  defined by (18). Thus, by the classical results of Kurtz [25] we have that if  $x^{(N)}(0) \rightarrow \alpha$  as  $N \rightarrow \infty$ , then  $x^{(N)}(\cdot) \rightarrow x(\cdot)$  with  $x(0) = \alpha$  as  $N \rightarrow \infty$ , where  $\rightarrow$  denotes weak convergence.  $\square$

According to the above result, for large  $N$ , the process  $x^{(N)}(\cdot)$  can be approximated by the deterministic process  $x(\cdot)$  which is called the *mean field limit* of the system. Using this approximation we can obtain an approximation of the mean consensus time  $t_N(\alpha)$  as follows. Since  $q_0 > q_1$  and  $x(t) \in [0, 1]$  for all  $t \geq 0$ , we have from (18) that  $\dot{x}(t) \geq 0$  for all  $t \geq 0$ . Hence,  $x(t) \rightarrow 1$  as  $t \rightarrow \infty$ . The mean consensus time  $t_N(\alpha)$  for large  $N$  can therefore be approximated by the time taken by the process  $x(t)$  to reach

the state  $1 - 1/N$  (which corresponds to the situation where all the agents except one agent have opinion  $\{1\}$ ) starting with  $x(0) = \alpha$ .

**Theorem 3.** Let  $t(\epsilon, \alpha)$  denote the time required by the process  $x(\cdot)$  to reach  $\epsilon \in (0, 1)$ . Then

$$t(\epsilon, \alpha) = \frac{1}{q_0 - q_1} \left( \log \frac{\epsilon}{1 - \epsilon} - \ln \frac{\alpha}{1 - \alpha} \right) \quad (19)$$

In particular, for  $\epsilon = 1 - 1/N$  we have

$$t(1 - 1/N, \alpha) = \frac{1}{q_0 - q_1} \log(N - 1) - \frac{1}{q_0 - q_1} \log \left( \frac{\alpha}{1 - \alpha} \right) \quad (20)$$

*Proof.* The proof follows directly by solving (18) with initial condition  $x(0) = \alpha$ .  $\square$

Through our numerical results we show that  $t(1 - 1/N, \alpha)$  serves as an accurate estimate of the mean consensus time  $t_N(\alpha)$ .

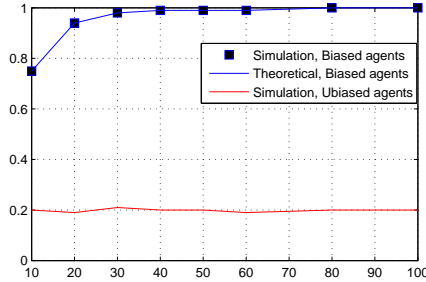


Figure 1: Exit probability  $E_N(\alpha)$  as a function of the number of agents  $N$ . Parameters:  $q_0 = 1$ ,  $q_1 = 0.5$ ,  $\alpha = 0.2$ .

**Numerical Results:** In Figure 1, we plot the exit probability for both biased ( $q_0 > q_1$ ) and unbiased ( $q_0 = q_1 = 1$ ) cases as functions of the number of agents  $N$  for  $\alpha = 0.2$ . For the biased case, we have chosen  $q_0 = 1$ ,  $q_1 = 0.5$ . We observe that in the biased case the exit probability exponentially increases to 1 with the increase  $N$ . This is in contrast to the unbiased case, where the exit probability remains constant at  $\alpha$  for all  $N$ .

In Figure 2(a), we plot the mean consensus time  $t_N(\alpha)$  for both the biased and unbiased cases as a function of  $N$  for  $\alpha = 0.4$ . We observe a good match

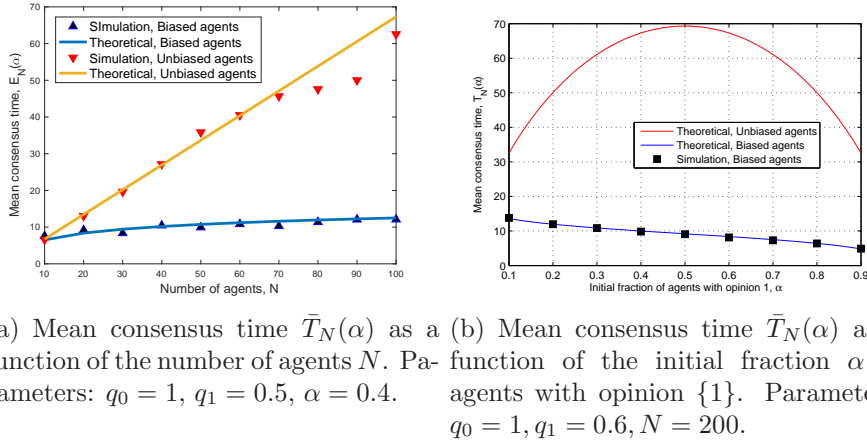


Figure 2: Mean consensus time under the voter model with biased agents

between the estimate obtained in Theorem 3 and the simulation results. We also observe that, in the biased case, the mean consensus time scales as  $\Theta(\log N)$  instead of being linear as in the unbiased case. In Figure 2(b), we plot the mean consensus time as a function of  $\alpha$  for both biased and unbiased cases. The network size is kept fixed at  $N = 100$ . We observe that for the unbiased case, the consensus time increases for  $\alpha \in (0, 0.5)$  and decreases for  $\alpha \in (0.5, 1)$ . In contrast, for the biased case, the consensus time steadily decreases with the increase in  $\alpha$ . This is expected since, in the unbiased case, consensus is achieved faster on a particular opinion if the initial number of agents having that opinion is more than the initial number of agents having the other opinion. On the other hand, in the biased case, consensus is achieved with high probability on the preferred opinion and therefore increasing the initial fraction of agents having the preferred opinion always decreases the mean consensus time.

## 2.2 The voter model with agents having different degrees of stubbornness

We now consider the case where different agents have different propensities to change their opinions. This is modeled as follows: Each agent in the network is assumed to belong to one of the two disjoint sets  $\mathcal{S}$  and  $\mathcal{R}$ . We denote by  $\gamma_S$  and  $\gamma_R = 1 - \gamma_S$  the fractions of agents belonging to the sets

$\mathcal{S}$  and  $\mathcal{R}$ , respectively. Each agent belonging to the set  $\mathcal{S}$  ( $\mathcal{R}$ ) updates its opinion with probability  $q_S$  ( $q_R$ ) at a point of the unit rate Poisson process associated with itself and retains its opinion with probability  $p_S = 1 - q_S$  ( $p_R = 1 - q_R$ ). The updates occur according to the voter rule, discussed in the beginning of this section. The probabilities  $q_S$  and  $q_R$  determine the degrees of ‘stubbornness’ of agents belonging to the sets  $\mathcal{S}$  and  $\mathcal{R}$ , respectively. We set  $q_S < q_R$  to imply that the agents belonging to the set  $\mathcal{S}$  update their opinions less frequently than the agents belonging to the set  $\mathcal{R}$ .

The evolution of the network can be described by a two dimensional Markov process  $X^{(N)}(\cdot) = (X_S^{(N)}(\cdot), X_R^{(N)}(\cdot))$ , where  $X_S^{(N)}(t)$  and  $X_R^{(N)}(t)$  denote the numbers of agents with opinion  $\{1\}$  in sets  $\mathcal{S}$  and  $\mathcal{R}$ , respectively, at time  $t$ . Let  $(m, n)$  be the state of the process at some instant. Then the transition rates from this state are given as follows

$$q((m, n) \rightarrow (m + 1, n)) = \frac{(N\gamma_S - m)(m + n)}{N} q_S \quad (21)$$

$$q((m, n) \rightarrow (m, n + 1)) = \frac{(N\gamma_R - n)(m + n)}{N} q_R \quad (22)$$

$$q((m, n) \rightarrow (m - 1, n)) = \frac{m(N - m - n)}{N} q_S \quad (23)$$

$$q((m, n) \rightarrow (m, n - 1)) = \frac{n(N - m - n)}{N} q_R \quad (24)$$

**Theorem 4.** *Let  $E_N(\alpha_S, \alpha_R)$  denote the probability with which the network with  $N$  agents reaches a consensus state with all agents having opinion  $\{1\}$  starting with  $\alpha_S$  (resp.  $\alpha_R$ ) fraction of agents of the set  $\mathcal{S}$  (resp.  $\mathcal{R}$ ) having opinion  $\{1\}$ . Then*

$$E_N(\alpha_S, \alpha_R) = \frac{q_R \gamma_S \alpha_S + q_S \gamma_R \alpha_R}{q_R \gamma_S + q_S \gamma_R}. \quad (25)$$

*Proof.* Let  $\mathcal{F}_t = \sigma(X^{(N)}(s), 0 \leq s \leq t)$  denote the history of the process  $X^{(N)}(\cdot)$  upto time  $t \geq 0$ . Consider the process  $X_S^{(N)}(\cdot)/q_S + X_R^{(N)}(\cdot)/q_R$ . Using the transition rates of the process  $X^{(N)}(\cdot)$  it is easy to see that the conditional drift of the process from time  $t$  to time  $t + h$  is given by

$$\begin{aligned}
& \mathbb{E} \left[ \frac{X_S^{(N)}(t+h)}{q_S} + \frac{X_R^{(N)}(t+h)}{q_R} - \frac{X_S^{(N)}(t)}{q_S} - \frac{X_R^{(N)}(t)}{q_R} \middle| \mathcal{F}_t \right] \\
&= \left( \left( \frac{1}{q_S} \right) q((m, n) \rightarrow (m+1, n)) + \left( \frac{1}{q_R} \right) q((m, n) \rightarrow (m, n+1)) \right. \\
&\quad \left. - \left( \frac{1}{q_S} \right) q((m, n) \rightarrow (m-1, n)) - \left( \frac{1}{q_R} \right) q((m, n) \rightarrow (m, n-1)) \right) h + o(h) \\
&= o(h)
\end{aligned} \tag{26}$$

It follows from the above calculation that the expected conditional drift of the process  $X_S^{(N)}(\cdot)/q_S + X_R^{(N)}(\cdot)/q_R$  is 0 implying that it is an  $\mathcal{F}_t$ -martingale. Let  $T$  denote the random time the process  $X^{(N)}(\cdot)$  hits the consensus state. Clearly,  $T$  is an  $\mathcal{F}_t$  stopping time. Hence, using optional sampling theorem we have

$$\mathbb{E} \left[ \frac{X_S^{(N)}(T)}{q_S} + \frac{X_R^{(N)}(T)}{q_R} \right] = \mathbb{E} \left[ \frac{X_S^{(N)}(0)}{q_S} + \frac{X_R^{(N)}(0)}{q_R} \right] = \frac{N\gamma_S\alpha_S}{q_S} + \frac{N\gamma_R\alpha_R}{q_R} \tag{27}$$

The left hand side of the above equation can be written as

$$\begin{aligned}
\mathbb{E} \left[ \frac{X_S^{(N)}(T)}{q_S} + \frac{X_R^{(N)}(T)}{q_R} \right] &= \left( \frac{N\gamma_S}{q_S} + \frac{N\gamma_R}{q_R} \right) E_N(\alpha_S, \alpha_R) \\
&\quad + 0 \times (1 - E_N(\alpha_S, \alpha_R))
\end{aligned} \tag{28}$$

Hence we obtain

$$E_N(\alpha_S, \alpha_R) = \frac{\frac{N\gamma_S\alpha_S}{q_S} + \frac{N\gamma_R\alpha_R}{q_R}}{\frac{N\gamma_S}{q_S} + \frac{N\gamma_R}{q_R}} \tag{29}$$

which simplifies to (25).  $\square$

**Remark 1.** From (25) we see that the exit probability does not depend on the number of agents  $N$ . We also observe that for  $\alpha_S = \alpha_R = \alpha$ , the exit probability is given by  $E_N(\alpha, \alpha) = \alpha$ , which is also independent of  $q_S$  and  $q_R$ .



The mean time  $\bar{T}_N(\alpha_S, \alpha_R)$  to reach consensus starting with  $\alpha_S$  (resp.  $\alpha_R$ ) fraction of agents of the set  $\mathcal{S}$  (resp.  $\mathcal{R}$ ) having opinion  $\{1\}$  can be computed using the first step analysis of the empirical measure process  $x^{(N)}(\cdot) = (X_S^{(N)}(\cdot)/N\gamma_S, X_R^{(N)}(\cdot)/N\gamma_R)$ . The process  $x^{(N)}(\cdot)$  changes its state only at points of a rate  $N$  Poisson point process, referred to as the global clock. The probability  $p((x, y) \rightarrow (x + 1/N\gamma_S, y))$  with which the process transits from the state  $(x, y)$  at one point of the global clock to the state  $(x + 1/N\gamma_S, y)$  at the next point of the global clock is given by

$$p\left((x, y) \rightarrow \left(x + \frac{1}{N\gamma_S}, y\right)\right) = \gamma_S(1 - x)(\gamma_S x + \gamma_R y)q_S. \quad (30)$$

Similarly, the probabilities for the other possible transitions are given by

$$p\left((x, y) \rightarrow \left(x, y + \frac{1}{N\gamma_R}\right)\right) = \gamma_R(1 - y)(\gamma_S x + \gamma_R y)q_R \quad (31)$$

$$p\left((x, y) \rightarrow \left(x - \frac{1}{N\gamma_S}, y\right)\right) = \gamma_S x(1 - \gamma_S x - \gamma_R y)q_S \quad (32)$$

$$p\left((x, y) \rightarrow \left(x, y - \frac{1}{N\gamma_R}\right)\right) = \gamma_R y(1 - \gamma_S x - \gamma_R y)q_R \quad (33)$$

Since the process  $x^{(N)}(\cdot)$  is Markov and the average gap between two points of the global clock is  $1/N$ , we have the following recursive relation

$$\begin{aligned} \bar{T}_N(x, y) &= p\left((x, y) \rightarrow \left(x + \frac{1}{N\gamma_S}, y\right)\right) \left(\bar{T}_N\left(x + \frac{1}{N\gamma_S}, y\right) + \frac{1}{N}\right) \\ &+ p\left((x, y) \rightarrow \left(x, y + \frac{1}{N\gamma_R}\right)\right) \left(\bar{T}_N\left(x, y + \frac{1}{N\gamma_R}\right) + \frac{1}{N}\right) \\ &+ p\left((x, y) \rightarrow \left(x - \frac{1}{N\gamma_S}, y\right)\right) \left(\bar{T}_N\left(x - \frac{1}{N\gamma_S}, y\right) + \frac{1}{N}\right) \\ &+ p\left((x, y) \rightarrow \left(x, y - \frac{1}{N\gamma_R}\right)\right) \left(\bar{T}_N\left(x, y - \frac{1}{N\gamma_R}\right) + \frac{1}{N}\right) \\ &+ p((x, y) \rightarrow (x, y)) \left(\bar{T}_N(x, y) + \frac{1}{N}\right) \end{aligned} \quad (34)$$

Now using (30), (31), (32), (33) and the Taylor series expansion of  $\bar{T}_N(\cdot, \cdot)$  of second order around the point  $(x, y)$  we have that for large  $N$

$$\begin{aligned}
& \gamma_R q_S (y-x) \frac{\partial \bar{T}(x,y)}{\partial x} + \frac{q_S((\gamma_S+1)x + \gamma_R y - 2x(\gamma_S x + \gamma_R y))}{2N\gamma_S} \frac{\partial^2 \bar{T}(x,y)}{\partial x^2} \\
& + \gamma_S q_R (x-y) \frac{\partial \bar{T}(x,y)}{\partial y} + \frac{q_R(\gamma_S x + (\gamma_R+1)y - 2y(\gamma_S x + \gamma_R y))}{2N\gamma_R} \frac{\partial^2 \bar{T}(x,y)}{\partial y^2} = -1
\end{aligned} \tag{35}$$

with boundary condition  $\bar{T}_N(0,0) = \bar{T}_N(1,1) = 0$ . An approximate solution of the above partial differential equation is given as by

$$\bar{T}_N(x,y) = N \left( \frac{\gamma_S}{q_S} + \frac{\gamma_R}{q_R} \right) h \left( \frac{\gamma_S q_R}{\gamma_S q_R + \gamma_R q_S} x + \frac{\gamma_R q_S}{\gamma_S q_R + \gamma_R q_S} y \right), \tag{36}$$

where  $h(z) = -(z \log z + (1-z) \log(1-z))$ . The approximation is obtained by noting that the above solution is exact for the cases  $\gamma_S = 1, \gamma_R = 0$  and  $\gamma_S = 0, \gamma_R = 1$ . Moreover, putting the solution in (35) we see that the terms containing first order partial derivatives vanish and the terms containing the second order partial derivatives simplify approximately to  $-1$ .

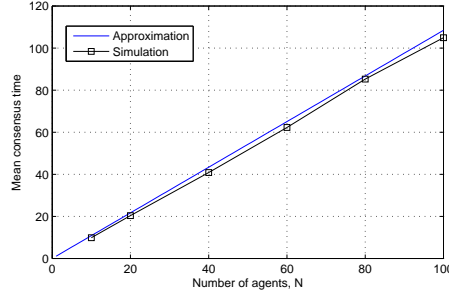


Figure 3: Voter model with differently stubborn agents: Consensus time as a function of the network size  $N$ . Parameters:  $q_S = 0.3$ ,  $q_R = 1$ ,  $\alpha_S = \alpha_R = 0.8$ ,  $\gamma_S = \gamma_R = 0.5$ .

**Numerical results:** To numerically investigate how consensus time varies with the system size  $N$ , in Figure 3 we plot the mean consensus time of 1000 independent runs of a network with the following parameters:  $q_S = 0.3$ ,  $q_R = 1$ ,  $\alpha_S = \alpha_R = 0.8$ ,  $\gamma_S = \gamma_R = 0.5$ . We observe that the mean consensus time grows linearly with  $N$ . In the figure, we have also plotted the

mean consensus time obtained using (36). We observe a close match between the simulation result and the approximate result which suggests that the approximation provided in (36) is accurate.

### 3 The majority rule models

In this section, we consider models where an agent, instead of interacting with a single agent, interacts with multiple agents at an update instant. As before, we assume that the agents in the network consider updating their opinions at points of independent, unit rate Poisson point processes. At a point of the Poisson process associated with itself, an agent either retains its opinion or updates it. If the agent decides to update its opinion, then it interacts with  $2K$  ( $K \geq 1$ ) agents sampled uniformly at random (with replacement) from the network and adopts the opinion held by the majority of the  $2K + 1$  agents which includes the  $2K$  sampled agents and the updating agent itself.

As in the case of voter models, the decision of an agent to update its opinion is assumed to depend either i) on the current opinion held by the agent or ii) on the propensity of the agent to change opinions. Below we consider these two scenarios separately.

We note that in the majority rule model discussed above, only one agent updates its state, at each time step, by interacting with a group of randomly sampled neighbours. This is different from the previously studied models in the literature [8, 9, 19], where all members of a group of interacting agents were assumed to update their opinions simultaneously.

#### 3.1 The majority rule model with biased agents

As in Section 2.1, we first consider the case where the agents are ‘biased’ towards one of the two opinions. More specifically, we assume that an agent with opinion  $i \in \{0, 1\}$  updates its opinion with probability  $q_i$  at a point of the unit rate Poisson process associated with itself. The agent retains its opinion with probability  $p_i = 1 - q_i$ . In case the agent decides to update its opinion, the update occurs according to the majority rule discussed in the beginning of this section. We assume  $q_0 > q_1$  to imply that agents with opinion  $\{0\}$  update their opinions more frequently than agents with opinion  $\{1\}$ . In the above sense, the agents are biased towards opinion  $\{0\}$ . The case

$q_1 = q_0 = 1$  corresponds to the majority rule model with unbiased agents.

Let  $X^{(N)}(t)$  denote the number of agents with opinion  $\{1\}$  at time  $t \geq 0$ . Clearly,  $X^{(N)}(\cdot)$  is a Markov process on state space  $\{0, 1, \dots, N\}$ . The jump rates of  $X^{(N)}$  from state  $n$  to state  $n+1$  and  $n-1$  are given by

$$q(n \rightarrow n+1) = (N-n)q_0 \sum_{i=K+1}^{2K} \binom{2K}{i} \left(\frac{n}{N}\right)^i \left(\frac{N-n}{N}\right)^{2K-i} \quad (37)$$

$$= (N-n)q_0 \mathbb{P}\left(\text{Bin}\left(2K, \frac{n}{N}\right) \geq K+1\right), \quad (38)$$

$$q(n \rightarrow n-1) = nq_1 \sum_{i=K+1}^{2K} \binom{2K}{i} \left(\frac{N-n}{N}\right)^i \left(\frac{n}{N}\right)^{2K-i}, \quad (39)$$

$$= nq_1 \mathbb{P}\left(\text{Bin}\left(2K, 1 - \frac{n}{N}\right) \geq K+1\right) \quad (40)$$

respectively. Let  $\tilde{X}^{(N)}$  denote the embedded Markov chain corresponding to  $X^{(N)}$ . Then the jump probabilities for the embedded chain  $\tilde{X}^{(N)}$  are given by

$$p_{n,n+1} = 1 - p_{n,n-1} = \frac{q(n \rightarrow n+1)}{q(n \rightarrow n-1) + q(n \rightarrow n+1)} = \frac{g_K(n/N)}{g_K(n/N) + r}, \quad (41)$$

where  $1 \leq n \leq N-1$ ,  $r = q_1/q_0 < 1$ , and  $g_K : (0, 1) \rightarrow (0, \infty)$  is defined as

$$g_K(x) = \frac{\frac{1}{x} \mathbb{P}(\text{Bin}(2K, x) \geq K+1)}{\frac{1}{1-x} \mathbb{P}(\text{Bin}(2K, 1-x) \geq K+1)}. \quad (42)$$

With probability 1,  $X^{(N)}$  gets absorbed in one of the states 0 or  $N$  in finite time. We are interested in the probability of absorption in the state  $N$  and the average time till absorption. We first state and prove the following lemma which is key to proving many of the results in this section

**Lemma 2.** *The function  $g_K : (0, 1) \rightarrow (0, \infty)$  as defined by (42) is strictly increasing and is therefore also one-to-one.*

*Proof.* We can write  $g_K(x) = \phi(\psi(x))$ , where  $\psi(x) = \frac{x}{1-x} : [0, 1) \rightarrow [0, \infty)$  and

$$\phi(t) = \frac{\sum_{i=K+1}^{2K} \binom{2K}{i} t^i}{\sum_{i=K+1}^{2K} \binom{2K}{i} t^{2K+1-i}} = \frac{\sum_{i=K+1}^{2K} \binom{2K}{i} t^i}{\sum_{i=1}^K \binom{2K}{i-1} t^i}.$$

Clearly,  $\psi(x) : [0, 1) \rightarrow [0, \infty)$  is strictly increasing. Thus, it is sufficient to show that  $\phi : (0, \infty) \rightarrow (0, \infty)$  is also strictly increasing. Clearly,  $\phi'(t) = A(t)/(\sum_{i=1}^K \binom{2K}{i-1} t^i)^2$ , where

$$\begin{aligned} A(t) &= \left( \sum_{i=K+1}^{2K} i \binom{2K}{i} t^{i-1} \right) \left( \sum_{i=1}^K \binom{2K}{i-1} t^i \right) \\ &\quad - \left( \sum_{i=K+1}^{2K} \binom{2K}{i} t^i \right) \left( \sum_{i=1}^K i \binom{2K}{i-1} t^{i-1} \right) \\ &= \sum_{j=K+1}^{3K-1} M_j t^j \end{aligned} \tag{43}$$

with

$$M_j = \sum_{i=\min(1, j+1-2K)}^{\max(K, j-K)} \binom{2K}{i-1} \binom{2K}{j-i+1} (j+1-2i).$$

We note that in the above sum the running variable  $i \leq \max(K, j-K)$ . Furthermore, from (43), we have that  $K+1 \leq j \leq 3K-1$ . Hence, we have  $i \leq \max(K, j-K) < \frac{j+1}{2}$  for any  $K \geq 1$ . This implies that  $M_j > 0$  for all  $j$  satisfying  $K+1 \leq j \leq 3K-1$ . Hence,  $\phi'(t) > 0, \forall t > 0$ , which implies that  $\phi(t)$  is strictly increasing in  $(0, \infty)$ .  $\square$

**Theorem 5.** 1. Let  $E_N(n)$  denote the probability that the process  $X^{(N)}$  gets absorbed in state  $N$  starting from state  $n$ . Then, we have

$$E_N(n) = \frac{\sum_{t=0}^{n-1} \prod_{j=1}^t \frac{r}{g_K(j/N)}}{\sum_{t=0}^{N-1} \prod_{j=1}^t \frac{r}{g_K(j/N)}}, \tag{44}$$

2. Define  $E_N(\alpha) := E_N(\lfloor \alpha N \rfloor)$  and  $\beta := g_K^{-1}(r)$ . Then  $E_N(\alpha) \rightarrow 1$  (resp.  $E_N(\alpha) \rightarrow 0$ ) as  $N \rightarrow \infty$  if  $\alpha > \beta$  (resp.  $\alpha < \beta$ ) and this convergence is exponential in  $N$ .

*Proof.* From the first step analysis of the embedded chain  $\tilde{X}^{(N)}(\cdot)$  it follows that

$$E_N(n) = p_{n,n+1} E_N(n+1) + p(n, n-1) E_N(n-1) \tag{45}$$

which upon rearranging becomes

$$E_N(n+1) - E_N(n) = \frac{p_{n,n-1}}{p_{n,n+1}}(E_N(n) - E_N(n-1)) \quad (46)$$

Putting  $D_N(n) = E_N(n+1) - E_N(n)$  we find that (46) reduces to a first order recursion in  $D_N(n)$  which satisfies the following recursive relation for  $1 \leq n \leq N-1$

$$D_N(n) = r \frac{1}{g_K(n/N)} D_N(n-1) \quad (47)$$

To compute  $D_N(0)$  we use the boundary conditions  $E_N(0) = 0$  and  $E_N(N) = 1$ , which imply that  $\sum_{n=0}^{N-1} D_N(n) = 1$ . Hence, we have

$$D_N(0) = \frac{1}{\sum_{t=0}^{N-1} \prod_{j=1}^t \frac{r}{g_K(j/N)}}, \quad (48)$$

Thus, using  $E_N(n) = \sum_{k=0}^{n-1} D_N(k)$  we have the required expression for  $E_N(n)$  for all  $0 \leq n \leq N$ .

It is also important to note that  $D_N$  defines a probability distribution on the set  $\{0, 1, \dots, N-1\}$ . Furthermore, using the monotonicity of  $g_K$  proved in Lemma 2 and (47) we have

$$\begin{aligned} D_N(n) &< D_N(n-1) \text{ for } n \geq \lfloor \beta N \rfloor + 1, \\ D_N(n) &> D_N(n-1) \text{ for } n \leq \lfloor \beta N \rfloor. \end{aligned}$$

Thus, the mode of the distribution  $D_N$  is at  $\lfloor \beta N \rfloor$ . Now for any  $\alpha > \beta$  we choose  $\beta'$  such that  $\alpha > \beta' > \beta$ . Hence, by the monotonicity of  $g_K$  we have

$$r' := \frac{r}{g_K(\beta')} < \frac{r}{g_K(\beta)} = 1$$

Also using the monotonicity of  $g_K$  and (47) we have for any  $j \geq 1$

$$\begin{aligned} D_N(\lfloor \beta' N \rfloor + j) &\leq \left( \frac{r}{g_K\left(\frac{\lfloor \beta' N \rfloor + 1}{N}\right)} \right)^j D_N(\lfloor \beta' N \rfloor) \\ &\leq (r')^j D_N(\lfloor \beta' N \rfloor) \end{aligned}$$

where the last step follows since  $\beta'N < \lfloor \beta'N \rfloor + 1$ . Hence, we have

$$\begin{aligned}
E_N(\alpha) &= \sum_{t=0}^{\lfloor \alpha N \rfloor - 1} D_N(t) \\
&= 1 - \sum_{t=\lfloor N\alpha \rfloor}^{N-1} D_N(t) \\
&\geq 1 - D_N(\lfloor \beta'N \rfloor)(r')^{\lfloor \alpha N \rfloor - \lfloor \beta'N \rfloor} \sum_{t=0}^{N-1-\lfloor \alpha N \rfloor} (r')^t \\
&\geq 1 - (r')^{\lfloor \alpha N \rfloor - \lfloor \beta'N \rfloor} \frac{1 - (r')^{N-\lfloor \alpha N \rfloor}}{1 - r'} \\
&\rightarrow 1 \text{ as } N \rightarrow \infty
\end{aligned}$$

The proof for  $\alpha < \beta$  follows similarly.  $\square$

We thus observe a sharp phase transition of the exit probability at  $\beta = g_K^{-1}(r)$  for all values of  $K \geq 1$ . This implies, that even though the agents are biased towards a specific opinion, consensus may not be obtained on the preferred opinion if the initial fraction of agents having the preferred opinion is below  $\beta$ . This is in contrast to the voter model, where consensus is obtained on the preferred opinion irrespective of the initial state.

**Remark 2.** *We also note that for the unbiased majority rule model with  $r = 1$  we have  $\beta = g_K^{-1}(1) = 1/2$ . Thus, the known results [8, 11] for the majority rule model with unbiased agents are recovered.*

We now characterize the mean time  $t_N(\alpha)$  to reach the consensus state starting from  $\alpha$  fraction of agents having opinion  $\{1\}$ . As in the case of voter model we define  $T_n$  to be the random time of first hitting the state  $n$ , i.e.,  $T_n = \inf \{t \geq 0 : X^{(N)}(t) \geq n\}$ .

**Theorem 6.** *For  $\alpha \in (0, \beta) \cup (\beta, 1)$  we have  $t_N(\alpha) = \Theta(\log N)$ .*

*Proof.* Let  $T = T_0 \wedge T_N$  denote the random time to reach consensus. Then we have

$$T = \sum_{n=1}^{N-1} \sum_{j=1}^{Z_n} M_{n,j}, \quad (49)$$

where  $Z_n$  denotes the number of visits to state  $n$  before absorption and  $M_{n,j}$  denotes the time spent in the  $j^{\text{th}}$  visit to state  $n$ . Clearly, the random variables  $Z_n$  and  $(M_{n,j})_{j \geq 1}$  are independent with each  $M_{n,j}$  being an exponential random variable with rate  $q(n \rightarrow n+1) + q(n \rightarrow n-1)$ . Using Wald's identity we have

$$\begin{aligned} t_N(\alpha) &= \mathbb{E}_{\lfloor \alpha N \rfloor} [T] \\ &= \sum_{n=1}^{N-1} \mathbb{E}_{\lfloor \alpha N \rfloor} [Z_n] \mathbb{E}_{\lfloor \alpha N \rfloor} [M_{n,j}] \\ &= \sum_{n=1}^{N-1} \frac{\mathbb{E}_{\lfloor \alpha N \rfloor} [Z_n]}{(q(n \rightarrow n+1) + q(n \rightarrow n-1))} \end{aligned} \quad (50)$$

Below we find lower and upper bounds of  $t_N(\alpha)$ . Let  $A = \{\omega : T_N(\omega) < T_0(\omega)\}$  denote the event that the Markov chain gets absorbed in state  $N$ . We have

$$\mathbb{E}_{\lfloor \alpha N \rfloor} [Z_n] = \mathbb{E}_{\lfloor \alpha N \rfloor} [Z_n | A] \mathbb{P}_{\lfloor \alpha N \rfloor} (A) + \mathbb{E}_{\lfloor \alpha N \rfloor} [Z_n | A^c] (1 - \mathbb{P}_{\lfloor \alpha N \rfloor} (A)) \quad (51)$$

*Lower bound of  $t_N(\alpha)$ :* Applying Markov inequality to the RHS of (38) and (40) we obtain

$$\begin{aligned} q(n \rightarrow n+1) + q(n \rightarrow n-1) &\leq (N-n)q_0 \frac{2K \frac{n}{N}}{K+1} + nq_1 \frac{2K (1 - \frac{n}{N})}{K+1} \\ &= (q_0 + q_1) \frac{2K}{K+1} \frac{N(N-n)}{N} \end{aligned}$$

Furthermore, as in the case of voter model, we have

$$\mathbb{E}_{\lfloor \alpha N \rfloor} [Z_n] \geq \mathbb{P}_{\lfloor \alpha N \rfloor} (A) \mathbb{1}_{\{n \geq \lfloor \alpha N \rfloor\}} + (1 - \mathbb{P}_{\lfloor \alpha N \rfloor} (A)) \mathbb{1}_{\{n \leq \lfloor \alpha N \rfloor\}}.$$



Using (50) and the above inequalities we obtain

$$\begin{aligned}
t_N(\alpha) &\geq \frac{\mathbb{P}_{\lfloor \alpha N \rfloor}(A)}{q_0 + q_1} \frac{K+1}{2K} \sum_{n=\lfloor \alpha N \rfloor}^{N-1} \left( \frac{1}{n} + \frac{1}{N-n} \right) \\
&\quad + \frac{1 - \mathbb{P}_{\lfloor \alpha N \rfloor}(A)}{q_0 + q_1} \frac{K+1}{2K} \sum_{n=1}^{\lfloor \alpha N \rfloor} \left( \frac{1}{n} + \frac{1}{N-n} \right) \\
&\geq \frac{1}{q_0 + q_1} \frac{K+1}{2K} \sum_{n=1}^{N(\alpha \wedge (1-\alpha))} \frac{1}{n} \\
&> \frac{1}{q_0 + q_1} \frac{K+1}{2K} \log(N(\alpha \wedge (1-\alpha)))
\end{aligned}$$

*Upper bound for  $t_N(\alpha)$ :* We first observe the following inequalities

$$q(n \rightarrow n+1) + q(n \rightarrow n-1) \geq \begin{cases} cn, & \text{for } \frac{n}{N} \leq \beta - \epsilon, \\ c(N-n), & \text{for } \frac{n}{N} \geq \beta + \epsilon, \end{cases} \quad (52)$$

where  $c = q_1 \mathbb{P}(\text{Bin}(2K, \frac{1}{2}) \geq K+1)$ . Hence, from (50) we have

$$t_N(\alpha) \leq \sum_{n=1}^{\lfloor N/2 \rfloor} \frac{\mathbb{E}_{\lfloor \alpha N \rfloor}[Z_n]}{cn} + \sum_{n=\lfloor N/2 \rfloor+1}^{N-1} \frac{\mathbb{E}_{\lfloor \alpha N \rfloor}[Z_n]}{c(N-n)} \quad (53)$$

Hence, to show that  $t_N(\alpha) = \Theta(\log N)$  it is sufficient to show that  $\mathbb{E}_{\lfloor \alpha N \rfloor}[Z_n] = O(1)$  for all  $1 \leq n \leq N-1$ .

For the rest of the proof we assume  $\alpha > \beta$ . The case  $\alpha < \beta$  can be handled similarly.

Let  $x = \lfloor \alpha N \rfloor$ . We first find upper bound of  $\mathbb{E}_x[Z_n; A]$ . Conditioned on  $A$ , the embedded chain  $\tilde{X}^{(N)}$  is a Markov chain with jump probabilities given by

$$p_{n,n+1}^A = 1 - p_{n,n-1}^A = p_{n,n+1} \frac{\mathbb{P}_{n+1}(A)}{\mathbb{P}_n(A)}. \quad (54)$$

We have

$$\frac{p_{n,n-1}^A}{p_{n,n+1}^A} = \frac{p_{n,n-1}}{p_{n,n+1}} \frac{\mathbb{P}_{n-1}(A)}{\mathbb{P}_{n+1}(A)}, \quad (55)$$

$$\stackrel{(a)}{=} \frac{r}{g_K\left(\frac{n}{N}\right)} \frac{\sum_{t=0}^{n-2} \prod_{j=1}^t \frac{r}{g_K(j/N)}}{\sum_{t=0}^n \prod_{j=1}^t \frac{r}{g_K(j/N)}}, \quad (56)$$

$$\stackrel{(b)}{\leq} \min \left( 1, \frac{r}{g_K\left(\frac{n}{N}\right)} \right), \quad (57)$$

where equality (a) follows from (41) and Theorem 5. Inequality (b) follows from the facts (i)  $\mathbb{P}_{n-1}(A) \leq \mathbb{P}_{n+1}(A)$  and (ii) for a monotonically non-increasing non-negative sequence  $(y_n)_{n \geq 1}$  the following inequality holds

$$y_n \frac{\sum_{t=0}^{n-2} \prod_{j=1}^t y_j}{\sum_{t=0}^n \prod_{j=1}^t y_j} \leq 1$$

(follows simply by comparing the terms in the numerator with the middle  $n - 1$  terms in the denominator).

Given  $A$ , let  $\zeta_n$  denote the number of times the embedded chain  $\tilde{X}^{(N)}$  jumps from  $n$  to  $n - 1$  before absorption. Then as in the voter model we have

$$Z_n | A = \begin{cases} 1 + \zeta_n + \zeta_{n+1} & \text{for } x \leq n \leq N - 1, \\ \zeta_n + \zeta_{n+1} & \text{for } 1 \leq n < x \end{cases} \quad (58)$$

where  $\zeta_n$  follows the recursion

$$\zeta_n = \begin{cases} \sum_{l=0}^{\zeta_{n+1}} \xi_{l,n}, & \text{for } x \leq n \leq N - 1, \\ \sum_{l=1}^{\zeta_{n+1}} \xi_{l,n}, & \text{for } 1 \leq n < x \end{cases} \quad (59)$$

with  $\zeta_N = 0$  and  $\xi_{l,n}$  denotes the random number of left-jumps from state  $n$  between  $l^{\text{th}}$  and  $(l + 1)^{\text{th}}$  left-jumps from state  $n + 1$ . Clearly  $(\xi_{l,n})_{l \geq 0}$  are i.i.d with geometric distribution having mean  $p_{n,n-1}^A / p_{n,n+1}^A$ . Hence, applying Wald's identity to solve the above recursion we have

$$\mathbb{E}_x [\zeta_n] = \begin{cases} \sum_{t=n}^{N-1} \prod_{i=n}^t \frac{p_{i,i-1}^A}{p_{i,i+1}^A} & \text{for } x \leq n \leq N - 1 \\ \left( \prod_{i=n}^{x-1} \frac{p_{i,i-1}^A}{p_{i,i+1}^A} \right) \mathbb{E}_x [\zeta_x] & \text{for } 1 \leq n < x \end{cases} \quad (60)$$

Now using inequality (57), monotonicity of  $g_K$ , and the fact that for  $n \geq x = \lfloor \alpha N \rfloor > \lfloor \beta N \rfloor$ ,  $1 > r_\alpha := r/g_K(\alpha) \geq r/g_K(n/N)$  we have for  $n \geq x = \lfloor \alpha N \rfloor$

$$\mathbb{E}_x [\zeta_n] \leq r_\alpha + r_\alpha^2 + \dots + r_\alpha^{N-n} \leq \frac{r_\alpha}{1 - r_\alpha} \quad (61)$$

Hence, using (59) we have for  $n \geq x = \lfloor \alpha N \rfloor$

$$\mathbb{E}_x [Z_n; A] \leq \mathbb{E}_x [Z_n | A] \leq \frac{1 + r_\alpha}{1 - r_\alpha} = O(1). \quad (62)$$

For  $n < x = \lfloor \alpha N \rfloor$  we have

$$\mathbb{E}_x [\zeta_n] \stackrel{(a)}{\leq} \mathbb{E}_x [\zeta_x] \stackrel{(b)}{\leq} \frac{r_\alpha}{1 - r_\alpha}, \quad (63)$$

where (a) follows from (60) and (57) and (b) follows from (61). Hence, from (60) we have for  $n < x = \lfloor \alpha N \rfloor$

$$\mathbb{E}_x [Z_n; A] \leq \mathbb{E}_x [Z_n | A] \leq \frac{2r_\alpha}{1 - r_\alpha} = O(1) \quad (64)$$

Similarly, conditioned on  $A^c$  we have

$$Z_n | A^c = \begin{cases} 1 + \bar{\zeta}_n + \bar{\zeta}_{n-1} & \text{for } 1 \leq n \leq x, \\ \bar{\zeta}_n + \bar{\zeta}_{n-1} & \text{for } x < n < N - 1, \end{cases} \quad (65)$$

where  $\bar{\zeta}_n$  denotes the number of times  $\tilde{X}^{(N)}$  jumps to the right from state  $n$  given  $A^c$ . Hence,  $\bar{\zeta}_n$  follows the recursion given by

$$\bar{\zeta}_n = \begin{cases} \sum_{l=0}^{\bar{\zeta}_{n-1}-1} \bar{\xi}_{l,n}, & \text{for } 1 \leq n \leq x, \\ \sum_{l=1}^{\bar{\zeta}_{n-1}-1} \bar{\xi}_{l,n}, & \text{for } x < n < N - 1 \end{cases} \quad (66)$$

where  $\bar{\zeta}_0 = 0$  and  $\bar{\xi}_{l,n}$  denotes the random number of right-jumps from state  $n$  between  $l^{\text{th}}$  and  $(l+1)^{\text{th}}$  right-jumps from state  $n-1$  given  $A^c$ . Clearly  $(\bar{\xi}_{l,n})_{l \geq 0}$  are i.i.d. with geometric distribution having mean  $p_{n,n+1}^{A^c}/p_{n,n-1}^{A^c}$  where

$$p_{n,n+1}^{A^c} = 1 - p_{n,n-1}^{A^c} = p_{n,n+1} \frac{\mathbb{P}_{n+1}(A^c)}{\mathbb{P}_n(A^c)}. \quad (67)$$

As before, we have

$$\frac{p_{n,n+1}^{A^c}}{p_{n,n-1}^{A^c}} = \frac{g_K\left(\frac{n}{N}\right)}{r} \frac{\sum_{t=n+1}^{N-1} \prod_{j=t+1}^{N-1} \frac{g_K(j/N)}{r}}{\sum_{t=n-1}^{N-1} \prod_{j=t+1}^{N-1} \frac{g_K(j/N)}{r}}, \quad (68)$$

$$\leq \min\left(1, \frac{g_K\left(\frac{n}{N}\right)}{r}\right), \quad (69)$$

Solving (66) using Wald's identity we obtain

$$\mathbb{E}_x [\bar{\zeta}_n] = \begin{cases} \sum_{t=1}^n \prod_{i=t}^n \frac{p_{i,i+1}^{A^c}}{p_{i,i-1}^{A^c}} & \text{for } 1 \leq n \leq x, \\ \left( \prod_{i=x+1}^n \frac{p_{i,i+1}^{A^c}}{p_{i,i-1}^{A^c}} \right) \mathbb{E}_x [\bar{\zeta}_x] & \text{for } x < n < N-1 \end{cases} \quad (70)$$

For  $1 \leq n \leq x$  after some simplification of (70) we obtain

$$\mathbb{E}_x [\bar{\zeta}_n] = \frac{\prod_{j=1}^n \frac{g_K(j/N)}{r}}{\prod_{j=1}^{N-1} \frac{g_K(j/N)}{r}} \mathbb{P}_{n+1}(A^c) (1 - \mathbb{P}_n(A^c)) \quad (71)$$

We observe that for  $j \leq \lfloor \beta N \rfloor$  we have  $\frac{g_K(j/N)}{r} \leq 1$  and using the fact that  $g_K(x) = 1/g_K(1-x)$  we have  $\prod_{j=1}^{N-1} \frac{g_K(j/N)}{r} = 1/r^{N-1}$ . Hence, using (71) for  $n \leq \lfloor \beta N \rfloor$  we have

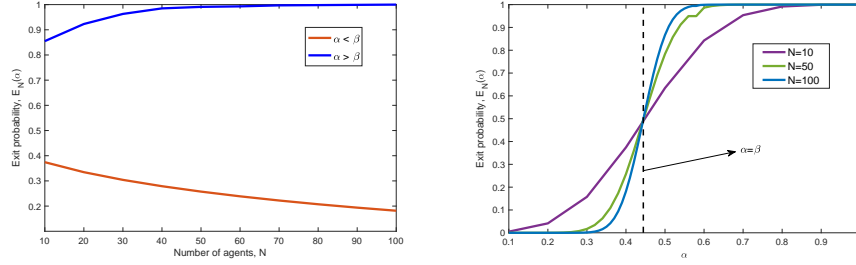
$$\mathbb{E}_x [\bar{\zeta}_n] \leq \frac{\prod_{j=1}^n \frac{g_K(j/N)}{r}}{\prod_{j=1}^{N-1} \frac{g_K(j/N)}{r}} \leq r^{N-1} \leq 1 \quad (72)$$

Furthermore, for  $\lfloor \beta N \rfloor < n \leq x$  we have

$$\mathbb{E}_x [\bar{\zeta}_n] \leq \frac{1}{\prod_{j=n+1}^{N-1} \frac{g_K(j/N)}{r}} \stackrel{(a)}{\leq} 1 \quad (73)$$

where (a) follows from the fact that  $\frac{g_K(j/N)}{r} \geq 1$  for  $j > n > \lfloor \beta N \rfloor$ . Hence, we have shown that  $\mathbb{E}_x [\bar{\zeta}_n] = O(1)$  for  $1 \leq n \leq x$ . Now, using (70) and inequality (69) we have for  $x < n < N-1$  that  $\mathbb{E}_x [\bar{\zeta}_n] \leq \mathbb{E}_x [\bar{\zeta}_x] = O(1)$ . Hence, from (65) we see that  $\mathbb{E}_x [Z_n; A^c] \leq \mathbb{E}_x [Z_n | A^c] = O(1)$  thereby completing the proof.  $\square$

We note that the proof of the above theorem holds irrespective of the value of  $r$ . In particular, it holds for the unbiased case where  $r = 1$ . Thus,



(a) Exit probability  $E_N(\alpha)$  as a function of the number of agents  $N$ . Parameters:  $q_0 = 1$ ,  $q_1 = 0.6$ . (b) Exit probability  $E_N(\alpha)$  as a function of the initial fraction  $\alpha$  of agents with opinion  $\{1\}$ . Parameters:  $q_0 = 1$ ,  $q_1 = 0.6$ .

Figure 4: Exit probability under the majority rule with biased agents

the asymptotic behaviour of the mean consensus time under the majority rule model remains the same irrespective of whether the model is biased or unbiased.

**Numerical Results:** We first choose  $K = 1$ . In Figure 4(a), we plot the exit probability  $E_N(\alpha)$  as a function of the total number  $N$  of agents in the network. The parameters are chosen to be  $q_0 = 1$ ,  $q_1 = 0.6$ . We observe that for  $\alpha > \beta$  the exit probability exponentially increases to 1 with the increase in  $N$  and for  $\alpha < \beta$  the exit probability decreases exponentially to zero with the increase in  $N$ . This observation is in accordance with the assertion made in Theorem 5.

In Figure 4(b), we plot the exit probability as a function of the initial fraction  $\alpha$  of agents having opinion  $\{1\}$  for the same value of  $q_0, q_1$  and different values of  $N$ . Again we observe a sharp phase transition at  $\alpha = \beta$ . The sharpness increases as  $N$  increases.

In Figure 5 we plot the mean consensus time as a function of  $K$  for  $q_0 = 1, q_1 = 0.6, \alpha = 0.5, N = 50$ . We observe that with the increase in  $K$ , the mean time to reach consensus decreases. This is expected since  $\dot{x}(t)$  increases with  $K$ .

### 3.2 The majority rule with stubborn agents

We now consider the majority rule model with agents having different propensities to change their opinions. Specifically, we assume that some of the agents in the network never update their opinions. We call these agents as the *stub-*

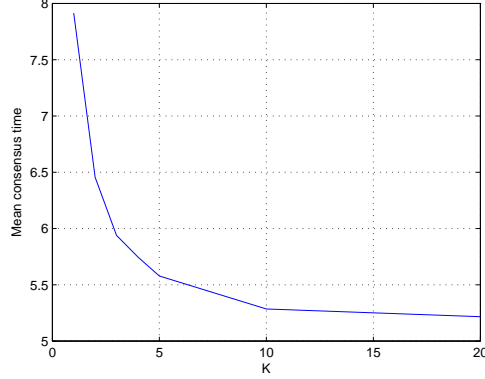


Figure 5: Majority rule with biased agents: Mean consensus time as a function of  $K$ . Parameters:  $q_0 = 1, q_1 = 0.6, \alpha = 0.5, N = 50$

*born* agents. The other agents, referred to as the *non-stubborn* agents, are assumed to update their opinions at all points of the Poisson processes associated with themselves. The updates occur according to the majority rule discussed in the beginning of this section. We denote by  $\gamma_i, i \in \{0, 1\}$ , the fraction of agents in network who are stubborn and have opinion  $i$  at all times. Thus,  $(1 - \gamma_0 - \gamma_1)$  is fraction of non-stubborn agents in the network.

The presence of stubborn agents prevents the network from reaching a consensus state. This is because at all times there are at least  $N\gamma_0$  stubborn agents having opinion  $\{0\}$  and  $N\gamma_1$  stubborn agents having opinion  $\{1\}$ . Furthermore, since each non-stubborn agent may interact with some stubborn agents at every update instant, it is always possible for the non-stubborn agent to change its opinion. Below we characterize the equilibrium fraction of non-stubborn agents having opinion  $\{1\}$  in the network for large  $N$  using mean field techniques.

Let  $x^{(N)}(t)$  denote the fraction of non-stubborn agents having opinion  $\{1\}$  at time  $t \geq 0$ . Clearly,  $x^{(N)}(\cdot)$  is a Markov process with possible jumps at the points of a rate  $N(1 - \gamma_0 - \gamma_1)$  Poisson process. The process  $x^{(N)}(\cdot)$  jumps from the state  $x$  to the state  $x + 1/N(1 - \gamma_0 - \gamma_1)$  when one of the non-stubborn agents having opinion  $\{0\}$  becomes active (which happens with rate  $N(1 - \gamma_0 - \gamma_1)(1 - x)$ ) and samples two agents with opinion  $\{1\}$ . The probability of sampling an agent having opinion  $\{1\}$  from the entire network is  $(1 - \gamma_0 - \gamma_1)x + \gamma_1$ . Hence, the total rate at which the process transits from state  $x$  to the state  $x + 1/N(1 - \gamma_0 - \gamma_1)$  is given by

$$r\left(x \rightarrow x + \frac{1}{N(1 - \gamma_0 - \gamma_1)}\right) = N(1 - \gamma_0 - \gamma_1)(1 - x) \times [(1 - \gamma_0 - \gamma_1)x + \gamma_1]^2 \quad (74)$$

Similarly, the rate of the other possible transition is given by

$$r\left(x \rightarrow x - \frac{1}{N(1 - \gamma_0 - \gamma_1)}\right) = N(1 - \gamma_0 - \gamma_1)x \times [(1 - \gamma_0 - \gamma_1)(1 - x) + \gamma_0]^2 \quad (75)$$

Using the same line of arguments as discussed for the voter model with biased agents, it can be shown from above transition rates that the process  $x^{(N)}(\cdot)$  converges weakly to the mean field limit  $x(\cdot)$  which satisfies the following differential equation

$$\dot{x}(t) = (1 - x(t))[(1 - \gamma_0 - \gamma_1)x(t) + \gamma_1]^2 - x(t)[(1 - \gamma_0 - \gamma_1)(1 - x(t)) + \gamma_0]^2. \quad (76)$$

We now study the equilibrium distribution  $\pi_N$  of the process  $x^{(N)}(\cdot)$  for large  $N$  via the equilibrium points of the mean field  $x(\cdot)$ .

From (76) we see that  $\dot{x}(t)$  is a cubic polynomial in  $x(t)$ . Hence, the process  $x(\cdot)$  can have at most three equilibrium points in  $[0, 1]$ . We first characterize the stability of these equilibrium points according to Definition ??.

**Proposition 1.** *The process  $x(\cdot)$  defined by (76) has at least one equilibrium point in  $(0, 1)$ . Furthermore, the number of stable equilibrium points of  $x(\cdot)$  in  $(0, 1)$  is either two or one. If there exists only one equilibrium point of  $x(\cdot)$  in  $(0, 1)$ , then the equilibrium point must be globally stable (attractive).*

*Proof.* Define  $f(x) = (1 - x)[(1 - \gamma_0 - \gamma_1)x + \gamma_1]^2 - x[(1 - \gamma_0 - \gamma_1)(1 - x) + \gamma_0]^2$ . Clearly,  $f(0) = \gamma_1^2 > 0$  and  $f(1) = -\gamma_0^2 < 0$ . Hence, there exists at least one root of  $f(x) = 0$  in  $(0, 1)$ . This proves the existence of an equilibrium point of  $x(\cdot)$  in  $(0, 1)$ .

Since  $f(x)$  is a cubic polynomial and  $f(0)f(1) < 0$ , either all three roots of  $f(x) = 0$  lie in  $(0, 1)$  or exactly one root of  $f(x) = 0$  lies in  $(0, 1)$ . Let the three (possibly complex and non-distinct) roots of  $f(x) = 0$  be denoted by  $r_1, r_2, r_3$ , respectively. By expanding  $f(x)$  we see that the coefficient of the cubic term is  $-2(1 - \gamma_0 - \gamma_1)^2$ . Hence,  $f(x)$  can be written as

$$f(x) = -2(1 - \gamma_0 - \gamma_1)^2(x - r_1)(x - r_2)(x - r_3) \quad (77)$$

We first consider the case when  $0 < r_1, r_2, r_3 < 1$  and not all of them are equal. Let us suppose, without loss of generality, that the roots are arranged in the increasing order, i.e.,  $0 < r_1 \leq r_2 < r_3 < 1$  or  $0 < r_1 < r_2 \leq r_3 < 1$ . From (77) and (76), it is clear that, if  $x(t) > r_2$  and  $x(t) > r_3$ , then  $\dot{x}(t) < 0$ . Similarly, if  $x(t) > r_2$  and  $x(t) < r_3$ , then  $\dot{x}(t) > 0$ . Hence, if  $x(0) > r_2$  then  $x(t) \rightarrow r_3$  as  $t \rightarrow \infty$ . Using similar arguments we have that for  $x(0) < r_2$ ,  $x(t) \rightarrow r_1$  as  $t \rightarrow \infty$ . Hence,  $r_1, r_3$  are the stable equilibrium points of  $x(\cdot)$ . This proves that there exist at most two stable equilibrium points of the mean field  $x(\cdot)$ .

Now suppose that there exists only one equilibrium point of  $x(\cdot)$  in  $(0, 1)$ . This is possible either i) if there exists exactly one real root of  $f(x) = 0$  in  $(0, 1)$ , or ii) if all the roots of  $f(x) = 0$  are equal and lie in  $(0, 1)$ . Let  $r_1$  be a root of  $f(x) = 0$  in  $(0, 1)$ . Now by expanding  $f(x)$  from (77), we see that the product of the roots must be  $\gamma_1^2/2(1 - \gamma_0 - \gamma_1)^2 > 0$ . This implies that the other roots,  $r_2$  and  $r_3$ , must satisfy one of the following conditions: 1)  $r_2, r_3 > 1$ , 2)  $r_2, r_3 < 0$ , 3)  $r_2, r_3$  are complex conjugates, 4)  $r_2 = r_3 = r_1$ .

In all the above cases, we have that  $(x - r_2)(x - r_3) \geq 0$  for all  $x \in [0, 1]$  with equality if and only if  $x = r_1 = r_2 = r_3$ . Hence, from (77) and (76), it is easy to see that  $\dot{x}(t) > 0$  when  $0 \leq x(t) < r_1$  and  $\dot{x}(t) < 0$  when  $1 \geq x(t) > r_1$ . This implies that  $x(t) \rightarrow r_1$  for all  $x(0) \in [0, 1]$ . In other words,  $r_1$  is globally stable.  $\square$

In the next proposition, we provide the conditions on  $\gamma_0$  and  $\gamma_1$  for which there exist multiple stable equilibrium points of the mean field  $x(\cdot)$ .

**Proposition 2.** *There exist two distinct stable equilibrium points of the mean field  $x(\cdot)$  in  $(0, 1)$  if and only if*

1.  $D(\gamma_0, \gamma_1) = (\gamma_0 - \gamma_1)^2 + 3(1 - 2\gamma_0 - 2\gamma_1) > 0$
2.  $0 < z_1, z_2 < 1$ , where



$$z_1 = \frac{(3 - \gamma_0 - 5\gamma_1) + \sqrt{D(\gamma_0, \gamma_1)}}{6(1 - \gamma_0 - \gamma_1)} \quad (78)$$

$$z_2 = \frac{(3 - \gamma_0 - 5\gamma_1) - \sqrt{D(\gamma_0, \gamma_1)}}{6(1 - \gamma_0 - \gamma_1)}. \quad (79)$$

3.  $f(z_1)f(z_2) \leq 0$ , where  $f(x) = (1 - x)[(1 - \gamma_0 - \gamma_1)x + \gamma_1]^2 - x[(1 - \gamma_0 - \gamma_1)(1 - x) + \gamma_0]^2$ .

If any one of the above conditions is not satisfied then  $x(\cdot)$  has a unique, globally stable equilibrium point in  $(0, 1)$ .

*Proof.* From Proposition 1, we have seen that  $x(\cdot)$  has two stable equilibrium points in  $(0, 1)$  if and only if  $f(x) = 0$  has three real roots in  $(0, 1)$  among which at least two are distinct. This happens if and only if  $f'(x) = 0$  has two distinct real roots  $z_1, z_2$  in the interval  $(0, 1)$  and  $f(z_1)f(z_2) \leq 0$ . Since  $f'(x)$  is a quadratic polynomial in  $x$ , the above conditions are satisfied if and only if

1. The discriminant of  $f'(x) = 0$  is positive. This corresponds to the first condition of the proposition.
2. The two roots  $z_1, z_2$  of  $f'(x) = 0$  must lie in  $(0, 1)$ . This corresponds to the second condition of the proposition.
3.  $f(z_1)f(z_2) \leq 0$ . This is the third condition of the proposition.

Clearly, if any one of the above conditions is not satisfied, then  $x(\cdot)$  has a unique equilibrium point in  $(0, 1)$ . According to Proposition 1 this equilibrium point must be globally stable.  $\square$

Hence, depending on the values of  $\gamma_0$  and  $\gamma_1$  there may exist of multiple stable equilibrium points of the mean field  $x(\cdot)$ . However, for every finite  $N$ , the process  $x^{(N)}(\cdot)$  has a unique stationary distribution  $\pi_N$  (since it is irreducible on a finite state space). In the next result, we establish that any limit point of the sequence of stationary probability distributions  $(\pi_N)_N$  is a convex combination of the Dirac measures concentrated on the equilibrium points of the mean field  $x(\cdot)$  in  $[0, 1]$ .

**Theorem 7.** *Any limit point of the sequence of probability measures  $(\pi_N)_N$  is a convex combination of the Dirac measures concentrated on the equilibrium points of  $x(\cdot)$  in  $[0, 1]$ . In particular, if there exists a unique equilibrium point  $r$  of  $x(\cdot)$  in  $[0, 1]$  then  $\pi_N \Rightarrow \delta_r$ , where  $\delta_r$  denotes the Dirac measure concentrated at the point  $r$ .*

*Proof.* We first note that since the sequence of probability measures  $(\pi_N)_N$  is defined on the compact space  $[0, 1]$ , it must be tight. Hence, Prokhorov's theorem implies that  $(\pi_N)_N$  is relatively compact. Let  $\pi$  be any limit point of the sequence  $(\pi_N)_N$ . Then by the mean field convergence result we know that  $\pi$  must be an invariant distribution of the maps  $\alpha \mapsto x(t, \alpha)$  for all  $t \geq 0$ , i.e.,  $\int \varphi(x(t, \alpha)) d\pi(\alpha) = \int \varphi(\alpha) d\pi(\alpha)$ , for all  $t \geq 0$ , and all continuous (and hence bounded) functions  $\varphi : [0, 1] \mapsto \mathbb{R}$ . In the above,  $x(t, \alpha)$  denotes the process  $x(\cdot)$  started at  $x(0) = \alpha$ . Hence we have

$$\int \varphi(\alpha) d\pi(\alpha) = \lim_{t \rightarrow \infty} \int \varphi(x(t, \alpha)) d\pi(\alpha) \quad (80)$$

$$= \int \varphi \left( \lim_{t \rightarrow \infty} x(t, \alpha) \right) d\pi(\alpha) \quad (81)$$

The second equality follows from the first by the Dominated convergence theorem and the continuity of  $\varphi$ . Now, let  $r_1, r_2$ , and  $r_3$  denote the three equilibrium points of the mean field  $x(\cdot)$ . Hence, by Proposition 1 we have that for each  $\alpha \in [0, 1]$ ,  $\varphi(\lim_{t \rightarrow \infty} x(t, \alpha)) = \varphi(r_1)I_{N_{r_1}}(\alpha) + \varphi(r_2)I_{N_{r_2}}(\alpha) + \varphi(r_3)I_{N_{r_3}}(\alpha)$ , where for  $i = 1, 2, 3$ ,  $N_{r_i} \in [0, 1]$  denotes the set for which if  $x(0) \in N_{r_i}$  then  $x(t) \rightarrow r_i$  as  $t \rightarrow \infty$ , and  $I$  denotes the indicator function. Hence, by (81) we have that for all continuous functions  $\varphi : [0, 1] \mapsto \mathbb{R}$

$$\int \varphi(\alpha) d\pi(\alpha) = \varphi(r_1)\pi(N_{r_1}) + \varphi(r_2)\pi(N_{r_2}) + \varphi(r_3)\pi(N_{r_3}) \quad (82)$$

This proves that  $\pi$  must be of the form  $\pi = c_1\delta_{r_1} + c_2\delta_{r_2} + c_3\delta_{r_3}$ , where  $c_1, c_2, c_3 \in [0, 1]$  are such that  $c_1 + c_2 + c_3 = 1$ . This completes the proof.  $\square$

Thus, according to the above theorem, if there exists a unique equilibrium point of the process  $x(\cdot)$  in  $[0, 1]$ , then the sequence of stationary distributions  $(\pi_N)_N$  concentrates on that equilibrium point as  $N \rightarrow \infty$ . In other words, for large  $N$ , the fraction of non-stubborn agents having opinion  $\{1\}$  (at equilibrium) will approximately be equal to the unique equilibrium point of the mean field.

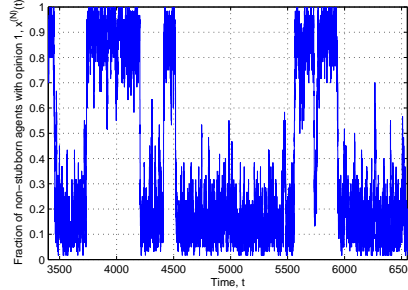


Figure 6: Majority rule with stubborn agents: Sample path of the process  $x^{(N)}(\cdot)$  with  $N = 100$ ,  $\gamma_0 = \gamma_1 = 0.2$ .

If there exist multiple equilibrium points of the process  $x(\cdot)$  then the convergence  $x^{(N)}(\cdot) \Rightarrow x(\cdot)$  implies that at steady state the process  $x^{(N)}(\cdot)$  spends intervals near the region corresponding to one of the stable equilibrium points of  $x(\cdot)$ . Then due to some rare events, it reaches, via the unstable equilibrium point, to a region corresponding to the other stable equilibrium point of  $x(\cdot)$ . This fluctuation repeats giving the process  $x^{(N)}(\cdot)$  a unique stationary distribution. This behavior is formally known as *metastability*.

To demonstrate metastability, we simulate a network with  $N = 100$  agents and  $\gamma_0 = \gamma_1 = 0.2$ . For the above parameters, the mean field  $x(\cdot)$  has two stable equilibrium points at 0.127322 and 0.872678. In Figure 6, we show the sample path of the process  $x^{(N)}(\cdot)$ . We see that at steady state the process switches back and forth between regions corresponding to the stable equilibrium points of  $x(\cdot)$ . This provides numerical evidence of the metastable behavior of the finite system.

## 4 Conclusion

In this paper, we analysed the voter models the majority rule based model of social interaction under the presence of biased and differently stubborn agents. We observed that for the voter model, the presence of biased agents, reduces the mean consensus time exponentially in comparison to the voter model with unbiased agents. For the majority rule model with biased agents, we saw that the network reaches the consensus state with all agents adopting the preferred opinion only if the initial fraction of agents having the preferred opinion is more than a certain threshold value. Finally, we have seen that for

the majority rule model with stubborn agents the network exhibits metastability, where it fluctuates between multiple stable configuration, spending long intervals in each configuration.

Several interesting directions for future work exist. For example, the behaviour of random  $d$ -regular networks under the biased voter and majority rule models has not been analysed yet. Furthermore, the effect of the presence of more than two opinion on the opinion dynamics is unknown. It will be also interesting to study the networks dynamics under majority rule models when stubborn agents for general network topologies.

## References

- [1] G. Ellison and D. Fudenberg, “Rules of thumb for social learning,” *Journal of Political Economy*, vol. 101, no. 4, pp. 612–643, 1993.
- [2] K. Chatterjee and S. H. Xu, “Technology diffusion by learning from neighbours,” *Advances in Applied Probability*, vol. 36, no. 2, pp. 355–376, 2004.
- [3] A. Bandyopadhyay, R. Roy, and A. Sarkar, “On the one dimensional learning from neighbours model,” *Electronic Journal of Probability*, vol. 15, no. 51, pp. 1574–1593, 2010.
- [4] R. A. Holley and T. M. Liggett, “Ergodic theorems for weakly interacting infinite systems and the voter model,” *Annals of Applied Probability*, vol. 3, no. 4, 1975.
- [5] P. Clifford and A. Sudbury, “A model for spatial conflict,” *Biometrika*, vol. 60, no. 3, pp. 581–588, 1973.
- [6] J. T. Cox, “Coalescing random walks and voter model consensus times on the torus in  $\mathbb{Z}^d$ ,” *Annals of Probability*, vol. 17, no. 4, pp. 1333–1366, 1989.
- [7] M. E. Yildiz, R. Pagliary, A. Ozdaglar, and A. Scaglione, “Voting models in random networks,” in *Information Theory and Applications Workshop (ITA)*, pp. 1–7, 2010.

- [8] P. L. Krapivsky and S. Redner, “Dynamics of majority rule in two-state interacting spin systems,” *Physical Review Letters*, vol. 90, no. 23, p. 238701, 2003.
- [9] P. Chen and S. Redner, “Consensus formation in multi-state majority and plurality models,” *Journal of Physics A: Mathematical and General*, vol. 38, no. 33, p. 7239, 2005.
- [10] P. Chen and S. Redner, “Majority rule dynamics in finite dimensions,” *Physical Review E*, vol. 71, no. 3, p. 036101, 2005.
- [11] J. Cruise and A. Ganesh, “Probabilistic consensus via polling and majority rules,” *Queueing Syst. Theory Appl.*, vol. 78, p. 99120, oct 2014.
- [12] M. H. DeGroot, “Reaching a consensus,” *Journal of the American Statistical Association*, vol. 69, no. 345, pp. 118–121, 1974.
- [13] J. N. Tsitsiklis, *Problems in decentralized decision making and computation*. PhD thesis, M.I.T, 1984.
- [14] P. L. Krapivsky, “Kinetics of monomer-monomer surface catalytic reactions,” *Physical Review A*, vol. 45, no. 2, 1992.
- [15] E. Perron, D. Vasudevan, and M. Vojnovic, “Using three states for binary consensus on complete graphs,” in *IEEE INFOCOM 2009*, pp. 2527–2535, April 2009.
- [16] V. Sood and S. Redner, “Voter model on heterogeneous graphs,” *Physical Review Letters*, vol. 94, no. 17, 2005.
- [17] M. Mobilia, A. Petersen, and S. Redner, “On the role of zealotry in the voter model,” *Journal of Statistical Mechanics: Theory and Experiment*, vol. 2007, no. 8, p. P08029, 2007.
- [18] E. Yildiz, A. Ozdaglar, D. Acemoglu, A. Saberi, and A. Scaglione, “Binary opinion dynamics with stubborn agents,” *ACM Transactions on Economics and Computation*, vol. 1, no. 4, pp. 1–30, 2013.
- [19] S. Galam, “Minority opinion spreading in random geometry,” *European Journal of Physics*, vol. 25, no. 4, pp. 403–406, 2002.

- [20] C. Cooper, R. Elsässer, and T. Radzik, “The power of two choices in distributed voting,” in *Automata, Languages, and Programming* (J. Esparza, P. Fraigniaud, T. Husfeldt, and E. Koutsoupias, eds.), (Berlin, Heidelberg), pp. 435–446, Springer Berlin Heidelberg, 2014.
- [21] E. Mossel, J. Neeman, and O. Tamuz, “Majority dynamics and aggregation of information in social networks,” *Autonomous Agents and Multi-Agent Systems*, vol. 28, no. 3, pp. 408–429, 2014.
- [22] P. Flocchini, E. Lodi, F. Luccio, L. Pagli, and N. Santoro, “Dynamic monopolies in tori,” *Discrete Applied Mathematics*, vol. 137, no. 2, pp. 197–212, 2004.
- [23] G. Moran, “The  $r$ -majority vote action on 0-1 sequences,” *Discrete Mathematics*, vol. 132, no. 1, pp. 145 – 174, 1994.
- [24] Z. Agur, A. Fraenkel, and S. Klein, “The number of fixed points of the majority rule,” *Discrete Mathematics*, vol. 70, no. 3, pp. 295 – 302, 1988.
- [25] T. G. Kurtz, “Solutions of ordinary differential equations as limits of pure jump markov processes,” *Journal of Applied Probability*, vol. 7, no. 1, pp. 49–58, 1970.