

Minimum Enclosing Parallelogram with Outliers

Zhengyang Guo* · Yi Li

Received: date / Accepted: date

Abstract We study the problem of minimum enclosing parallelogram with outliers, which asks to find, for a given set of n planar points, a parallelogram with minimum area that encloses at least $(n - t)$ points, where the remaining points are regarded as outliers. We present an exact algorithm with $O(k^2t^4 + n^2 \log n)$ runtime and $O(kt^2)$ space, assuming that no three points lie on the same line. Here $k = k(n, t)$ denotes the number of points on the first $(t + 1)$ convex layers. We further propose an sampling algorithm with runtime $O(n + \text{poly}(\log n, t, 1/\epsilon))$, which with high probability finds a parallelogram covering at least $(1 - \epsilon)(n - t)$ and at most $(n - t + 1)$ points with area no more than the exact optimal value.

1 Introduction

In computational geometry and computer graphics, many fundamental problems take a 2D or 3D point set (or a point cloud as the convention in the computer graphics community) as input, for which a highly regular data format is required. The common approach is to find first a minimum parallelogram [19] for a 2D point set or parallelepiped [23] for a 3D point set that circumscribes all or most of the points and then transform the data into 2D image grids or 3D voxel grids. In this work, we consider the problem of finding a parallelogram of the minimum area which encloses at least $(n - t)$ of the n given planar points. A more formal definition will be given in Section 1.2.

Zhengyang Guo*

School of Physical and Mathematical Sciences, Nanyang Technological University, Singapore
E-mail: GUOZ0015@e.ntu.edu.sg

Yi Li

School of Physical and Mathematical Sciences, Nanyang Technological University, Singapore
E-mail: yili@ntu.edu.sg

1.1 Related Works

A lot of research in computational geometry concerns finding a shape which encloses a given Euclidean point set. They are known as shape fitting problems [15] and have been widely studied in different communities such as computational geometry, computer graphics and data mining. Many problems can be classified into this category, including the convex hull, convex layers, minimum enclosing parallelogram, smallest enclosing rectangle, k -means/median clustering and Gaussian mixture model. We now review the most relevant ones below, with and without outliers.

Given a planar point set of size n , the famous Quickhull algorithm [2] finds the convex hull with average case complexity $O(n \log n)$ and worst case complexity $O(n^2)$. Many optimal algorithms have been developed for different dimension d . For $d = 2$, the Kirkpatrick-Seidel algorithm [17] achieves the optimal worst case time complexity $O(n \log N)$, where $N \leq n$ is the convex hull size and in general much smaller than n . The first optimal algorithm for $d = 3$ is given in [8], and the time complexity is also $O(n \log N)$. Furthermore, another optimal algorithm for $d = 2$ is given in [5], and its extension to $d = 3$ also achieves the optimal time complexity $O(n \log N)$. When $d > 3$, an algorithm with optimal complexity $O(n^{\lfloor d/2 \rfloor})$ is given in [7].

Convex layers are a natural extension of the convex hull. The convex layers of a point set are a sequence of nested convex polygons, where the $(t + 1)$ -st layer is defined to be the convex hull of the remaining points after those on the first t layers are removed. An important application is to robust statistic [12], where the points on the first few layers are identified as outliers, hoping to improve the measurement of the central tendency of the point set by removing these outliers in advance. An optimal algorithm to find all the convex layers with runtime $O(n \log n)$ is presented in [6].

Another variant of the problem, which also involves outliers, is defined in [1]. Here the task is to find a convex polygon with smallest area that encloses at least $(n - t)$ points, and the other points are recognized as outliers. An exact algorithm with time complexity $O(n \log n + n(3t)^t \binom{4t}{2t})$ is given in [1]. As the resulting convex polygon is simply the convex hull of the enclosed points, and there are at most t points being excluded outside the polygon, the problem is known as the convex hull with outliers.

Closely related to the convex hull problem are the smallest enclosing square (SES), smallest enclosing rectangle (SER) and the minimum enclosing parallelogram (MEP). Allowing to exclude $t < n/2$ points as outliers, there were $O(n + t^2 n)$ time algorithms for both SES [21] and SER [20], both under the assumption that the square/rectangle has to be axis-parallel. The runtimes were later improved to $O(n + t \log^2 t)$ for SES and, when $t < n/\log^2 n$, to $O(n + t^3 \log^2 n)$ for SER [18]. Removing the axis-parallel constraint is more complicated. Finding the SER with arbitrary orientation leads to a significantly higher runtime of $O(n^2 t^2 + n^2 t \log n)$ for $t < n/2$ [10], which has been recently improved to $O(n \log^2 n + (n - t)^2 n \log n)$ for large $t = \Omega(\sqrt{n \log n})$ [11].

Regarding the MEP, an $O(N)$ algorithm is known to find the MEP of a given convex polygon with N vertices [19]. Together with the algorithms in [17] or [5], we can find the MEP of n planar points in $O(n \log N)$ time by finding the convex hull first in $O(n \log N)$ time. The MEP of the convex hull is also an MEP of the points. Instead of enclosing the whole point set with a parallelogram of smallest area as in [19], in this work we take outliers into consideration. We also generalize the techniques to rectangles of arbitrary orientation in the outlier case in Section 7.

1.2 Notations and Problem Formulation

Let \mathbf{X} be the set of n planar points and $t < n/2$ be the number of outliers. Besides, N denotes the convex hull size of \mathbf{X} and $k = k(n, t)$ denote the total number of points on the first $(t + 1)$ convex layers.

Remark 1 We remark that $t < n/2$ is a mild and reasonable condition. In general we assume there are more inliers than outliers, which implies $t < n/2$.

Below we give the definition of convex layers of a point set in a recursive manner [9]. The definition will be used through out this work.

Definition 1 Given a finite Euclidean point set \mathbf{X} , the first convex layer is defined to be the convex hull of \mathbf{X} . And the t -th convex layer is defined to be the convex hull of the rest of \mathbf{X} , after the points on the first $(t - 1)$ convex layers are removed. The collection of these convex layers is called the union of \mathbf{X} . And the size of this collection is defined as the convex depth of \mathbf{X} .

Remark 2 When there is no remaining point after those on the first $(t - 1)$ convex layers are removed, the t -th and subsequent convex layers are simply the empty set by definition.

The central problem is the Minimum Enclosing Parallelogram with Outliers (denoted by $\text{MEP}_t(\mathbf{X})$) defined below.

Definition 2 (Minimum Enclosing Parallelogram with Outliers) Given a set \mathbf{X} of n planar points and an integer parameter t , the *Minimum Enclosing Parallelogram with Outliers* problem asks to find the parallelogram with the minimum area that covers at least $(n - t)$ points.

When $t = 0$, i.e., no outlier is considered, $\text{MCH}(\mathbf{X})$, $\text{MEP}(\mathbf{X})$ and $\text{SER}(\mathbf{X})$ refer to the convex hull, minimum enclosing parallelogram and smallest enclosing rectangle of the whole \mathbf{X} . And $\text{MCH}_t(\mathbf{X})$, $\text{MEP}_t(\mathbf{X})$ and $\text{SER}_t(\mathbf{X})$ refer to the problems where $t > 0$ outliers are to be removed and the shape area is to be minimized. We also use $\text{sol}^*(\cdot)$ to denote the optimal solution and $\text{opt}(\cdot)$ to denote the optimal area. For example, $\text{sol}^*(\text{MEP}_t(\mathbf{X}))$ refers to an optimal solution to $\text{MEP}_t(\mathbf{X})$ and $\text{opt}(\text{MEP}_t(\mathbf{X}))$ is the area of $\text{sol}^*(\text{MEP}_t(\mathbf{X}))$.

Notations For notational clarity, we use bold letters $\mathbf{X}, \mathbf{L}, \mathbf{R}, \dots$ to indicate a collection of objects (such as sets, lists, arrays) in this paper. For a list \mathbf{L} of finite length, we use \mathbf{L}_i to denote its i -th element and \mathbf{L}_{-i} to denote its i -th element from the end of the list (\mathbf{L}_{-1} means the last element of \mathbf{L}).

For three distinct points O, A, B , we use $\angle AOB$ (in radians) to denote the clockwise angle from the ray OA to the ray OB .

1.3 Our Contributions

Our first result is an exact algorithm to find the MEP of n planar points, allowing at most t outliers, as stated below. To the best of knowledge, this is the first result for such problem.

Theorem 1 *Given a set \mathbf{X} of n points, the exact optimal solution $\text{MEP}_t(\mathbf{X})$ can be found in $O(k^2 t^4 + n^2 \log n)$ time and $O(kt^2)$ space.*

Recall that $k = k(n, t)$ is the total number of points on the first $(t + 1)$ convex layers. Though k can be as large as $\Theta(n)$ in the worst case, in general it is much smaller than n . We therefore choose not to replace it with n in the time complexity expression, see Remark 6 for more discussion of this.

When $k, t \ll n$, the quadratic term $n^2 \log n$ in the time complexity is not adequately efficient for large point sets. To overcome this drawback, we sample the point sets uniformly at random and show an $O(n + \text{poly}(\log n, t, 1/\epsilon))$ sampling algorithm with proven approximation guarantees.

Theorem 2 *There is a sampling algorithm which, given a set \mathbf{X} of n points, with probability at least $1 - 3/n$, finds a parallelogram of area at most $\text{opt}(\text{MEP}_t(\mathbf{X}))$ such that the number of enclosed points is between $(n - t)(1 - \epsilon)$ and $(n - t + 1)$, in time $O((\frac{\log n}{\epsilon^2})^6 (\frac{t}{n} + \epsilon)^4 + n)$.*

We remark that our exact algorithm can be adapted to SER of arbitrary orientation, improving the best known time complexity $O(n^2(t^2 + t \log n))$ in [10] to $O(n^2(t^2 + \log n))$. See Section 7 for more details.

2 Preliminaries

The first observation is a result in [19], which concerns the relative position between MEP and the convex hull (CH) of a point set. We include the result below. See Figure 1 for illustration.

Lemma 1 ([19, Lemma 1]) *For any given planar point set \mathbf{X} , there exists a MEP such that for each pair of the opposite sides of the MEP, there is one side that contains a side of the CH. A direct result is that for each pair of the opposite sides, there are at least two points of \mathbf{X} on one side and at least one point on the other.*

There is a similar observation for SER [22].

Lemma 2 ([22, Theorem 2.1]) *There must be at least one side of the smallest enclosing rectangle on which there are at least two points.*

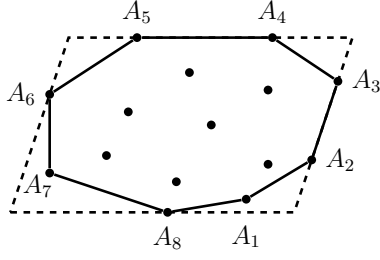


Fig. 1 Relative position of MEP and CH of a point set. The vertex hull is $A_1A_2 \cdots A_8$. The top side of the MEP contains A_4A_5 and the bottom side contains A_8A_1 . The left side contains A_6A_7 and the right side A_2A_3 .

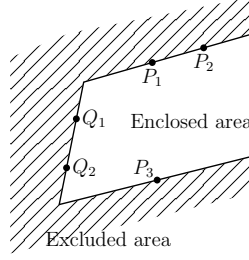


Fig. 2 Enclosed and excluded areas. The boundaries are made up by three parts: the line Q_1Q_2 , the line P_1P_2 and its parallel through P_3 . The solid line boundaries are considered a part of the enclosed area.

3 A Time-Priority Algorithm

We shall analyze the properties that the optimal solution must satisfy and build the algorithm along the way. In this section, we assume that no three points of \mathbf{X} lie on the same line. We shall discuss in Section 5 how to modify the algorithms to remove this assumption.

Below is a direct generalization of Lemma 1 to the outlier case.

Corollary 1 *The parallelogram with smallest area that encloses $(n-t)$ points, and the convex hull of the $(n-t)$ enclosed points have the same positional relation as described in Lemma 1.*

Together with the assumption that there are no three collinear points, we conclude that there are at least three points on each of the two pairs of parallel sides of $\text{sol}^*(\text{MEP}_t(\mathbf{X}))$, denoted by P_1, P_2, P_3 and Q_1, Q_2, Q_3 respectively. For the number of enclosed points, we have the following lemma.

Lemma 3 *The number of points enclosed by $\text{sol}^*(\text{MEP}_t(\mathbf{X}))$ is either $(n-t)$ or $(n-t+1)$.*

Proof. By Definition 1.2, $\text{sol}^*(\text{MEP}_t(\mathbf{X}))$ encloses at least $(n-t)$ points. If more than $(n-t+1)$ points are enclosed, then moving inwards a side will exclude at most 2 points, resulting in a smaller parallelogram enclosing at least $(n-t)$ points, contradicting the optimality of $\text{sol}^*(\text{MEP}_t(\mathbf{X}))$. \square

Since the optimal solution encloses $(n-t)$ or $(n-t+1)$ points, there are at least $(n-t)$ points (including P_1, P_2 and P_3) between line P_1P_2 and its parallel through P_3 . Therefore, no more than t points lie strictly on one side of the line P_1P_2 . Such (P_1, P_2) is called a valid pair and such (P_1, P_2, P_3) a valid triple. For notational convenience, we define the notions of the majority side and the minority side of a valid pair (P_1, P_2) as below.

Definition 3 (Minority/Majority Side) For a valid pair (P_1, P_2) , the side of line P_1P_2 with no more than t points is called the *minority side*. The other side is called the *majority side*.

Given a valid triple (P_1, P_2, P_3) and a valid pair (Q_1, Q_2) , we check whether Q_1 and Q_2 lie between line P_1P_2 and its parallel through P_3 . If not, P_1, P_2, P_3, Q_1 and Q_2 can not lie on the sides of any valid parallelogram. We next count the number of points excluded by line Q_1Q_2 , line P_1P_2 and its parallel through P_3 . If the number is larger than t , there can not be any Q_3 such that the parallelogram determined by P_1, P_2, P_3, Q_1, Q_2 and Q_3 encloses at least $(n - t)$ points. We finally enumerate all possible combinations of a valid triple and a valid pair, and find the parallelogram of the minimum area among all accepted ones. The overall algorithm is presented in Algorithm 1. For each valid pair (P_1, P_2) , we also store a set \mathbf{M}_P of the points on its minority side and a list \mathbf{H}_P of the points that are the $(t + 2)$ farthest points from P_1P_2 on the majority side in the decreasing order of the distance.

Algorithm 1 Partial-MEP

Require: a planar point set \mathbf{X} , the number of outliers t .

```

1:  $A \leftarrow +\infty$  ▷ Initialize the area of the parallelogram
2:  $\mathbf{V} \leftarrow \text{VALID-PAIRS}(\mathbf{X}, t)$  ▷ Algorithm 3
3: for each  $(P_1, P_2, \mathbf{M}_P, \mathbf{H}_P)$  in  $\mathbf{V}$  do
4:   for each  $P_3$  in  $\mathbf{H}_P$  do
5:     for each  $(Q_1, Q_2, \mathbf{M}_Q, \mathbf{H}_Q)$  in  $\mathbf{V}$  do
6:        $para \leftarrow \text{PARA}((P_1, P_2, P_3, \mathbf{M}_P), (Q_1, Q_2, \mathbf{M}_Q, \mathbf{H}_Q))$  ▷ Algorithm 2
7:       if  $para \neq \text{nil}$  and  $\text{area}(para) < A$  then
8:          $para^* \leftarrow para$ 
9:          $A \leftarrow \text{area}(para)$ 
10: return  $para^*$ 

```

Notice that in Algorithm 1, we do not enumerate over Q_3 . The reason is that with P_1, P_2, P_3 and Q_1, Q_2 , we can directly find Q_3 in constant time. We first verify whether the number of points excluded by line Q_1Q_2 , line P_1P_2 and its parallel through P_3 exceeds t (see Figure 2 for an illustration of the excluded area and the enclosed area). If not, there exists Q_3 such that the determined parallelogram encloses $(n - t)$ or $(n - t + 1)$ points. Such Q_3 must lie between line P_1P_2 and its parallel through P_3 . Besides, Q_3 is among the $(t + 2)$ farthest points from line Q_1Q_2 on the majority side of Q_1Q_2 by Lemma 8. This subroutine is presented in Algorithm 2.

Next, we discuss how to find all the valid pairs (P_1, P_2) in a given planar point set. For a given point P_1 and an arbitrary initial point $P_2 \in \mathbf{X} \setminus \{P_1\}$, we sort $P \in \mathbf{X} \setminus \{P_1, P_2\}$ in the increasing order of $\angle P_2P_1P$. We then rotate ray P_1P around P_1 for a half circle. During the rotation, P_2 keeps the last point met by line P_1P . The points strictly on the right side, and strictly on the left side of line P_1P_2 are stored in lists \mathbf{R} and \mathbf{L} , respectively, both in clockwise order. The algorithm is presented in Algorithm 3. See Figure 3 for an example of rotation of P_1P_2 .

Last, we show how to update $\mathbf{L}, \mathbf{R}, P_2$ and $flag$ iteratively in Algorithm 4. We use an auxiliary variable $flag$ to denote which side the current P_2 comes from, and it is always added to the end of the list of the points on the opposite

Algorithm 2 Constructing an enclosing parallelogram from points on each pair of opposite sides

```

1: function PARA( $(P_1, P_2, P_3, M_P), (Q_1, Q_2, M_Q, H_Q)$ )
2:    $para \leftarrow \text{nil}$ 
3:   if  $Q_1$  and  $Q_2$  lie between line  $P_1P_2$  and its parallel through  $P_3$  then
4:      $m' \leftarrow$  number of points in  $M_Q$  between line  $P_1P_2$  and its parallel through  $P_3$ 
5:     if  $|M_P| + m' \leq t$  then ▷ at most  $t$  points have been excluded
6:        $J \leftarrow$  sublist of  $H_Q$  of points lying between line  $P_1P_2$  and its parallel through  $P_3$ 

7:        $i \leftarrow t - |M_P| - m'$ 
8:       if  $|J| \geq i$  then ▷ can exclude  $i$  more points
9:          $Q_3 \leftarrow J_{i+1}$ 
10:        if  $P_1, P_2, P_3$  lie between line  $Q_1Q_2$  and its parallel through  $Q_3$  then
11:           $para \leftarrow$  the parallelogram determined by  $P_1, P_2, P_3, Q_1, Q_2, Q_3$ 
12:  return  $para$ 

```

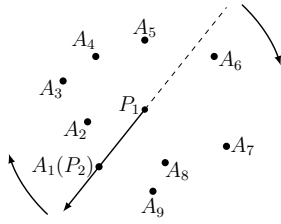


Fig. 3 Clockwise rotation of the ray P_1P_2 . In the current position, $P_2 = A_1$, the left side is (A_6, A_7, A_8, A_9) and the right side is (A_2, A_3, A_4, A_5) . Since $\angle A_6P_1A_2 > \pi$, the next P_2 is A_6 . The new left side will be (A_7, A_8, A_9, A_1) and the right side will remain as (A_2, A_3, A_4, A_5) . Since $\angle A_7PA_2 < \pi$, the next P_2 will be A_2 and the left side will remain as (A_7, A_8, A_9, A_1) and the new right side will be (A_3, A_4, A_5, A_6) .

Algorithm 3 Finding all valid pairs

```

1: function VALID-PAIRS( $X, t$ ) ▷  $X$  is the point set and  $t$  the number of outliers
2:    $A \leftarrow \emptyset$ 
3:   for each  $P_1$  in  $X$  do
4:      $P_2 \leftarrow$  arbitrary point in  $X \setminus \{P_1\}$ 
5:      $(L, R) \leftarrow$  points in  $X \setminus \{P_1, P_2\}$  on the left and the right side of ray  $P_1P_2$ 
6:     Sort  $L$  and  $R$  in increasing order of the clockwise angle from ray  $P_1P_2$ 
7:      $flag \leftarrow \text{left}$ 
8:     if  $\angle L_{-1}P_1R_{-1} < \pi$  then
9:        $final = L_{-1}$ 
10:    else
11:       $final = R_{-1}$ 
12:    while  $P_2 \neq final$  do
13:      if  $|L| \leq t$  then
14:         $H \leftarrow$  list of the farthest  $(t+2)$  points from line  $P_1P_2$  in  $R$ 
15:        Add  $(P_1, P_2, L, H)$  to  $A$ 
16:      if  $|R| \leq t$  then
17:         $H \leftarrow$  list of the farthest  $(t+2)$  points from line  $P_1P_2$  in  $L$ 
18:        Add  $(P_1, P_2, R, H)$  to  $A$ 
19:       $(L, R, P_2, flag) \leftarrow \text{UPDATE}(L, R, P_1, P_2, flag)$  ▷ Algorithm 4
20:  return  $A$ 

```

side. The clockwise angle $\theta = \angle \mathbf{L}_1 P_1 \mathbf{R}_1$ indicates which point of \mathbf{L}_1 and \mathbf{R}_1 will first be hit by the rotating line $P_1 P_2$ and thus it indicates which side the next P_2 should come from. If $\theta < \pi$, the next P_2 will come from the right side, and if $\theta > \pi$, the left side. Note that under the assumption that no three points lie on the same line, θ can never be π .

Algorithm 4 Update

```

1: function UPDATE( $\mathbf{L}, \mathbf{R}, P_1, P_2, flag$ )
2:   if  $flag = right$  then
3:     Add  $P_2$  to the end of  $\mathbf{L}$ 
4:   else
5:     Add  $P_2$  to the end of  $\mathbf{R}$ 
6:    $\theta \leftarrow \angle \mathbf{L}_1 P_1 \mathbf{R}_1$   $\triangleright \theta$  does not exist when  $\mathbf{L} = \emptyset$  or  $\mathbf{R} = \emptyset$ 
7:   if  $\mathbf{R} = \emptyset$  or  $(flag = right \text{ and } \theta > \pi)$  then
8:      $P_2 \leftarrow \mathbf{L}_1$ 
9:     Remove the first element of  $\mathbf{L}$ 
10:     $flag \leftarrow left$ 
11:  else if  $\mathbf{L} = \emptyset$  or  $(flag = left \text{ and } \theta < \pi)$  then
12:     $P_2 \leftarrow \mathbf{R}_1$ 
13:    Remove the first element of  $\mathbf{R}$ 
14:     $flag \leftarrow right$ 
15:  return  $(\mathbf{L}, \mathbf{R}, P_2, flag)$ 

```

Remark 3 Notice that the parallelogram with overlapping points on its sides is merely a special case of the ones where the six points do not overlap. We can develop a faster algorithm for the overlapping cases, but this only improves the running time by a constant factor.

Remark 4 The assumption that no three points lie on the same line can be removed with only small changes to the algorithm. See Section 5 for discussion.

4 Time Analysis of Algorithm 1

As discussed in Remark 1, we only analyze the algorithm in the situations where $t < n/2$. For further convenience, we define the range of the left/right side of ray AB . As in this section we assume no three points are collinear, we temporarily do not differentiate the strictly left/right side from the left/right side. Whenever we mention left/right side in this section, we refer to the strictly left/right side.

Definition 4 (Strictly Left/Right Side) For two points A and B , a point C is said to be on the *strictly left side* of ray AB if $\angle ACB \in (0, \pi)$, and C is said to be on the *strictly right side* if $\angle ACB \in (\pi, 2\pi)$.

Remark 5 Since A and B are neither on the left or the right side, the total numbers of points on the two sides is $(n - 2)$.

A trivial algorithm can simply iterate over all the $O(n^6)$ combinations of $(P_1, P_1, P_3, Q_1, Q_2, Q_3)$, and thus the $\text{MEP}_{n,t}$ problem is intrinsically polynomial. On the other hand, not every combination can determine a parallelogram and not every determined parallelogram can enclose $(n-t)$ or $(n-t+1)$ points. In order to enclose $(n-t)$ or $(n-t+1)$ points, there must be at least $(n-t)$ points on one side of line P_1P_2 and at most t points strictly on the other side. This is also for Q_1Q_2 . We are inspired to define the notion of valid pairs (P_1, P_2) as below.

Definition 5 (Valid Pair) A pair (P_1, P_2) is called *valid* if there are at most t points strictly on the left or right side of the ray P_1P_2 .

Lemma 4 If P_1, P_2, P_3, Q_1, Q_2 and Q_3 are the points on the sides of $\text{sol}^*(\text{MEP}_t(\mathbf{X}))$, where P_1 and P_2 are on the same side, then (P_1, P_2) must be a valid pair. So is the pair (Q_1, Q_2) .

Fix a point P_1 . Let ray P_1P rotate along the circle with center P_1 in the clockwise order. When the ray P_1P rotates clockwise, the line P_1P will meet the points X_1, X_2, \dots, X_{n-1} in order. Let $n_L^{(i)}$ and $n_R^{(i)}$ be the number of points on the left and on the right side of the ray P_1P respectively during the rotation. The following lemma tracks how $n_L^{(i)}$ and $n_R^{(i)}$ change during the process.

Lemma 5 Rotate the ray P_1P in the clockwise order. The line PP' will meet the points of $X \setminus \{P_1\}$ in the sequence of X_1, X_2, \dots, X_{n-1} . Let $n_L^{(i)}$ and $n_R^{(i)}$ be the number of points on the left and right side of the ray P_1P respectively when the line P_1P meets the point X_i . Then

$$n_L^{(i)} = n_L^{(i-1)} + \delta_i \quad \text{and} \quad n_R^{(i)} = n_R^{(i-1)} - \delta_i,$$

where

$$\delta_i = \begin{cases} 1, & \text{if } X_{i-1} \text{ and } X_i \text{ are both on the ray } P_1P' \text{ successively;} \\ -1, & \text{if } X_{i-1} \text{ and } X_i \text{ are both on the ray } P_1P \text{ successively;} \\ 0, & \text{otherwise.} \end{cases}$$

Suppose there is a point $P_0 \in X \setminus \{P_1\}$ such that there are s points on the right side of ray P_1P_0 , where $s \leq t$. We initialize P to be P_0 and rotate P around P_1 by 180 degree. The line PP' sweeps over all the points except P_1 . And the left side of ray P_1P in its initial position finally becomes the right side. This indicates that at last there are $(n-s-2)$ points on the right side (see Remark 5), that is, $n_R^{(n-1)} = n-s-2$.

Next we prove an auxiliary lemma, by which we further prove that there are not too many valid pairs.

Lemma 6 Suppose a sequence of numbers x_1, x_2, \dots, x_{n-1} satisfies that $x_1 = s$, $x_{n-1} = n-s-2$, $x_{i+1} - x_i \in \{-1, 0, 1\}$. When $s \leq t$, there are at most $(2t+1)$ indices i satisfying $x_i \leq t$.

Proof. We let i^* denote the largest index i such that $x_i \leq t$. Then we have

$$x_{n-1} - x_{i^*} = n - s - 2 - x_{i^*} \geq n - s - t - 2 \geq n - 2t - 2.$$

On the other hand, we have

$$x_{n-1} - x_{i^*} = (x_{n-1} - x_{n-2}) + (x_{n-2} - x_{n-3}) + \dots + (x_{i^*+1} - x_{i^*}) \leq n - i^* - 1.$$

Then $i^* \leq 2t+1$ and the possible i satisfying $x_i \leq t$ must be in $i \in \{1, 2, \dots, 2t+1\}$. \square

The same bound applies to the left side of ray P_1P . Then we have the following corollary.

Corollary 2 *Given a fixed P_1 , there are at most $2 \cdot (2t+1) = 4t+2$ valid pairs (P_1, P_2) .*

Besides, we have the following observation on the position of P_1 .

Lemma 7 *P_1 can only be on the first $(t+1)$ convex layers of X .*

Proof. If P_1 is inside the $(t+1)$ -th convex layer, then any line ℓ through P_1 must intersect each of the first $(t+1)$ convex layers. Therefore, on any side of ℓ , there must be at least one point from each of the first $(t+1)$ convex layers. In total, there would be at least $(t+1)$ points, which contradicts Lemma 4. We therefore conclude that P_1 must be on the first $(t+1)$ convex layers. \square

We can now bound the total number of valid pairs.

Corollary 3 *There are in total $O(tk)$ valid pairs (P_1, P_2) .*

Proof. Each valid pair (P_1, P_2) is counted twice when P_1 is fixed and when P_2 is fixed. Thus there are

$$\frac{1}{2} \cdot (4t+2) \cdot k = (2t+1)k$$

valid pairs in total. \square

Remark 6 Since $k \leq t$, the estimate in the preceding corollary is $O(nt)$ and we show that this bound cannot be substantially improved. Let A_1, \dots, A_n be the n vertices of a convex polygon in clockwise order, then $k = n$ in this case. Note that if the number of points strictly on one side of line A_iA_j is no more than t , there would be at most t points between A_i and A_j . The total number of valid pairs $\{A_i, A_j\}$ is exactly $n(t+1) = \Theta(kt) = \Theta(nt)$.

However, the situation above where there is only one single convex layer is very rare. Usually k is much smaller than n . It is known that the expected convex hull size of n points sampled from a general convex body in the plane is $O(n^{2/3})$ [4]. A direct corollary is that $\mathbb{E}k = O(tn^{2/3})$, much smaller than n when $t \ll n^{1/3}$. Another example of $k \ll n$ is when n points are randomly sampled from a component independent distribution on the plane. In this case, the expected size of the i -th convex layer is proved to be $O(i^2 \log(n/i))$ [16]. Consequently, $\mathbb{E}k = O(t^3 \log(n/t))$.

We have the following observation about the position of P_3 given P_1, P_2 and the number of points $|\mathbf{M}_P|$ on the minority side of P_1P_2 .

Lemma 8 *Given P_1, P_2 and $|\mathbf{M}_P|$, then P_3 must be among the $(t+2-|\mathbf{M}_P|)$ farthest points on the majority side of line P_1P_2 . Otherwise, for any Q_1, Q_2 and Q_3 , the parallelogram determined by the six points P_1, P_2, P_3, Q_1, Q_2 and Q_3 , if exists, can not enclose $(n-t)$ points.*

Proof. First of all, P_3 must lie on the majority side of line P_1P_2 . Otherwise there would be at most $t \ll n-t$ points between line P_1P_2 and its parallel through P_3 . As $|\mathbf{M}_P|$ points have already been excluded by the line P_1P_2 , the number of points to exclude by the parallel of P_1P_2 through P_3 is at most $(t-|\mathbf{M}_P|)$. This implies that P_3 is among the $(t+2-|\mathbf{M}_P|)$ farthest majority points, as the $(t+2-|\mathbf{M}_P|)$ -th farthest majority point might have the same distance with the $(t+1-|\mathbf{M}_P|)$ -th farthest majority point to the line P_1P_2 . \square

Now we are ready to prove Theorem 1.

Theorem 1 (restated). *Let $n = |\mathbf{X}|$. Algorithm 1 gives the exact optimal solution to $\text{MEP}_t(\mathbf{X})$, running in $O(k^2t^4 + n^2 \log n)$ time and using $O(kt^2)$ space.*

Proof. The correctness is clear because we enumerate over all possible parallelograms. We analyze the running time below.

First consider Algorithm 3, the subroutine to find all valid pairs. For each fixed P_1 and P_2 , finding L and R takes $O(n)$ time (Line 5) and sorting them takes $O(n \log n)$ time (Line 6). In the subsequent rotation of P_1P_2 , finding the t farthest points from P_1P_2 takes $O(n \log t)$ time using a min-heap of size $t+1$ (Lines 14 and 17) but this is executed for only $O(t)$ times for a fixed P_1 by Corollary 2. Updating L, R, P_2 and $flag$ (Algorithm 4) runs in $O(1)$ time if L and R are maintained by linked lists. Hence for each fixed P_1 , Lines 4–19 takes $O(n \log n + n \log t) = O(n \log n)$ time. Therefore, by enumerating P_1 , Algorithm 3 runs in a total time of $O(n^2 \log n)$.

Next consider Algorithm 2. Line 4 takes $O(t)$ time because M_Q is the minority side of Q_1Q_2 and has at most $t+2$ points. Line 6 takes $O(t)$ time because $|H_Q| \leq t+1$. Each of the rest lines takes $O(1)$ time. Hence each call to Algorithm 2 takes $O(t)$ time.

Now we return to the main algorithm (Algorithm 1). For a given valid pair (P_1, P_2) , there are at most $(t+1)$ choices of P_3 . Hence there are at most $O(kt \cdot t \cdot kt) = O(k^2t^3)$ calls to the PARA function, which runs in $O(t)$ time. The total runtime from Line 3 to Line 9 is $O(k^2t^4)$ and the overall runtime of Algorithm 1 is $O(k^2t^4 + n^2 \log n)$.

The space complexity is clearly dominated by the set V of all $O(kt)$ valid pairs. Each pair (P_1, P_2, M, H) needs $O(t)$ space for the minority side M and $O(t)$ space for the farthest points to the line P_1P_2 . The total space complexity is thus $O(kt^2)$. \square

5 Removing the Assumption of No Three Collinear Points

Now we remove the assumption that no three points are collinear. We shall highlight the changes to the algorithm instead of rewriting the pseudocodes. Unlike Section 4, we start to distinguish the strictly left/right side from the left/right side in this section.

Definition 6 (Left/Right Side) For two points A and B , a point C is said to be on the *left side* of ray AB if $\angle ACB \in [0, \pi]$, and C is said to be on the *right side* if $\angle ACB \in [\pi, 2\pi]$.

The main change is in the function of VALID-PAIRS. Inside of having only two points P_1 and P_2 on the rotating ray, there could be more points on the line P_1P_2 . Suppose that

$$\mathbf{L} = (A_1, A_2, \dots, A_s, A_{s+1}, \dots), \quad \mathbf{R} = (B_1, B_2, \dots, B_r, B_{r+1}, \dots),$$

where A_1, \dots, A_s and B_1, \dots, B_r are collinear with P_1 . We shall append the current boundary points (points on the rotating ray) to \mathbf{L} and/or \mathbf{R} and remove A_1, \dots, A_s from \mathbf{L} and B_1, \dots, B_r from \mathbf{R} , yielding the new left and right sides

$$\mathbf{L}' = (A_{s+1}, A_{s+2}, \dots), \quad \mathbf{R}' = (B_{r+1}, B_{r+2}, \dots).$$

If one of them contains at most $t + 2$ points, we shall create a new valid pair (P_1, A_i) for every $i \leq s$ and (P_1, B_j) for every $j \leq r$. Continuing rotating the ray P_1P_2 to the next stopping position, we shall append (A_1, \dots, A_s) to \mathbf{R}' and (B_1, \dots, B_r) to \mathbf{L}' .

Another change concerns finding \mathbf{H} consisting of farthest point from P_1P_2 . Originally we need only to keep $(t+2)$ points, since it will include all points that are at least farther than the $(t+1)$ -st farthest point. Without the assumption that no three points are collinear, we need to include all points that are at least farther than the $(t+1)$ -st farthest point. Hence we can again maintain a min-heap of size $(t+1)$, so that scanning through all points we obtain a correct $(t+1)$ -st farthest point to P_1P_2 . Then we need an additional $O(n)$ scan over all points to include all points of the same distance away from P_1P_2 as the $(t+1)$ -st farthest point. We note that the time complexity of VALID-PAIRS remains the same up to a constant.

The last change is inside the function PARA, instead of checking \mathbf{J}_i and \mathbf{J}_{i+1} for Q_3 , we shall need to check all points in \mathbf{J} of the same distance as \mathbf{J}_{i+1} from the line P_1P_2 .

We remark that it is no longer true there are at most $O(t)$ valid pairs for each P_1 . In the worst case, if $\Theta(n)$ points are collinear, there could be $\Theta(n^2)$ valid pairs. For real-world data, however, this hardly happens. As shown in Remark 6, the average number of valid pairs is significantly smaller than the worst case bound.

6 A Sampling Algorithm

Although the algorithm given in Section 3 is much faster than the trivial one, it is still not efficient for large-scale datasets. In this section, we shall present a sampling approach to obtain an approximate solution, which can further reduce the running time when n is large. To illustrate the idea, we need to introduce the dual problem to the $\text{MEP}_t(\mathbf{X})$, the definition of the VC dimension and a few related results.

6.1 Dual Problems

Definition 7 (Dual of MEP) Given a set \mathbf{X} of n planar points and a positive value α , we intend to find the maximum number of points $\kappa_\alpha(\mathbf{X})$ covered by any parallelogram with area at most α .

Next we explain the relation between the $\text{MEP}_t(\mathbf{X})$ problem and its dual problem, assuming the same planar point set. We remove the assumption of no two parallel lines while retaining the assumption of no three collinear points. Below are two corollaries of Lemma 3 to be used later.

Lemma 9 *Let $\alpha = \text{opt}(\text{MEP}_t(\mathbf{X}))$. Then $\kappa_\alpha(\mathbf{X}) \in \{|\mathbf{X}| - t, |\mathbf{X}| - t + 1\}$.*

Proof. Let $n = |\mathbf{X}|$. Notice that we already have a parallelogram $\text{sol}^*(\text{MEP}_t(\mathbf{X}))$ of area α that encloses $(n - t)$ points, therefore it is only possible that $\kappa_\alpha(\mathbf{X}) \geq n - t$. On the other hand, if $\kappa_\alpha(\mathbf{X}) \geq n - t + 2$, we can move inwards a side on which there are at most two points. There remain at least $(n - t)$ points while the area is smaller than α , contradicting the area optimality of $\text{sol}^*(\text{MEP}_t(\mathbf{X}))$. Therefore $n - t \leq \kappa_\alpha(\mathbf{X}) \leq n - t + 1$. \square

A direct corollary is as follows.

Corollary 4 *For any parallelogram with area no more than α , the number of points it encloses can not exceed $|\mathbf{X}| - t + 1$.*

Proof. For a parallelogram with area no more than α , if it encloses more than $(n - t + 1)$ points, then moving inwards a side will at most exclude 2 points. There are at least $(n - t)$ points left in a parallelogram with area smaller than α , contradicting the area optimality of $\text{sol}^*(\text{MEP}_t(\mathbf{X}))$. Therefore the parallelogram can at most enclose $(|\mathbf{X}| - t + 1)$ points. \square

6.2 VC Dimension of $(\mathbf{X}, \mathcal{P})$

We take the definitions of the range space and VC dimension from [13].

Definition 8 [13, Definition 20.1.1] A range space is a pair $(\mathbf{X}, \mathcal{P})$, where \mathbf{X} is a ground set and \mathcal{P} is collection of subsets of \mathbf{X} . The elements of \mathbf{X} are points and the elements of \mathcal{P} are ranges.

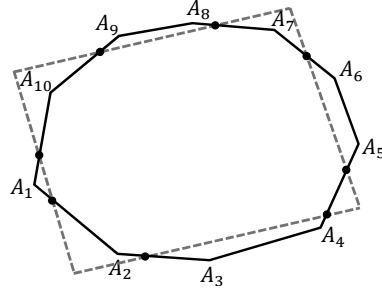


Fig. 4 A convex 10-gon. A parallelogram can intersect the 10-gon at no more than 8 points and thus only enclose four continuous sections of the boundary.

Definition 9 [13, Definition 20.1.4] For a range space (X, \mathcal{P}) and a subset $Y \subseteq X$, the projection of the range space on Y is defined to be $\{\tau \cap Y \mid \tau \in \mathcal{P}\}$. If the projection $\{\tau \cap Y \mid \tau \in \mathcal{P}\}$ is the power set of Y , then we say Y is shattered by (X, \mathcal{P}) .

Definition 10 The VC dimension of a range space (X, \mathcal{P}) is the maximum cardinality of a shattered subset of X .

In our case, X is the given point set. And each element in \mathcal{P} refers to the set of points in a parallelogram, including the vertices and those on the four edges. We need the following lemma to bound the VC dimension of (X, \mathcal{P}) .

Lemma 10 For a convex 10-gon and a parallelogram, there are at most 8 intersection points and at most 4 continuous parts of the boundary of the 10-gon lying inside the parallelogram.

Proof. As the 10-gon is convex, there are at most two intersection points on each side of the parallelogram. Besides, if I_1, I_2 and I_3 are three continuous intersection points on the sides of the parallelogram, then one of part I_1I_2 and I_2I_3 must be inside the parallelogram and the other must be outside. As there are at most 8 intersection points, the number of parts of the polygon inside the parallelogram is at most 4. \square

Lemma 11 The VC dimension of the range space (X, \mathcal{P}) is at most 9.

Proof. For any given 10 points A_1, A_2, \dots, A_{10} , there are three cases considering their relative positions.

The first case is that A_1, A_2, \dots, A_{10} are the vertices of a convex 10-gon. Without loss of generality, we suppose that they are in the clockwise order (See Figure 4). By Lemma 10, there are at most 4 discontinuous parts of the convex 10-gon that are enclosed by an arbitrary parallelogram. Therefore it is impossible for any parallelogram to enclose exactly A_1, A_3, A_5, A_7 and A_9 , otherwise there would be 5 discontinuous parts of the convex 10-gon enclosed by the parallelogram.

The second case is that the ten points are not in the position of a convex 10-gon and no three of them are collinear. Then there are at least two convex layers in the onion structure [6]. It is not possible for any parallelogram to contain the outermost layer without containing the inner ones.

The third case is that there are three collinear points A_1, A_2 and A_3 . Without loss of generality, we assume A_2 lie between A_1 and A_3 . Then it is not possible for a parallelogram to enclose P_1 and P_3 while not enclosing P_2 .

In any of the three cases, there is at least one subset that can not be the intersection of any parallelogram and $\{A_1, A_2, \dots, A_{10}\}$. It follows from Definition 9 and 10 that the maximum cardinality of any shattered subset can not be 10 or larger in any of the three cases. The VC dimension is therefore at most 9. \square

6.3 Approximation Guarantees

We next introduce a sampling result for the dual problem of MEP. The following is a discrepancy result for parallelograms, slightly modified from an earlier result [11, Lemma 9] for rectangles. We shall discuss its proof at the end of this section.

Lemma 12 *Suppose that $|\mathbf{X}| = n$. Let $s = \min\left(n, \frac{c}{\epsilon^2} \frac{n \log n}{\kappa_\alpha(\mathbf{X})}\right)$, where c is some absolute constant, and \mathbf{S} be a random sample of \mathbf{X} with s points. Then with probability at least $(1 - 1/n)$, it holds for each parallelogram P of area at most α that $||P \cap \mathbf{X}|/n - |P \cap \mathbf{S}|/s| \leq \epsilon \cdot \kappa_\alpha(\mathbf{X})/n$.*

Proof. The proof is almost identical to the rectangle case [11, Lemma 9], except that our concerned range space is $(\mathbf{X}, \mathcal{P})$ rather than $(\mathbf{X}, \mathcal{R})$, where $\mathcal{P} = \{\mathbf{X} \cap \tau : \tau \text{ is a parallelogram}\}$ and $\mathcal{R} = \{\mathbf{X} \cap \tau : \tau \text{ is a rectangle}\}$. The proof in the rectangle case in fact works for a general range space (see [14, Theorem 2.11]) with a sample size $|\mathbf{S}|$ of the same order, provided that the VC dimension is a constant. Indeed the VC dimension of $(\mathbf{X}, \mathcal{P})$ is at most 9 as stated in Lemma 11. \square

Now we show our main result of approximation.

Lemma 13 *Let $n = |\mathbf{X}|$ and assume that $t \leq n/2$. Let \mathbf{S} be a random sample of \mathbf{X} such that $|\mathbf{S}| = \min(n, c\epsilon^{-2} \log n)$, where c is an absolute constant. Moreover, suppose that $t' = (\frac{t}{n} + \epsilon - \frac{\epsilon t}{n})|\mathbf{S}|$ is an integer. It holds with probability at least $1 - 3/n$ that $(n - t)(1 - \epsilon) \leq |\text{sol}^*(\text{MEP}_{t'}(\mathbf{S})) \cap \mathbf{X}| \leq n - t + 1$.*

Proof. Let $n = |\mathbf{X}|$. The parallelogram $P^* = \text{sol}^*(\text{MEP}_t(\mathbf{X}))$ has area $\alpha = \text{opt}(\text{MEP}_t(\mathbf{X}))$ and encloses the most number of points of \mathbf{X} . By Corollary 9 it must hold that

$$n - t \leq |P^* \cap \mathbf{X}| = \kappa_\alpha(\mathbf{X}) \leq n - t + 1.$$

Applying Lemma 12 to P , we conclude that when

$$|\mathbf{S}| = s = \min \left(n, \frac{c}{\epsilon^2} \frac{n \log n}{\kappa_\alpha(\mathbf{X})} \right) \leq \min \left(n, \frac{2c \log n}{\epsilon^2} \right),$$

with probability at least $1 - \frac{1}{n}$,

$$\frac{|P^* \cap \mathbf{S}|}{|\mathbf{S}|} \geq \frac{|P^* \cap \mathbf{X}|}{|\mathbf{X}|} - \frac{|P^* \cap \mathbf{X}|}{|\mathbf{X}|} \cdot \epsilon = \frac{\kappa_\alpha(\mathbf{X})}{n} \cdot (1 - \epsilon),$$

therefore

$$|P^* \cap \mathbf{S}| \geq \frac{\kappa_\alpha(\mathbf{X})}{n} \cdot (1 - \epsilon)s.$$

Next we let p^* denote the parallelogram of area at most α that encloses the most number of points of \mathbf{S} . Then by Corollary 4,

$$|p^* \cap \mathbf{X}| \leq n - t + 1.$$

On the other hand, by the definition of p^* we have

$$|p^* \cap \mathbf{S}| \geq |P^* \cap \mathbf{S}| \geq \frac{\kappa_\alpha(\mathbf{X})}{n} \cdot (1 - \epsilon)s.$$

Since $\text{sol}^*(\text{MEP}_{t'}(\mathbf{S}))$ is the smallest parallelogram enclosing at least $s - t' = (1 - \frac{t}{n})(1 - \epsilon)s$ points of \mathbf{S} and p^* encloses at least

$$\frac{\kappa_\alpha(\mathbf{X})}{n} \cdot (1 - \epsilon)s \geq \left(1 - \frac{t}{n}\right)(1 - \epsilon)s$$

points of \mathbf{S} , it must hold that

$$\text{opt}(\text{MEP}_{t'}(\mathbf{S})) \leq \text{area}(p^*) \leq \alpha.$$

Then we can apply Lemma 12 to $\text{sol}^*(\text{MEP}_{t'}(\mathbf{S}))$ as its area is no more than α . Overall with probability at least $(1 - 3/n)$, we have

$$|\text{sol}^*(\text{MEP}_{t'}(\mathbf{S})) \cap \mathbf{X}| \geq (n - t)(1 - 2\epsilon) - \epsilon.$$

On the other hand, by Corollary 4, we conclude that

$$|\text{sol}^*(\text{MEP}_{t'}(\mathbf{S})) \cap \mathbf{X}| \leq n - t + 1.$$

Replacing ϵ by some $O(\epsilon)$ with a constant scaling, then $[(n - t)(1 - 2\epsilon) - \epsilon]$ can be rewritten as $(n - t)(1 - \epsilon)$. \square

Remark 7 Removing the assumption of no three collinear points, we see that it continues to hold $\kappa_\alpha(\mathbf{X}) \geq n - t$ and the proof of Lemma 13 still goes through, that is, it continues to hold that $|\text{sol}^*(\text{MEP}_{t'}(\mathbf{S})) \cap \mathbf{X}| \geq (n - t)(1 - \epsilon)$.

Remark 8 The left inequality (i.e. the lower bound) continues to hold without the assumption of three collinear points. See Subsection 6.2 for discussion.

In the light of Lemma 13, we can apply the algorithm in Section 3 to \mathcal{S} and obtain an approximate solution. The proof of the following theorem is postponed to Subsection 6.2.

Theorem 2 (restated). *There is a sampling algorithm which, given a set \mathbf{X} of n points, with probability at least $(1 - 3/n)$, finds a parallelogram of area at most $\text{opt}(\text{MEP}_t(\mathbf{X}))$ such that the number of enclosed points is between $(n - t)(1 - \epsilon)$ and $(n - t + 1)$, in time $O((\frac{\log n}{\epsilon^2})^6(\frac{t}{n} + \epsilon)^4 + n)$.*

Proof. The number of enclosed points is guaranteed by Lemma 13 with a rescale of ϵ . Next we analyze the runtime.

First of all, sampling s points takes $O(n)$ time, where $s = O(\frac{\log n}{\epsilon^2})$. Next, we aim to solve the problem $\text{MEP}_{s,t'}$ where $t' = (\epsilon + \frac{t}{n} - \frac{\epsilon t}{n})s$, for which we apply Theorem 1 and see that the runtime is $O(s^2 t'^4 + s^2 \log s) = O((\frac{\log n}{\epsilon^2})^6(\frac{t}{n} + \epsilon)^4 + (\frac{\log n}{\epsilon^2})^2 \log \frac{\log n}{\epsilon^2})$. As

$$\frac{\log n}{\epsilon^2} \left(\frac{t}{n} + \epsilon \right) > \frac{\log n}{\epsilon}$$

and

$$\log \frac{\log n}{\epsilon^2} < 2 \log \frac{\log n}{\epsilon} < \frac{\log n}{\epsilon}$$

Therefore the total runtime is $O((\frac{\log n}{\epsilon^2})^6(\frac{t}{n} + \epsilon)^4 + n)$. \square

7 Smallest Enclosing Rectangle of Arbitrary Orientation

In this part, we illustrate how the techniques developed so far in this work can be adapted to the SER of arbitrary orientation. For the exact solution, we can improve the time complexity $O(n^2 t^2 + n^2 t \log n)$ given in [10] to $O(n^2 t^2 + n^2 \log n)$. For the approximate solution, we can apply Lemma 12 and further reduce the time complexity when n is large.

7.1 Exact Solution

To adopt our algorithm to SER, we first need the following observation.

Lemma 14 ([22, Theorem 2.1]) *The rectangle of minimum area enclosing a convex polygon has a side collinear with one of the edges of the polygon.*

Let P_1, P_2 denote the two points on the collinear side, P_3 denote the one on the parallel side, and Q_1, Q_2 denote the point on the other two sides of the rectangle, respectively. Similar to our discussion in Section 3, (P_1, P_2) must be a valid pair and there are $O(nt)$ of them. Given P_1 and P_2 , the point P_3 must be among the $(t+2)$ farthest points on the majority side from the line $P_1 P_2$. At the same time, Q_1 and Q_2 must be among the leftmost and rightmost $(t+2)$ points along the direction of the line $P_1 P_2$. And it takes time $O(nt)$ to find all

the candidates for P_3 , Q_1 and Q_2 . Furthermore, with given Q_1 and Q_2 , there is at most one possible P_3 and we can find it in $O(1)$ time. Therefore there are $O(t^2)$ combinations of Q_1 , Q_2 and P_3 . We finally enumerate over all the combinations of P_1 , P_2 , P_3 , Q_1 and Q_2 and select the one whose determined rectangle has smallest area.

As regards the time complexity of the algorithm above, we have

Theorem 3 *Given a set of n points, we can find its MEP with t outliers in time $O(n^2 \log n + n^2 t^2)$.*

Proof. First of all, it takes time $O(nt)$ to find all the candidates of P_3 , Q_1 and Q_2 when P_1 and P_2 are given. As there are $O(nt)$ valid pairs (P_1, P_2) , the time complexity to find all the valid pairs and all the candidates of P_3 , Q_1 and Q_2 is $O(n^2 \log n + n^2 t^2)$. On the other hand, there are $O(nt) \times O(t^2) = O(nt^3)$ valid combinations of P_1 , P_2 , P_3 , Q_1 and Q_2 . Simply enumerating over all the combinations and computing the area of the rectangle determined by each of the combinations takes time $O(nt^3)$. The time complexity of the algorithm is $O(n^2 \log n + n^2 t^2 + nt^3) = O(n^2 \log n + n^2 t^2)$. \square

7.2 Approximate Solution

In a similar manner as Lemma 11, we can prove that the VC dimension of the rectangles is also at most 9. Then the same statements and arguments in Section 6 can be applied to the SER of arbitrary orientation. Sampling $s = O\left(\frac{\log n}{\epsilon^2}\right)$ from n points takes $O(n)$ time, and the number of outliers in the s sampled points becomes $t' = O\left(\left(\frac{t}{n} + \epsilon\right)s\right)$. By replacing n by s , t by t' in $O(n^2 \log n + n^2 t^2)$, and adding the sampling time $O(n)$, we obtain the time complexity of the approximation algorithm $O\left(n + \left(\frac{\log n}{\epsilon^2}\right)^4 \left(\frac{t}{n} + \epsilon\right)^2\right)$.

8 Approximation to Convex Hull with Outliers

For the problem of $\text{MCH}_t(\mathbf{X})$, an exact algorithm with complexity $O(n \log n + n(3t)^t \binom{4t}{2t})$ is given in [1]. Unfortunately the complexity is exponential in t . By the results of this work, we can get an algorithm which, in time $\text{poly}(n, t)$, approximates the optimal solution $\text{sol}(\text{MCH}_t(\mathbf{X}))$ with a constant ratio. Our proof is based on the fact that given a set \mathbf{X} of planar points, the area of its $\text{MEP}_t(\mathbf{X})$ is no more than two times of its $\text{MCH}_t(\mathbf{X})$.

Lemma 15 ([3, Lemma 5]) *It holds that*

$$\text{opt}(\text{MCH}(\mathbf{X})) \leq \text{opt}(\text{MEP}(\mathbf{X})) \leq \text{opt}(\text{SER}(\mathbf{X})) \leq 2 \text{opt}(\text{MCH}(\mathbf{X})).$$

Proof. It is proved in [3, Lemma 5] that $\text{opt}(\text{MCH}(\mathbf{X})) \leq \text{opt}(\text{SER}(\mathbf{X})) \leq 2 \text{opt}(\text{MCH}(\mathbf{X}))$. Besides, any enclosing rectangle is an enclosing parallelogram and any enclosing parallelogram is convex, so we have $\text{opt}(\text{MCH}(\mathbf{X})) \leq$

$\text{opt}(\text{MEP}(\mathbf{X})) \leq \text{opt}(\text{SER}(\mathbf{X}))$. The proof is completed by combining the two inequalities above. \square

The time complexity of the exact algorithm for convex hull with t outliers removal given in [1] is exponential in t . However, generalizing the relation above to the outlier cases, we can obtain a polynomial approximation algorithm with approximation ratio 2.

Lemma 16 *The optimal solution for minimum enclosing parallelogram with t outliers is a 2-approximation of the convex hull with t outliers.*

Proof. Let P' denote the minimum enclosing parallelogram of $\text{sol}^*(\text{MCH}_t(\mathbf{X}))$. Then the number of points enclosed by P' is at least $(n - t)$, we thus have

$$\text{area}(P') \geq \text{opt}(\text{MEP}_t(\mathbf{X})).$$

As $\text{opt}(\text{MEP}_t(\mathbf{X}))$ is larger than the area of the convex hull of the enclosed points, and $\text{MCH}_t(\mathbf{X})$ is the one with smallest area among those that encloses at least $(n - t)$ points, we have

$$\text{opt}(\text{MEP}_t(\mathbf{X})) \geq \text{opt}(\text{MCH}_t(\mathbf{X})).$$

And by [3, Lemma 5], we have

$$2 \text{opt}(\text{MCH}_t(\mathbf{X})) \geq \text{area}(P') \geq \text{opt}(\text{MCH}_t(\mathbf{X})),$$

Finally, combining all the inequalities above, we conclude that

$$2 \text{opt}(\text{MCH}_t(\mathbf{X})) \geq \text{opt}(\text{MEP}_t(\mathbf{X})) \geq \text{opt}(\text{MCH}_t(\mathbf{X})). \quad \square$$

References

1. Rossen Atanassov, Pat Morin, and Stefanie Wührer. Removing outliers to minimize area and perimeter. In *CCCG*, 2006.
2. C Bradford Barber, David P Dobkin, David P Dobkin, and Hannu Huhdanpaa. The quickhull algorithm for convex hulls. *ACM Transactions on Mathematical Software (TOMS)*, 22(4):469–483, 1996.
3. Michael Biro, Justine Bonanno, Roozbeh Ebrahimi, and Lynda Montgomery. Approximation algorithms for outlier removal in convex hulls. In *Proceedings of the 22nd Fall Workshop on Computational Geometry (FWCG 2012)*.
4. Christian Buchta. On the boundary structure of the convex hull of random points. *Adv. Geom.*, 12(1):79–190, 2012.
5. Timothy M Chan. Optimal output-sensitive convex hull algorithms in two and three dimensions. *Discrete & Computational Geometry*, 16(4):361–368, 1996.
6. Bernard Chazelle. On the convex layers of a planar set. *IEEE Transactions on Information Theory*, 31(4):509–517, 1985.
7. Bernard Chazelle. An optimal convex hull algorithm in any fixed dimension. *Discrete & Computational Geometry*, 10(4):377–409, 1993.
8. Bernard Chazelle and Jiří Matoušek. Derandomizing an output-sensitive convex hull algorithm in three dimensions. *Computational Geometry*, 5(1):27–32, 1995.
9. Ketan Dalal. Counting the onion. *Random Structures & Algorithms*, 24(2):155–165, 2004.

10. Sandip Das, Partha P Goswami, and Subhas C Nandy. Smallest k -point enclosing rectangle and square of arbitrary orientation. *Information Processing Letters*, 94(6):259–266, 2005.
11. Mark de Berg, Sergio Cabello, Otfried Cheong, David Eppstein, and Christian Knauer. Covering many points with a small-area box. *arXiv preprint arXiv:1612.02149*, 2016.
12. William F Eddy. Convex hull peeling. In *COMPSTAT 1982 5th Symposium held at Toulouse 1982*, pages 42–47. Springer, 1982.
13. Sarel Har-Peled. On complexity, sampling, and ϵ -nets and ϵ -samples. *Approximation Algorithm in Geometry*, 2010.
14. Sarel Har-Peled and Micha Sharir. Relative (p, ϵ) -approximations in geometry. *Discrete & Computational Geometry*, 45(3):462–496, 2011.
15. Sarel Har-Peled and Yusu Wang. Shape fitting with outliers. *SIAM Journal on Computing*, 33(2):269–285, 2004.
16. Meng He, Cuong P Nguyen, and Norbert Zeh. Maximal and convex layers of random point sets. In *Latin American Symposium on Theoretical Informatics*, pages 597–610. Springer, 2018.
17. David G Kirkpatrick and Raimund Seidel. The ultimate planar convex hull algorithm? *SIAM journal on computing*, 15(1):287–299, 1986.
18. Priya Ranjan Sinha Mahapatra. K -enclosing square or rectangle problem revisited. In *2011 3rd International Conference on Electronics Computer Technology*, volume 2, pages 42–46. IEEE, 2011.
19. Christian Schwarz, Jürgen Teich, Emo Welzl, and Brian Evans. On finding a minimal enclosing parallelogram. *International Computer Science Institute, Berkeley, CA, Tech. Rep. tr-94-036*, 1994.
20. Michael Segal and Klara Kedem. Enclosing k points in the smallest axis parallel rectangle. *Information Processing Letters*, 65(2):95–99, 1998.
21. Michiel Smid. Finding k points with a smallest enclosing square. 1993.
22. Godfried T Toussaint. Solving geometric problems with the rotating calipers. In *Proc. IEEE Melecon*, volume 83, page A10, 1983.
23. Frédéric Vivien and Nicolas Wicker. Minimal enclosing parallelepiped in 3d. *Computational Geometry*, 29(3):177–190, 2004.