

Massively Parallel Algorithms for Distance Approximation and Spanners

Amartya Shankha Biswas
CSAIL, MIT

Michal Dory
Technion

Mohsen Ghaffari
ETH Zurich

Slobodan Mitrović
CSAIL, MIT

Yasamin Nazari
Johns Hopkins University

Abstract

Over the past decade, there has been increasing interest in distributed/parallel algorithms for processing large-scale graphs. By now, we have quite fast algorithms—usually sublogarithmic-time and often $\text{poly}(\log \log n)$ -time, or even faster—for a number of fundamental graph problems in the massively parallel computation (MPC) model. This model is a widely-adopted theoretical abstraction of MapReduce style settings, where a number of machines communicate in an all-to-all manner to process large-scale data. Contributing to this line of work on MPC graph algorithms, we present $\text{poly}(\log k) \in \text{poly}(\log \log n)$ round MPC algorithms for computing $O(k^{1+o(1)})$ -spanners in the strongly sublinear regime of local memory. One important consequence, by letting $k = \log n$, is a $O(\log^2 \log n)$ -round algorithm for $O(\log^{1+o(1)} n)$ approximation of all pairs shortest path (APSP) in the near-linear regime of local memory. To the best of our knowledge, these are the first sublogarithmic-time MPC algorithms for computing spanners and distance approximation.

1 Introduction and Related Work

Processing large-scale data is one of the certain necessities of the future, and one for which we will rely more and more on distributed/parallel computation. Over the past two decades, we have witnessed the emergence and wide-spread usage of a number of practical distributed data processing frameworks, including MapReduce [DG08], Hadoop [Whi12], Spark [ZCF⁺10] and Dryad [IBY⁺07]. More recently, there has also been increasing interest in building a corresponding algorithmic toolbox for such settings. By now, there is a de-facto standard theoretical abstraction of these frameworks, known as the *Massively Parallel Computation* (MPC) model. The model was introduced first by Karloff et al. [KSV10] and refined later by Beam et al. [BKS13] and Goodrich et al. [GSZ11]. On a very high-level, the model assumes a number of machines, each with a memory capacity polynomially smaller than the entire data, which can communicate in an all-to-all fashion, in synchronous message passing rounds, subject to their memory constraints. We will later provide a precise description of the model.

At the center of the effort for building algorithmic tools and techniques for large-scale data processing has been the subarea of MPC *algorithms for graph problems*, e.g., [GSZ11, LMSV11, BKS13, ANOY14, BKS14, HP15, AG15, RVW16a, IMS17, CLM⁺18, Ass17, ABB⁺19, GGK⁺18, HLL18, BFU18, ASW18, BEG⁺18, ASS⁺18, BBD⁺19, BHH19, BDE⁺19, ASS⁺18, ASZ19, ABB⁺19, ASW19, GKMS19, GLM19, GU19, LMOS20, ILMP19, CFG⁺19, GKU19, GNT20]. Over the past few years, a large number of central graph problems have been studied and efficient MPC algorithms were provided for them—concretely, algorithms that are even exponentially faster than their classic parallel counterparts from the PRAM literature. For instance, this includes problems such as connected components, maximal forest, minimum spanning tree as well as matching approximation and maximal matching, maximal independent set, graph coloring, density-based decomposition, etc.

One fundamental category for which the progress in MPC has been slower is distance computations and, more generally, distance-related graph problems. To the best of our knowledge, for these problems there is no known MPC algorithm with sublogarithmic round complexity. In this paper, we provide the first algorithms with sublogarithmic round complexity in the MPC model for distance approximations and spanner computation. Recall that, as introduced by Peleg and Schagger [PS89], spanners are subgraphs with few edges that preserve distances, up to a certain multiplicative factor, known as the stretch.

Next, we explain the MPC model and then overview the recent progress on massively parallel graph algorithms, also the notion of spanners. Afterwards, we present our contributions.

1.1 Massively Parallel Computation

In the MPC model [KSV10, GSZ11, BKS13], we are given an input of size N which is arbitrarily distributed among a number of machines. Each machine has a memory of size $S = N^\alpha$ for some $0 < \alpha < 1$, known as the local memory or memory per machine. Since the data should fit in these machines, the number of machines is at least N/S , and often assumed to be at most $O(N/S \text{ poly}(\log N))$. Hence, the global memory—that is, the summation of the local memories across the machines—is $\tilde{O}(N)$. The machines can communicate in synchronous message-passing rounds, subject to the constraint that the total amount of messages a machine can communicate per round is limited by its memory S .

In the case of graph problems, given a graph $G = (V, E)$ the total memory N is $O(|E|)$ words. Ideally, we would like to be able to work with machines that have a small local memory, and still have only few rounds. However, as observed in previous graph algorithms, the task gets more complex as one reduces the local memory. Depending on how the local memory compares with the number of vertices $n = |V|$, there are three regimes that have been studied in the MPC model: The *strongly superlinear* regime where $S \geq n^{1+\varepsilon}$ for a constant $\varepsilon > 0$, the *near-linear* regime where $S = \tilde{O}(n)$, and the strongly sublinear regime where $S = n^\gamma$ for a positive constant $\gamma < 1$. We note that the algorithms that can work in this strongly sublinear memory regime are sometimes referred to as *scalable massively parallel algorithms*. Our focus will be on the more stringent regimes of near-linear and strongly sublinear memory.

1.2 Recent Work on Graph Problems in MPC

Early on [KSV10, BKS13], it was observed that MPC can simulate classic PRAM parallel algorithms (subject to conditions on the total amount of work) in the same time. This immediately led to $\text{poly}(\log n)$ round algorithms for a wide range of graph problems. The primary objective in the study of MPC algorithms has been to obtain significantly faster algorithms, e.g., with constant or $\text{poly}(\log \log n)$ round complexity. This was achieved initially for the strongly super-linear memory regime, for many problems, and over the past few years, there has also been significant progress on near-linear and strongly sublinear memory regimes. Let us provide a high-level overview in two categories, by problems.

One category is the problem of connected components and other related problems such as maximal forest, minimum-weight spanning tree, and minimum cut (in unweighted graphs). For the super-linear and even near-linear memory regimes, there are now $O(1)$ round algorithms [LMSV11, AGM12]. For the strongly sublinear memory regime, the best known is an $O(\log n)$ time algorithm [KSV10] that follows from Boruvka’s classic method [NMN01], and this complexity is widely believed to be optimal.¹ Recent work has improved the complexity for connected components to $O(\log D + \log \log n)$, where D denotes the graph diameter (per connected component) [ASS⁺18, BDE⁺19].

Another category is problems with a local nature (in the style of those studied frequently in the LOCAL model as symmetry breaking tasks), including maximum matching approximation, graph coloring with $\Delta + 1$ colors where Δ denotes the maximum degree, maximal independent set, vertex cover approximation, etc. For all of these, there are $O(1)$ algorithms in the super-linear memory regime [LMSV11, HLL18]. A recent line of work brought the complexity down to $O(\log \log n)$ also in the near-linear memory regime, for maximal matching approximation, vertex cover approximation and maximal independent set [CLM⁺18, G GK⁺18, ABB⁺19], and to $O(1)$ for coloring [ACK19, CFG⁺19]. There has been also some progress in the strongly sublinear memory regime, with $\tilde{O}(\sqrt{\log n})$ complexity for all of these problems except coloring [GU19], and $\Omega(\log \log n)$ round conditional lower bounds are known for them, conditioned on the aforementioned $\Omega(\log n)$ complexity of the connectivity problem [GKU19]. Finally, for the $\Delta + 1$ coloring problem, the state of the art is much faster and stands at $O(\log \log \log n)$ rounds [CFG⁺19, RG20].

Despite this enormous progress, for distance computations, which is one of the most central families of graph problems, we are not aware of any sublogarithmic-time algorithm. The known algorithms provide only $\text{poly}(\log n)$ round complexity. For instance, one can obtain a $\text{poly}(\log n)$ round algorithm for $1 + \varepsilon$ approximation of single source shortest paths (SSSP) in the sublinear memory regime of MPC, by adapting the PRAM algorithm of Cohen [Coh00]. While that algorithm requires $m^{1+\Omega(1)}$ global memory, recent PRAM results reduce that to $\tilde{O}(m)$ [Li20, ASZ20]. Among more recent work, Hajiaghayi et al. [HLSS19] give an all pairs shortest path (APSP) algorithm that runs $O(\log^2 n)$ rounds in strongly sublinear local memory, for certain range of edge weights, and uses a large polynomial global memory, which depends on exponents of matrix multiplication.

¹In fact often used as a hardness assumption for other conditional lower bounds, see e.g., [GKU19, LMOS20]. It is known that this $\Omega(\log n)$ complexity lower bounds for many natural algorithmic approaches [BKS13] but that proving it as a general $\Omega(\log n)$ lower bound would lead to a significant breakthrough in circuit complexity, refuting that $P \subset NC_1$ [RVW16b].

1.3 Spanners.

Given a graph $G = (V, E)$, a k -spanner is a (sparse) spanning subgraph H of G such that the distance between each pair of nodes in V on this subgraph H is at most k times their distances in the original graph G [Pel00]. It is known that every graph admits a $(2k - 1)$ -spanner of size $O(n^{1+1/k})$, for $k \geq 1$, and assuming Erdos girth conjecture, this tradeoff is also tight. Spanners have found many applications in various models, such as, in constructing sparsifiers in the streaming model [KW14], designing work-efficient PRAM algorithms [FL18], and transshipment based distance approximations in PRAM [Li20] and Congested Clique [BKKL17]. In the context of strongly sublinear memory MPC, [DN19] used spanners to obtain an exponential speed up in preprocessing of distance sketches (though, still requiring polylogarithmic rounds). In particular, they achieve this by using spanners in order to simulate non-work-efficient PRAM algorithms in MPC without using extra memory. In general, spanners can be applied to reduce use of resources such as communication and memory, for distance-related computation on denser graphs at the expense of accuracy.

1.4 Our Contribution

In this paper, we provide the first sublogarithmic time MPC algorithms for distance approximations and for constructing spanners. Our spanner construction works in the strongly sublinear memory regime, while for using them in distance approximation we need to move to the near-linear memory regime. Since, as stated, spanners are versatile tools that have found applications in various distance-related graph problems, we are hopeful that our spanner construction should also help in a wider range of problems.

Our main technical result below provides a family of algorithms, which demonstrate a general trade-off between the number of MPC rounds and the stretch of the resulting spanner.

Theorem 1.1. *Given a weighted graph G on n vertices and m edges, there is an algorithm that runs in $O(\frac{1}{\gamma} \cdot \frac{t \log k}{\log(t+1)})$ rounds of MPC and w.h.p. outputs a spanner of size $O(n^{1+1/k} \cdot \log k)$, and stretch $O(k^s)$ when memory per machine is $O(n^\gamma)$ for any constant $\gamma > 0$, and where $s = \frac{\log(2t+1)}{\log(t+1)}$. This algorithm uses total memory of $\tilde{O}(m)$.*

This spanner algorithm has a round complexity that is almost exponentially faster than the LOCAL model counterpart, e.g., [BS07], and works even in the sublinear memory regime of MPC. Indeed, our result can also be seen as an extension of the well-known spanner algorithm of [BS07]. Our algorithm has a slightly weaker stretch/size tradeoff, but requires exponentially fewer iterations. As the algorithm of [BS07] has been widely used in various models, we also anticipate that our techniques will also extend to other models, and are thus of interest beyond MPC.

Since the theorem statement in Theorem 1.1 might be complex due to the number of variables involved, we next state several interesting corollaries of this theorem.

Corollary 1.2. *Given a total memory of $\tilde{O}(m)$ and memory per machine being $O(n^\gamma)$, for any constant $\gamma > 0$, there is an MPC algorithm that w.h.p. outputs a spanner with the following guarantees in terms of round complexity, stretch and size:*

1. runs in $O(\log k)$ rounds, has $O(k^{\log 3})$ stretch and $O(n^{1+1/k} \cdot \log k)$ size;
2. runs in $O(2^{1/\varepsilon} \cdot \varepsilon^{-1} \cdot \log k)$ rounds, has $O(k^{1+\varepsilon})$ stretch and $O(n^{1+1/k} \cdot \log k)$ size;
3. runs in $O(\frac{\log^2 k}{\log \log k})$ rounds, has $O(k^{1+o(1)})$ stretch and $O(n^{1+1/k} \cdot \log k)$ size;
4. runs in $O(\frac{\log^2 \log n}{\log \log \log n})$ rounds, has $O(\log^{1+o(1)} n)$ stretch and $O(n \cdot \log \log n)$ size.

Moreover, and crucially for our distance approximation applications, our algorithms are applicable to weighted graphs.

The only other relevant prior work that we are aware of is a one of Parter and Yogev in the congested clique model, on constructing graph spanners in unweighted graphs [PY18] of $O(k)$ stretch. In Appendix A, we show how by building on this work one can obtain the following result.

Theorem 1.3. *Given an unweighted graph G on n vertices and m edges, there is an algorithm that in $O(\frac{1}{\gamma} \cdot \log k)$ MPC rounds w.h.p. outputs a spanner of size $O(n^{1+1/k} \cdot k)$ and stretch $O(k)$ when memory per machine is $O(n^\gamma)$, for any constant $\gamma > 0$. This algorithm uses a total memory of $\tilde{O}(m + n^{1+\gamma})$.*

It is worth noting that these round complexities are close to optimal, conditioned on a widely believed conjecture. This is because lower bounds in the distributed LOCAL model imply an $\Omega(\log k)$ conditional lower bound for the closely related problem of finding spanners with optimal parameters, i.e., $(2k - 1)$ -spanners with $O(n^{1+\frac{1}{k}})$ edges. Specifically, there is an $\Omega(k)$ lower bound for the problem in the LOCAL model [DGPV08], and as shown in [GKU19], this implies $\Omega(\log k)$ conditional lower bound in MPC with sublinear memory, under the conjecture that connectivity requires $\Omega(\log n)$ rounds.² Our algorithms have complexity of $\text{poly}(\log k)$ for near-optimal (up to a factor of $k^{o(1)}$) stretch which nearly matches the lower bound.

Distance Approximations As a direct and concrete corollary of our spanner construction in [Corollary 1.2](#), in the near-linear memory regime we get an $O(\log^2 \log n)$ -round algorithm for $O(\log^{1+o(1)} n)$ approximation of distance related problems, including all pairs shortest paths. Alternatively, we can obtain a faster algorithm that runs in $O(\log \log n)$ rounds, if we relax the approximation factor to $O(\log^{1+\varepsilon} n)$ for a constant $\varepsilon > 0$. See [Section 7](#) for full details. Our work leaves an intriguing open question.

Open Problem. *Can we compute a constant, or perhaps even $1 + o(1)$, approximation of all pairs shortest paths in $\text{poly}(\log \log n)$ rounds in the near-linear local memory regime of MPC?*

2 Overview of Our Techniques

In this section, we provide a high-level overview of our techniques. The starting point of our algorithms is a well-known $(2k - 1)$ -stretch spanner construction by Baswana and Sen [BS07], that runs in CRCW-PRAM with depth $O(k)$. Consequently, this algorithm can be simulated in $O(k)$ rounds in MPC. Our goal is to obtain algorithms that run in significantly fewer rounds of MPC, $o(k)$ or even $O(\log k)$, while incurring only a small penalty in the stretch.

2.1 High Level Description of [BS07]

We start by providing a high level description of the [BS07] algorithm. The algorithm proceeds by alternating between two main procedures – (1) cluster sub-sampling and (2) cluster growth. The initial clusters are *all* of the *singleton vertices*, and there are k (alternating) repetitions of both procedures.

cluster-sub-sampling: After the previous growth step, only a small fraction of the clusters are *sub-sampled* i.i.d. with probability p_S . Only these *sampled* clusters will participate in the next growth step.

cluster-growth: Each *sampled cluster* then grows to engulf all of its immediate neighboring vertices, that are not claimed by any other sampled cluster. Additionally, this procedure only keeps the lowest weight edge between a cluster and an adjacent vertex, and all other edges are discarded. At the end, the *radius* of the sampled clusters increase by one. After i iterations, the current clusters have a rooted tree structure (imagine a BFS tree), with depth i .

The analysis of [BS07] has two parts, providing an upper-bound on the stretch and the size of the constructed spanner:

1. The *stretch* is determined by the radius k (alternately, depth of the tree) of the *final clusters* (these are the ones with largest radius).
2. The *size* of the spanner (number of edges) is determined by the sampling probability. Specifically, a *cluster-growth* step will add $\Theta(\frac{n}{p_S})$ edges to the spanner, in expectation. Thus, [BS07] uses a fixed sampling probability $p_S = \frac{1}{n^{1/k}}$, in order to ensure a size of $\Theta(n^{1+1/k})$.

Note that [BS07] also has a second phase that finishes the construction by connecting all vertices to the remaining clusters, where edges are present. We do not include this in our discussion of techniques, because it remains essentially the same in our algorithms.

²The proof in [GKU19] is for MPC algorithms that are component-stable, see [GKU19] for the exact details.

2.2 Adding a New Contraction Procedure

The main novelty in our approach in comparison to [BS07] is the introduction of a third procedure.

Cluster-contraction: This procedure contracts all the current clusters into *super-nodes*, essentially obtaining a quotient graph. All subsequent *procedures* are performed on the contracted graph.

One important ramification is that the *number of nodes* n' in the contracted graph can be *much smaller* than the original – specifically, it depends on the previous sub-sampling steps and the corresponding probabilities. Recall from [Step 2](#), that the number of edges added to the spanner is $\Theta(\frac{n}{p_S})$. So, if n decreases, this gives us leeway to be more aggressive with the *cluster-sub-sampling* steps, by reducing the value of p_S . Another interpretation of this idea is the following: after contraction, it is as if we are constructing a spanner with better stretch on the remaining graph. We can afford this (in size) since we are now operating on a smaller (quotient) graph.

Running the *cluster-growth* procedure on a contracted graph also results in the cluster size growing much faster in each step (engulfing a single super node is the same as engulfing an entire cluster). This accelerated cluster growth (or equivalently rate of shrinking the quotient graph) is the main reason for the speedup in our algorithm.

On the other hand, contractions result in *loss of information* about the *internal structure* of the cluster, and thus, we incur extra stretch penalties. Our aim is to carefully balance out this loss with the cluster growth rate to get the best tradeoffs. We adjust this by tuning the sampling probabilities, and the intervals at which we perform contractions. Our various tradeoffs are hence a consequence of how much we grow a cluster before each contraction.

2.3 Incorporating *Cluster-contraction* to Obtain New Algorithms

Our general algorithms (in [Section 5.1](#)) achieve a range of tradeoffs, and are parameterized by t – the number of [BS07] steps before a contraction:

- (A) Assume that the number of *super-nodes* in the current graph is n' (originally n).
- (B) Repeat t times (essentially performing t iterations of [BS07]):
 1. Perform *cluster-sub-sampling* with $p_S = \frac{n'}{n^{1+1/k}}$:
Ensures that number of added edges $\frac{n'}{p_S} = O(n^{1+\frac{1}{k}})$. Setting $n' = n$ recovers the [BS07] sampling probability.
 2. Perform *cluster-growth* to increase the radius of each cluster by one unit in the *current graph*:
Note that the current graph may contain contracted clusters as *super-nodes*. Assuming that the internal radius of the *super-nodes* is r , the actual radius increase in the original graph can be as large as $2r + 1$ units (see [Fig. 1](#)).
- (C) Perform *cluster-contraction* on the most recent clusters (clusters become super-nodes).
This has the effect of reducing the number of clusters in the graph by a factor of p_S^t (probability of a specific cluster surviving for t repetitions of *cluster-sub-sample*). So, we get $n' \leftarrow n' \cdot p_S^t$.

Following are some example results we obtain for specific values of parameter t .

- ($t = k$): This one extreme case where there is *no contraction*, and the cluster radius only increases by 1 for k repetitions, thus recovering the [BS07] result. This is the *slowest* algorithm, but it achieves optimal stretch $2k - 1$.
- ($t = \sqrt{k}$): The immediate generalization involves exactly one contraction (analysis in [Section 3](#)), which occurs after the first set of \sqrt{k} iterations. A new sampling probability is introduced after the contraction (reduced size of graph). According to this probability, the remainder of the algorithm is actually just a normal \sqrt{k} stretch spanner construction. This algorithm attains $O(k)$ stretch, but it dramatically reduces the number of rounds to $O(\sqrt{k})$.
- ($t = 1$): This is the other extreme case (analyzed in [Section 4](#)), where the three procedures (sub-sample, grow, contract) are performed repeatedly one after another. i.e. the algorithm contracts immediately after a single “[BS07]-like step”. Consequently, the cluster radius grows exponentially, and the algorithm terminates after $\log k$ repetitions, yielding Item 1 of [Corollary 1.2](#). This is the *fastest* algorithm, but only achieves stretch $O(k^{\log 3})$.

One special interesting setting, which we also use for application in distance approximation, is when we set $t = \log k$. This leads to stretch $k^{1+o(1)}$ and requires only $O(\frac{\log^2 k}{\log \log k})$ rounds. The general tradeoffs can be found in [Section 5.1](#).

3 Cluster-Contraction Algorithm for Near-Optimal Spanners

As a warm-up, in this section we discuss an algorithm that takes $O(\sqrt{k})$ rounds and constructs a spanner with stretch $O(k)$ and size $O(\sqrt{k}n^{1+1/k})$ in unweighted graphs. Note that this simple algorithm is already significantly faster compared to [\[BS07\]](#), requiring only $O(\sqrt{k})$ rounds instead of $O(k)$ rounds.

Given an unweighted graph $G = (V, E)$ we compute a spanner of size $O(n^{1+1/k})$ with stretch $O(k)$. The high-level idea is as follows. We run the algorithm of [\[BS07\]](#) *twice*: in the first phase we perform the first $t = \Theta(\sqrt{k})$ iterations of [\[BS07\]](#) and stop. We will form a supergraph $\hat{G} = (\hat{V}, \hat{E})$ defined by setting each cluster \mathcal{C}_t to be a supernode, and will add an edge between supernodes $c_1, c_2 \in \hat{V}$ if the corresponding clusters are connected with at least one edge in the original graph G . Now, for $t' = \Theta(\sqrt{k})$, we compute a t' -spanner on G by running the [\[BS07\]](#) algorithm on the graph \hat{G} as a black-box, this requires only $t' = \sqrt{n}$ additional iterations. Next we describe these two phases in detail.

First Phase: Start with $\mathcal{R}_0 = V$, and $V' = V$, $E = E$. We will have a sequence of clusterings $\mathcal{R}_1 \supseteq \dots \supseteq \mathcal{R}_t$ for a parameter t (we will set $t = \sqrt{n}$). V' and E will be the set of vertices and edges that are not yet *settled*. In each iteration of the first phase, V' is the set of vertices with one endpoint in E .

1. Sample a set of clusters \mathcal{R}_i by choosing each cluster in \mathcal{R}_{i-1} with probability $n^{-1/k}$. Set $\mathcal{C}_i = \mathcal{R}_i$.
2. For all $v \in V'$:
 - (i) If v is adjacent to a sampled cluster \mathcal{R}_i , then add v to the closest $c \in \mathcal{C}_i$ and add one edge from $E(v, c)$ to the spanner. Discard (remove from E) all the edges in $E(v, c)$.
 - (ii) If v is not adjacent to any sampled clusters in \mathcal{R}_i , then for *each* neighboring cluster $c' \in \mathcal{C}_{i-1}$ add a single edge from $E(v, c')$ to the spanner, and discard all other edges between $E(v, c')$.
 - (iii) Remove the intra-cluster edges: remove all the edges with both endpoints in \mathcal{C}_i from E .

Second Phase: Define a supergraph $\hat{G} = (\hat{V}, \hat{E})$ by setting each cluster \mathcal{C}_t to be a node in \hat{G} and adding an edge in \hat{E} for each pair of adjacent clusters in \mathcal{C}_t . We then run a black-box algorithm for computing a $(2t' - 1)$ -spanner (e.g. by running the algorithm of [\[BS07\]](#)) on \hat{G} , for $t' = \sqrt{n}$.

Analysis Sketch. The high-level idea is that we are stopping the algorithm of [\[BS07\]](#) when there are $O(n^{1-1/\sqrt{k}})$ (or more generally $O(n^{1-t/k})$) clusters in \mathcal{C}_t . This means that the supergraph \hat{G} is significantly smaller, and now we can afford to compute a spanner with a better stretch on \hat{G} , for fixed size. The radius of the clusters at termination is $O(tt') = O(k)$, and thus the overall stretch is $O(k)$. To formalize this argument, we start with the size analysis.

Theorem 3.1. *The set of edges added by this algorithm is $O(\sqrt{k}n^{1+1/k})$.*

Proof. In the first phase we only add as many edges as the [\[BS07\]](#) algorithm does and the total number of edges is $O(tn^{1+1/k})$. In the second phase we will add $O(n^{1-t/k})^{1+1/t'}$ edges, which is $O(n^{1-1/k})$ for $t = t' = \sqrt{n}$. ■

We provide a brief argument for the stretch. A similar and more formal argument for similar claims will be presented in [Section 4](#).

We next provide the stretch analysis of the algorithm. We first argue that if an edge (u, v) is not added to the spanner, or discarded by the end of iteration i , then the endpoints u and v are in distinct clusters in \mathcal{C}_i . This would imply that we can only restrict our attention to the vertices that survive inside clusters. Otherwise, they are removed from V' .

Lemma 3.2. *Let $(u, v) \in E$ be an edge not added to the spanner. At the end of iteration i of the first phase, (u, v) is either discarded (removed from E), or both its endpoints belong to clusters in \mathcal{C}_i .*

Proof. Let $j \leq t$ be the first iteration in which at least one of u or v does not belong to \mathcal{C}_j . In other words, their cluster does not get *promoted* (i.e. is not a cluster subsampled at level j). W.l.o.g assume that u is the endpoint that is not part of any cluster in \mathcal{C}_j . In other words, u does not have any neighbouring sampled cluster in \mathcal{C}_j . By our assumption on j , we know that there exists a cluster $c_v \in \mathcal{C}_{j-1}$ that v belongs to. Hence if edge (u, v) is not added to the spanner, it must have been discarded in step 2 (ii). ■

We will also use the following property of the algorithm as shown in [BS07].

Lemma 3.3. *At iteration i of the first phase, all clusters \mathcal{C}_i have radius i .*

We now use the properties described to prove the overall stretch.

Theorem 3.4. *For each edge $(u, v) \in E$ not added to the spanner there is a path of length $O(k)$ between u and v .*

Proof. Let $(u, v) \in E$. From Lemma 3.2, by the end of the first phase, (u, v) is either discarded, or its endpoints belong to clusters in \mathcal{C}_t . We start by discussing the case it is discarded, we consider the following two cases.

Case 1: the edge (u, v) is removed in step 2 (i) or (ii). Assume w.l.o.g. that this edge was removed while processing node u . In this case, an edge (u, v') was added to the cluster $c_v \in \mathcal{C}_i$ that v belongs to. Given the fact that this cluster has radius i , we know that there is a path of length $2i + 1$ between u and v .

Case 2: (u, v) is removed in step (iii). Here u and v both are assigned to the same cluster, say $c \in \mathcal{C}_i$. This means (by Lemma 3.3) that there is a path of length at most i from u to center of c , and a path of length at most i from v to center of c . Thus there is a path of length at most $2i$ between u and v . Hence at the end of first phase all clusters have radius $2t$.

We next consider the case that by the end of the first phase, both of the endpoints of (u, v) belong to clusters in \mathcal{C}_t . If they belong to the same cluster by iteration t , then we know that there is a path of length $2t$ between u and v , since this cluster has radius at most t . Otherwise u and v belong to distinct clusters in \mathcal{C}_t , which we denote by c_u and c_v respectively. These clusters will be “supernodes” in \hat{V} . In other words, any vertex that is not part of clusters in \mathcal{C}_t is already processed and removed from V' . Therefore we can restrict our attention to vertices that are part of clusters in \hat{V} .

Since we construct a t' -spanner on \hat{G} , at the end of the second phase, there will be a path of length t' in \hat{G} between c_v and c_u . Since each of the clusters in \hat{G} have radius t at the time they get passed to the second phase, a path on \hat{G} with stretch $O(t')$ corresponds to a path in G with stretch $O(tt')$. The claim follows when $t = t' = \sqrt{n}$. ■

4 Cluster-merging Approach

Following the general paradigm of Baswana and Sen [BS07], our algorithm proceeds in two phases. In the first phase, the algorithm creates a sequence of growing clusters, where initial clusters are singleton vertices. This is similar to the first phase in the [BS07] algorithm, but has the following crucial differences:

- In each epoch, a sub-sampled set of clusters (from the previous epoch) expand, by engulfing *neighboring clusters* that were *not* sub-sampled. In [BS07], the sub-sampled clusters only engulf *neighboring vertices*.
- Consequently, the radius of our clusters increase by a factor of 3 (roughly) in every epoch, and thus the radius after epoch i is $\mathcal{O}(3^i)$. On the other hand, the cluster radius in [BS07] increments by 1 in each epoch, leading to a radius of i at the end of epoch i .
- The sub-sampling probability at epoch i is $n^{-\frac{2^i-1}{k}}$, i.e., the probabilities *decrease* as a *double exponential*, as opposed to [BS07], where the probabilities are always the same.
- Our algorithm proceeds for $\mathcal{O}(\log k)$ epochs as opposed to k epochs in [BS07].
- The final stretch we achieve is $\mathcal{O}(k^{\log 3})$, instead of $\mathcal{O}(k)$ as in [BS07].

Based on the aforementioned sampling probabilities, the final number of clusters will be $n^{1/k}$. Subsequently, we enter the second phase, where we add edges between vertices that still have un-processed edges and the final clusters. The final output is a set of edges E_S that represent the spanner.

The main benefit of our approach, compared to [BS07], is that it provides a significantly faster way of constructing spanners in MPC. Namely, the algorithm of [BS07] inherently requires $O(k)$ iterations and it is not clear how to implement it in $o(k)$ MPC rounds while not exceeding a total memory of $\tilde{O}(m)$. On the other hand, in Section 6 we show that each epoch of our algorithm can be implemented in $O(1)$ MPC rounds. This implies the above approach can be implemented in $O(\log k)$ MPC rounds.

4.1 Algorithm

In this section we describe the cluster-merging approach. We will use the following notation for inter-cluster edges.

Definition 4.1. We define $E(c_1, c_2)$ to be the set of edges in E that have one endpoint in cluster c_1 and the other endpoint in cluster c_2 . We will also abuse this notation, and use $E(v, c)$ to denote all edges between vertex v and cluster c .

Before a formal description of our algorithm, we also need two more definitions.

Definition 4.2. A cluster c is a set of vertices $V_c \in V$ along with a rooted tree $T(c) = (V_c, E_c)$. The “center” of the cluster is defined as the root of T (the oldest member), and the “radius” of the cluster is the depth of T (from the root).

Definition 4.3. A clustering of a graph $G = (V, E)$ is a partition of V into a set of disjoint clusters \mathcal{C} , such that for all $c, c' \in \mathcal{C}$, we have $V_c \cap V_{c'} = \emptyset$.

We next describe the two phases of our algorithm.

Phase 1: The first phase proceeds through $\log k$ epochs. Let \mathcal{C}_0 be the clustering of V where each $v \in V$ is a cluster. At a high-level, during epoch i , we sub-sample a set of clusters $\mathcal{R}^{(i)} \subseteq \mathcal{C}^{(i-1)}$, we will connect the clusters to each other as follows: Consider a cluster c that is *not* sampled at epoch i . If c does *not* have a *neighboring sampled cluster* in $\mathcal{R}^{(i)}$, we merge it with *each* of the (un-sampled) neighboring clusters in $\mathcal{C}^{(i-1)}$, using the lowest weight edge. On the other hand, if c has *at least one* neighboring sampled cluster, then we find the closest such cluster and merge it to c using the lowest weight edge, say e . Additionally, in the weighted case, we also add an edge to each of the other neighboring clusters, that are adjacent to c with an edge of *weight strictly lower than that of e* .

Throughout, we maintain a set E (initialized to E) containing the unprocessed edges. During each epoch, edges are removed from E . During execution, some edges from E are added to the set of spanner edges E_S , and some are discarded. Specifically, when we merge clusters c_1 and c_2 , only the lowest weight edge in $E(c_1, c_2)$ is added to the spanner E_S , and all other edges in $E(c_1, c_2)$ are discarded from E (the notation $E(\cdot, \cdot)$ is in Definition 4.1). We will use $E^{(i)}$ to denote the state of the set E at the end of epoch i . During epoch i , we also construct a set of edges $\mathcal{E}^{(i)} \subseteq E_S$, containing the edges that are used to connect (merge) *sampled* old clusters with *un-sampled* clusters to form the new ones $\mathcal{C}^{(i)}$.

At epoch i , for $i = 1 \dots \log k$, we perform the following steps:

- (1) Sample a set of clusters $\mathcal{R}^{(i)} \subseteq \mathcal{C}^{(i-1)}$, where each $c \in \mathcal{C}^{(i-1)}$ is chosen to be a member of $\mathcal{R}^{(i)}$ with probability $n^{-\frac{2^{i-1}}{k}}$. Initialize $\mathcal{E}^{(i)}$ to the subset of edges in $\mathcal{E}^{(i-1)}$ that are contained in some cluster $c \in \mathcal{R}^{(i)}$.
- (2) Consider a cluster $c \in \mathcal{C}^{(i-1)} \setminus \mathcal{R}^{(i)}$ that has a neighbor in $\mathcal{R}^{(i)}$. Let $\mathcal{N}^{(i)}(c) \in \mathcal{R}^{(i)}$ be the *closest neighboring sampled cluster* of c .
 - (a) Add the lowest weight edge $e \in E(c, \mathcal{N}^{(i)}(c))$ to both $\mathcal{E}^{(i)}$ and E_S and remove the entire set $E(c, \mathcal{N}^{(i)}(c))$ from E .
 - (b) For all clusters $c' \in \mathcal{C}^{(i-1)}$ adjacent to c with any edge of weight strictly less than e , add the lowest weight edge in $E(c, c')$ to E_S and then discard all the edges in $E(c, c')$ from E .
- (3) Consider a cluster $c \in \mathcal{C}^{(i-1)} \setminus \mathcal{R}^{(i)}$ that has *no* neighbor in $\mathcal{R}^{(i)}$. Let $\mathcal{C}' \subseteq \mathcal{C}^{(i-1)}$ be all the clusters of $\mathcal{C}^{(i-1)}$ in the *neighborhood* of c . For each $c_j \in \mathcal{C}'$ move the lowest weight edge in $E(c, c_j)$ to E_S and discard all edges in $E(c, c_j)$ from E .

- (4) The clustering $\mathcal{C}^{(i)}$ is formed by taking the clusters in $\mathcal{R}^{(i)}$, and then extending them using all the edges in $\mathcal{E}^{(i)}$ to absorb other clusters that are connected to $\mathcal{R}^{(i)}$ (using only edges in $\mathcal{E}^{(i)}$).
- Specifically, let $c \in \mathcal{R}^{(i)}$ be a sampled cluster, and let $\Delta^{(i-1)}(c) = \{\bar{c} \in \mathcal{C}^{(i-1)} \mid E(c, \bar{c}) \cap \mathcal{E}^{(i)} \neq \emptyset\}$ be the set of adjacent clusters that will be absorbed. Each such c results a new cluster $c' \in \mathcal{C}^{(i)}$, where c' has the same root node as c , and the tree $T(c')$ is formed by attaching the trees $T(\bar{c})$ (for each $\bar{c} \in \Delta^{(i-1)}(c)$), to the corresponding leaf node of the tree $T(c)$, using the appropriate edge in $E(c, \bar{c}) \cap \mathcal{E}^{(i)}$ (by construction, there is exactly one such edge).
- (5) Remove all edges $(u, v) \in E$ where u and v belong to the same cluster in $\mathcal{C}^{(i)}$. This set E at the end of the i^{th} epoch is denoted $E^{(i)}$. We then contract and form the new quotient graph (super-graph) and proceed to the next epoch.

Phase 2: In the second phase, let V' be the set of all endpoints of the remaining edges $E^{(\log k)}$. For each $v \in V'$ and each $c \in \mathcal{C}^{(\log k)}$, we add the lowest edge in $E(v, c)$ to E_S before discarding the edges in $E(v, c)$.

4.2 Analysis of Phase 1

We begin by showing that, for each edge $e = (u, v)$ that is discarded (not added to E_S), there exists a path from u to v in E_S , of weight at most $k \cdot w_e$ (see [Theorem 4.10](#)), i.e., the edge e is *spanned* by existing spanner edges in E_S . Next, in [Section 4.2.2](#), we show that the number of edges added to the spanner E_S during phase 1, is $\mathcal{O}(n^{1+1/k} \log k)$ in expectation (see [Theorem 4.13](#)).

4.2.1 Stretch Analysis

We begin by providing some definitions used throughout the analysis, and then get into a formal stretch analysis.

Definition 4.4 (Weighted-Stretch Radius). \mathcal{C} is a clustering of weighted-stretch radius r with respect to an edge set E in a graph G if and only if

- (A) For all $c \in \mathcal{C}$, the cluster c has radius at most r (equivalently, T_c has depth at most r).
- (B) For each edge $e = (x, v) \in E$ such that $x \in c \in \mathcal{C}$, all edges on the path from x to the root of T_c have weight less than or equal to w_e .

Definition 4.5 (Cluster of a vertex). For a vertex v , $\mathbf{c}^{(i)}(v)$ refers to the cluster of $\mathcal{C}^{(i)}$ containing v .

Definition 4.6 (Cluster center). For a vertex v , $\mathcal{F}^{(i)}(v)$ denotes the center of $\mathbf{c}^{(i)}(v)$.

First, an inductive argument shows that all the remaining edges in $E^{(i)}$ are between the current set of clusters $\mathcal{C}^{(i)}$.

Lemma 4.7. During the execution of Phase 1, any edge $e = (u, v) \in E$ at the end of epoch i is such that both end-points are members of distinct clusters in $\mathcal{C}^{(i)}$.

Proof. We prove this statement by induction.

Base case: Before the first epoch, $E = E$ and all the edges have endpoints in \mathcal{C}_0 since this is the set of all vertices.

Inductive hypothesis: Assume that at the beginning of epoch i , all edges in E have both endpoints in distinct clusters of $\mathcal{C}^{(i-1)}$.

Induction: Towards a contradiction, assume that there is an edge $e = (u, v) \in E$ that survives to the end of epoch i and has at least one endpoint that is not in any cluster of $\mathcal{C}^{(i)}$. Without loss of generality, assume that this endpoint is v . Note that $\mathbf{c}^{(i-1)}(v)$ and $\mathbf{c}^{(i-1)}(u)$ exists by the inductive hypothesis. (See [Definition 4.5](#) for the definition of $\mathbf{c}^{(i-1)}(\cdot)$.)

If $\mathbf{c}^{(i-1)}(v)$ is adjacent to any cluster in $\mathcal{R}^{(i)}$, then it would have been processed in [Step 2](#). Therefore, some edge between $\mathbf{c}^{(i-1)}(v)$ and $r \in \mathcal{R}^{(i)}$ was added to $\mathcal{E}^{(i)}$. In this case, $\mathbf{c}^{(i-1)}(v)$ will be absorbed into a new cluster in $\mathcal{C}^{(i)}$ (see [Step 4](#)), and consequently, v is also a member of $\mathcal{C}^{(i)}$. Hence, $\mathbf{c}^{(i-1)}(v)$ was not adjacent to any cluster in $\mathcal{R}^{(i)}$.

So, $\mathbf{c}^{(i-1)}(v)$ was processed in [Step 3](#). In this case, all edges in $E(\mathbf{c}^{(i-1)}(v), \mathbf{c}^{(i-1)}(u))$ were discarded (one of the edges was added to the spanner E_S), and hence this case could not happen neither. This

now leads to a contradiction (as **Step 2** or **Step 3** has to occur) and implies that both u and v belong to some clusters in $\mathcal{C}^{(i)}$.

It remains to show that u and v belong to distinct clusters of $\mathcal{C}^{(i)}$. But this follows directly from **Step 5**. \blacksquare

Next, we argue inductively that in each epoch the cluster radius grows by a factor of 3.

Theorem 4.8. *At the end of epoch i , $\mathcal{C}^{(i)}$ is a clustering of weighted-stretch radius (see **Definition 4.4**) at most $\frac{3^i-1}{2}$ with respect to the current set $\mathbf{E}^{(i)}$.*

Proof. We first prove Property (A) and then Property (B) of **Definition 4.4**. Each of the properties are proved by an inductive argument.

Property (A) of Definition 4.4. As a base case, notice that before the first epoch, each cluster has radius 0.

During epoch i , each cluster $c' \in \mathcal{C}^{(i)}$ is a union of a cluster $c \in \mathcal{R}^{(i)} \subseteq \mathcal{C}^{(i-1)}$, and some number of clusters in $\mathcal{C}^{(i-1)}$ that are adjacent to c . The root of cluster c' remains the same as the root of c . However, the radius of the cluster c' becomes the depth of the new rooted tree, which can be at most three times the old radius plus one (for the edge connecting the adjacent cluster). Thus the radius (not necessarily strong) of the new larger cluster is at most $3r + 1$, where r is the radius of $\mathcal{C}^{(i-1)}$. For an illustration, see **Fig. 1** and consider the distance between the center of cluster c and vertex x . Assuming that the inductive hypothesis is satisfied for $\mathcal{C}^{(i-1)}$ i.e., $r \leq \frac{3^{i-1}-1}{2}$, we see that the radius of $\mathcal{C}^{(i)}$ is at most $\frac{3^i-1}{2}$.

Note that this proof implies that Property (A) holds independently of Property (B).

Property (B) of Definition 4.4. As an inductive hypothesis, assume that the clustering $\mathcal{C}^{(i-1)}$ has weighted-stretch radius $\frac{3^{i-1}-1}{2}$ with respect to $\mathbf{E}^{(i-1)}$. Now, consider an edge $e = (x, y) \in \mathbf{E}^{(i)}$, such that $x \in c' \in \mathcal{C}^{(i)}$ and $y \notin c'$. Note that by **Lemma 4.7**, each edge $e \in \mathbf{E}^{(i)}$ is of this form, i.e., the endpoints of e belong to distinct clusters of $\mathcal{C}^{(i)}$. According to **Step 4**, cluster c' was formed from a sampled cluster $c \in \mathcal{R}^{(i)}$ that *engulfed* the adjacent clusters in $\Delta^{(i-1)}(c)$

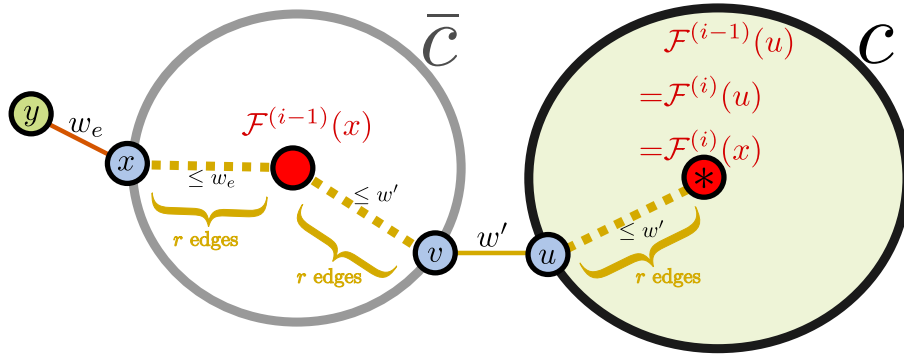


Figure 1: Sampled super-node c will engulf \bar{c} , which is also a supernode (not sampled). Both correspond to clusters of radius r .

Case $x \in \bar{c} \in \Delta^{(i-1)}(c)$: Let w' be the weight of the edge $(u, v) \in \mathcal{E}^{(i)}$ that connects $u \in T_c$ to $v \in T_{\bar{c}}$, and let w_e be the weight of the edge $e = (x, y)$ (see **Fig. 1**). We construct a path from x to $\mathcal{F}^{(i)}(x)$, by concatenating the following paths $x \rightarrow \mathcal{F}^{(i-1)}(x) \rightarrow v \rightarrow u \rightarrow \mathcal{F}^{(i)}(u) = \mathcal{F}^{(i)}(x)$. Since we know that the edge $e = (x, y)$ survived **Step 2b**, it must have weight at least as the edge (u, v) , i.e., $w' \leq w_e$. By the inductive hypothesis for level $i - 1$, all edges on the first two segments of the above path have weight at most w' . Similarly, the first two segments of the path only contain edges with weight at most w_e (again using the inductive hypothesis at $i - 1$). Furthermore, the number of edges on the path is at most $r + r + 1 + r = 3r + 1$, where r is the weighted-stretch radius of clustering at the previous epoch.

Case $x \in c$: Since $e = (x, y) \in E^{(i)} \implies (x, y) \in E^{(i-1)}$, the inductive hypothesis implies that the path from x to the root of T_c (the center is $\mathcal{F}^{(i-1)}(x) = \mathcal{F}^{(i)}(x)$) only uses edges of weight at most w_e . ■

Corollary 4.9. *The weighted-stretch radius of the final clustering $\mathcal{C}^{(\log k)}$ is $\frac{k^{\log 3} - 1}{2}$.*

Using Theorem 4.8, we show the following.

Theorem 4.10. *For all edges $e = (u, v)$ removed in Phase 1, there exists a path between u and v in E_S of weight at most $w_e \cdot k^{\log 3}$.*

Proof. Depending on when $e = (u, v)$ was removed from E , there are three cases to consider: **Step 2**, **Step 3** and **Step 5**. Before analyzing these cases, note that by Lemma 4.7 after a cluster is formed no edge is removed from it in the subsequent epochs. This fact will be important in the rest of this proof as when we show that there is a path between u and v of weight at most $k^{\log 3} \cdot w_e$, we will show that this path belongs to a cluster (or to two adjacent ones). Hence, once this path belongs to a cluster it also belongs to E_S .

Case e was removed in Step 2 in epoch i . Let $e_1 = (x, y)$ be the edge that was kept between $c^{(i-1)}(u)$ and $c^{(i-1)}(v)$. Let $x \in c^{(i-1)}(u)$ and $y \in c^{(i-1)}(v)$. Then, by Theorem 4.8 there exists a path from u to x within $c^{(i-1)}(u)$ of weight at most $2^{\frac{3^{i-1}-1}{2}} \cdot w_e$. Similarly, there is a path between v and y within $c^{(i-1)}(v)$ of weight at most $2^{\frac{3^{i-1}-1}{2}} \cdot w_e$. Since E_S also contains the edge e_1 and $w_{e_1} \leq w_e$ by Steps 2a and 2b, we have that E_S contains a path between u and v of weight at most $(2(3^{i-1}-1)+1) \cdot w_e < 3^i \cdot w_e \leq k^{\log 3} w_e$.

Case e was removed in Step 3 in epoch i . This case is analogous to the previous one.

Case e was removed in Step 5 in epoch i . Let $c \in \mathcal{C}^{(i)}$ be the cluster from which $e = (v_1, v_2)$ was removed. By construction, this edge is between two clusters c_1 and c_2 from $\mathcal{C}^{(i-1)}$ that are merged with c in this epoch. Assume that $v_1 \in c_1$. Let $e_1 = (x_1, x)$ be the edge via which c_1 was merged to c , and let $x_1 \in c_1$. Also, let $e_2 = (y_2, y)$ be the edge with which c_2 was merged with c , and let $y_2 \in c_2$. Since e was not removed before Step 5, it means that when c_1 and c_2 got merged with c the edge e was not discarded in Step 2b. This in turn implies that $w_e \geq w_{e_1}$ and $w_e \geq w_{e_2}$.

Now, similar to the analysis of Step 2, using Theorem 4.8 we have that there is a path in E_S between v_1 and x_1 of weight at most $(3^{i-1}-1) \cdot w_e$. Also, there is a path between x and y in E_S of weight at most $(3^{i-1}-1) \cdot w_{e_1} \leq (3^{i-1}-1) \cdot w_e$. Finally, there is a path between v_2 and y_2 in E_S of weight at most $(3^{i-1}-1) \cdot w_e$. Combining these together, E_S contains a path between v_1 and v_2 of weight at most $(3 \cdot (3^{i-1}-1) + 2) \cdot w_e = (3^i - 1) \cdot w_e \leq k^{\log 3} \cdot w_e$, as desired. ■

Stretch Analysis of Phase 2. Recall, that in the second phase, we let V' be the set of all endpoints of the *un-processed* edges in $E^{(\log k)}$. Subsequently, we add the lowest edge in $E(v, c)$ to E_S before discarding the edges in $E(v, c)$, for each $v \in V'$ and $c \in \mathcal{C}^{(\log k)}$.

Using the weighted stretch radius of the final clustering from Corollary 4.9, we can prove the following lemma, using an argument similar to Theorem 4.10. We omit the formal proof to avoid repetition.

Lemma 4.11. *For each edge $w_e = (v, c) \in V' \times \mathcal{C}^{(\log k)}$ removed in Phase 2, there exists a path between u and v in E_S of weight at most $w_e \cdot k^{\log 3}$.*

4.2.2 Size Analysis

Next, we provide an upper-bound on E_S . First, we upper-bound the number of clusters in each $\mathcal{C}^{(i)}$.

Lemma 4.12. *For each $i \leq \log k$, in expectation it holds $|\mathcal{C}^{(i-1)}| \in O\left(n^{1-\frac{2^{i-1}-1}{k}}\right)$.*

Proof. A cluster c belongs to $\mathcal{C}^{(i-1)}$ only if c was sampled to \mathcal{R}_j in Step 1 for each $1 \leq j \leq i-1$.

This happens with probability $\prod_{j=1}^{i-1} n^{-\frac{2^j-1}{k}} = n^{-\frac{2^i-1-1}{k}}$. Therefore, $\mathbb{E}[|\mathcal{C}^{(i-1)}|] = n^{1-\frac{2^i-1-1}{k}}$. ■

Building on Lemma 4.12 we obtain the following claim.

Theorem 4.13. *During Phase 1, in expectation there are $O(n^{1+1/k} \cdot \log k)$ edges added to E_S .*

Proof. Steps 1, 4 and 5 do not affect E_S . Hence, we analyze only the remaining steps.

Consider epoch i . Fix a cluster $c \in \mathcal{C}^{(i-1)}$ (which might or might not be in $\mathcal{R}^{(i)}$). We will upper-bound the number of edges that in expectation are added when considering c .

Let $p = n^{-\frac{2^{i-1}}{k}}$. Recall that each cluster c' is added from $\mathcal{C}^{(i-1)}$ to $\mathcal{R}^{(i)}$ independently and with probability p . Order the clusters c' of $\mathcal{C}^{(i-1)}$ adjacent to c in the non-decreasing order by the lowest-edge in $E(c, c')$. Consider the first A among those sorted clusters.

Taking into account both Steps 2 and 3, an edge from c to the A -th cluster is added to E_S if and only if all previous clusters are not sampled, which happens with probability $(1-p)^{A-1}$. Hence, the expected number of edges added by c is upper-bounded by $\sum_{A=1}^n (1-p)^{A-1} < \sum_{A=1}^{\infty} (1-p)^{A-1} = \frac{1}{p}$. Hence, we have that in expectation the number of edges added to the spanner when considering c is $O(1/p)$. \blacksquare

Size Analysis of Phase 2. Finally, As a corollary of Lemma 4.12, we see that in expectation $|\mathcal{C}^{(\log k)}| \in O(n^{1/k})$. Therefore, the number of edges added in Phase 2 is at most $|V'| \cdot |\mathcal{C}^{(\log k)}| \in O(n^{1+1/k})$. This concludes our spanner construction, and yields the main theorem.

5 General Trade-off between Stretch and Number of Rounds

In this section, we provide an algorithm that combines ideas of Section 3 and Section 4. We get a general tradeoff between number of rounds, and stretch. For instance, we can construct a spanner with stretch $k^{1+o(1)}$ in $\frac{\log^2(k)}{\log \log(k)}$ rounds. At a high-level, the algorithm runs in a sequence of epochs, and each epoch performs t iterations of [BS07].

We can imagine the algorithm of [BS07] as being one extreme of this tradeoff (when $t = k$). The algorithm of Section 3 generalizes this, by splitting the k iterations of [BS07] over two epochs, each with \sqrt{k} iterations. After the first set of \sqrt{k} iterations (the first epoch), we *contract the most recent clusters*, and then repeat \sqrt{k} iterations (the second epoch) on the contracted graph. Importantly, the second epoch uses different sampling probabilities – as if we were actually trying to construct a stronger $O(\sqrt{k})$ stretch spanner.

Meanwhile, the algorithm of Section 4 occupies the other extreme of our tradeoff. this algorithm immediately contracts after a single “[BS07]-like step”. Consequently, each step now becomes an “epoch”, and they all use different sampling probabilities. With $\log k$ epochs, this is the “fastest” algorithm in our tradeoff, and thus has the worst stretch.

In this section, we interpolate between these extremes by repeating the following two steps:

- In each epoch, we grow clusters till a certain radius t on the *quotient* graph, where each *super-node* in the graph is a contracted cluster from the previous epoch.
- At the end of an epoch, we contract the clusters of radius t to obtain the quotient graph for the next epoch, adjust the sampling probabilities and continue.

The parameter t can be varied, thus resulting in a family of algorithms that achieve our trade-offs. For instance, $t = 1$ corresponds to Section 4, $t = \sqrt{k}$ corresponds to Section 3, and $t = k$ brings us back to the algorithm of [BS07].

The idea behind the generalization is that now, the stretch (equivalently, the radius of clusters), rather than increasing by a *multiplicative* factor of 3 in each epoch (as it did in Section 4), now it grows by a factor of $(2t + 1)$ in each epoch. We again use the intuition that after each contraction, since the remaining graph is smaller in size, we can afford to grow clusters faster, and we adjust this rate by decreasing the sampling probabilities.

5.1 General Trade-off Algorithm

Let us first formalize the concept of a quotient graph before getting into the algorithm details:

Definition 5.1. Given a graph $G = (V, E)$ and a clustering \mathcal{C} , the quotient graph $\hat{G} = (\mathcal{C}, \hat{E})$, is defined as follows.³ Its vertices are the clusters, and there is an edge between two clusters $c, c' \in \mathcal{C}$, if there exist $v \in c, v' \in c'$ such that $(v, v') \in E$.

We next give a formal description of the algorithm. As can be expected, many of the steps inside each epoch is similar to the algorithms of previous sections and [BS07].

³The quotient graph is sometimes called a super-graph.

Phase 1: The first phase of the algorithm proceeds in $l = \log k / \log(t+1)$ epochs. Through the epochs, we create a sequence of clusterings $\mathcal{D}^{(1)}, \mathcal{D}^{(2)}, \dots, \mathcal{D}^{(l)}$, and graphs $G^{(0)} \supset G^{(1)} \supset \dots \supset G^{(l)}$. Here $G^{(0)} = G$, and $G^{(i)} = (V^{(i)}, E^{(i)}) = G^{(i-1)} / \mathcal{D}^{(i)}$ is the quotient graph induced by the i^{th} level clustering.

In what follows, we will use the term *vertex* to refer to a member of $V = V^{(0)}$ i.e. a vertex of the original graph. On the other hand, a *super-node* will refer to a member of any intermediate $V^{(i)}$ (including $V^{(0)}$).

Throughout the execution, we maintain a set of edges E . The state of this set at the end of epoch i is denoted as $E^{(i)}$, and $E^{(0)}$ is initialized to all the edges in G . During epoch i , edges are removed from $E^{(i-1)}$ to form $E^{(i)}$. Some of these removed edges are added to the set of spanner edges E_S , and the other ones are discarded.

At epoch i we perform the following steps:

- (A) Let $G^{(i-1)} = (V^{(i-1)}, E^{(i-1)})$ be the graph at this epoch, and let $\mathcal{D}_0^{(i)}$ be the initial clustering comprising of all singleton *super-nodes* i.e. $\mathcal{D}_0^{(i)} \stackrel{\text{def}}{=} \{\{v\} \mid v \in G^{(i)}\}$.

Now, we perform t iterations of Baswana-Sen on $G^{(i)}$ to obtain the final clustering $\mathcal{D}_t^{(i)}$. We also maintain a set of edges $\mathcal{E}_j^{(i)} \subseteq E_S$ at iteration j , where the edges in $\mathcal{E}_j^{(i)}$ induce the clustering at the j^{th} iteration. Henceforth, we will drop the superscript (i) when it is clear from context.

We will use the set $E_j^{(i)}$, (where $E_0^{(i)}$ is initialized to $E^{(i-1)}$), to denote the set of unprocessed edges at the end of iteration j . When clear from context, we will abbreviate this as E .

- (B) For $j = 1, 2, \dots, t$, iteration j proceeds as follows:

1. Sample a set of clusters $\mathcal{R}_j \subseteq \mathcal{D}_{j-1}$, where each $c \in \mathcal{D}_{j-1}$ is chosen to be a member of \mathcal{R}_j with probability $n^{-\frac{(t+1)^{i-1}}{k}}$. We also initialize \mathcal{E}_j to the subset of edges in \mathcal{E}_{j-1} that are contained in some cluster $c \in \mathcal{R}_j$.
2. Consider all (contracted) *super-nodes* $v \in G^{(i-1)} \setminus \mathcal{R}_j$ that are not in any sampled cluster. We define $\Gamma_j(v) \subseteq \mathcal{D}_{j-1}$ to be all the clusters of \mathcal{D}_{j-1} in the *neighborhood* of v .
3. For each super-node v , such that $\Gamma_j(v)$ intersects \mathcal{R}_j (i.e. super-nodes with some neighboring sampled cluster), let $\mathcal{N}_j(v) \in \mathcal{R}_j \cap \Gamma_j(v)$ be the *closest neighboring sampled cluster* of v .
 - Add the lowest weight edge e in $E(v, \mathcal{N}_j(v))$ to both \mathcal{E}_j and E_S and remove the entire set $E(v, \mathcal{N}_j(v))$ from E .
 - For all clusters $c \in \Gamma_j(v)$ adjacent to v with any edge of weight strictly less than e , Add the lowest weight edge in $E(v, c)$ to E_S and then discard all the edges in $E(v, c)$ from E .
4. For all super-nodes v , such that $\Gamma_j(v) \cap \mathcal{R}_j = \emptyset$ (i.e. super-nodes with no neighboring sampled cluster),
 - For each $c \in \Gamma_j(v)$ move the lowest weight edge in $E(v, c)$ to E_S and discard all edges in $E(v, c)$ from E .
5. The clustering \mathcal{D}_j is formed by taking each cluster in \mathcal{R}_j , and then extending it using the edges in \mathcal{E}_j , to absorb other *super-nodes* that are connected to \mathcal{R}_j (using only edges in \mathcal{E}_j). Specifically, for each $c \in \mathcal{R}_j$, we define $\Delta_j(c) = \{v \in V^{(i-1)} \mid E^{(i-1)}(v, c) \cap \mathcal{E}_j \neq \emptyset\}$ as the set of adjacent *super-nodes* that will be absorbed. Each such c results a new cluster $c' \in \mathcal{D}_j$, where c' has the same root super-node as c , and the tree $T(c')$ is formed by attaching each *super-node* $v \in \Delta_{j-1}$ to the corresponding leaf node of $T(c)$, using the appropriate edge in $E(c, \bar{c}) \cap \mathcal{E}_j$ (by construction, there is exactly one such edge). Note that this description is simpler than the one presented in [Step 4 in Section 4.1](#), because we are working in the intermediate graph $G^{(i)}$.
6. Remove all edges $(u, v) \in E$ where u and v belong to the same cluster in \mathcal{D}_j . This set E at the end of the j^{th} iteration (in the i^{th} epoch) is denoted by $E_j^{(i)}$.

- (C) Construct the quotient graph $G^{(i+1)} = G^{(i)} / \mathcal{D}_t^{(i)}$. For all pairs of *super-nodes* $u, v \in V^{(i)}$, we only keep the minimum weight edge between u and v in E (currently denoted by $E_t^{(i)}$). All other edges are discarded, and the final set at the end of the epoch is denoted by $E^{(i)}$.

Phase 2: In the second phase, let V' be the set of all endpoints of the remaining edges $E^{(l)}$. For each $v \in V'$ and $c \in \mathcal{D}_t^{(l)}$, we add the lowest edge in $E(v, c)$ to E_S before discarding the edges in $E^{(l)}(v, c)$.

5.2 Intermediate Graph Clusterings on Original Graph G

Notice that the clusterings $\mathcal{D}_j^{(i)}$ are defined on the intermediate graphs $G^{(i)}$. For the sake of clarity, we define the clustering $\mathcal{C}_j^{(i)}$, which is just the same $\mathcal{D}_j^{(i)}$, but on the original graph $G = G^{(0)}$. We achieve this by defining an operation that is essentially the inverse of the contraction being performed in [Step C](#). This operation allows us to define $\mathcal{C}_j^{(i)}$ recursively as follows:

Definition 5.2 (Composition of Clusterings). *Given a clustering $\mathcal{C}^{(i-1)}$ defined on $G^{(0)}$, and clustering $\mathcal{D}_j^{(i)}$ defined on the contracted graph $G^{(i)} = G/c^{(i)}$, we can obtain the corresponding $\mathcal{C}_j^{(i)}$, by replacing each super-node $v \in \mathbf{c}_v \in \mathcal{D}_j^{(i)}$ by the corresponding (older) cluster $\mathbf{c}_v^{(i-1)} \in \mathcal{C}^{(i-1)}$ (i.e. the super-node $v \in G^{(i)}$ was formed by contracting a cluster $\mathbf{c}_v^{(i-1)} \in \mathcal{C}^{(i-1)}$ in the original G). Specifically, we modify the tree $T(\mathbf{c}_v)$, by replacing each internal super-node v by the corresponding tree $T(\mathbf{c}_v^{(i-1)})$. Thus, the final tree (also the cluster) only contains vertices from $G = G^{(0)}$.*

We also need to specify how we obtain $\mathcal{C}^{(i)}$, and the following observation suffices.

Definition 5.3. *Since $\mathcal{C}_t^{(i)}$ corresponds to $\mathcal{D}_t^{(i)}$, and $G^{(i+1)} = G^{(i)}/\mathcal{D}_t^{(i)}$, and therefore, we define $\mathcal{C}^{(i)}$ to be the same as $\mathcal{C}_t^{(i)}$. As a base case, $\mathcal{C}^{(0)} \stackrel{\text{def}}{=} \mathcal{D}^{(0)}$ (singleton clusters).*

In the next section, we will see how the radius of the clusters is affected by the composition defined above. This should be reminiscent of [Theorem 4.8](#). First, we start with some definitions towards proving an analog of [Lemma 4.7](#).

Definition 5.4 (Cluster of a vertex). *For a vertex v in the original vertex set V , $\mathbf{c}_j^{(i)}(v)$ refers to the cluster of $\mathcal{C}_j^{(i)}$ containing v .*

Definition 5.5 (Cluster center). *For a vertex v , $\mathcal{F}_j^{(i)}(v)$ denotes the center of $\mathbf{c}_j^{(i)}(v)$.*

Lemma 5.6. *During the execution of Phase 1, for any un-processed edge $e = (u, v) \in \mathbf{E}_j^{(i)}$ at the end of iteration j in epoch i , both end-points u, v are members of distinct clusters in $\mathcal{C}_j^{(i)}$.*

Proof. The proof is essentially a combination of [Lemma 4.7](#) and [Lemma 3.2](#), and we proceed by induction on j . In the case that $i \neq 0, j = 0$, we note that the clusters in $\mathcal{C}_0^{(i)}$ correspond exactly to the clusters in $\mathcal{C}_t^{(i-1)}$. The edge set $\mathbf{E}_0^{(i)}$ is also just $\mathbf{E}_t^{(i-1)}$ under a re-labeling, and thus induction on j suffices.

Base case: Initially, $\mathbf{E}_0^{(0)} = E$, and all the edges have endpoints in $\mathcal{C}_0^{(0)}$, since it is comprised of singleton clusters $\{v\}$ for all vertices $v \in V^{(0)} = V$ (see [Step A](#)).

Inductive hypothesis: Assume that at the beginning of iteration j within epoch i , all edges in $\mathbf{E}_{j-1}^{(i)}$ have both endpoints in distinct clusters of $\mathcal{C}_{j-1}^{(i)}$.

In what follows, we will be working on the graph $G^{(i)}$ during the i^{th} epoch, and in general, we will drop the (i) super-script from all symbols.

Induction: Towards a contradiction, assume that there is an edge $e = (u, v) \in \mathbf{E}_j$ that survives to the end of iteration j , and has at least one endpoint that is not in any cluster of \mathcal{C}_j . Without loss of generality, assume that v is such a “problematic” endpoint. Note that since $\mathbf{E}_j \subseteq \mathbf{E}_{j-1} \implies (u, v) \in \mathbf{E}_{j-1}$, the inductive hypothesis implies that both $\mathbf{c}_{j-1}(v)$ and $\mathbf{c}_{j-1}(u)$ exist (see [Definition 5.4](#)).

If the *super-node* containing the “problematic” v is adjacent to any cluster in \mathcal{R}_j , then it would have been processed in [Step B3](#). Therefore, some edge between $\mathbf{c}_{j-1}(v)$ and $\mathcal{N}_j(v) \in \mathcal{R}_j$ would have been added to \mathcal{E}_j . In this case, the *super-node* containing v would be absorbed into a new cluster in \mathcal{C}_j , i.e. $v \in c \in \mathcal{C}_j$. Hence, in order to maintain the assumption that v is “problematic”, it must be the case that v was not adjacent to any cluster in \mathcal{R}_j .

What if the *super-node* containing v was processed in [Step B4](#)? In this case, all edges in $\mathbf{E}(v, \mathbf{c}_{j-1}(u))$ were discarded (one of the edges was added to the spanner E_S), and hence $(u, v) \notin \mathbf{E}_j$.

This implies that neither [Step B3](#) nor [Step B4](#) can have occurred, and therefore v must have been a member of some cluster in \mathcal{R}_j , which in turn implies that v must be a member of some $c \in \mathcal{C}_j$. This contradicts the assumption that v was “problematic”.

Thus, we can conclude that both u and v belong to some clusters in \mathcal{C}_j . It remains to show that u and v belong to *distinct* clusters of \mathcal{C}_j , which follows directly from [Step B6](#). \blacksquare

5.3 General Stretch Analysis

In this section, we provide a stretch analysis for our general algorithm. For this we need few more notations.

Definition 5.7. For any epoch $i \in [l]$ and any $j \in [t]$, we define $r_j^{(i)}$ to be the weighted-stretch radius of the clustering $\mathcal{C}_j^{(i)}$ with respect to the edge set $\mathbf{E}_j^{(i)}$. For the sake of convenience, we also define $r^{(i)} = r_0^{(i+1)} = r_t^{(i)}$.

Lemma 5.8. For any $i \in [l]$ and any $j \in [t]$, we have $r_j^{(i)} \leq r_{j-1}^{(i)} + 2r^{(i-1)} + 1$.

Proof. The proof proceeds analogous to the induction in [Theorem 4.8](#), where we claimed that the new radius of clustering is upper bounded by $r + 2r + 1$ (r being the radius of the previous clustering). This was illustrated in [Fig. 1](#). It is strongly recommended that one reads the proof of [Theorem 4.8](#) before this one, since we will be refer to it.

The difference in the general case, is that the clusters present at a certain iteration within the i^{th} epoch, do not have a radius that only depends on i . Instead, we now also have a dependence on the iteration number j .

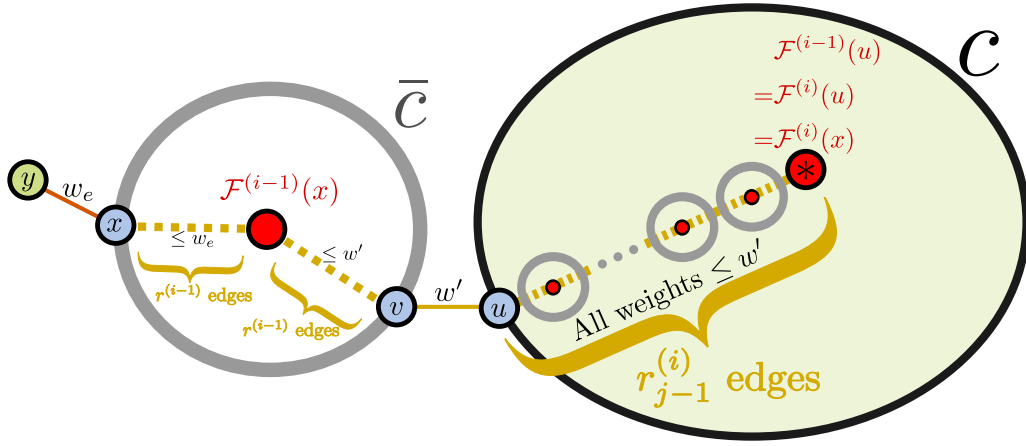


Figure 2: A figure used in the proof of [Lemma 5.8](#). Sampled super-node c will engulf \bar{c} , which is also a supernode (not sampled).

Specifically, following the proof of [Theorem 4.8](#), we consider a cluster c of radius $r_{j-1}^{(i)}$ that is about to engulf a *super-node* \bar{c} . Recall that each such *super-node* refers to a cluster in $\mathcal{D}_t^{(i-1)}$ (or rather in $\mathcal{C}_t^{(i-1)}$, since we are working in the original graph), that was *contracted* at the end of the $(i-1)^{th}$ epoch ([Fig. 2](#)), and thus has radius $r^{(i-1)}$. The grey circles in [Fig. 2](#) correspond to such *super-nodes*, each of which have weighted-stretch radius $r_t^{(i-1)} = r^{(i-1)}$ (this follows from inductive hypothesis).

To justify that $r_j^{(i)}$ satisfies the above recurrence, we have to show that the two properties in [Definition 4.4](#) hold for the clustering $\mathcal{C}_j^{(i)}$. The fact that Property (A) holds, should be clear from [Fig. 2](#). Specifically, the radius of the cluster $\mathcal{C}_j^{(i)}$ is at most one greater than the the radius of $\mathcal{C}_{j-1}^{(i)}$ and *twice* the radius of $\mathcal{C}^{(i-1)}$.

In order to show that Property (B) holds, we consider an edge $e = (x, y) \in \mathbf{E}_j^{(i)}$ such that $x \in c' \in \mathcal{C}^{(i)}$, and $y \notin c'$. We can use an argument similar to the one in [Theorem 4.8](#) ([Fig. 2](#) illustrates the analog of the first case in the proof of [Theorem 4.8](#)). We omit the details to avoid repetition. ■

Corollary 5.9. For any $i \in [l]$, we have $r^{(i)} \leq \frac{(2t+1)^i - 1}{2}$.

Proof. We solve the recurrence from [Lemma 5.8](#) by noticing the base case $r^{(0)} = 0$, and proceeding with

induction.

$$\begin{aligned}
r^{(i)} &= r_t^{(i)} \leq r_{t-1}^{(i)} + 2r^{(i-1)} + 1 \\
&\leq r_{t-2}^{(i)} + \left(2r^{(i-1)} + 1\right) \\
\implies r^{(i)} &\leq r_0^{(i)} + t \left(2r^{(i-1)} + 1\right) = r^{(i-1)} + t \left(2r^{(i-1)} + 1\right) \\
&= (2t+1) \cdot r^{(i-1)} + t \\
&= (2t+1) \cdot \frac{(2t+1)^{i-1} - 1}{2} + t = \frac{(2t+1)^i - 1}{2}
\end{aligned}$$

■

Corollary 5.10. *The final clustering $\mathcal{C}^{(l)}$ has weighted-stretch radius $\frac{k^s-1}{2}$ w.r.t. $E^{(l)}$, where $s = \frac{\log(2t+1)}{\log(t+1)}$*

Proof. Substituting the value of $l = \frac{\log k}{\log(t+1)}$, we see that $r^{(l)} = (2t+1)^l = (2t+1)^{\frac{\log k}{\log(t+1)}} = 2^{\frac{\log k \log(2t+1)}{\log(t+1)}} = k^{\frac{\log(2t+1)}{\log(t+1)}}$. ■

Since Definition 4.4 only requires an upper bound on the radius, the above Corollary 5.10 implies that any intermediate clustering $\mathcal{C}_j^{(i)}$ also has weighted-stretch radius $\frac{k^s-1}{2}$.

Theorem 5.11. *For any edges $e = \{u, v\}$ of weight w_e removed in Phase 1, there exists a path $\mathcal{P}_e \in E_S$ of total weight at most $2k^s \cdot w_e$, between u and v , where $s = \frac{\log(2t+1)}{\log(t+1)}$.*

Proof. The proof proceeds similarly to that of Theorem 4.10. Edges are discarded in Step B3, Step B4, Step B6, or Step C.

Case $e(v, u)$ was removed in Step B3, Step B4, or Step C. While these removals are slightly different, they all share a common structure, which is illustrated in Fig. 3. Specifically, when removing an edge $e = (v, u) \in E^{(0)}$, the algorithm considers $c_v, c_u \in \mathcal{C}^{(i)}$ such that $v \in c_v, u \in c_u$, and it adds edge $e' = (v', u') \in E(c_v, c_u)$ to the spanner E_S , before discarding all the edges in $E(c_v, c_u)$ (including e). Since e' is always chosen to be the lowest weight edge, we have $w_{e'} \leq w_e$. We also define $\mathcal{F}_v, \mathcal{F}_u$ to be the centers of the c_v, c_u respectively. Assuming that c_v and c_u have weighted-stretch radius r_1, r_2 respectively (see Fig. 3), we know that there is a path $\mathcal{F}_v \rightarrow v' \rightarrow u' \rightarrow \mathcal{F}_u$ of weight at most $w_{e'}(r_1 + 1 + r_2)$ that use only edges in E_S . Similarly, we know that there are paths $v \rightarrow \mathcal{F}_v$ and $\mathcal{F}_u \rightarrow u$ of total weight at most $w_e(r_1 + r_2)$, again using only spanner edges. Fig. 3 illustrates this construction. So, we can conclude that the discarded edge of weight w_e can be replaced by a path of total weight at most $w_e(2r_1 + 2r_2 + 1)$. Since Corollary 5.10 states that $r_1, r_2 \leq \frac{k^s-1}{2}$, we conclude that the stretch of edge e is at most $2k^s$.

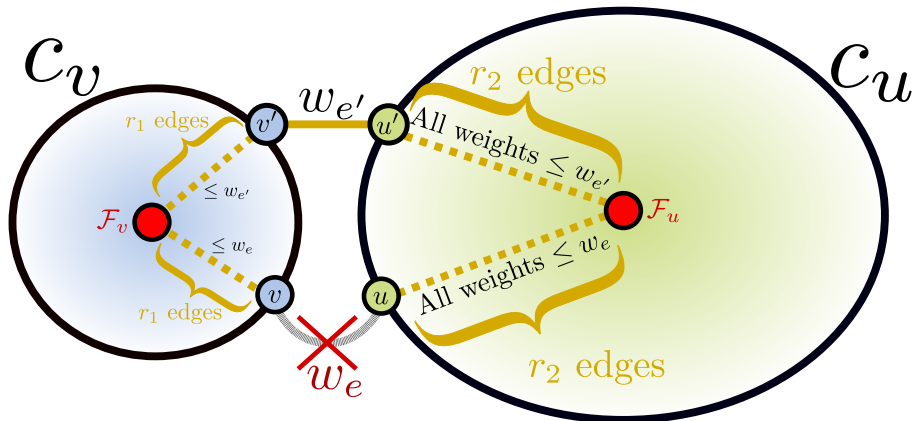


Figure 3: A figure used in the proof of Theorem 5.11.

Case $e = (v, u)$ was removed in Step B6 in epoch i , iteration j . Let $c \in \mathcal{C}^{(i)}$ be the cluster from which e was removed. This means that both v and u were absorbed into the same sampled cluster $c_e \in \mathcal{R}_j$ with center \mathcal{F}_e . Since (v, u) was not added to the spanner at Step B3 while processing the *super-node* containing v , the edge $e' = (v, v')$ that was actually added must have weight $w_{e'} \leq w_e$ (note that $v' \in c_e$). Assuming that the cluster c_e has *weighted-stretch radius* r , we can conclude that there is a path $v \rightarrow v' \rightarrow \mathcal{F}_e$, of total weight $\leq (1+r) \cdot w_e$, only using edges in E_S . Similarly, since (v, u) was also not added to E_S while processing the *super-node* containing u , we can conclude that there is a path $u \rightarrow u' \rightarrow \mathcal{F}_e$, of total weight $\leq (1+r) \cdot w_e$, only using edges in E_S . Concatenating these two paths, we see that e has stretch at most $(2r+2) \leq k^s$. ■

Finally, we can use a very similar argument to the stretch analysis in Lemma 4.11 for edges removed in Phase 2. It follows that the overall stretch of our spanner algorithm is $O(k^s)$.

5.4 General Size Analysis

We now upper-bound the size of a spanner constructed by the algorithm from this section. The analysis presented here is in many similar to the one given in Section 4.2.2. The following claim is similar to Lemma 4.12.

Lemma 5.12. *At the end of epoch i , the number of super-nodes in the graph $G^{(i)}$ (which is the same as the number of clusters $\mathcal{D}_t^{(i)}$), is $O\left(n^{1-\frac{(t+1)^i-1}{k}} + \log n\right)$ in expectation.*

Proof. A cluster $c \in \mathcal{D}_t^{(i-1)}$ belongs to $\mathcal{D}_t^{(i)}$ only if c was sampled to $\mathcal{R}_j^{(i)}$ in Step B1 for each $1 \leq j \leq t$. This happens with probability $\prod_{j=1}^t n^{-\frac{(t+1)^{j-1}-1}{k}} = n^{-t \cdot \frac{(t+1)^i-1}{k}}$. So, the probability that a specific vertex $v \in V^{(0)}$ survives in $V^{(i)}$ is:

$$\Pr[v \in V^{(i)}] = \prod_{i'=1}^i n^{-t \cdot \frac{(t+1)^{i'-1}-1}{k}} = n^{-\frac{(t+1)^i-1}{k}} \implies \mathbb{E}[|V^{(i)}|] = n^{1-\frac{(t+1)^i-1}{k}}$$

■

Corollary 5.13. *The expected number of super-nodes in the final contracted graph $G^{(l)}$ is $\mathcal{O}(n^{1/k})$.*

Lemma 5.14. *During Phase 1, in expectation there are $O(n^{1+1/k} \cdot (l+t))$ edges added to E_S .*

Proof. We first analyze the contribution of Step A and then the contribution of Step B to the size of spanner across all the epochs.

Analysis of Step A. Let n_i be the number of super-nodes at the beginning of epoch i . Then, by following [BS07] analysis, this step adds $O(n_i^{1+1/k} \cdot t)$ edges to the spanner. So, by Lemma 5.12 we have that across all the epochs this step adds the following number of edges to the spanner

$$\begin{aligned} \sum_{i=1}^l O(n_i^{1+1/k} \cdot t) &= \sum_{i=1}^l O\left(n^{(1-\frac{(t+1)^{i-1}-1}{k})(1+1/k)} \cdot t\right) \\ &\in O\left(n^{1+1/k} \cdot t\right) \sum_{i=1}^l n^{-\frac{(t+1)^{i-1}-1}{k}} \\ &= O\left(n^{1+1/k} \cdot t\right). \end{aligned}$$

Analysis of Step B. Fix an epoch i . Observe that by letting $t = 1$, then this step corresponds to the algorithm given in Section 4.1. Hence, the size analysis of this case will be similar to that in Theorem 4.13. We now discuss the differences.

Notice that the proof of Theorem 4.13 is parameterized by p . In our case, $p = n^{-\frac{(t+1)^i-1}{k}}$. Following the same analysis as in Theorem 4.13, a cluster c considered at iteration j of epoch i in expectation adds $O(1/p)$ edges to E_S . Observe that p is the same throughout the entire epoch. We now sum contributions

of the clusters across all iterations. By applying [Lemma 5.12](#) and the fact that a cluster proceeds from iteration x to iteration $x + 1$ with probability p , we derive

$$O(1/p) \cdot \sum_{j=1}^t O\left(n^{1-\frac{(t+1)^{j-1}-1}{k}}\right) \cdot p^{j-1} \in O(1/p) \cdot O\left(n^{1-\frac{(t+1)^t-1}{k}}\right) = O\left(n^{1+1/k}\right).$$

Since there are l epochs, the claim for this step follows. \blacksquare

Finally, we analyze the number of edges added in the second phase to conclude the size argument. Recall that $l = \frac{\log k}{\log(t+1)}$. Re-phrasing [Corollary 5.13](#) in the terms defined in [Section 5.2](#), we see that the expected number of clusters in the final $\mathcal{C}^{(l)}$ is:

$$|\mathcal{C}^{(l)}| = O\left(n^{1-\frac{(t+1)^l-1}{k}}\right) = O\left(n^{1-\frac{k-1}{k}}\right) = O\left(n^{1/k}\right)$$

6 Implementation in MPC

The implementation of the algorithms described is straightforward when memory per machine is $\Theta(n)$. In this case, each node along with all of its incident edges can be assigned to one machine. We can maintain a label at each edge to determine whether it is discarded or added to the spanner, and a label for each node corresponding to the largest level cluster it belongs to. Nodes can maintain all of these information simply by communicating with their neighbors in each round, which is straightforward when memory per machine is $\Theta(n)$. Maintaining these labels and performing contractions and merges is somewhat more complicated in the low memory regime, since edges incident to a node may not fit into one machine. Hence, the low memory regime is our main focus for the rest of this section.

Input Configuration. We will create and maintain the following configuration of the input throughout the algorithm: Given a graph $G = (V, E)$, the goal is to store all the edges incident to each node v in a contiguous group of machines (based on machine ID), which we denote by $M(v)$. We also denote a designated machine in the set $M(v)$ by *the leader*, that represents the node. This could for instance always be the first machine in the set.

Through out the algorithm we will append each edge with certain labels (e.g., “corresponding to a cluster”, “corresponding to a supernode”, etc). In order to create such a setting we can use several subroutines from previous work. The following subroutines can all be implemented in $O(1/\gamma)$ rounds when memory per machine is $O(n^\gamma)$, for any constant $\gamma > 0$.

- **SORT** ([\[GSZ11\]](#)). Given a set of N comparable items, the goal is to have the items sorted on the output machines, i.e., the output machine with smaller ID holds smaller items.
- **FIND MINIMUM** (v) (e.g., [\[DN19\]](#)). Finds the minimum value over the set of machines $M(v)$, i.e., machines containing edges incident to node $v \in V$.
- **BROADCAST** (b, v) (e.g., [\[DN19\]](#)). Broadcasts a message b to all machine in $M(v)$.

Most of these subroutines can be implemented using an (implicit) aggregation tree, with branching factor n^γ , where the machines in $M(v)$ are the leaves. In each round, the aggregate function is computed over a set of n^γ nodes in this tree and moved up to the higher levels (e.g. in case of find minimum), or moved down the tree (in case of broadcast). For more details on these standard technique, see [\[GSZ11\]](#).

First, using sorting and indexing subroutines we can create the configuration described above. This can be done by sorting the edges of form (u, v) based on ID of the first node in the tuple. We also assume w.l.o.g that pairs (u, v) and (v, u) are present in the input for each undirected edge. Any time one of these tuples, say (u, v) changes (or adds) a label, this label is also added to the machine containing (v, u) by using the sort subroutine again but based on the *smallest ID* of the two endpoints. In this case the tuples (u, v) and (v, u) will be place in the same machine (or machines next to each other) and the new labels can be updated for both tuples. After this process, we will sort the input again based on the ordered pairs to return to the initial configuration.

In addition to the standard subroutines described, for implementing our algorithm in MPC we also need the following subroutines:

- **CLUSTERING**: Each node maintains a label corresponding to the highest level cluster it belongs to.

- MERGE: Merging two clusters into one cluster.
- CONTRACTION: Creating a supergraph by contracting a set of clusters to form supernodes and the corresponding superedges.

Lemma 6.1. *Subroutines clustering, merge and contraction (as described above) can be implemented in $O(1/\gamma)$ rounds of MPC, when memory per machine is $O(n^\gamma)$, for any constant $\gamma > 0$.*

Proof. Each of these operations can be performed by creating and updating labels for each edge. In particular, we will maintain tuples of form $((u, v), \mathcal{I}_u, \mathcal{I}_v, i)$, where i represents the highest level cluster center, and \mathcal{I}_u represents the ID of the cluster center node u belongs to.

CLUSTERING. Whenever the level of a cluster increments, we first update the level label of the cluster center. Then we can sort all the tuples by the cluster center ID of the first endpoint and increment the corresponding label. We can then repeat the process again the second endpoint.

MERGE. The merge operation can be performed similarly by relabeling the ID of the center for each edge that is merging into the another cluster.

CONTRACTION. For this operation, we again use the sorting subroutine to group all the nodes in a cluster to a contiguous set of machines that are simulating a supernode. We can then relabel the edge tuples so that (u, v) is replaced with (\hat{u}, \hat{v}) , where \hat{u} and \hat{v} are IDs of the cluster centers that were contracted. Hence each edge is replaced with a new tuple corresponding to the two supernodes that its endpoints belong to.

At the end of each of these operations, we will sort the tuples again based on (possibly new) edge tuples to get back to the initial configuration, where all edges incident to a node (or supernode) are in adjacent. All of these steps can also be done in $O(1/\gamma)$ rounds when memory per machine is $O(n^\gamma)$. ■

We will now argue how using these subroutines, we can implement the algorithm of [Section 5](#), and implementation of the algorithms of [Section 4](#) and [Section 3](#) will immediately follow.

Theorem 1.1. *Given a weighted graph G on n vertices and m edges, there is an algorithm that runs in $O(\frac{1}{\gamma} \cdot \frac{t \log k}{\log(t+1)})$ rounds of MPC and w.h.p. outputs a spanner of size $O(n^{1+1/k} \cdot \log k)$, and stretch $O(k^s)$ when memory per machine is $O(n^\gamma)$ for any constant $\gamma > 0$, and where $s = \frac{\log(2t+1)}{\log(t+1)}$. This algorithm uses total memory of $\tilde{O}(m)$.*

Proof. We now describe how operation needed for a single iteration of the our algorithm can be implemented in MPC with $O(n^\gamma)$ memory per machine using the subroutines described. Sampling is straightforward: each cluster center will be subsampled with probability $n^{\frac{(t+1)^{t-1}}{k}}$ (at iteration t of the i -th epoch), and using the CLUSTERING subroutine, as described in [Lemma 6.1](#), all other nodes in the subsampled cluster will update their labels.

Recall that we always maintain the configuration in which the edges of each node are grouped in a contiguous set of machines at any time for the *quotient graph* of each epoch. This allows us to discard edges or add edges to the spanner in a straightforward way by maintaining another label for each edge.

In [Step B3](#) and [Step B4](#), we use the subroutine $\text{FIND MIN}(v)$ to find the minimum weight edge among a subset of nodes incident to a given node v .

After each iteration we will perform a MERGE operation, and at the end of each epoch we will perform a CONTRACTION operation. All of these operation can be performed in $O(1/\gamma)$ rounds.

Finally, for the overall number of rounds, recall that the algorithm proceeds in $\ell = \frac{\log k}{\log(t+1)}$ epoches. For each epoch we run t iterations of a set of operations all of which takes $O(1/\gamma)$ rounds based on the subroutines explained. Hence, overall the algorithm takes $O(\frac{1}{\gamma} \cdot \frac{t \log k}{\log(t+1)})$ rounds. ■

7 Application for Approximate Shortest Paths

While we focused on constructing spanners in a setting where each machine has a memory of sublinear size, the same algorithm also works for the less restrictive setting of MPC with linear memory, e.g., we can consider each machine as subdivided into multiple machines of less memory. The advantage in this model is that if we build a spanner of near-linear size, we can allow to store it on one machine which leads to a $\text{poly}(\log n)$ -approximation for the all pairs shortest paths (APSP) problem. We next elaborate on it.

As a reminder, our algorithm builds a spanner of size $O(n^{1+1/k} \cdot \log k)$ in $\text{poly}(\log k)$ rounds. Plugging in $k = \log n$ gives a construction of spanner of near-linear size and $\text{poly}(\log n)$ stretch in $\text{poly}(\log n)$

time. Since the spanner has size $O(n \log \log n)$, if we allow each machine to have $\tilde{O}(n)$ memory, we can just send the whole spanner to one machine. As the spanner has paths with stretch $\text{poly}(\log n)$ between all pairs of vertices, this gives $\text{poly}(\log n)$ approximation for APSP, summarized as follows.

Corollary 7.1. *There is a randomized algorithm that w.h.p computes $O(\log^s n)$ -approximation for APSP in weighted undirected graphs, and runs in $O(\frac{t \log \log n}{\log(t+1)})$ rounds of MPC, when memory per machine is $\tilde{O}(n)$, and where $s = \frac{\log(2t+1)}{\log(t+1)}$. This algorithm uses total memory of $\tilde{O}(m)$.*

As two special cases, this gives $O(\log^{\log^3} n)$ -approximation in $O(\log \log n)$ time, and $O(\log^{1+o(1)} n)$ -approximation in $O(\log^2 \log n)$ time.

References

- [ABB⁺19] Sepehr Assadi, MohammadHossein Bateni, Aaron Bernstein, Vahab S. Mirrokni, and Cliff Stein. Coresets meet EDCS: algorithms for matching and vertex cover on massive graphs. In Timothy M. Chan, editor, *Proc. Symposium on Discrete Algorithms (SODA)*, pages 1616–1635, 2019.
- [ACK19] Sepehr Assadi, Yu Chen, and Sanjeev Khanna. Sublinear Algorithms for $(\Delta + 1)$ Vertex Coloring. In *Proceedings 30th Annual ACM-SIAM Symposium on Discrete Algorithms (SODA)*, 2019.
- [AG15] Kook Jin Ahn and Sudipto Guha. Access to data and number of iterations: Dual primal algorithms for maximum matching under resource constraints. In *SPAA*, pages 202–211, 2015.
- [AGM12] K. J. Ahn, S. Guha, and A. McGregor. Analyzing graph structure via linear measurements. In *Proceedings of the 23rd Annual ACM-SIAM Symposium on Discrete Algorithms (SODA)*, pages 459–467, 2012.
- [ANOY14] Alexandr Andoni, Aleksandar Nikolov, Krzysztof Onak, and Grigory Yaroslavtsev. Parallel algorithms for geometric graph problems. In *Proc. Symposium on Theory of Computation (STOC)*, pages 574–583, 2014.
- [Ass17] Sepehr Assadi. Simple round compression for parallel vertex cover. *arXiv preprint arXiv:1709.04599*, 2017.
- [ASS⁺18] Alexandr Andoni, Clifford Stein, Zhao Song, Zhengyu Wang, and Peilin Zhong. Parallel graph connectivity in log diameter rounds. In *Proc. Foundations of Computer Science (FOCS)*, pages 674–685, 2018.
- [ASW18] Sepehr Assadi, Xiaorui Sun, and Omri Weinstein. Massively parallel algorithms for finding well-connected components in sparse graphs. *arXiv preprint arXiv:1805.02974*, 2018.
- [ASW19] Sepehr Assadi, Xiaorui Sun, and Omri Weinstein. Massively parallel algorithms for finding well-connected components in sparse graphs. In Peter Robinson and Faith Ellen, editors, *Proc. Principles of Distributed Computing (PODC)*, pages 461–470, 2019.
- [ASZ19] Alexandr Andoni, Clifford Stein, and Peilin Zhong. Log diameter rounds algorithms for 2-vertex and 2-edge connectivity. In Christel Baier, Ioannis Chatzigiannakis, Paola Flocchini, and Stefano Leonardi, editors, *Proc. ICALP*, volume 132, pages 14:1–14:16, 2019.
- [ASZ20] Alexandr Andoni, Clifford Stein, and Peilin Zhong. Parallel approximate undirected shortest paths via low hop emulators. In *Proc. Symposium on Theory of Computation (STOC)*, 2020.
- [BBD⁺19] Soheil Behnezhad, Sebastian Brandt, Mahsa Derakhshan, Manuela Fischer, MohammadTaghi Hajiaghayi, Richard M. Karp, and Jara Uitto. Massively parallel computation of matching and MIS in sparse graphs. In Peter Robinson and Faith Ellen, editors, *Proc. Principles of Distributed Computing (PODC)*, pages 481–490, 2019.
- [BDE⁺19] Soheil Behnezhad, Laxman Dhulipala, Hossein Esfandiari, Jakub Lacki, and Vahab S. Mirrokni. Near-optimal massively parallel graph connectivity. In David Zuckerman, editor, *Proc. Foundations of Computer Science (FOCS)*, pages 1615–1636, 2019.

- [BEG⁺18] Mahdi Boroujeni, Soheil Ehsani, Mohammad Ghodsi, MohammadTaghi HajiAghayi, and Saeed Seddighin. Approximating edit distance in truly subquadratic time: quantum and MapReduce. In *Proc. Symposium on Discrete Algorithms (SODA)*, pages 1170–1189, 2018.
- [BFU18] Sebastian Brandt, Manuela Fischer, and Jara Uitto. Breaking the linear-memory barrier in MPC: Fast MIS on trees with n^ϵ memory per machine. *arXiv preprint arXiv:1802.06748*, 2018.
- [BHH19] Soheil Behnezhad, MohammadTaghi Hajiaghayi, and David G. Harris. Exponentially faster massively parallel maximal matching. In David Zuckerman, editor, *Proc. Foundations of Computer Science (FOCS)*, pages 1637–1649, 2019.
- [BKKL17] Ruben Becker, Andreas Karrenbauer, Sebastian Krinninger, and Christoph Lenzen. Near-Optimal Approximate Shortest Paths and Transshipment in Distributed and Streaming Models. In *Proc. Symposium on Distributed Computing (DISC)*, volume 91, pages 7:1–7:16, 2017.
- [BKS13] Paul Beame, Paraschos Koutris, and Dan Suciu. Communication steps for parallel query processing. In *Proceedings of the 32Nd ACM SIGMOD-SIGACT-SIGAI Symposium on Principles of Database Systems (PODS)*, pages 273–284, 2013.
- [BKS14] Paul Beame, Paraschos Koutris, and Dan Suciu. Skew in parallel query processing. In *Proceedings of the 33rd ACM SIGMOD-SIGACT-SIGART Symposium on Principles of Database Systems (PODS)*, pages 212–223, 2014.
- [BS07] Surender Baswana and Sandeep Sen. A simple and linear time randomized algorithm for computing sparse spanners in weighted graphs. *Random Structures & Algorithms*, 30(4):532–563, 2007.
- [CFG⁺19] Yi-Jun Chang, Manuela Fischer, Mohsen Ghaffari, Jara Uitto, and Yufan Zheng. The complexity of $(\Delta+1)$ coloring in congested clique, massively parallel computation, and centralized local computation. In *Proc. Principles of Distributed Computing (PODC)*, pages 471–480, 2019.
- [CLM⁺18] Artur Czumaj, Jakub Lacki, Aleksander Madry, Slobodan Mitrovic, Krzysztof Onak, and Piotr Sankowski. Round compression for parallel matching algorithms. In *Proc. Symposium on Theory of Computation (STOC)*, pages 471–484, 2018.
- [Coh00] Edith Cohen. Polylog-time and near-linear work approximation scheme for undirected shortest paths. *Journal of the ACM (JACM)*, 47(1):132–166, 2000.
- [DG08] Jeffrey Dean and Sanjay Ghemawat. Mapreduce: simplified data processing on large clusters. *Communications of the ACM*, 51(1):107–113, 2008.
- [DGPV08] Bilel Derbel, Cyril Gavoille, David Peleg, and Laurent Viennot. On the locality of distributed sparse spanner construction. In *Proc. Principles of Distributed Computing (PODC)*, pages 273–282, 2008.
- [DN19] Michael Dinitz and Yasamin Nazari. Massively parallel approximate distance sketches. In *Proceedings of International Conference on Principles of Distributed Systems (OPODIS 2019)*. Schloss Dagstuhl-Leibniz-Zentrum fuer Informatik, 2019.
- [FL18] Stephan Friedrichs and Christoph Lenzen. Parallel metric tree embedding based on an algebraic view on moore-bellman-ford. *Journal of the ACM (JACM)*, 65(6):43, 2018.
- [GGK⁺18] Mohsen Ghaffari, Themis Gouleakis, Christian Konrad, Slobodan Mitrović, and Ronitt Rubinfeld. Improved massively parallel computation algorithms for mis, matching, and vertex cover. In *Proc. Principles of Distributed Computing (PODC)*. arXiv:1802.08237, 2018.
- [GKMS19] Buddhima Gamlath, Sagar Kale, Slobodan Mitrovic, and Ola Svensson. Weighted matchings via unweighted augmentations. In Peter Robinson and Faith Ellen, editors, *Proc. Principles of Distributed Computing (PODC)*, pages 491–500. ACM, 2019.
- [GKU19] Mohsen Ghaffari, Fabian Kuhn, and Jara Uitto. Conditional hardness results for massively parallel computation from distributed lower bounds. In *Proc. Foundations of Computer Science (FOCS)*, pages 1650–1663. IEEE Computer Society, 2019.

- [GLM19] Mohsen Ghaffari, Silvio Lattanzi, and Slobodan Mitrovic. Improved parallel algorithms for density-based network clustering. In Kamalika Chaudhuri and Ruslan Salakhutdinov, editors, *Proceedings of the International Conference on Machine Learning (ICML)*, volume 97, pages 2201–2210. PMLR, 2019.
- [GNT20] Mohsen Ghaffari, Krzysztof Nowicki, and Mikkel Thorup. Faster algorithms for edge connectivity via random 2-out contractions. In *Proc. Symposium on Discrete Algorithms (SODA)*, pages 1260–1279, 2020.
- [GSZ11] Michael T. Goodrich, Nodari Sitchinava, and Qin Zhang. Sorting, searching, and simulation in the MapReduce framework. In *Proc. ISAAC*, pages 374–383. Springer, 2011.
- [GU19] Mohsen Ghaffari and Jara Uitto. Sparsifying distributed algorithms with ramifications in massively parallel computation and centralized local computation. In *Proc. Symposium on Discrete Algorithms (SODA)*, pages 1636–1653, 2019.
- [HLL18] Nicholas J. A. Harvey, Christopher Liaw, and Paul Liu. Greedy and local ratio algorithms in the MapReduce model. In *Proceedings of the 30th on Symposium on Parallelism in Algorithms and Architectures (SPAA)*, pages 43–52, New York, NY, USA, 2018. ACM.
- [HLSS19] MohammadTaghi Hajiaghayi, Silvio Lattanzi, Saeed Seddighin, and Cliff Stein. Mapreduce meets fine-grained complexity: Mapreduce algorithms for apsp, matrix multiplication, 3-sum, and beyond. *arXiv preprint arXiv:1905.01748*, 2019.
- [HP15] James W Hegeman and Sriram V Pemmaraju. Lessons from the congested clique applied to MapReduce. *Theoretical Computer Science*, 608:268–281, 2015.
- [IBY⁺07] Michael Isard, Mihai Badiu, Yuan Yu, Andrew Birrell, and Dennis Fetterly. Dryad: distributed data-parallel programs from sequential building blocks. In *Proceedings of the 2nd ACM SIGOPS/EuroSys European Conference on Computer Systems 2007*, pages 59–72, 2007.
- [ILMP19] Giuseppe F. Italiano, Silvio Lattanzi, Vahab S. Mirrokni, and Nikos Parotsidis. Dynamic algorithms for the massively parallel computation model. In *SPAA*, pages 49–58, 2019.
- [IMS17] Sungjin Im, Benjamin Moseley, and Xiaorui Sun. Efficient massively parallel methods for dynamic programming. In *Proc. Symposium on Theory of Computation (STOC)*, pages 798–811, 2017.
- [KSV10] Howard Karloff, Siddharth Suri, and Sergei Vassilvitskii. A model of computation for MapReduce. In *Proc. Symposium on Discrete Algorithms (SODA)*, pages 938–948, 2010.
- [KW14] Michael Kapralov and David Woodruff. Spanners and sparsifiers in dynamic streams. In *Proceedings of the 2014 ACM symposium on Principles of distributed computing*, pages 272–281, 2014.
- [Li20] Jason Li. Faster parallel algorithm for approximate shortest path. In *Proc. Symposium on Theory of Computation (STOC)*, 2020.
- [LMOS20] Jakub Lacki, Slobodan Mitrovic, Krzysztof Onak, and Piotr Sankowski. Walking randomly, massively, and efficiently. In *Proc. Symposium on Theory of Computation (STOC)*, 2020.
- [LMSV11] Silvio Lattanzi, Benjamin Moseley, Siddharth Suri, and Sergei Vassilvitskii. Filtering: a method for solving graph problems in MapReduce. In *SPAA*, pages 85–94, 2011.
- [NMN01] Jaroslav Nešetřil, Eva Milková, and Helena Nešetřilová. Otakar boruvka on minimum spanning tree problem translation of both the 1926 papers, comments, history. *Discrete Mathematics*, 233(1):3–36, 2001.
- [Pel00] David Peleg. *Distributed Computing: A Locality-Sensitive Approach*. SIAM, 2000.
- [PS89] David Peleg and Alejandro A Schäffer. Graph spanners. *Journal of graph theory*, 13(1):99–116, 1989.

- [PY18] Merav Parter and Eylon Yogev. Congested clique algorithms for graph spanners. In *32nd International Symposium on Distributed Computing (DISC 2018)*. Schloss Dagstuhl-Leibniz-Zentrum fuer Informatik, 2018.
- [RG20] Vaclav Rozhon and Mohsen Ghaffari. Polylogarithmic-time deterministic network decomposition and distributed derandomization. In *Proc. Symposium on Theory of Computation (STOC)*, 2020.
- [RVW16a] Tim Roughgarden, Sergei Vassilvitskii, and Joshua R. Wang. Shuffles and circuits: (on lower bounds for modern parallel computation). In *SPAA*, pages 1–12, 2016.
- [RVW16b] Tim Roughgarden, Sergei Vassilvitskii, and Joshua R. Wang. Shuffles and circuits: (on lower bounds for modern parallel computation). In *SPAA*, pages 1–12, 2016.
- [Whi12] Tom White. *Hadoop: The definitive guide*. " O'Reilly Media, Inc.", 2012.
- [ZCF⁺10] Matei Zaharia, Mosharaf Chowdhury, Michael J. Franklin, Scott Shenker, and Ion Stoica. Spark: Cluster computing with working sets. In *2nd USENIX Workshop on Hot Topics in Cloud Computing (HotCloud)*, 2010.

A Spanners with $O(k)$ -stretch in Suboptimal Total Memory

In this section we discuss how one can adopt the ideas⁴ of [PY18] to prove [Theorem 1.3](#).

A.1 A Brief Overview of [PY18]

On a high-level, the algorithm of [PY18] splits the vertices into *sparse* and *dense*. A vertex v is called sparse if its $(k/2)$ -hop neighborhood has size $O(\sqrt{n})$, and otherwise it is called dense.

The idea now is to for each sparse vertex collect its $(k/2)$ -hop neighborhood and simulate there any distributed algorithm, e.g., [BS07]. This effectively enables us to handle sparse vertices. To handle dense vertices, we contract them in such a way that after the contraction one obtains a graph on n^α vertices, for some constant $\alpha < 1$.

The entire process is now repeated on the contracted graph recursively for $O(1)$ times, until the graph becomes small enough. The authors show that in this way is obtained a spanner of size $O(kn^{1+1/k})$ and $O(k)$ stretch. Moreover, this approach requires $O(\log k)$ rounds in Congested Clique.

A.2 Our Adaptation to MPC

Collecting balls of size $O(\sqrt{n})$ around each vertex would require a total memory of $O(m + n^{3/2})$. To reduce it to $O(m + n^{1+\delta})$, we collect balls of size $O(n^{\delta/2})$ (including both edges and vertices) and define sparse and dense accordingly. We will ensure that for a dense vertex its ball has size $\Theta(n^{\delta/2})$. This property is important as it directly implies that the collected ball of a dense vertex contains $\Omega(n^{\delta/4})$ vertices.

Sparse vertices. Since our goal is to obtain a $O(k)$ -stretch spanner, we can afford to collect larger than $(k/2)$ -hop neighborhoods and simulate an algorithm locally there. In our modification, we collect $(4k)$ -hop neighborhoods (or only $\Theta(n^{\delta/2})$ -size connected part of it if the size exceeds $O(n^{\delta/2})$).⁵ Then, for each sparse vertex v we simulate k iterations of [BS07] for v and for each vertex in its $(k+1)$ -hop neighborhood and add the corresponding edges to the spanner. Let e be an edge incident to v . In this way, all the vertices which are at distance at most k from e will locally simulate [BS07] and hence correctly decide whether e should be added to the spanner or not. If e is not added to the spanner, then this approach will properly span e . Overall, this allows us to properly add to the spanner each edge incident to each sparse vertex. Notice that this simulation is local and requires no additional rounds. In [Appendix A.2.1](#) we discuss how to collect $O(k)$ -hop neighborhoods in MPC.

To have consistent simulation of [BS07] over distinct balls, we use the same randomness for each vertex. Notice that each vertex requires only $O(k \log n)$ random bits for simulation, which can be assigned to each vertex at the beginning of the algorithm. As long as $k \log n \in O(n^{\delta/2})$, replicating the necessary randomness over all n balls in total requires $O(n^{1+\delta})$ memory.

⁴Mainly from Section 5.3 in <https://drops.dagstuhl.de/opus/volltexte/2018/9829/pdf/LIPIcs-DISC-2018-40.pdf>.

⁵A similar idea was observed in [PY18], see Footnote 5 therein.

Dense vertices. So, it remains to properly handle edges that connect dense vertices. We also use a hitting set similar to how it is used in [PY18]. Namely, we choose $\tilde{O}(n^{1-\delta/4})$ vertices uniformly at random. Let that set be Z . This ensures that with high probability each dense ball is hit by at least one vertex from Z ; recall that a dense ball contains $\Omega(n^{\delta/4})$ vertices. Now, for each heavy vertex v we add to the spanner a shortest path between v and one of the vertices $w \in Z$ in its ball. This adds $O(kn)$ edges. We say that v is *assigned* to w . Observe that in this way any edge connecting two heavy vertices that are assigned to the same vertex from Z has stretch $O(k)$. So, it remains to handle edges that have heavy endpoints such that the endpoints are assigned to distinct vertices of Z .

We consider a graph only on the vertices of Z . Two vertices $u, v \in Z$ are connected only if there exists a pair of vertices x and y such that x and y are adjacent in G , and x is assigned to u while y is assigned to v . This graph has $\tilde{O}(n^{1-\delta/4})$ vertices. We now compute a $(4/\delta)$ -stretch spanner on that graph (by simulating iteration by iteration of [BS07]), which has size $\tilde{O}(n^{(1-\delta/4)(1+\delta/4)}) \in O(n)$. We properly map back to G the edges in this spanner, which ensures $O(k/\delta)$ stretch of edges with endpoints in heavy vertices which are assigned to distinct vertices of Z . Recall that we assume that δ is a constant.

This concludes the algorithm description.

A.2.1 MPC Implementation

Next, we explain how the exponentiation is performed, while taking into account sparse and dense balls. A standard graph exponentiation was used in the context of MPC already, e.g., see [GLM19, GU19]. On a high-level, in step i each vertex holds a ball of radius 2^i , and in the next step attempts to obtain a ball of radius 2^{i+1} . Let $B_i(v)$ be the set of vertices that vertex v at the beginning of iteration i has. To obtain $B_{i+1}(v)$, v “requests” each vertex $w \in B_i(v)$ for $B_i(w)$.

Notice that here the number of requests for any ball $B_i(\cdot)$ is upper-bounded by the size of the largest ball. So, if we can fit each ball in the local memory, it means that the number of requests will be relatively small, e.g., $O(n^\delta)$ or even $O(n^{\delta/2})$ with a proper setting of parameters. However, this property does not hold when we have both dense and sparse vertices, and where our goal is to stop growing dense balls. For instance, consider the star graph with the center in c . Vertex c becomes dense immediately (and $B_0(c)$ will contain $O(n^{\delta/2})$ of some of the neighbors of c), while the leaves are sparse in the first iteration. However, already in the first iteration c receives $n - 1$ requests, which is significantly larger than $n^{\delta/2}$.

Nevertheless, the total number of requests in the whole graph is $O(n^{1+\delta/2})$ and each request needs to fetch a ball of size $O(n^{\delta/2})$. This in total requires $O(n^{1+\delta})$ messages, which fits into our framework. Now, to satisfy all requests for a given vertex w , we first sort all the requests, $\Theta(n^{\delta/2})$ requests per machine. All the requests asking for $B(w)$ will appear on consecutive machines. Now, we can propagate $B(w)$ to all those machine by building a $\Theta(n^{\delta/2})$ -ary tree on top of those machines. In this way, each machine receives $O(n^{\delta/2} \cdot |B(w)|) \in O(n^\delta)$ messages. Once those machines receive $B(w)$, they each send $B(w)$ to machines/vertices that requested $B(w)$.

As a reminder, our goal is also to ensure that balls of dense vertices have size $\Theta(n^{\delta/2})$, i.e., to ensure that such balls are not too small. To achieve that, consider a vertex v that receives balls for all the requests it created and it happens that they result in a dense ball. Then, v will start performing BFS within that dense aggregated ball, and terminate the exploration as soon as the size exceeds $a \cdot n^{\delta/2}$ for some fixed constant a .

Other steps of the described algorithm are straightforward to implement in MPC by using some of the standard techniques. This concludes the MPC implementation.