

Nonreciprocal Emergence of Hybridized Magnons in Magnetic Thin Films

Wenjie Song^{1#}, Xiansi Wang^{2#}, Chenglong Jia^{1*}, Xiangrong Wang^{3,4}, Changjun Jiang¹, Desheng Xue¹, and Guozhi Chai^{1*}

¹Key Laboratory for Magnetism and Magnetic Materials of the Ministry of Education, Lanzhou University, Lanzhou 730000, People's Republic of China

²Center for Quantum Spintronics, Department of Physics, Norwegian University of Science and Technology, NO-7491 Trondheim, Norway

³Department of Physics, The Hong Kong University of Science and Technology, Clear Water Bay, Kowloon, Hong Kong, People's Republic of China

⁴HKUST Shenzhen Research Institute, Shenzhen 518057, People's Republic of China

These authors contributed equally to this work

* E-mail: cljia@lzu.edu.cn, chaigzh@lzu.edu.cn

We investigate the transfer and control of nonreciprocity through magnons themselves in permalloy thin films deposited on surface oxide silicon substrate. Evidences of nonreciprocal emergence of hybridized dipole-exchange magnons (spin waves) at two permalloy surfaces are provided by studying magnon transmission and asymmetry, via Brillouin light scattering measurements. The dipole-dominated spin wave and exchange-dominated spin wave are found to be localized near the top and bottom surfaces, respectively, and traveling along opposite directions. The nonreciprocity and the localization are intertwined and can be tuned by an in-plane magnetic field. The effects are well explained by the magnetostatic theory and can be quantitatively reproduced by the micromagnetic simulations. Our findings provide a simple and flexible approach to nonreciprocal all-magnon logic devices with highly compatible with silicon-based integrated circuit technology.

Magnons, or spin waves, are low-energy eigenmodes of magnetic materials that can be generated by various ways. Their dispersion and propagation characteristics can be tailored through material engineering down to the nanoscale¹⁻⁴. Tailors properties render possible realization of magnonic circuits based on wave interferences and interactions. Various applications have been demonstrated including logic gates^{5, 6}, filters⁷, waveguides^{8, 9}, diodes¹⁰, beam-splitters^{11, 12} and multiplexors¹³. Generally speaking, as demonstrated in Fig. 1, two types of spin waves exist: strong short-wavelength exchange spin waves and relatively weak long-wavelength magnetostatic spin waves. In contrast to the symmetric exchange spin waves (cf. Fig.1b), the magnetostatic surface spin waves (MSSWs) or the Damon-Eshbach (DE) spin waves that are governed by the dipole-dipole interaction^{14, 15} are particularly interesting because of their nonreciprocal property, i.e., they propagate only in the direction of the outer product of the magnetization direction and surface normal and, therefore, localize themselves on the opposite film surfaces, as sketched in Fig.1c. Such nonreciprocal MSSWs with lack of the time-reversal and space-inversion symmetries have been well studied^{16, 17}, however it is yet not clear whether one can use other magnons to control MSSWs and their non-reciprocal properties, an issue of key importance for the development of on-single-chip, all-magnon devices.

Magnetic films are a suitable platform for investigating the interplay between nonreciprocal MSSWs and the perpendicularly standing spin waves (PSSWs)^{18, 19} that are controlled by exchange interaction and vertical confinement of thin films. Noticing the penetration depth of MSSWs at the scale of their wavelength, nonreciprocity is negligible for very thin films (several nanometers), and only one spin-wave mode is observed at GHz frequencies. For thicker films, the vertical confinement gives rise to longer wavelengths and lower eigen-frequencies of PSSWs. Consequently, PSSWs starts to become relevant for the magnon dynamics. When the spectrums of PSSW and MSSW modes intersect, they strongly couple with each other and form hybridized dipole-exchange modes^{20, 21}. There are several experiments with the aim to characterize the dipolar-exchange modes^{22, 23}. It has been shown that when the frequencies of MSSW modes are far from the PSSWs, the MSSWs can be very robust against defects²⁴. In the opposite limit when the frequencies of MSSWs and PSSWs are

very close, multiple dipole-exchange bands were observed, and an asymmetry in the intensities of Stokes and anti-Stokes branches can be identified, although the converse is not very obvious²³. Some highly nonreciprocal spin waves and magnon-magnon coupling were observed in magnetic metal/insulator heterostructures^{25–29}, layered crystal³⁰, compensated ferrimagnet³¹, and synthetic antiferromagnets³². However, a direct all-magnonic control of hybridized spin waves in single magnetic layer is yet to be demonstrated. The material choice is particular important for application. A device based on widely available magnets such as Ni₇₉Fe₂₁ (permalloy) and compatible with silicon-based integrated circuits would be highly advantageous.

Our aim here is to realize nonreciprocity transfer from the MSSW to PSSW modes in in-plane magnetized ferromagnetic Ni₇₉Fe₂₁ films. As shown in Fig. 1b-d, the dipole-exchange coupling allows for space-inversion symmetry breaking of PSSWs, leading to nonreciprocity and unidirectional invisibility of two hybridized dipole-exchange eigenmodes. This nonreciprocal emergence of hybridized magnons is unambiguously observed in our experimental setup by adjusting the thickness of Ni₇₉Fe₂₁ films and agrees well with the dispersion characteristics derives from a two-band model with a coupling strength ~ 1 GHz. The detailed micromagnetic simulations confirm the symmetry breaking and unravel further that the coupled MSSW and PSSW branches are indeed localized on the two opposite surfaces and propagate in the opposite directions. The localization and travelling direction of spin waves are intertwined, and reverse their directions simultaneously by reversing the in-plane magnetic field. In this way we demonstrate a new scheme of all-magnonical control of nonreciprocity.

We deposited FeNi films on 300 nm thick SiO₂ substrates by radio frequency magnetron sputtering at room temperature. The SiO₂ layer can enhance the light signal in Brillouin Light Scattering (BLS) measurements³³. The FeNi layer thicknesses are controlled by varying the sputtering time. The static magnetic properties of FeNi films were measured by a vibrating sample magnetometer (VSM). The measured inplane magnetic hysteresis loops of FeNi (34 nm) and FeNi (44 nm) films indicate that the in-plane anisotropy field is less than 12 Oe (see

Supplemental Material³⁴), which is much smaller than an external in-plane magnetic field $H = 500$ Oe and can be ignored. In the following, the film is considered as isotropic in the film (xy) plane.

In experiment, the spin wave spectra in $\text{Ni}_{79}\text{Fe}_{21}$ films are measured by using wave-vector- and frequency-resolved Brillouin light scattering (BLS) technique at room temperature (See Fig. 1a). The static magnetization \mathbf{m}_0 is aligned along the +y axis by the applied magnetic field $\mathbf{H} = 500$ Oe. The BLS lasers are performed in the 180°-backscattering geometry, and based on the (3+3)-pass tandem Fabry-Pérot interferometer, which is effective for achieving the vector resolution of surface spin waves³⁵. With backscattering geometry, a laser beam with the wavelength $\lambda = 532$ nm is focused onto the $\text{Ni}_{79}\text{Fe}_{21}$ films, and the photons are inelastically backscattered by the magnons in the vicinity of the top surface within the laser penetration depth: the photon loses its kinetic energy of the top surface within the laser penetration depth: the photon loses its kinetic energy to create one magnon (Stokes process) or gains energy by absorbing one magnon (anti-Stokes process). Based on the laws of conservation of momentum and energy, the propagating direction and energy dispersive spectra of magnons can be uniquely determined by the BLS measurements. The incident plane of the laser light is perpendicular to the y axis. Thus, the measured in-plane wave vector k_{\parallel} is along the x direction. In the scattering process, the Stokes (anti-Stokes) peaks in BLS spectra correspond to $k_{\parallel} = 4\pi \sin \theta / \lambda$ along the +x (-x) direction, where the θ is the laser-light incident angle. By varying θ , the magnon frequency of different wavevectors can be obtained. The measured intensities versus frequency for different in-plane wavevectors of FeNi (34 nm) and FeNi (44 nm) films are shown in Figs. 2 and 3, respectively, where the frequency resolution is 0.07 GHz and the range of measurable wavevectors is between ± 17 rad/ μm .

The spin dynamics in our setting are well described by the phenomenological Landau-Lifshitz-Gilbert (LLG) equation³⁶,

$$\frac{\partial \mathbf{m}}{\partial t} = -\gamma \mathbf{m} \times \left(\frac{2A}{M_s} \nabla^2 \mathbf{m} + \mathbf{H} + \mathbf{h} \right) + \alpha \mathbf{m} \times \frac{\partial \mathbf{m}}{\partial t}, \quad (1)$$

where \mathbf{m} is the magnetization vector, γ is the gyromagnetic ratio, A is the exchange constant, and \mathbf{h} is the dipolar field. In the magnetostatic limit and low damping limit, by ignoring the exchange interaction (or the nonlocal dipolar interaction), the well-known MSSW (or PSSW spectra) can be obtained from the linearized LLG equation [18, 19]. The frequency of MSSW f_M and n -th PSSW f_P^n are

$$f_M = \gamma \sqrt{H(H + 4\pi M_s) + 4\pi^2 M_s^2 (1 - e^{-2|k_{\parallel}|t_M})}, \quad (2)$$

$$f_P^n = \gamma \sqrt{(H + H_{ex,n})(H + H_{ex,n} + 4\pi M_s)}, \quad (3)$$

where $H_{ex,n} = \frac{2A}{M_s} \left[\left(\frac{n\pi}{t_M} \right)^2 + k_{\parallel}^2 \right]$, M_s is the saturation magnetization, t_M is the film thickness, and k_{\parallel} is the transferred in-plane spin wave vector.

We first look into the BLS results of a 34-nm-thick $\text{Ni}_{79}\text{Fe}_{21}$ film in the presence of an applied magnetic field $\mathbf{H} = 500$ Oe. For comparison, the density plot of BLS intensity in ω - k plane are separately shown in Fig. 2b for Stokes processes with magnons (at the bottom surface) propagating away from the incoming laser beam and Fig. 2c for anti-Stokes processes with magnons (at the top surface) propagating in the opposite direction. Using parameters $\gamma = 2.82$ MHz/Oe, $4\pi M_s = 1.04 \times 10^4$ G (confirmed by separate vibrating sample magnetometer), $A = 1.1 \times 10^{-6}$ erg/cm, and $t_M = 34$ nm, the measured spectra agree very well with the dispersion relationship Eq. (2) and Eq. (3) for MSSWs and PSSWs with $n = 1$, as shown in Fig. 2d and e. It is clear that both nonreciprocal MSSWs and symmetrical PSSWs are excited but no hybridization occurs in the range of the wave vector ($|k_{\parallel}| \leq 17$ rad/ μm), implying a relatively weak dipole-exchange coupling ($g < 3$ GHz) in $\text{Ni}_{79}\text{Fe}_{21}$ films.

To reach the vicinity of the crossing point of MSSW and 1st PSSW bands, $\text{Ni}_{79}\text{Fe}_{21}$ film of 44-nm-thick is used. The measured intensities versus frequency f for different k_{\parallel} are shown in Fig. 3a. The density plots in k - f plane for Stokes and anti-Stokes branches are presented in Fig. 3b and c, respectively. Clearly, the MSSW band and the 1st PSSW band of the 44-nm

Ni₇₉Fe₂₁ film intersect with each other. One obtains the hybridized dipole-exchange modes from an effective coupled two-band Hamiltonian, $\mathcal{H} = \begin{pmatrix} f_M & g/2 \\ g/2 & f_P^1 \end{pmatrix}$. The two hybridized dipole-exchange eigenmodes are

$$f_{\pm} = \frac{1}{2}(f_M + f_P^1) \pm \frac{1}{2}\sqrt{(f_M - f_P^1)^2 + g^2}, \quad (4)$$

which agree with the experimental peak positions (symbols), as demonstrated in Fig. 3d and e with the coupling strength $g = 1$ GHz (fitted curves).

Upon hybridization, the resultant dipole-exchange spin wave modes show a strong nonreciprocal behaviour. Fig. 3a-c evidence that before the crossing point ($|k_{\parallel}| < 10$ rad/ μm), both MSSW and PSSW modes are excited and PSSW itself possesses symmetric exchange dispersion of k_{\parallel} . However, after the anti-crossing, only MSSW branch (PSSW branch) can be detected in the Anti-Stokes (Stokes) side. Note that the Anti-Stokes (Stokes) peaks correspond to wave-vector along the $+x$ ($-x$) direction in our geometry. With $\hat{\mathbf{n}}$ being the normal of the top surface (the surface facing the BLS laser), the spin wave nonreciprocity can be summarized as follows: the MSSW branch propagates as expected along $\mathbf{m}_0 \times \hat{\mathbf{n}}$, while the PSSW branch becomes nonreciprocal as well and travels only along the opposite direction at the opposite surface. The above unidirectional propagating property was double checked by rotating the in-plane field \mathbf{H} along $-y$ so that \mathbf{m}_0 reversed its direction. Accordingly, the patterns of the Stokes and anti-Stokes intensities are interchanged (See Supplemental Material³⁴).

In order to obtain a full picture of the observed nonreciprocity, we numerically solve the spin wave spectra in a more precise way (Methods). Following the approach in Refs. 20 and 37, we adopt the magnetostatic assumption (i.e. ignore the electric part of the Maxwell's equations), so that the dipolar field is the gradient of a scalar potential, $\mathbf{h} = -\nabla\varphi$. Then we expand \mathbf{m} around \mathbf{m}_0 as $\mathbf{m} = \mathbf{m}_0 + \delta\mathbf{m}$ and keep only linear terms of $\delta\mathbf{m}$ in the LLG equation (1). The divergenceless property of the magnetic flux density \mathbf{B} can be written as $\nabla \cdot \mathbf{B} = \nabla \cdot (\mathbf{h} + \mathbf{H} + 4\pi M_s \mathbf{m}) = 0$, giving rise to $\nabla \cdot (\mathbf{h} + 4\pi M_s \delta\mathbf{m}) = 0$. Together with the boundary

conditions, the spin wave dispersion relation are obtained (gradient blue and red dashed lines) in Fig. 4a, which are the exact dipole-exchange modes we are interested in. To explain the nonreciprocal behaviour, we further solve the wavefunction amplitudes of \mathbf{m} components across the thickness direction. We consider $k_{\parallel} = -12$ rad/ μm , indicated by two orange circles in Fig. 4a. The amplitudes of m_x and m_z of the MSSW branch (the higher-frequency band) are demonstrated in Fig. 4b. The dynamic $\delta\mathbf{m}$ components are mainly localized at the bottom surface, which is consistent with the “pure” MSSW according to the Damon-Eshbach theory¹⁴. The amplitudes of m_x and m_z of the PSSW branch (the lower-frequency band) are given in Fig. 4c. Unlike the “pure” PSSW modes which are inversion-symmetric, the hybridized mode breaks the space-inversion symmetry and is localized at the top surface. For positive $k_{\parallel} = 12$ rad/ μm , the wavefunction amplitudes are just the mirror images of Fig. 4b and c because the film is \mathbb{C}_2 symmetric around y axis. As laser stimulating and detecting the spin waves impinges from the top surface, only the modes with sufficiently large amplitudes at the top surface scatter from light and are detected (Fig. 1c-e). This is why in the experiment only positive- k MSSW branch and negative- k PSSW branch are observed.

To further substantiate our explanation, we performed micromagnetic simulation using the Mumax³ package³⁸ with the material parameters mentioned above. The $40960 \times 3200 \times 44$ nm³ large system is considered with mesh size of $10 \times 100 \times 1.375$ nm³. As we are only interested in the wave propagating in x direction and the wavefunction distribution in z direction, we can save on the computation time and perform 32 repeats of a single mesh in y direction. In the calculations the spin waves are excited by thermal fluctuations around $T = 10$ K. The Fourier transform of \mathbf{m}_z at the top surface is plotted in Fig.4a as a comparison. We find that the experimental data, theoretical bands and micromagnetic simulation results show an excellent agreement: not only the spin wave spectra, but also the strong nonreciprocal behaviour are consistently reproduced.

In summary, by varying the thickness of Ni₇₉Fe₂₁ films, we demonstrated a controllable, yet simple and flexible, all magnon setup for realizing nonreciprocal spin waves. The hybridized dipole-exchange spin waves with a large gap of about 1 GHz are obtained. Not only

the MSSW modes but also the exchange-dominated PSSW branch are found to be localized on the surface, and possess strongly nonreciprocal behaviour, which can be further tuned by an external applied in-plane magnetic field. These effects are well explained by the magnetostatic theory and can be quantitatively reproduced by micromagnetic simulations. Obviously, our scheme is fundamentally different from cavity-based magnonics, in which the coherent and dissipative interaction between microwave cavity modes and spin wave modes is a key ingredient for the development of wave nonreciprocity. The system presented here is a simple way for achieving strongly nonreciprocal, and controllable spin waves with clear potential for integration in all-magnonic devices.

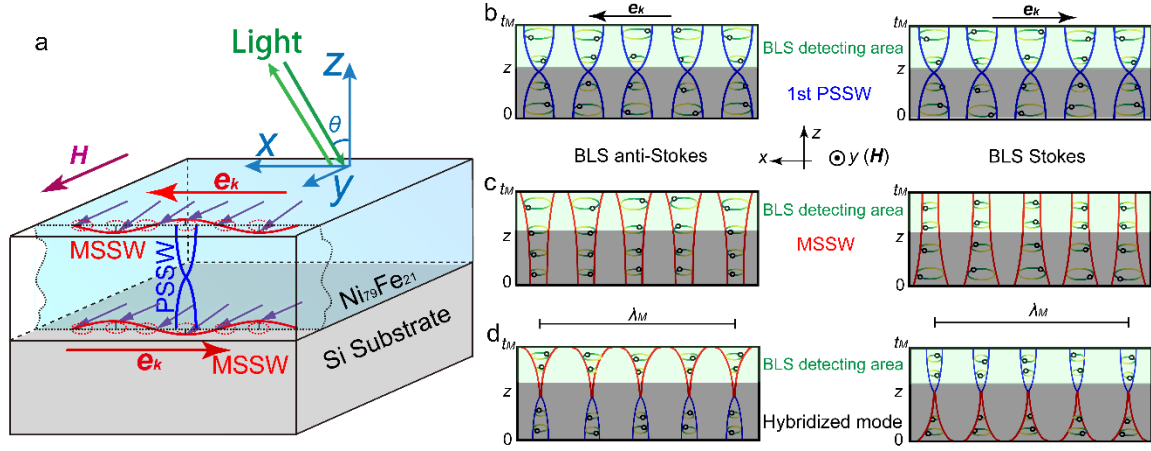


Figure 1 | Schematics of nonreciprocally hybridized MSSW and PSSW modes in a ferromagnetic film. a, Schematics of hybridization of MSSW and 1st-PSSW modes of BLS measurement geometry. b, c, and d, Detailed cross-sectional profiles of 1st PSSWs (b), MSSWs (c) and hybridized spin waves (d) in the film. The green-yellow circles indicate the coherent spin precession and corresponding amplitude. As can be seen, all the spin waves break the time-reversal symmetry due to their right-handed procession. (b) The pure PSSWs are reciprocal: Both the wave dispersion and the propagation velocity are symmetric for opposite propagation directions. However, (c) MSSWs is inherently nonreciprocal because they lack the space-reversal symmetry along the z -direction as well. (d) The hybridized dipole-exchange spin waves break space-inversion symmetry and result in nonreciprocity transfer from the MSSW to PSSW modes. The upper light-green areas in b, c, and d demonstrate the detectable region of BLS measurements. λ_M is the wavelength which can be determined by the spatial phase differences.

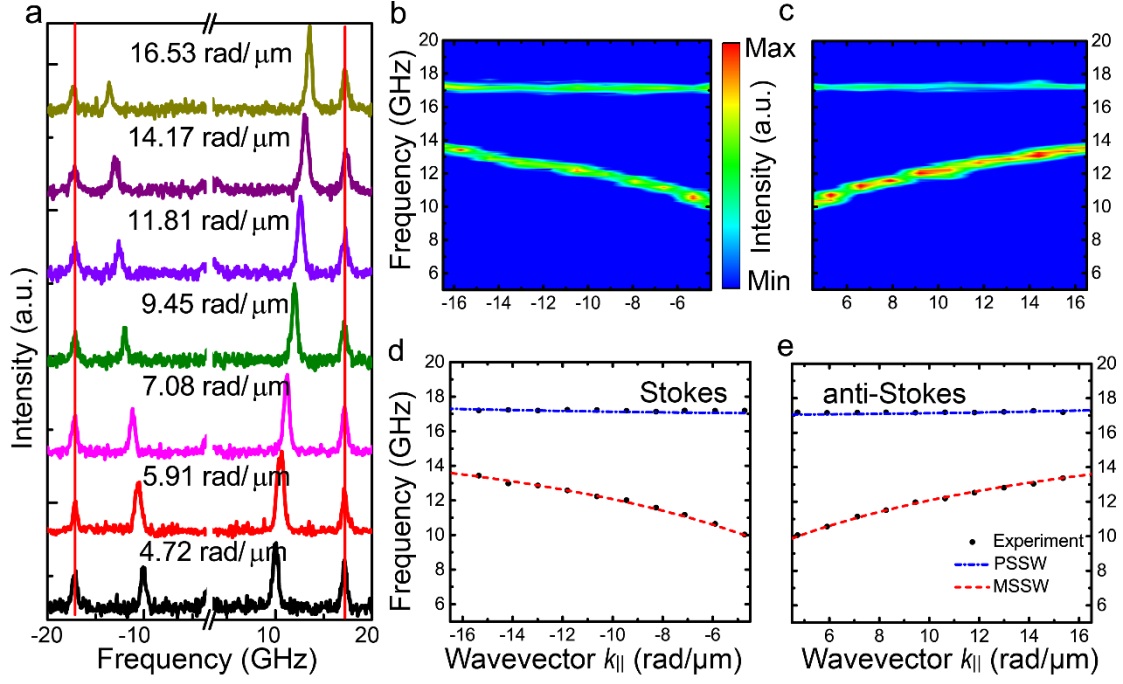


Figure 2 | BLS experimental results of Ni₇₉Fe₂₁ (34 nm) film. **a**, BLS intensities spectra for different wavevectors k_{\parallel} with $\mathbf{H} = 500$ Oe. Red vertical lines corresponding to 1st PSSWs. Density plot of BLS intensity in ω - k plane: **b**, Stokes and **c**, Anti-Stokes. Dependence of the spin waves frequency on the transferred wave vector k_{\parallel} : **d**, Stokes and **e**, Anti-Stokes. The dashed red line is the MSSW band f_M . The dash-dotted blue line is the 1st PSSW f_P^1 .

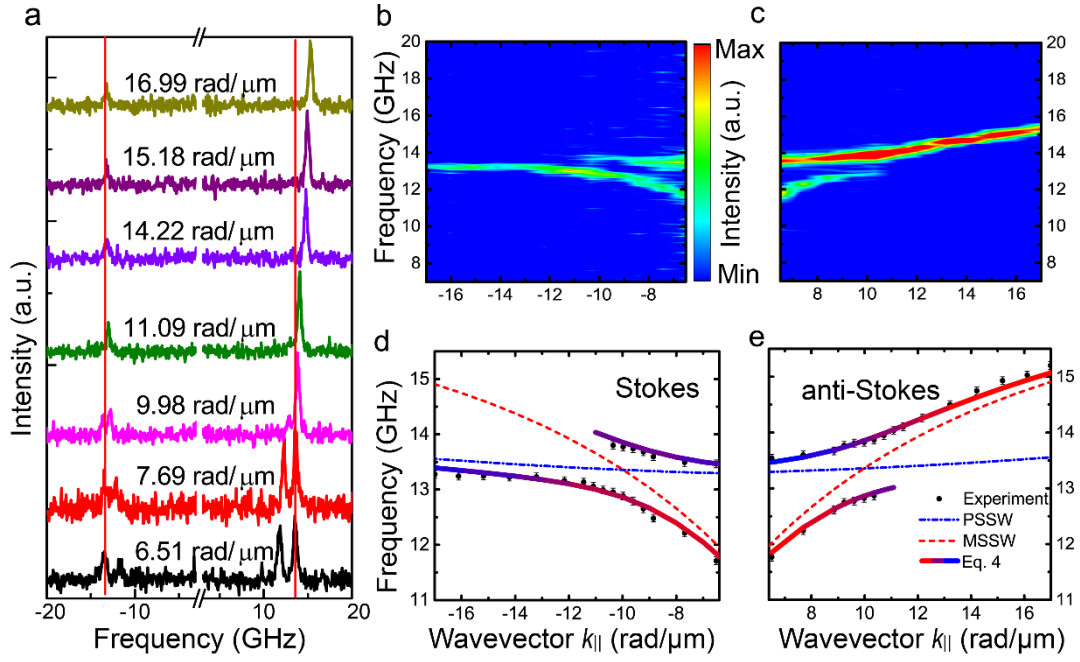


Figure 3 | BLS experimental results of $\text{Ni}_{79}\text{Fe}_{21}$ (44 nm) film. **a**, BLS intensities spectra for different wavevectors $k_{||}$ with $\mathbf{H} = 500$ Oe. Red vertical lines corresponding to 1st PSSWs. Density plot of BLS intensity in ω - k plane: **b**, Stokes and **c**, Anti-Stokes. Dependence of the spin waves frequency on the transferred wave vector $k_{||}$: **d**, Stokes and **e**, Anti-Stokes. The dashed red line is the MSSW band f_M . The dash-dotted blue line is the 1st PSSW f_P^1 . The gradient blue and red lines are fitting curves using the two-band model.

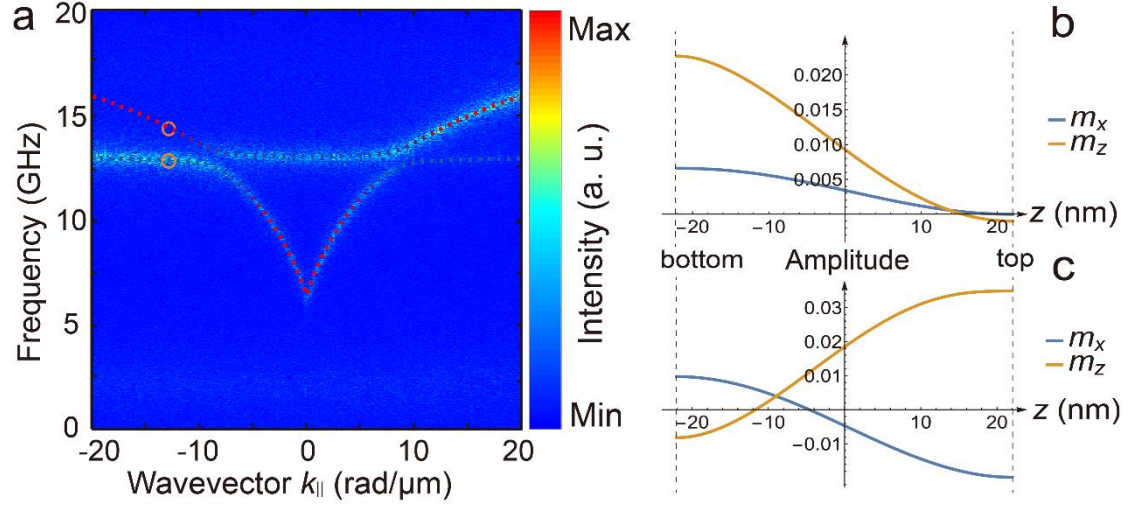


Figure 4 | The simulation results of Ni₇₉Fe₂₁ (44 nm) film. **a**, The gradient blue and red lines are the theoretically derived dipole-exchange bands. The density plot is the micromagnetic simulation results. **b**, and **c**, The wavefunction amplitudes of $k_{||} = -12$ rad/ μm of **(b)** the higher-frequency band (MSSW branch) and **(c)** the lower-frequency band (PSSW branch).

References

- 1 S. O. Demokritov, A. N. Slavin, Magnonics: From fundamentals to applications, Topics in Applied Physics. (Springer, New York, 2013), pp. 243-257.
- 2 V. V. Kruglyak, S. O. Demokritov, D. Grundler, Magnonics. *J. Phys. D: Appl. Phys.* **43**, 264001 (2010).
- 3 A. A. Serga, A. V. Chumak, B. Hillebrands, YIG magnonics. *J. Phys. D: Appl. Phys.* **43**, 264002 (2010).
- 4 A. V. Chumak, V. I. Vasyuchka, A. A. Serga, B. Hillebrands, Magnon spintronics. *Nat. Phys.* **11**, 453-461 (2015).
- 5 M. P. Kostylev, A. A. Serga, T. Schneider, B. Leven, B. Hillebrands, Spin-wave logical gates. *Appl. Phys. Lett.* **87**, 153501 (2005).
- 6 T. Schneider, A. A. Serga, B. Leven, B. Hillebrands, R. L. Stamps, M. P. Kostylev, Realization of spin-wave logic gates spin-wave logical gates. *Appl. Phys. Lett.* **92**, 022505 (2008).
- 7 S.-K. Kim, K.-S. Lee, D.-S. Han, A gigahertz-range spin-wave filter composed of width-modulated nanostrip magnonic-crystal waveguides. *Appl. Phys. Lett.* **95**, 082507 (2009).
- 8 F. Garcia-Sanchez, P. Borys, R. Soucaille, J. -P. Adam, R. L. Stamps, J. -V. Kim, Narrow magnonic waveguides based on domain walls. *Phys. Rev. Lett.* **114**, 247206 (2015).
- 9 K. Vogt, H. Schultheiss, S. Jain, J. E. Pearson, A. Hoffmann, S. D. Bader, B. Hillebrands, Spin waves turning a corner. *Appl. Phys. Lett.* **101**, 042410 (2012).
- 10 J. Lan, W. Yu, R. Wu, J. Xiao, Spin-wave diode. *Phys. Rev. X* **5**, 041049 (2015).
- 11 X. S. Wang, Y. Su, X. R. Wang, Topologically protected unidirectional edge spin waves and beam splitter. *Phys. Rev. B* **95**, 014435 (2017).
- 12 X. S. Wang, H. W. Zhang, X. R. Wang, Topological magnonics: A paradigm for spin-wave manipulation and device design. *Phys. Rev. Appl.* **9**, 024029 (2018).
- 13 K. Vogt, F. Y. Fradin, J. E. Pearson, T. Sebastian, S. D. Bader, B. Hillebrands, A. Hoffmann, H. Schultheiss, Realization of a spin-wave multiplexer. *Nat. Commun.* **5**, 3727 (2014).
- 14 R. W. Damon, J. R. Eshbach, Magnetostatic modes of a ferromagnetic slab. *J. Phys. Chem. Solids.* **19**, 308-320 (1961).
- 15 T. An, V. I. Vasyuchka, K. Uchida, A. V. Chumak, K. Yamaguchi, K. Harii, J. Ohe, M. B. Jungfleisch, Y. Kajiwara, H. Adachi, B. Hillebrands, S. Maekawa, E. Saitoh, Unidirectional spin-wave heat conveyor. *Nat. Mater.* **12**, 549-553 (2013).
- 16 K. Yamamoto, G. C. Thiang, P. Pirro, K.-W. Kim, K. Everschor-Sitte, E. Saitoh, Topological characterization of classical waves: The topological origin of magnetostatic surface spin waves. *Phys. Rev. Lett.* **122**, 217201 (2019).
- 17 Y. -P. Wang, J. W. Rao, Y. Yang, P. -C. Xu, Y. S. Gui, B. M. Yao, J. Q. You, C. -M. Hu, Nonreciprocity and unidirectional invisibility in cavity magnonics. *Phys. Rev. Lett.* **123**, 127202 (2019).
- 18 D. Stancil, A. Prabhakar, Spin waves: Theory and applications. (Springer, New York, 2009), pp. 139-168.
- 19 N. Tahir, R. Bali, R. Gieniusz, S. Mamica, J. Gollwitzer, T. Schneider, K. Lenz, K. Potzger, J. Lindner, M. Krawczyk, J. Fassbender, A. Maziewski, Tailoring dynamic magnetic characteristics of Fe₆₀Al₄₀ films through ion irradiation. *Phys. Rev. B* **92**, 144429 (2015).
- 20 R. E. De Wames, T. Wolfram, Dipole-exchange spin waves in ferromagnetic films. *J. Appl. Phys.* **41**, 987-993 (1970).
- 21 B. A. Klínikos, A. N. Slavin, Theory of dipole-exchange spin wave spectrum for ferromagnetic films with

- mixed exchange boundary conditions. *J. Phys. C: Solid State Phys.* **19**, 7013-7033 (1986).
22. A. A. Serga, C. W. Sandweg, V. I. Vasyuchka, M. B. Jungfleisch, B. Hillebrands, A. Kreisel, P. Kopietz, M. P. Kostylev, Brillouin light scattering spectroscopy of parametrically excited dipole-exchange magnons. *Phys. Rev. B* **86**, 134403 (2012).
 23. S. Tacchi, R. Silvani, G. Carlotti, M. Marangolo, M. Eddrief, A. Rettori, M. G. Pini, Strongly hybridized dipole-exchange spin waves in thin Fe-N ferromagnetic films. *Phys. Rev. B* **100**, 104406 (2019).
 24. M. Mohseni, R. Verba, T. Bräher, Q. Wang, D. A. Bozhko, B. Hillebrands, P. Pirro, Backscattering immunity of dipole-exchange magnetostatic surface spin waves. *Phys. Rev. Lett.* **122**, 197201 (2019).
 25. J. L. Chen, C. P. Liu, T. Liu, Y. Xiao, K. Xia, G. E. W. Bauer, M. Z. Wu, H. M. Yu, Strong interlayer magnon-magnon coupling in magnetic metal-insulator hybrid Nanostructures. *Phys. Rev. Lett.* **120**, 217202 (2018).
 26. S. Klingler, V. Amin, S. Geprägs, K. Ganzhorn, H. Maier-Flaig, M. Althammer, H. Huebl, R. Gross, R. D. McMichael, M. D. Stiles, S. T. B. Goennenwein, M. Weiler, Spin-torque excitation of perpendicular standing spin waves in coupled YIG/Co Heterostructures. *Phys. Rev. Lett.* **120**, 127201 (2018).
 27. T. Yu, C. P. Liu, H. M. Yu, Y. M. Blanter, G. E. W. Bauer, Chiral excitation of spin waves in ferromagnetic films by magnetic nanowire gratings. *Phys. Rev. B* **99**, 134424 (2019).
 28. J. L. Chen, T. Yu, C. P. Liu, T. Liu, M. Madami, K. Shen, J. Y. Zhang, S. Tu, M. S. Alam, K. Xia, M. Z. Wu, G. Gubbiotti, Y. M. Blanter, G. E. W. Bauer, H. M. Yu, Excitation of unidirectional exchange spin waves by a nanoscale magnetic grating. *Phys. Rev. B* **100**, 104427 (2019).
 29. Y. Li, W. Cao, V. P. Amin, Z. Z. Zhang, J. Gibbons, J. Sklenar, J. Pearson, P. M. Haney, M. D. Stiles, W. E. Bailey, V. Novosad, A. Hoffmann, and W. Zhang, *Phys. Rev. Lett.* **124**, 117202 (2020).
 30. D. MacNeill, J. T. Hou, D. R. Klein, P. X. Zhang, P. Jarillo-Herrero, L. Q. Liu, Gigahertz frequency antiferromagnetic resonance and strong magnon-magnon coupling in the layered crystal CrCl₃. *Phys. Rev. Lett.* **123**, 047204 (2019).
 31. L. Liensberger, A. Kamra, H. Maier-Flaig, S. Geprägs, A. Erb, S. T. B. Goennenwein, R. Gross, W. Belzig, H. Huebl, M. Weiler, Exchange-Enhanced Ultrastrong magnon-magnon coupling in a compensated ferrimagnet. *Phys. Rev. Lett.* **123**, 117204 (2019).
 32. Y. Shiota, T. Taniguchi, M. Ishibashi, T. Moriyama, T. Ono, Tunable magnon-magnon coupling mediated by dynamic dipolar interaction in synthetic antiferromagnets. *Phys. Rev. Lett.* **125**, 017203 (2020).
 33. A. Hrabec, M. Belmeguenai, A. Stashkevich, S. M. Chérif, S. Rohart, Y. Roussigné, A. Thiaville, Making the Dzyaloshinskii-Moriya interaction visible. *Appl. Phys. Lett.* **110**, 242402 (2017).
 34. See Supplemental Material for the static magnetic properties of the thin films and magnetic field switchable nonreciprocity of hybridized magnons.
 35. C. W. Sandweg, M. B. Jungfleisch, V. I. Vasyuchka, A. A. Serga, P. Clausen, H. Schultheiss, B. Hillebrands, A. Kreisel, P. Kopietz, Wide-range wavevector selectivity of magnon gases in Brillouin light scattering spectroscopy. *Rev. Sci. Instrum.* **81**, 073902 (2010).
 36. T. L. Gilbert, A phenomenological theory of damping in ferromagnetic materials. *IEEE. Trans. Magn.* **40**, 3443 (2004).
 37. J. Xiao, G. E. W. Bauer, Spin-wave excitation in magnetic insulators by spin-transfer torque. *Phys. Rev. Lett.* **108**, 217204 (2012).
 38. A. Vansteenkiste, J. Leliaert, M. Dvornik, M. Helsen, F. Garcia-Sanchez, B. V. Waeyenberge, The design and verification of MuMax³. *AIP Adv.* **4**, 107133 (2014).