

STRUCTURE AWARE RUNGE-KUTTA TIME STEPPING FOR SPACETIME TENTS

JAY GOPALAKRISHNAN, JOACHIM SCHÖBERL, AND CHRISTOPH WINTERSTEIGER

ABSTRACT. We introduce a new class of Runge-Kutta type methods suitable for time stepping to propagate hyperbolic solutions within tent-shaped spacetime regions. Unlike standard Runge-Kutta methods, the new methods yield expected convergence properties when standard high order spatial (discontinuous Galerkin) discretizations are used. After presenting a derivation of nonstandard order conditions for these methods, we show numerical examples of nonlinear hyperbolic systems to demonstrate the optimal convergence rates. We also report on the discrete stability properties of these methods applied to linear hyperbolic equations.

1. INTRODUCTION

For simulating wave phenomena, the state of the art relies heavily on efficient and accurate numerical solution techniques for hyperbolic systems. This paper is concerned with those solution techniques that proceed by subdividing the spacetime into tent-shaped subregions satisfying a causality condition. Just as light cones are often used to delineate what is causally possible and impossible in the spacetime, tent-shaped spacetime regions are natural to impose causality when numerically solving hyperbolic equations. By constraining the height of the tent pole, erected vertically in an increasing time direction, one can ensure that the tent encloses the domain of dependence of all its points. This constraint on the tent pole height is a causality condition that a numerical scheme using such tents should satisfy. The spacetime subdivision into tents may be unstructured, thus allowing such schemes to advance in time by different amounts at different spatial locations, i.e., local time stepping can be naturally built in while subdividing the spacetime into tents.

The main contribution of this paper is a new explicit Runge-Kutta type time stepping scheme for solving hyperbolic systems within a spacetime tent. Standard time stepping methods cannot be directly applied on tents, since tents are generally not a tensor product of a spatial domain with a time interval. A non-tensor product spacetime tent can be mapped to a tensor product spacetime cylinder using a degenerate Duffy-like transformation. This is the basis of the Mapped Tent Pitching (MTP) schemes that we introduced previously in [4]. As shown there, a spacetime Piola map can be used to pull back the hyperbolic system from the tent to the spacetime cylinder. Being a tensor product domain, the spacetime cylinder, admits the use of standard explicit time stepping schemes, like the classical RK4 scheme. However, as we shall show here, expected convergence rates are *not* observed when such standard explicit schemes are

This work was funded in part by NSF grant DMS-1912779 and by Austrian Science Fund (FWF) grant F65: *Taming Complexity in Partial Differential Equations*.

used. The cause of this problem can be traced back to the degeneracy of the map. After illustrating this problem, we shall introduce a new Structure Aware Runge-Kutta (SARK) scheme, which overcomes this problem.

We first reported the above-mentioned order reduction in [5], where a fix was proposed for *linear* hyperbolic systems, called the Structure Aware Taylor (SAT) scheme. In contrast, the new SARK schemes of this paper are applicable to *both linear and nonlinear* hyperbolic systems.

Prior work on tent-based methods spans both the computational engineering literature [2, 8] and numerical analysis literature [3, 9]. These works have clearly articulated the promise of tent-based schemes, including local time stepping, even with higher order spatio-temporal discretizations, and the opportunities to utilize concurrency. Recent advances include tent-based Trefftz methods [10] and the use of asynchronous SDG (spacetime discontinuous Galerkin) methods to new engineering applications [1].

To place the present contribution in the perspective of these existing works, a few words regarding our focus on explicit time stepping are in order. The ratio of memory movements to flops is very low for explicit schemes, making them highly suitable for the newly emerging many-core processors. However, before the introduction of MTP schemes in [4], it was not clear that such advantages of explicit time stepping could be brought to any tent-based method. Now that we have an algorithmic avenue to perform explicit time stepping within tent-based schemes, we turn to the study of accuracy and convergence orders. Having encountered the unexpected roadblock of the above-mentioned convergence order reduction, we have been focusing on developing time stepping techniques to overcome it. This paper is an outgrowth of these studies.

In the next section, we quickly review the construction of MTP schemes, showing how the main system of ordinary differential equations (ODEs) that is the subject of this paper arises. In Section 3, we show why we should not use standard Runge-Kutta schemes for solving the ODE system. Then, in Section 4, we propose our new SARK schemes for solving the ODE system. Section 5 derives order conditions for these schemes. In Section 6, we study the discrete stability of SARK schemes. Section 7 reports on the good performance of the new schemes when applied to some standard nonlinear hyperbolic systems.

2. CONSTRUCTION OF MAPPED TENT PITCHING SCHEMES

In this section we give a brief overview of MTP schemes. A fuller exposition can be found in [4]. Let \mathcal{T} be a simplicial conforming spatial mesh of a bounded spatial domain $\Omega_0 \subset \mathbb{R}^N$. Spacetime tents are built atop this spatial mesh in a sequence of steps. At the i th step, a tent K_i is added. It takes the form

$$(1) \quad K_i := \{(x, t) : x \in \omega_V, \tau_{i-1}(x) \leq t \leq \tau_i\}$$

where ω_V is the vertex patch made up of all elements in \mathcal{T} connected to a mesh vertex V . In (1), the function $\tau_i(x)$ is a continuous function of the spatial coordinate x that is piecewise linear with respect to \mathcal{T} . The graph of τ_i represents the advancing spacetime front at the i th step, so the tent K_i may be thought of as the spacetime domain between these advancing fronts. Within K_i , the distance the central vertex V can advance in

time is restricted by the *causality constraint*

$$(2) \quad |\nabla \tau_i| < \frac{1}{c_{\max}},$$

where c_{\max} is an upper bound for the local wavespeed on ω_V of a hyperbolic system under consideration.

The hyperbolic systems we have in mind are general systems with L unknowns in N spatial dimensions, posed on the spacetime cylinder $\Omega := \Omega_0 \times (0, t_{\max})$ for some final time t_{\max} . For sufficiently regular functions $g : \Omega \times \mathbb{R}^L \rightarrow \mathbb{R}^L$ and $f : \Omega \times \mathbb{R}^L \rightarrow \mathbb{R}^{L \times N}$, the hyperbolic problem is to find $u : \Omega \rightarrow \mathbb{R}^L$ such that

$$(3) \quad \partial_t g(x, t, u) + \operatorname{div}_x f(x, t, u) = 0$$

where $\partial_t = \partial/\partial t$ denotes the time derivative and div_x denotes the row-wise divergence operator. Hyperbolicity of (3) implies that there is a set of eigenvalues—whose magnitudes give wavespeeds—for each direction vector and each point x, t, u . Let $c(x, t, u)$ denote the maximum of these wavespeeds over all directions. The quantity c_{\max} in (2) can be taken to be any upper bound for these $c(x, t, u)$ for $(x, t) \in K_i$.

MTP schemes proceed by mapping each of the tents arising above to a spacetime cylinder. To define the mapping, we consider a general tent K over any given vertex patch ω_V , defined by

$$(4) \quad K := \{(x, t) : x \in \omega_V, \varphi_b(x) \leq t \leq \varphi_t(x)\}.$$

The functions φ_b and φ_t are continuous functions that are piecewise linear on the vertex patch and may be identified as the bottom and top advancing fronts restricted to the vertex patch ω_V . To map the tent K to the spacetime cylinder $\hat{K} := \omega_V \times (0, 1)$, we define the transformation $\Phi : \hat{K} \rightarrow K$ by $\Phi(x, \hat{t}) := (x, \varphi(x, \hat{t}))$, where

$$(5) \quad \varphi(x, \hat{t}) := (1 - \hat{t})\varphi_b(x) + \hat{t}\varphi_t(x).$$

Defining $F : \Omega \times \mathbb{R}^L \rightarrow \mathbb{R}^{L \times (N+1)}$ by

$$F(x, t, u) := [f(x, t, u), g(x, t, u)] \in \mathbb{R}^{L \times (N+1)},$$

we may write (3) as

$$\operatorname{div}_{x,t} F(x, t, u) = 0.$$

The spacetime divergence $\operatorname{div}_{x,t}$ is a row-wise operator which applies the spatial derivative to the first N components and the temporal derivative to the last component. The well-known Piola transformation of F , defined by $\hat{F} = (\det \Phi') (F \circ \Phi) (\Phi')^{-T}$ can be simplified after calculating the derivatives of Φ to

$$\hat{F} = (F \circ \Phi) \begin{bmatrix} \delta I & -\nabla \varphi \\ 0 & 1 \end{bmatrix}$$

where $\delta(x) = \varphi_t(x) - \varphi_b(x)$ and $I \in \mathbb{R}^{N \times N}$ is the identity matrix. By the properties of the Piola map, we then immediately have

$$(6) \quad \operatorname{div}_{x,\hat{t}} \hat{F}(x, \hat{t}, \hat{u}) = 0,$$

with $\hat{u} = u \circ \Phi$ and the spacetime divergence $\operatorname{div}_{x,\hat{t}}$ on \hat{K} . Finally, as described in [4], writing \hat{F} in terms of f and g , we find that (6) is equivalent to

$$(7) \quad \partial_{\hat{t}} (g(x, \hat{t}, \hat{u}) - f(x, \hat{t}, \hat{u}) \nabla \varphi(\hat{t})) + \operatorname{div}_x (\delta(x) f(x, \hat{t}, \hat{u})) = 0,$$

which is again a conservation law.

For readability, we omit the spatial variable x and pseudo-time \hat{t} from the arguments of functions in (7) and simply write

$$(8) \quad \partial_{\hat{t}} (g(\hat{u}) - f(\hat{u}) \nabla \varphi) + \operatorname{div}_x (\delta f(\hat{u})) = 0,$$

which describes the evolution of \hat{u} along pseudo-time from $\hat{t} = 0$ to $\hat{t} = 1$. Since

$$\varphi(x, \hat{t}) = (1 - \hat{t}) \varphi_b(x) + \hat{t} \varphi_t(x) = \varphi_b(x) + \hat{t} \delta(x),$$

we may split $g(\hat{u}) - f(\hat{u}) \nabla \varphi$ into parts with and without explicit dependence on pseudo-time, allowing us to rewrite (8) as

$$\partial_{\hat{t}} ((g(\hat{u}) - f(\hat{u}) \nabla \varphi_b) - \hat{t} f(\hat{u}) \nabla \delta) + \operatorname{div}_x (\delta f(\hat{u})) = 0.$$

This equation is the starting point for our spatial discretization. We use a discontinuous Galerkin method based on

$$V_h = \{v : v|_K \text{ is a polynomial of degree } \leq p \text{ on all spatial elements } T \in \mathcal{T}\}.$$

When restricted to the vertex patch ω_V we obtain $V_h(\omega_V) = \{v|_{\omega_V} : v \in V_h\}$. Multiplying (8) by a test function $v_h \in V_h$ and integrating by parts over the patch ω_V , we obtain

$$(9) \quad \int_{\omega_V} \frac{d}{d\hat{t}} \left(g(\hat{u}) - f(\hat{u}) \nabla \varphi \right) \cdot v_h = \sum_{T \subset \omega_V} \int_T \delta f(\hat{u}) : \nabla v_h - \sum_{F \subset \omega_V} \int_F \delta f_n(\hat{u}^+, \hat{u}^-) \cdot \llbracket v_h \rrbracket,$$

for all $v_h \in V_h$ and all $\hat{t} \in [0, 1]$. Here and throughout, every facet F is assigned a unit normal, simply denoted by n , whose direction is arbitrarily fixed, except when $F \subset \partial\Omega$, in which case it points outward. The traces \hat{u}^+ and \hat{u}^- of \hat{u} from either side are defined by

$$\hat{u}^+ := \lim_{s \rightarrow 0^+} \hat{u}(x + sn) \quad \text{and} \quad \hat{u}^- := \lim_{s \rightarrow 0^+} \hat{u}(x - sn).$$

In (9), we also used a numerical flux f_n on each facet F (that takes values in \mathbb{R}^L depending on values \hat{u}^+, \hat{u}^- from either side) and the jump $\llbracket \hat{u} \rrbracket := \hat{u}_h^+ - \hat{u}_h^-$. In these definitions, whenever \hat{u}^+ falls outside Ω , it is prescribed using some given boundary conditions.

Let $m = \dim V_h(\omega_V)$ and let ψ_i , $i = 1, \dots, m$ denote any standard local basis for $V_h(\omega_V)$. Introducing $U : [0, 1] \rightarrow \mathbb{R}^m$, consider the basis expansion

$$(10) \quad \hat{u}(x, \hat{t}) = \sum_{i=1}^m U_i(\hat{t}) \psi_i(x).$$

Equation (9) leads to an ODE system for $U(\hat{t})$ as follows. Define (possibly nonlinear) operators $M_0 : \mathbb{R}^m \rightarrow V_h(\omega_V)$, $M_1 : \mathbb{R}^m \rightarrow V_h(\omega_V)$, and $A : \mathbb{R}^m \rightarrow V_h(\omega_V)$ by

$$(11a) \quad \int_{\omega_V} M_0(U) v_h = \int_{\omega_V} (g(\hat{u}) - f(\hat{u}) \nabla_x \varphi_b) \cdot v_h$$

$$(11b) \quad \int_{\omega_V} M_1(U) v_h = \int_{\omega_V} f(\hat{u}) \nabla_x \delta \cdot v_h$$

$$(11c) \quad \int_{\omega_V} A(U) v_h = \sum_{T \subset \omega_V} \int_T \delta f(\hat{u}) : \nabla v_h - \sum_{F \subset \omega_V} \int_F \delta f_n(\hat{u}^+, \hat{u}^-) \cdot \llbracket v_h \rrbracket,$$

for all $v_h \in V_h(\omega_V)$, where \hat{u} in all terms on the right hand sides above is to be expanded in terms of U using (10).

With these notations, problem (9) becomes the problem of finding $U : [0, 1] \rightarrow \mathbb{R}^m$ satisfying

$$(12) \quad \frac{d}{d\hat{t}} M(\hat{t}, U(\hat{t})) = A(U(\hat{t})),$$

given some $U(0) = U_0 \in \mathbb{R}^m$. Here $M : [0, 1] \times \mathbb{R}^m \rightarrow V_h(\omega_V)$ is defined by

$$(13) \quad M(\hat{t}, W) = M_0(W) - \hat{t} M_1(W), \quad 0 \leq \hat{t} \leq 1, \quad W \in \mathbb{R}^m.$$

3. DIFFICULTY WITH STANDARD TIME STEPPING

In this section, we describe the problem we must overcome, thus setting the stage for the new schemes proposed in Section 4. The problem is that standard Runge-Kutta methods when applied to the tent system (12)—after a standard reformulation—do not give expected orders of convergence.

A standard approach to numerically solve (12) proceeds by introducing a new variable $Y(\hat{t}) := M(\hat{t}, U(\hat{t}))$. Then, using the inverse mapping $M^{-1}(\hat{t}, \cdot)$, the primary variable is $U(\hat{t}) = M^{-1}(\hat{t}, Y(\hat{t}))$. Substituting this expression for U on the right hand side of (12), we can bring (12) to the standard form

$$(14) \quad \frac{d}{d\hat{t}} Y(\hat{t}) - A(M^{-1}(\hat{t}, Y(\hat{t}))) = 0.$$

Standard ODE solvers, such as the classical explicit RK4 method, may now be directly applied to (14). Unfortunately, this leads to reduced convergence order, as we shall now see.

Consider the example of the one-dimensional Burger's equation

$$(15a) \quad \partial_t u(x, t) + \partial_x u(x, t)^2 = 0, \quad \forall (x, t) \in [0, 1] \times (0, t_{\max}],$$

with initial values set by

$$(15b) \quad u(x, 0) = \exp\left(-50\left(x - \frac{1}{2}\right)^2\right), \quad \forall x \in [0, 1],$$

an inflow boundary condition at $x = 0$, and an outflow boundary condition at $x = 1$. The final time $t_{\max} = 0.1$ is chosen such that the exact solution is still a smooth function (before the onset of shock). Therefore no regularization or limiting is expected to be essential to witness high order convergence. The exact solution at t_{\max} shown in Fig. 1a

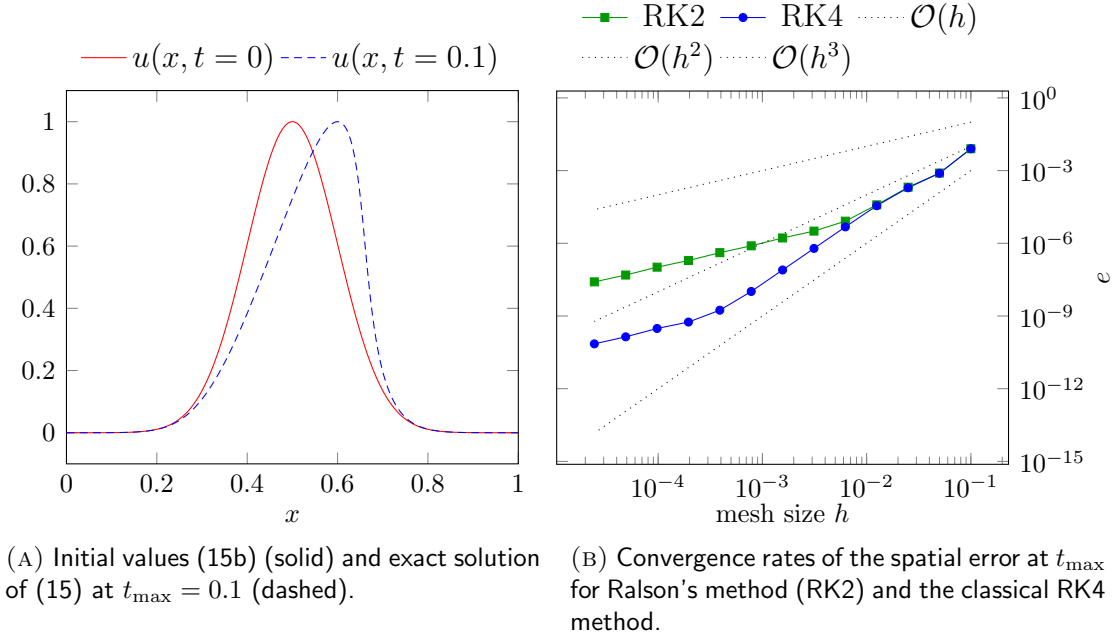


FIGURE 1. Exact solution u and convergence rates of the error e , defined in (15c), for the example of the Burger's equation described in (15).

is obtained by the method of characteristics together with a Newton's method. Let $u_h(x)$ be the numerical solution of (15) at $t = t_{\max}$ computed with an explicit MTP scheme using a DG method of order $p = 2$ for the spatial discretization. Thus one would expect the error

$$(15c) \quad e := \|u(\cdot, 0.1) - u_h\|_{L^2([0,1])}$$

to go to zero at a rate of $\mathcal{O}(h^3)$. However our observations in Figure 1b run counter to that expectation. Figure 1b reports the rates we observed when two standard time stepping schemes were used to solve (14), namely the two-stage (RK2) and the four-stage (RK4) explicit Runge-Kutta time stepping schemes. Although we see third order convergence for the first few refinement steps, the rate eventually drops to first order for both methods. We shall return to this example in Subsection 7.1 after developing a method without this convergence reduction.

4. STRUCTURE AWARE RUNGE-KUTTA TYPE METHODS

In this section, we develop specialized Runge-Kutta type schemes that do not show the above mentioned order loss of classical Runge-Kutta schemes. The appearance of M^{-1} in (14) is the cause of the problem. Although M is linear in \hat{t} , its inverse is not. Therefore a spacetime polynomial solution of a hyperbolic problem is not generally preserved even by high order discretizations of (14).

With this in mind, we motivate the definition of the new scheme by reformulating (12) in terms of two variables $Z(\hat{t})$ and $Y(\hat{t})$, defined by

$$Z(\hat{t}) = M_0(U(\hat{t})), \quad Y(\hat{t}) = M(\hat{t}, U(\hat{t})) = Z(\hat{t}) - \hat{t}M_1(U(\hat{t})).$$

Then (12) implies

$$(16) \quad Y' = A(U(\hat{t})), \quad Z' = A(U(\hat{t})) + (\hat{t}M_1(U(\hat{t})))',$$

together with the initial conditions $Y(0) = Z(0) = M_0(U_0)$. Here and throughout we use primes ($'$) to abbreviate $d/d\hat{t}$. The key idea is to avoid the inversion of the time-dependent M at all \hat{t} , limiting the inversion to just that of M_0 . Assuming we can compute the time-independent inverse M_0^{-1} , we define

$$\tilde{A} = A \circ M_0^{-1}, \quad \tilde{M}_1 = M_1 \circ M_0^{-1}.$$

Then, (16) yields the following ODE system for Y and Z on $0 < \hat{t} < 1$:

$$(17a) \quad Z' = \tilde{A}(Z(\hat{t})) + (\hat{t}\tilde{M}_1(Z(\hat{t})))', \quad Z(0) = Y_0,$$

$$(17b) \quad Y' = \tilde{A}(Z(\hat{t})), \quad Y(0) = Y_0,$$

where $Y_0 = M_0(U_0)$.

Integrating the equations of (17) from 0 to τ , we obtain

$$(18a) \quad Z(\tau) = Z(0) + \tau\tilde{M}_1(Z(\tau)) + \int_0^\tau \tilde{A}(Z(s)) ds,$$

$$(18b) \quad Y(\tau) = Y(0) + \int_0^\tau \tilde{A}(Z(s)) ds.$$

The new scheme, defined below, may be thought of as motivated by quadrature approximations to the integrals above. Note that we are only interested in such quadratures that result in explicit schemes. Moreover, we must also approximate $\tau\tilde{M}_1(Z(\tau))$ by an extrapolation formula that uses prior values of Z , in order to keep the scheme explicit.

Definition 1. Given an initial condition Y_0 , an s -stage SARK method for (17) computes

$$(19a) \quad Z_i = Y_0 + \tau \sum_{j < i} d_{ij} \tilde{M}_1(Z_j) + \tau \sum_{j < i} a_{ij} \tilde{A}(Z_j), \quad 1 \leq i \leq s,$$

$$(19b) \quad Y_\tau = Y_0 + \tau \sum_{i=1}^s b_i \tilde{A}(Z_i).$$

This explicit method is determined by the coefficient matrices $b \in \mathbb{R}^{s \times 1}$, $\mathcal{A} \in \mathbb{R}^{s \times s}$, and $\mathcal{D} \in \mathbb{R}^{s \times s}$:

$$b = (b_1, \dots, b_s), \quad \mathcal{A} = \begin{pmatrix} 0 & & & \\ a_{21} & 0 & & \\ \vdots & \ddots & 0 & \\ a_{s1} & \dots & a_{s,s-1} & 0 \end{pmatrix}, \quad \mathcal{D} = \begin{pmatrix} 0 & & & \\ d_{21} & 0 & & \\ \vdots & \ddots & 0 & \\ d_{s1} & \dots & d_{s,s-1} & 0 \end{pmatrix}.$$

Hence we use $\frac{c}{b} \left| \begin{array}{c|c} \mathcal{A} & \mathcal{D} \\ \hline & b \end{array} \right|$ instead of the standard Butcher tableau $\frac{c}{b} \left| \begin{array}{c|c} \mathcal{A} & \\ \hline & b \end{array} \right|$ to express our scheme. Here we restrict ourselves to schemes where $c \in \mathbb{R}^s$ is set by the consistency condition

$$c_i = \sum_{j=1}^{i-1} a_{ij}.$$

In the next section, we shall develop a theory to choose appropriate values of a_{ij} , d_{ij} , and b_i . There, Subsection 5.4 contains some specific examples of SARK scheme tableaus.

5. ORDER CONDITIONS FOR THE SCHEME

Appropriate values of a_{ij} , d_{ij} , and b_i can be found by order conditions obtained by matching terms in the Taylor expansions of the exact solution $Y(\tau)$ and the discrete solution Y_τ . To derive these order conditions we follow the general methodology laid out in [7]. For this, we need to first compute the derivatives of the exact flow (in §5.1), then the derivatives of the discrete flow (in §5.2), followed by the formulation of resulting order conditions (in §5.3).

5.1. Derivatives of the exact solution. Continuing to use primes (') for total derivatives with respect to a single variable like $d/d\tau$, to ease the tedious calculations below, we shall also employ the n th order Frechet derivative of a function $g : D \subset \mathbb{R}^m \rightarrow V$, for some vector space V . It is denoted by $g^{(n)}(z) : \mathbb{R}^m \times \cdots \times \mathbb{R}^m \rightarrow V$ and defined by the symmetric multilinear form

$$g^{(n)}(z)(v_1, \dots, v_n) = \sum_{i_1, i_2, \dots, i_n=1}^m \frac{\partial^n g(z)}{\partial x_{i_1} \cdots \partial x_{i_n}} [v_1]_{i_1} \cdots [v_n]_{i_n}$$

for any $v_1, \dots, v_n \in \mathbb{R}^m$. Whenever g and $z : (0, 1) \rightarrow \mathbb{R}^m$ are sufficiently smooth for the derivatives below to exist continuously, we have the following formulae.

$$(20a) \quad \frac{d}{d\tau} g(z(\tau)) = g^{(1)}(z(\tau))(z'(\tau)),$$

$$(20b) \quad \frac{d^2}{d\tau^2} g(z(\tau)) = g^{(2)}(z(\tau))(z'(\tau), z'(\tau)) + g^{(1)}(z(\tau))(z''(\tau)),$$

$$(20c) \quad \begin{aligned} \frac{d^3}{d\tau^3} g(z(\tau)) &= g^{(3)}(z(\tau))(z'(\tau), z'(\tau), z'(\tau)) \\ &\quad + 3g^{(2)}(z(\tau))(z'(\tau), z''(\tau)) + g^{(1)}(z(\tau))(z'''(\tau)), \end{aligned}$$

$$(20d) \quad \begin{aligned} \frac{d^4}{d\tau^4} g(z(\tau)) &= g^{(4)}(z(\tau))(z'(\tau), z'(\tau), z'(\tau), z'(\tau)) \\ &\quad + 6g^{(3)}(z(\tau))(z'(\tau), z'(\tau), z''(\tau)) + 4g^{(2)}(z(\tau))(z'(\tau), z'''(\tau)) \\ &\quad + 3g^{(2)}(z(\tau))(z''(\tau), z''(\tau)) + g^{(1)}(z(\tau))(z''''(\tau)). \end{aligned}$$

These formulae can be derived by repeated application of the chain rule (or by applying the Faà di Bruno formula). We will also need to use

$$(21) \quad \frac{d^k}{d\tau^k}(\tau g(z(\tau))) = \tau \frac{d^k}{d\tau^k} g(z(\tau)) + k \frac{d^{k-1}}{d\tau^{k-1}} g(z(\tau)),$$

which is a simple consequence of the Leibniz rule.

We start by computing the derivatives of $Z(\tau)$ at $\tau = 0$. To express such derivatives concisely, we introduce the notation

$$\begin{aligned} \alpha &= \tilde{A}(Z(0)), & \alpha^{(n)}(v_1, \dots, v_n) &= \tilde{A}^{(n)}(Z(0))(v_1, \dots, v_n), \\ \mu &= \tilde{M}_1(Z(0)), & \mu^{(n)}(v_1, \dots, v_n) &= \tilde{M}^{(n)}(Z(0))(v_1, \dots, v_n). \end{aligned}$$

From (17a), it is immediate that $Z'(0) = \tilde{A}(Z(0)) + \tilde{M}(Z(0))$. Thus,

$$(22a) \quad Z'(0) = \alpha + \mu.$$

For the next derivative, we differentiate (17a) twice to get $Z''(\tau) = (\tilde{A}(Z(\tau))' + (\tau \tilde{M}_1(Z(\tau)))''$. Calculating the latter using (21), simplifying using (20), and evaluating at $\tau = 0$, we obtain

$$(22b) \quad Z''(0) = (\alpha^{(1)} + 2\mu^{(1)})(\alpha + \mu).$$

By the same procedure, starting with $Z'''(\tau) = (\tilde{A}(Z(\tau))'' + (\tau \tilde{M}_1(Z(\tau)))'''$ and using (21) and (20), we also have

$$(22c) \quad Z'''(0) = (\alpha^{(2)} + 3\mu^{(2)})(\alpha + \mu, \alpha + \mu) + (\alpha^{(1)} + 3\mu^{(1)})((\alpha^{(1)} + 2\mu^{(1)})(\alpha + \mu)).$$

Armed with (22), we proceed to compute the derivatives of Y . Obviously, (17b) implies

$$(23a) \quad Y'(0) = \tilde{A}(Z(0)) = \alpha.$$

Differentiating (17b) again, using (20), and evaluating at $\tau = 0$ using the previously computed derivatives of Z in (22), we also get

$$(23b) \quad Y''(0) = \alpha^{(1)}(\alpha + \mu)$$

$$(23c) \quad Y'''(0) = \alpha^{(2)}(\alpha + \mu, \alpha + \mu) + \alpha^{(1)}((\alpha^{(1)} + 2\mu^{(1)})(\alpha + \mu)).$$

5.2. Derivatives of the discrete flow. The next task is to compute the coefficients of the Taylor expansion of the function Y_τ defined in (19b). The arguments Z_i in (19b) are also functions of τ , as given by (19a). Therefore, in what follows, we first differentiate $Z_i \equiv Z_i(\tau)$ and then Y_τ .

Obviously, $Z_i(0)$ and $Z(0)$ coincide, so we will focus on the first and higher derivatives of Z_i at $\tau = 0$. To this end, we differentiate (19a) k times to get

$$\frac{d^k Z_i}{d\tau^k} = \sum_{j < i} \left[d_{ij} \frac{d^k}{d\tau^k} (\tau \tilde{M}_1(Z_j(\tau))) + a_{ij} \frac{d^k}{d\tau^k} (\tau \tilde{A}(Z_j(\tau))) \right].$$

Using (21) for $k = 1, 2, 3$, then (20), and evaluating at $\tau = 0$ we obtain

$$(24a) \quad Z'_i(0) = \sum_{j < i} d_{ij}\mu + a_{ij}\alpha$$

$$(24b) \quad Z''_i(0) = 2 \sum_{j < i} \sum_{k < j} (d_{ij}\mu^{(1)} + a_{ij}\alpha^{(1)})(d_{jk}\mu + a_{jk}\alpha)$$

$$(24c) \quad Z'''_i(0) = 3 \sum_{j < i} \sum_{k < j} \sum_{l < j} (d_{ij}\mu^{(2)} + a_{ij}\alpha^{(2)})(d_{jk}\mu + a_{jk}\alpha, d_{jl}\mu + a_{jl}\alpha) \\ + 6 \sum_{j < i} \sum_{k < j} \sum_{l < k} (d_{ij}\mu^{(1)} + a_{ij}\alpha^{(1)})((d_{jk}\mu^{(1)} + a_{jk}\alpha^{(1)})(d_{kl}\mu + a_{kl}\alpha)).$$

Next, we focus on Y_τ . By (19b),

$$\frac{d^k Y_\tau}{d\tau^k} = \sum_{i=1}^s b_i \frac{d^k}{d\tau^k} (\tilde{A}(Z_i(\tau))).$$

Using (20), and evaluating the resulting terms at $\tau = 0$ by means of (24), we obtain

$$(25a) \quad Y'_\tau(0) = \sum_{i=1}^s b_i \alpha,$$

$$(25b) \quad Y''_\tau(0) = 2 \sum_{i=1}^s \sum_{j < i} b_i \alpha^{(1)}(d_{ij}\mu + a_{ij}\alpha),$$

$$(25c) \quad Y'''_\tau(0) = 3 \sum_{i=1}^s \sum_{j < i} \sum_{k < i} b_i \alpha^{(2)}(d_{ij}\mu + a_{ij}\alpha, d_{ik}\mu + a_{ik}\alpha) \\ + 6 \sum_{i=1}^s \sum_{j < i} \sum_{k < j} b_i \alpha^{(1)}((d_{ij}\mu^{(1)} + a_{ij}\alpha^{(1)})(d_{jk}\mu + a_{jk}\alpha)).$$

5.3. Formulation of order conditions. To obtain a specific method, we find values for a_{ij}, d_{ij} and b_i by matching the coefficients in the Taylor expansions of $Y(\tau)$ and Y_τ . Note that $Y_\tau(0) = Y_0 = Y(0)$, so the 0th order coefficients match.

The next terms in the Taylor expansions will match if $Y'(0) = Y'_\tau(0)$. For this it is sufficient that

$$(26) \quad \sum_{i=1}^s b_i = 1.$$

because of (23a) and (25a). To match the third terms in the Taylor expansions, equating (23b) and (25b),

$$\alpha^{(1)}(\alpha) + \alpha^{(1)}(\mu) = \sum_{i=1}^s \sum_{j < i} 2b_i d_{ij} \alpha^{(1)}(\mu) + 2b_i a_{ij} \alpha^{(1)}(\alpha).$$

Equating the coefficients of $\alpha^{(1)}(\alpha)$ and $\alpha^{(1)}(\mu)$, we conclude that $Y''(0) = Y_\tau''(0)$ if

$$(27) \quad 2 \sum_{i=1}^s \sum_{j<i} b_i d_{ij} = 1 \quad \text{and} \quad 2 \sum_{i=1}^s \sum_{j<i} b_i a_{ij} = 1.$$

If one desires to further match the next higher order terms, $Y_\tau'''(0) = Y'''(0)$, then the expressions in (23c) and (25c) must be equated, i.e.,

$$\begin{aligned} & \alpha^{(2)}(\alpha, \alpha) + 2\alpha^{(2)}(\alpha, \mu) + \alpha^{(2)}(\mu, \mu) \\ & + \alpha^{(1)}(\alpha^{(1)}(\alpha)) + \alpha^{(1)}(\alpha^{(1)}(\mu)) + 2\alpha^{(1)}(\mu^{(1)}(\alpha)) + 2\alpha^{(1)}(\mu^{(1)}(\mu)) \\ & = \sum_{i=1}^s \sum_{j<i} \sum_{k<i} \left[3b_i d_{ij} d_{ik} \alpha^{(2)}(\mu, \mu) + 6b_i d_{ij} a_{ik} \alpha^{(2)}(\mu, \alpha) + 3b_i a_{ij} a_{ik} \alpha^{(2)}(\alpha, \alpha) \right] \\ & + 6 \sum_{i=1}^s \sum_{j<i} \sum_{k<j} \left[b_i d_{ij} d_{jk} \alpha^{(1)}(\mu^{(1)}(\mu)) + b_i d_{ij} a_{jk} \alpha^{(1)}(\mu^{(1)}(\alpha)) \right. \\ & \quad \left. + b_i a_{ij} d_{jk} \alpha^{(1)}(\alpha^{(1)}(\mu)) + b_i a_{ij} a_{jk} \alpha^{(1)}(\alpha^{(1)}(\alpha)) \right]. \end{aligned}$$

For this equality to hold, the following seven conditions are sufficient as can be seen by equating the coefficients of $\alpha^{(2)}(\alpha, \alpha)$, $\alpha^{(2)}(\mu, \mu)$, $\alpha^{(2)}(\alpha, \mu)$, $\alpha^{(1)}(\alpha^{(1)}(\alpha))$, $\alpha^{(1)}(\alpha^{(1)}(\mu))$, $\alpha^{(1)}(\mu^{(1)}(\alpha))$, and $\alpha^{(1)}(\mu^{(1)}(\mu))$, respectively:

$$(28a) \quad 3 \sum_{i=1}^s b_i \left(\sum_{j<i} a_{ij} \right)^2 = 1,$$

$$(28b) \quad 3 \sum_{i=1}^s b_i \left(\sum_{j<i} d_{ij} \right)^2 = 1,$$

$$(28c) \quad 3 \sum_{i=1}^s b_i \left(\sum_{j<i} a_{ij} \right) \left(\sum_{j<i} d_{ij} \right) = 1,$$

$$(28d) \quad 6 \sum_{i=1}^s \sum_{j<i} \sum_{k<j} b_i a_{ij} a_{jk} = 1,$$

$$(28e) \quad 6 \sum_{i=1}^s \sum_{j<i} \sum_{k<j} b_i a_{ij} d_{jk} = 1,$$

$$(28f) \quad 3 \sum_{i=1}^s \sum_{j<i} \sum_{k<j} b_i d_{ij} a_{jk} = 1,$$

$$(28g) \quad 3 \sum_{i=1}^s \sum_{j<i} \sum_{k<j} b_i d_{ij} d_{jk} = 1.$$

Thus, we have proved the following result, which summarizes our discussions on order conditions.

Theorem 1. *Whenever \tilde{A} and \tilde{M} are smooth enough for the derivatives below to exist continuously,*

- (1) *the condition (26) implies $Y'(0) = Y'_\tau(0)$,*
- (2) *the conditions of (27) imply $Y''(0) = Y''_\tau(0)$, and*
- (3) *the conditions of (28) imply $Y'''(0) = Y'''_\tau(0)$.*

5.4. Examples of methods up to third order. Observe that the standard order conditions of Runge-Kutta methods are a subset of the order conditions derived in §5.3. Thus we base our SARK methods on existing Runge-Kutta methods. Below, we shall refer to an s -stage SARK method based on an existing Runge-Kutta method called “RKname” as “SARK(s , RKname)”.

A second order two-stage SARK method can be derived from a second order Runge-Kutta method once we find d_{ij} satisfying the additional condition

$$(29) \quad 2 \sum_{i=1}^2 \sum_{j<i} b_i d_{ij} = 1 \quad \Leftrightarrow \quad b_2 d_{21} = \frac{1}{2},$$

which was introduced in (27). For example, one may start with the standard explicit midpoint rule and select $d_{21} = 1/2$ to satisfy (29), thus arriving at the “SARK(2, midpoint)” method, listed first in Table 1. The table continues on to display further such methods obtained from other well-known second order Runge-Kutta schemes.

| | | | | |
|---------------|---------------|---|---------------|---|
| 0 | 0 | 0 | 0 | 0 |
| $\frac{1}{2}$ | $\frac{1}{2}$ | 0 | $\frac{1}{2}$ | 0 |
| <hr/> | | | | |
| | 0 | 1 | | |

(A) SARK(2, midpoint), based on the explicit midpoint rule

| | | | | |
|---------------|---------------|---------------|---------------|---|
| 0 | 0 | 0 | 0 | 0 |
| $\frac{2}{3}$ | $\frac{2}{3}$ | 0 | $\frac{2}{3}$ | 0 |
| <hr/> | | | | |
| | $\frac{1}{4}$ | $\frac{3}{4}$ | | |

(B) SARK(2, Ralston), based on Ralston's second order method

| | | | | |
|-------|---------------|---------------|---|---|
| 0 | 0 | 0 | 0 | 0 |
| 1 | 1 | 0 | 1 | 0 |
| <hr/> | | | | |
| | $\frac{1}{2}$ | $\frac{1}{2}$ | | |

(C) SARK(2, Heun), based on Heun's second order method

TABLE 1. Two-stage SARK methods

| | | | | | | |
|---------------|---------------|---------------|---------------|---------------|---|---|
| 0 | 0 | 0 | 0 | 0 | 0 | 0 |
| $\frac{1}{2}$ | $\frac{1}{2}$ | 0 | 0 | $\frac{1}{2}$ | 0 | 0 |
| 1 | -1 | 2 | 0 | -3 | 4 | 0 |
| <hr/> | | | | | | |
| | $\frac{1}{6}$ | $\frac{2}{3}$ | $\frac{1}{6}$ | | | |

(A) SARK(3, Kutta) method, based on Kutta's third order method

| | | | | | | |
|---------------|---------------|---------------|---------------|----------------|---------------|---|
| 0 | 0 | 0 | 0 | 0 | 0 | 0 |
| $\frac{1}{3}$ | $\frac{1}{3}$ | 0 | 0 | $\frac{1}{3}$ | 0 | 0 |
| $\frac{2}{3}$ | 0 | $\frac{2}{3}$ | 0 | $-\frac{2}{3}$ | $\frac{4}{3}$ | 0 |
| <hr/> | | | | | | |
| | $\frac{1}{4}$ | 0 | $\frac{3}{4}$ | | | |

(B) SARK(3, Heun) method, based on Heun's third order method

TABLE 2. Three-stage SARK methods

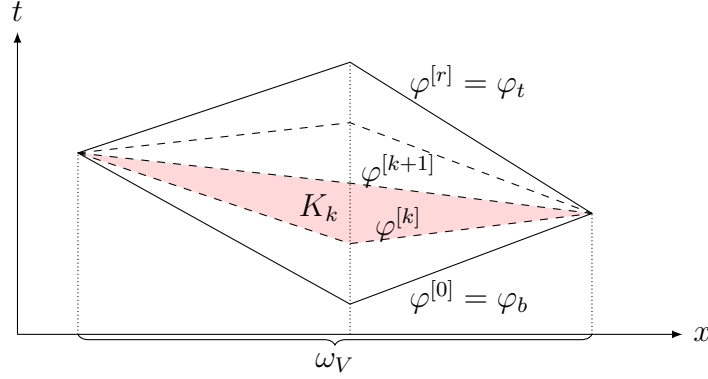


FIGURE 2. Illustration of the subtent K_k (shaded) defined in (30). It is the image under Φ of the tensor product domain $\tilde{K}_k = \omega_V \times (\hat{t}_k, \hat{t}_{k+1})$.

The third order SARK methods in Table 2 are based on known third order Runge-Kutta methods with three stages. The additional coefficients d_{ij} are chosen, such that (27)-(28) are satisfied.

5.5. Application of multiple steps within a tent. Recall that the ODE system we need to solve within one mapped tent is (17) for $0 < \hat{t} < 1$. Since the \hat{t} interval is not small, we subdivide it into r subintervals and use the previously described s -stage SARK scheme within each subinterval, as described next.

We subdivide the unit interval $[0, 1]$ into r subintervals

$$[\hat{t}_k, \hat{t}_{k+1}], \quad k = 0, 1, \dots, r-1, \quad \text{where } \hat{t}_k = \frac{k}{r},$$

and apply (19) within each subinterval as described next.

First observe that the above splitting of the unit \hat{t} -interval corresponds to subdividing the original tent K , as given by (4), into r “subtents” (see Fig. 2) of the form

$$(30) \quad K_k = \{(x, t) : x \in \omega_V, \varphi^{[k]} \leq t \leq \varphi^{[k+1]}\}$$

where $\varphi^{[k]} = \varphi(\hat{t}_k)$. Clearly $\varphi^{[0]} = \varphi_b$ and $\varphi^{[r]} = \varphi_t$.

We then apply (19) to each of these subtents. Accordingly, let $M_{0,[k]}$ be defined by (11a) after replacing φ_b by $\varphi^{[k]}$. Keeping the same definition of A and M_1 , let $\tilde{M}_1^{[k]} = M_1 \circ M_{0,[k]}^{-1}$, $\tilde{A}^{[k]} = A \circ M_{0,[k]}^{-1}$, and $\tau^{[k]} = \hat{t}_{k+1} - \hat{t}_k$. Then the application of (19) on each interval $[\hat{t}_k, \hat{t}_{k+1}]$ results in the following algorithm.

Algorithm 1.

- (1) If the input is Y_0 , an approximation to $Y(0)$ at the tent bottom, then set $Y^{[0]} = Y_0$. If the input is U_0 , an approximation to $U(0)$ at the tent bottom, then set $Y^{[0]} = Y_0 = M_0(U_0)$.
- (2) For $k = 0, 1, \dots, r-1$ do:

(a) For $i = 1, 2, \dots, s$, compute

$$Z_i^{[k]} = Y^{[k]} + \tau^{[k]} \sum_{j=1}^{i-1} d_{ij} \tilde{M}_1^{[k]}(Z_j^{[k]}) + \tau^{[k]} \sum_{j=1}^{i-1} a_{ij} \tilde{A}^{[k]}(Z_j^{[k]}).$$

(b) Compute

$$Y^{[k+1]} = Y^{[k]} + \tau^{[k]} \sum_{i=1}^s b_i \tilde{A}^{[k]}(Z_i^{[k]}).$$

(3) Set

$$Y_1^{r,s} = Y^{[r]}.$$

Output this as the approximation to $Y(1)$ at the tent top.

We conclude this section by defining the propagation operators of the above algorithm, which we shall use later. At step k , we define the (generally nonlinear) partial propagation operator $T^{[k+1]} : V_h(\omega_V) \rightarrow V_h(\omega_V)$, using the intermediate quantities in the algorithm:

$$(31a) \quad T^{[k+1]}(Y^{[k]}) = Y^{[k+1]}.$$

Let the total propagation operator on the tent $T : V_h(\omega_V) \rightarrow V_h(\omega_V)$ be defined by

$$(31b) \quad T = T^{[r]} \circ \dots \circ T^{[2]} \circ T^{[1]}.$$

Clearly, the input and output of the algorithm are related to T by

$$(32) \quad Y_1^{r,s} = T(Y_0).$$

6. INVESTIGATION OF DISCRETE STABILITY

This section is devoted to remarks on the stability of the new SARK schemes. While it is common to study stability of ODE solvers by applying them to a simple scalar ODE, keeping our application of spatially varying hyperbolic solutions in mind, we consider changes in an energy-like measure on the solution $U(\hat{t})$. Recall that $U(\hat{t}) \in \mathbb{R}^m$ is the coefficient vector of the basis expansion of the mapped finite element solution $\hat{u}(x, \hat{t}) \in V_h(\omega_V)$, as defined by (10). We limit ourselves to the case where the energy-like quantity

$$(33) \quad \|U(\hat{t})\|_{M(\hat{t})}^2 := \int_{\omega_V} M(\hat{t}, U) \cdot \hat{u} = \int_{\omega_V} (M_0(U) - \hat{t}M_1(U)) \cdot \hat{u}$$

is a *norm* and (the generally nonlinear operators) M, M_0 and M_1 defined in (13), (11a) and (11b), respectively, are linear, so that we may rewrite $M(\hat{t}, U) = M(\hat{t})U$ using the linear operator $M(\hat{t}) := M_0 - \hat{t}M_1 : \mathbb{R}^m \rightarrow V_h(\omega_V)$. For many standard linear hyperbolic systems, the causality condition can be used to easily show that $M(\hat{t})$ is identifiable with a symmetric positive definite matrix so that (33) indeed defines a norm. In the special case of $g(v) = v$, we note that on flat advancing fronts, where $\varphi(x, \hat{t})$ is independent of x for some fixed \hat{t} , (33) reduces to

$$\|U(\hat{t})\|_{M(\hat{t})}^2 = \int_{\omega_V} \hat{u} \cdot \hat{u},$$

so $\|U(\hat{t})\|_{M(\hat{t})}$ becomes the familiar spatial L^2 norm of $\hat{u}(\cdot, \hat{t})$.

6.1. Our procedure to study linear stability. Stability of the scheme within a tent can be understood by studying the discrete analogue of the ratio $\|U(1)\|_{M(1)}/\|U(0)\|_{M(0)}$ for all possible initial data $U(0)$. This amounts to studying the norm of the discrete propagation operator for U , which we proceed to formulate. First, recall the connection between U and Y , namely $Y(\hat{t}) = M(\hat{t})U(\hat{t})$. Algorithm 1, takes as input an approximation U_0 to $U(0)$ at the tent bottom and outputs $Y_1^{r,s}$, an approximation to $Y(1)$ at the tent top. Hence the associated approximation to $U(1)$ is

$$U_1^{r,s} := M(1)^{-1}Y_1^{r,s}.$$

Next, recall the discrete propagation operator defined by (31). It is now a linear operator that maps $Y_0 = M(0)U_0$ to $Y_1^{r,s}$ according to (32). Define the *tent propagation matrix* $S : \mathbb{R}^m \rightarrow \mathbb{R}^m$ by

$$(34) \quad S = M(1)^{-1}TM(0).$$

Clearly, (32) implies that

$$(35) \quad U_1^{r,s} = SU_0.$$

The discrete analogue of $\|U(1)\|_{M(1)}/\|U(0)\|_{M(0)}$ is $\|U_1^{r,s}\|_{M(1)}/\|U_0\|_{M(0)}$ which can be bounded using the following norm of S :

$$\|S\|_{L(M(0), M(1))} = \sup_{0 \neq W \in \mathbb{R}^m} \frac{\|SW\|_{M(1)}}{\|W\|_{M(0)}}.$$

It is immediate from (35) that $\|U_1^{r,s}\|_{M(1)} \leq \|S\|_{L(M(0), M(1))}\|U_0\|_{M(0)}$. Thus the study of stability of SARK schemes is reduced to computing estimates for the norm of S .

We now describe how we computed the norm of S for some examples below. Writing $\hat{v}(x, \hat{t}) = \sum_{i=1}^m V_i(\hat{t})\psi_i(x)$ and $\hat{w}(x, \hat{t}) = \sum_{i=1}^m W_i(\hat{t})\psi_i(x)$, in analogy with the basis expansion of \hat{u} in (10), let $\mathbb{M}_{\hat{t}}$ be the $m \times m$ symmetric positive definite matrix satisfying $W^\top \mathbb{M}_{\hat{t}} V = \int_{\omega_V} M(\hat{t}) V \cdot \hat{w}$. Then

$$\begin{aligned} \|S\|_{L(M(0), M(1))}^2 &= \sup_{0 \neq W \in \mathbb{R}^m} \frac{(SW)^\top \mathbb{M}_1 (SW)}{W^\top \mathbb{M}_0 W} \\ &= \sup_{0 \neq W \in \mathbb{R}^m} \frac{W^\top (S^\top \mathbb{M}_1 S) W}{W^\top \mathbb{M}_0 W} \\ &= \sup\{|\lambda| : \exists 0 \neq X \in \mathbb{R}^m \text{ satisfying } (S^\top \mathbb{M}_1 S)X = \lambda \mathbb{M}_0 X\}. \end{aligned}$$

Thus, to investigate the stability of a scheme, we computed $T^{[k]}$ from the scheme's Butcher-like tableau, then T by (31b), followed by S per (34), and finally, the square root of the spectral radius of $\mathbb{M}_0^{-1}(S^\top \mathbb{M}_1 S)$, which equals $\|S\|_{L(M(0), M(1))}$ as shown above. We expand on the first of these steps in the next few subsections by displaying $T^{[k]}$ for some SARK schemes and end this section by reporting our numerical estimates for $\|S\|_{L(M(0), M(1))}$ for an example.

6.2. Propagation operator of two-stage SARK methods. For an arbitrary two-stage SARK method the only non-zero coefficients are b_1, b_2, a_{21}, d_{21} . For a given $Y^{[k]} = M_{0,[k]}U^{[k]}$ we obtain

$$\begin{aligned} Z_1^{[k]} &= Y^{[k]}, \\ Z_2^{[k]} &= Y^{[k]} + \tau^{[k]} d_{21} \tilde{M}_1^{[k]} Z_1^{[k]} + \tau^{[k]} a_{21} \tilde{A}^{[k]} Z_1^{[k]} \\ &= \left(I + \tau^{[k]} \left(d_{21} \tilde{M}_1^{[k]} + a_{21} \tilde{A}^{[k]} \right) \right) Y^{[k]}, \end{aligned}$$

with the identity matrix $I \in \mathbb{R}^{m \times m}$. The propagation from \hat{t}_k to \hat{t}_{k+1} reads

$$\begin{aligned} Y^{[k+1]} &= Y^{[k]} + \tau^{[k]} \left(b_1 \tilde{A}^{[k]} Z_1^{[k]} + b_2 \tilde{A}^{[k]} Z_2^{[k]} \right) \\ &= \left(I + \tau^{[k]} (b_1 + b_2) \tilde{A}^{[k]} + (\tau^{[k]})^2 \tilde{A}^{[k]} \left(b_2 d_{21} \tilde{M}_1^{[k]} + b_2 a_{21} \tilde{A}^{[k]} \right) \right) Y^{[k]} \\ &= \left(I + \tau^{[k]} \tilde{A}^{[k]} + \frac{1}{2} (\tau^{[k]})^2 \tilde{A}^{[k]} \left(\tilde{M}_1^{[k]} + \tilde{A}^{[k]} \right) \right) Y^{[k]}, \end{aligned}$$

where we used the order conditions (26) and (27) for second order methods. This results in the propagation matrix

$$T^{[k]} = I + \tau^{[k]} \tilde{A}^{[k]} + \frac{1}{2} (\tau^{[k]})^2 \tilde{A}^{[k]} \left(\tilde{M}_1^{[k]} + \tilde{A}^{[k]} \right),$$

such that $Y^{[k+1]} = T^{[k]} Y^{[k]}$.

6.3. Propagation operator of three-stage SARK methods. A similar calculation for three-stage SARK methods, using the order conditions (26)-(28), leads to the propagation matrix

$$\begin{aligned} T^{[k]} &= I + \tau^{[k]} \tilde{A}^{[k]} + \frac{1}{2} (\tau^{[k]})^2 \tilde{A}^{[k]} \left(\tilde{M}_1^{[k]} + \tilde{A}^{[k]} \right) \\ &\quad + \frac{1}{6} (\tau^{[k]})^3 \tilde{A}^{[k]} \left(2\tilde{M}_1^{[k]} + \tilde{A}^{[k]} \right) \left(\tilde{M}_1^{[k]} + \tilde{A}^{[k]} \right). \end{aligned}$$

6.4. Discrete stability measure for a model problem. We report the practically observed values of the previously described stability measure (namely the norm $\|S\|_{L(M(0), M(1))}$) for some SARK schemes applied to the two-dimensional convection equation

$$\partial_t u(x, t) + \operatorname{div}_x (b u(x, t)) = 0, \quad \forall (x, t) \in \Omega_0 \times (0, t_{\max}],$$

with $\Omega_0 = [0, 1]^2$, $t_{\max} = 0.05$, the flux field $b = (1, 1)^\top$ and periodic boundary conditions. The time slab $\Omega = \Omega_0 \times (0, t_{\max})$ is filled with tents. Within each such tent K_i , let C_i denote the norm $\|S\|_{L(M(0), M(1))}$ computed with $S, M(0)$, and $M(1)$ specific to that tent. We expect C_i to be close to one for a stable method. Let

$$(36) \quad \bar{C} := \max_i \{C_i - 1\},$$

where the maximum is taken over all tents in the time slab. To gain an understanding of practical stability, we examine the values of \bar{C} as a function of the number of SARK stages (s), polynomial degree (p), and more importantly, the number of substeps per tent (r).

In all our numerical experiments, we observed that on each tent, for a fixed s , the norm $\|S\|_{L(M(0),M(1))}$ tends to 1 with increasing number of substeps r , and moreover, we discovered a dependence of the following form

$$\|S\|_{L(M(0),M(1))} = 1 + \mathcal{O}(r^{-s})$$

on each tent K_i . Therefore, we organize our report on numerical stability observations into plots of values of \bar{C} as a function of r . We do so for two SARK methods, one with $s = 2$ and another with $s = 3$. The results are displayed in Fig. 3. After a prominent preasymptotic region, we observe that \bar{C} , as a function of r , exhibits the rate $\mathcal{O}(r^{-s})$ in all cases, except one.

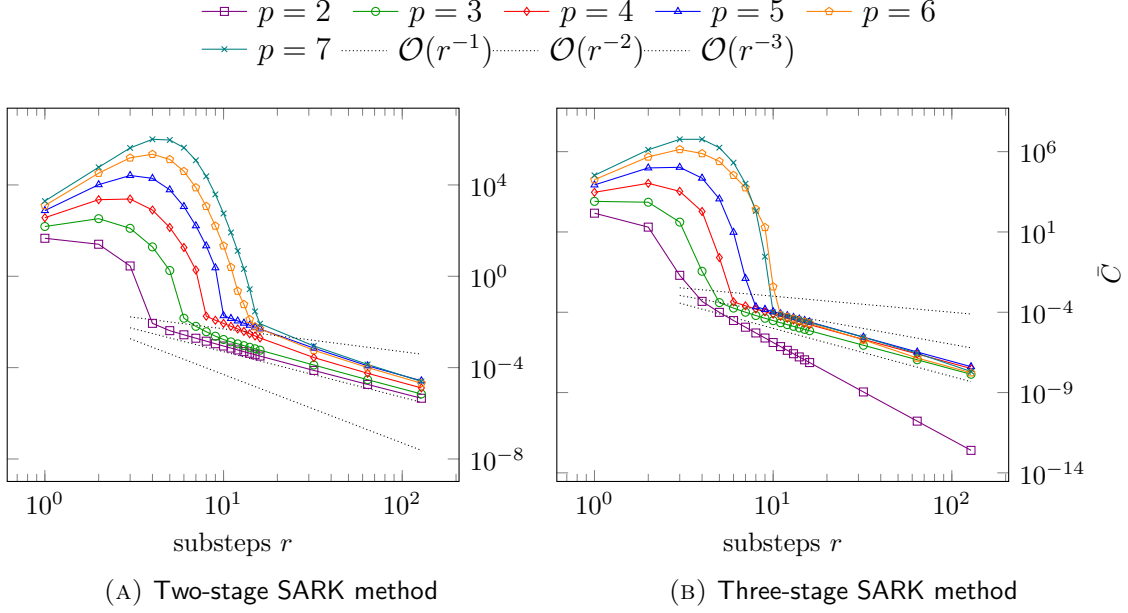


FIGURE 3. Observed dependence of \bar{C} on r for $p = 2, 3, 4, 5, 6, 7$ and $s = 2, 3$.

The exceptional case is the case $p = 2$ in Fig. 3b, where the stability measure approaches the ideal value of 1 much faster. We do not have an explanation for this observation.

Note that all the plotted curves in Fig. 3 shift to the top and right as p increases, i.e., the number of substeps r required to keep the same stability measure \bar{C} increases with p . This behavior is akin to the p -dependence of the CFL-conditions of standard time stepping schemes.

7. NUMERICAL RESULTS

In this section, we collect our observations on the performance of the new SARK schemes, on the one-dimensional Burger's equation (in §7.1) and the two-dimensional Euler system (in §7.2–§7.3). While §7.2 focuses on the study of convergence rates for a smooth Euler solution, §7.3 presents the application of SARK scheme on the computationally challenging problem of simulating a Mach 3 wind tunnel with a forward-facing step.

7.1. Convergence rates for Burger's equation. Let us begin by returning to the one-dimensional model problem of Section 3 to show that the SARK methods do *not* suffer from the previously described convergence order reduction. For this discussion, the equation and error e are as in (15). We apply Algorithm 1 with SARK schemes of $s = 2$ and $s = 3$ stages, collect values of e for various h and plot them in Fig. 4.

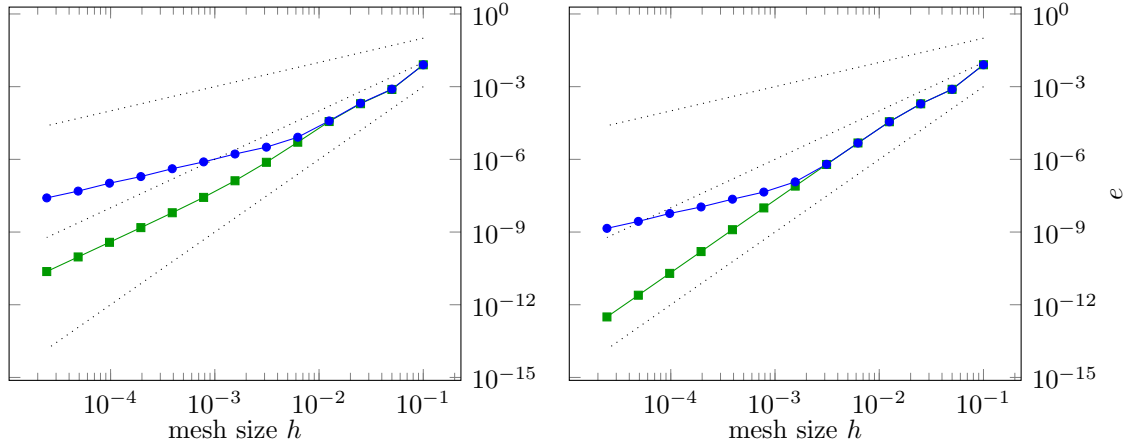
The data shown in Fig. 4 was generated with the polynomial order $p = 2$ in space and $h = 2^{-i}/10$ for $i = 0 \dots 12$. The tents were built so that (2) is satisfied with $c_{\max} = 8$. Algorithm 1 is applied with $r = 4$ substeps within each tent. As h decreases, in Fig. 4a we eventually see quadratic convergence for the two-stage SARK method (although the convergence rate seems to be slightly higher in a preasymptotic regime), while the rate of the underlying standard Runge-Kutta method drops to first order. The three-stage SARK method in Fig. 4b shows cubic convergence while the rate of the underlying standard Runge-Kutta method drops to first order again. These plots clearly show the benefit of using SARK scheme over the corresponding standard Runge-Kutta scheme.

7.2. Convergence rates for a 2D Euler system. Now we apply SARK methods to the Euler system. Similar to the Burger's example, which we discussed in the previous section, we choose smooth initial data and fix a final time before the onset of shock so that no limiting is needed.

Recall that the Euler system fits into (3) with

$$(37a) \quad u = \begin{pmatrix} \rho \\ m \\ E \end{pmatrix}, \quad g(u) = u, \quad f(u) = \begin{pmatrix} m \\ m \otimes m/\rho + pI \\ (E + p)m/\rho \end{pmatrix}.$$

■ SARK(s) ● RK(s) $\mathcal{O}(h)$ $\mathcal{O}(h^2)$ $\mathcal{O}(h^3)$



(A) Convergence rates obtained from SARK(2, Ralston) method (see Table 1b) and the standard Ralston method.

(B) Convergence rates obtained from SARK(3, Heun) method (see Table 2b) and the standard Heun scheme.

FIGURE 4. Plots of the error e defined in (15) for SARK and RK methods.

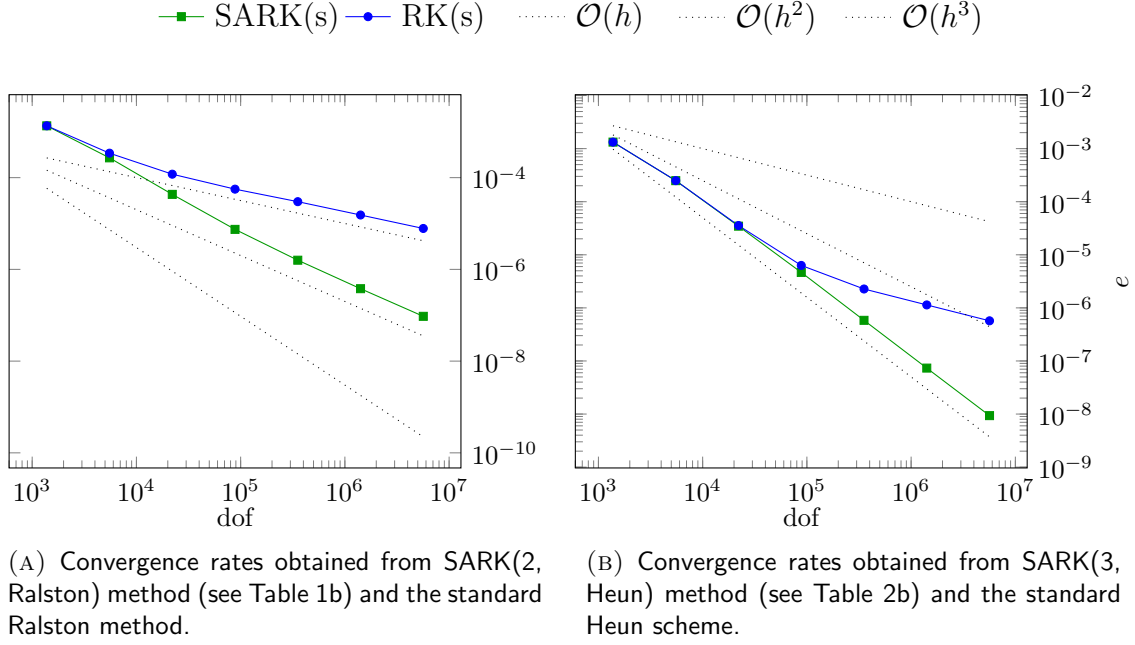


FIGURE 5. Error e as defined in (37e) over spatial degrees of freedom (dof) for SARK and standard RK methods applied to the Euler equation on tents as described in (37).

Here the functions $\rho : \Omega_0 \rightarrow \mathbb{R}$, $m : \Omega_0 \rightarrow \mathbb{R}^2$ and $E : \Omega_0 \rightarrow \mathbb{R}$ denote the density, momentum, and total energy of a perfect gas in the spatial domain $\Omega_0 = [0, 1]^2$. Furthermore, we use $P = \frac{1}{2}\rho T$ for the pressure, $T = \frac{4}{d}\left(\frac{E}{\rho} - \frac{1}{2}\frac{|m|^2}{\rho^2}\right)$ for the temperature and $d = 5$ denotes the degrees of freedom of the gas particles. The initial values are set by

$$(37b) \quad \rho_0 = 1 + e^{-100((x-0.5)^2 + (y-0.5)^2)},$$

$$(37c) \quad m_0 = (0, 0)^\top,$$

$$(37d) \quad P_0 = 1 + e^{-100((x-0.5)^2 + (y-0.5)^2)},$$

and the final time $t_{\max} = 0.1$.

The data shown in Fig. 5 was generated with polynomial degree $p = 2$ in space and mesh sizes $h = 0.1 \times 2^{-i}$, for $i = 0 \dots 6$. For the tent generation c_{\max} in (2) was set to 8 and the number of substeps $r = 4$. Since we do not have an exact solution in closed form, we compare the numerical solution computed using c_{\max} with a “reference solution” computed with the higher characteristic speed $2 \cdot c_{\max}$. The latter requires many more tents to reach the final time. Let the former and latter approximations to $u(\cdot, t_{\max})$ be denoted by u_h and u_h^{ref} , respectively. We define the error by

$$(37e) \quad e := \|u_h - u_h^{\text{ref}}\|_{L^2(\Omega_0)}.$$

This is the quantity that is plotted in Fig. 5.

The errors of the two-stage SARK method and the underlying RK method is seen to diverge already for the first refinement level in Fig. 5a. While the SARK method shows the expected second convergence order, the rate of the RK method drops to first order.

For the three-stage methods in Fig. 4b, we see cubic convergence for both method for the first few refinements. The convergence rate of the RK method eventually drops to first order while the SARK converges at third order.

7.3. Mach 3 wind tunnel. We conclude with the well-known benchmark example [11] of the wind tunnel with a forward-facing step onto which gas flows at Mach 3. The situation is modeled by the already described Euler system (37a), but now with the initial values

$$(38) \quad \rho_0 = 1.4, \quad m_0 = \rho_0(3, 0)^\top, \quad p_0 = 1$$

on a spatial domain Ω_0 with a re-entrant corner at the edge of the forward-facing step — the domain and the boundary conditions are exactly as illustrated in numerous previous works, see e.g., [4, Fig. 4(a)]. Our numerical experience with this problem shows that it is beneficial to use high order local time stepping. As in our prior study [4], we use a spatially refined mesh near the re-entrant corner and let the tents adapt, providing automatic local time stepping. In contrast to the standard time stepping used in [4], we now use one of the newly proposed SARK schemes.

We shall apply the SARK(3, Heun) method. Unlike the study in §7.2, now we must handle multiple shocks that develop over time, so it is necessary to add some stabilization to the system. This is done by adding artificial viscosity based on the entropy residual as suggested by [6]—details of this stabilization on tents are exactly as already described in [4], so we omit them here.

One of the components of the computed solution is shown in Fig. 6. This was generated with polynomial order $p = 4$ in space, maximal characteristic speed $c_{\max} = 10$ and $r = 16$ substeps within each tent. The solution component (logarithmic density) shown in Fig. 6a is comparable with the solution we previously obtained using standard methods in [4], but now due to the higher accuracy of the new SARK time integration, we obtained a similar quality solution faster (with the overall simulation time on the same processor reduced by a factor of 10). We also observed that the entropy residuals calculated off the computed solution with SARK schemes led to a significantly reduced addition of artificial viscosity. The artificial viscosity coefficients generated by the entropy residual are shown in Fig. 6b, which is about half the size of what is shown in the corresponding plot in our earlier work [4, Fig. 5].

REFERENCES

- [1] Abedi, R., Haber, R.: Spacetime simulation of dynamic fracture with crack closure and frictional sliding. *Advanced Modeling and Simulation in Engineering Sciences* **5**(22) (2018)
- [2] Abedi, R., Petracovici, B., Haber, R.: A spacetime discontinuous Galerkin method for linearized elastodynamics with element-wise momentum balance. *Computer Methods in Applied Mechanics and Engineering* **195**(25), 3247 – 3273 (2006)
- [3] Falk, R.S., Richter, G.R.: Explicit finite element methods for symmetric hyperbolic equations. *SIAM Journal on Numerical Analysis* **36**(3), 935–952 (1999)
- [4] Gopalakrishnan, J., Schöberl, J., Wintersteiger, C.: Mapped tent pitching schemes for hyperbolic systems. *SIAM Journal on Scientific Computing* **39**(6), B1043–B1063 (2017)
- [5] Gopalakrishnan, J., Schöberl, J., Wintersteiger, C.: An explicit mapped tent pitching scheme for Maxwell equations. In: *Spectral and High Order Methods for Partial Differential Equations ICOSAHOM 2018* (2020)

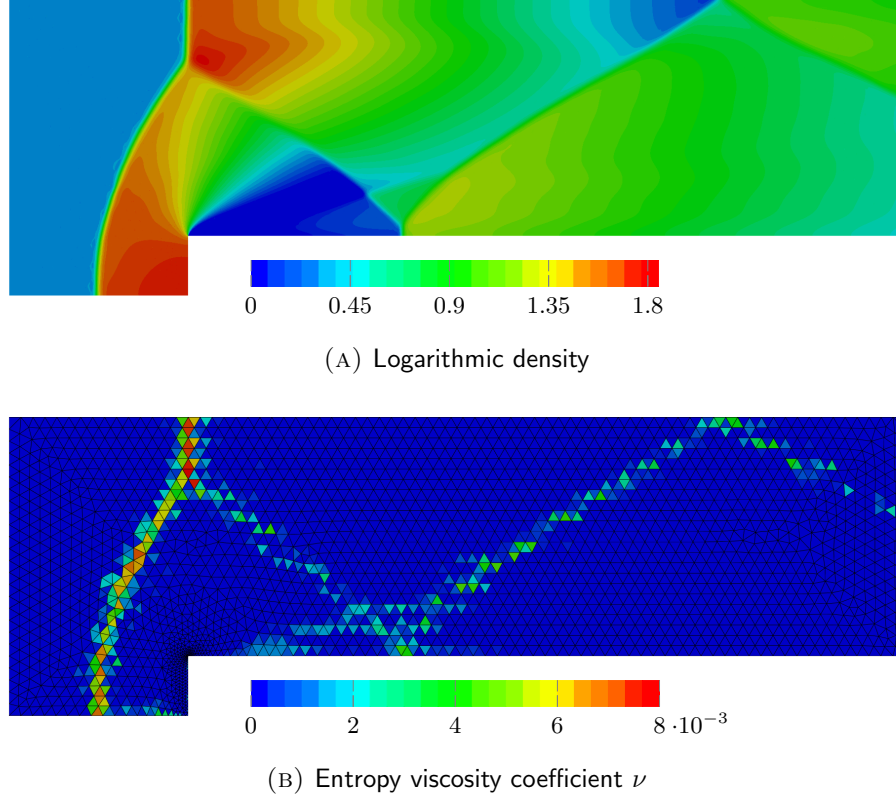


FIGURE 6. Solution of the Mach 3 wind tunnel with a forward-facing step at the final time $t_{\max} = 4$ solved on 4128 triangles with SARK(3, Heun) and spatial degree $p = 4$.

- [6] Guermond, J.L., Pasquetti, R., Popov, B.: Entropy viscosity method for nonlinear conservation laws. *J. Comput. Phys.* **230**(11), 4248–4267 (2011)
- [7] Hairer, E., Nørsett, S., Wanner, G.: *Solving Ordinary Differential Equations I: Nonstiff Problems*. Springer Series in Computational Mathematics. Springer Berlin Heidelberg (2008)
- [8] Miller, S., Haber, R.: A spacetime discontinuous Galerkin method for hyperbolic heat conduction. *Computer Methods in Applied Mechanics and Engineering* **198**(2), 194 – 209 (2008)
- [9] Monk, P., Richter, G.R.: A discontinuous Galerkin method for linear symmetric hyperbolic systems in inhomogeneous media. *Journal of Scientific Computing* **22**(1), 443–477 (2005)
- [10] Perugia, I., Schöberl, J., Stocker, P., Wintersteiger, C.: Tent pitching and Trefftz-DG method for the acoustic wave equation. *Computers & Mathematics with Applications* (2020)
- [11] Woodward, P., Colella, P.: The numerical simulation of two-dimensional fluid flow with strong shocks. *J. Comput. Phys.* **54**(1), 115–173 (1984)

PORTLAND STATE UNIVERSITY, PO BOX 751, PORTLAND OR 97207, USA
E-mail address: gjay@pdx.edu

TECHNISCHE UNIVERSITÄT WIEN, WIEDNER HAUPTSTRASSE 8-10, 1040 WIEN, AUSTRIA
E-mail address: joachim.schoeberl@tuwien.ac.at

TECHNISCHE UNIVERSITÄT WIEN, WIEDNER HAUPTSTRASSE 8-10, 1040 WIEN, AUSTRIA
E-mail address: christoph.wintersteiger@tuwien.ac.at