

# Open Set Modulation Recognition Based on Dual-Channel LSTM Model

Youwei Guo, Hongyu Jiang, Jing Wu, and Jie Zhou

**Abstract**—Deep neural networks have achieved great success in computer vision, speech recognition and many other areas. The potential of recurrent neural networks especially the Long Short-Term Memory (LSTM) for open set communication signal modulation recognition is investigated in this letter. Time-domain sampled signals are first converted to two normalized matrices which will be fed into a four layer Dual-Channel LSTM network tailored for open set modulation recognition. With two cascaded Dual-Channel LSTM layers, the designed network can automatically learn sequence-correlated features from the raw data. With center loss and weibull distribution, proposed algorithm can recognize partial open set modulations. Experiments on the public RadioML dataset indicates that different analog and digital modulations can be effectively classified by the proposed model, while partial open set modulations can be recognized. Quantitative analysis on the dataset shows that the proposed method can achieve an average accuracy of 90.2% at varying SNR ranging from 0dB to 18dB in classifying the considered 11 classes, while accuracy of open set experiment dramatically improved by 14.2%.

**Index Terms**—Deep learning, DC-LSTM, LSTM, modulation recognition, open set.

## I. INTRODUCTION

THE recognition of modulation signals plays an important role in cognitive radio and spectrum monitoring owing to the rich information contained in communication signals. Numerous automatic modulation recognition algorithms have been proposed which mainly include decision theory based methods and machine learning based methods [1].

The letter only focuses on machine learning based algorithms due to the huge demand of parameters estimation of decision theory based algorithms. Current machine learning based algorithms can be divided into two types: methods based on traditional machine learning and methods based on deep learning. Traditional machine learning based modulation recognition algorithms need to design handcrafted expert features extractor and combine features with machine learning algorithms appropriately. Deep learning has achieved great success in computer vision and many other areas [2]. They have also been applied to modulation recognition. Researchers have utilized deep neural network to improve the performance of classifiers [3], to recognize modulations by constellation diagram [4], by feature graph [5], [6] or by sampling signals [7]–[9].

Nevertheless, much works so far just only focus on modulation classification of close set, hence open set unknown

classes cannot be rejected. Not only the deep neural networks can be used to extract features automatically from modulation signals, they can also be used to recognize open set signals. Open set deep neural network based on weibull distribution is proposed in [10] to recognize images of unknown classes, however the activation vectors of which are separable instead of discriminative. The Dual-Channel LSTM network (DC-LSTM) which achieves state of the art classification performance is firstly introduced, then DC-LSTM will be combined with center loss [11] and weibull distribution [10] to realize open set modulation recognition.

The proposed scheme consists of the following steps:1) convert the complex communication modulation signal to two matrices which are appropriate as a recurrent neural network input;2) two cascaded Dual-Channel long short-term memory layers designed to extract sequence-correlated features of In-phase/Quadrature signal components and Amplitude/Phase signal components;3) two fully connected layers designed to concatenate features and classify features to corresponding classes;4) An extreme value distribution - weibull distribution adopted to fit the cut off probability of the distance from features to features centers and modify neural network outputs. The effectiveness of the methodology is validated on a standard public dataset RadioML2016.10a [12]. Quantitative analysis indicated that the proposed method can achieve the state of the art performance and recognize open set modulations. It is the first effort to achieve open set modulation recognition to our best knowledge.

## II. METHODOLOGY

### A. Two Real Matrices Representation for Modulation Signal

The general representation of the received signal can be fully expressed as a complex vector which is given by:

$$r(n) = s(n) * c(n) + N(n) \quad (1)$$

where  $s(n)$  is the emitting noise free complex baseband envelop of the received signal  $r(n)$ ,  $N(n)$  is Additive White Gaussian Noise (AWGN) with zero mean and variance  $\sigma_n^2$  and  $c(n)$  is the time varying impulse response of wireless transmission channel [9]. It has to be converted to real matrices in order to be able to be fed into real-valued recurrent neural networks. Two matrices representation  $V_1, V_2$  tailored for neural networks are proposed as follows:

$$R = \sqrt{\frac{1}{T} \sum_{n=1}^T |r(n)|^2} \quad (2)$$

Y. Guo, H. Jiang, J. Wu, and J. Zhou are with the Institute of Electronic Engineering, China Academy of Engineering Physics, Mianyang 621999, China (email: pkugyw@pku.edu.cn; doherty2004@163.com; wu1019@mail.ustc.edu.cn; zhoujie-iec@caep.cn).

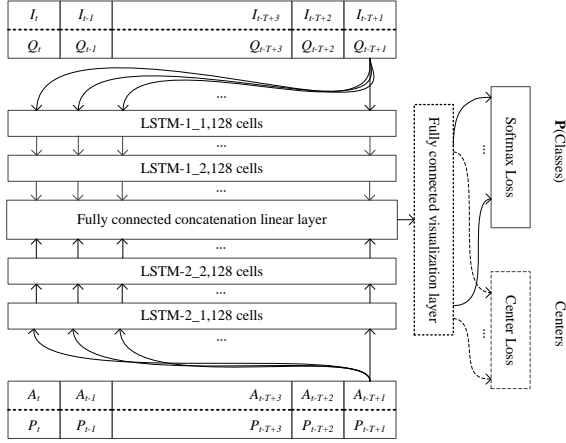


Fig. 1. Dual-Channel LSTM network architecture.

$$I(n) = \Re(r(n))/R \quad (3)$$

$$Q(n) = \Im(r(n))/R \quad (4)$$

$$A(n) = \sqrt{I^2(n) + Q^2(n)}/R \quad (5)$$

$$P(n) = \arctan(Q(n)/I(n))/\pi \quad (6)$$

$$V_1 = [I, Q] \quad (7)$$

$$V_2 = [A, P] \quad (8)$$

where  $T$  is the sample length of the received signal  $r(n)$ ,  $I(n)$ ,  $Q(n)$  and  $A(n)$  are the real part, imaginary part and the instantaneous amplitude of the received signal  $r(n)$  which are L2-Normalized by  $R$ ,  $P(n)$  is the instantaneous phase of the received signal  $r(n)$  which is normalized between -1 and +1.

### B. Dual-Channel LSTM

The architecture of Dual-Channel LSTM (DC-LSTM) in this letter is shown in Fig. 1 which contains two Dual-Channel LSTM layers, two fully connected layers, a softmax classifier and a centers calculator which is connected to the penultimate layer output.

Each LSTM layer is comprised of 128 LSTM cells and the activation function is hyperbolic tangent. Different LSTM layer channels are designed to extract features of different attributes (such as I/Q or A/P). Detailed parameters of each layer are described as follows.

Dimension of each training or testing example is  $C \times T \times 2$ , where  $C$  represents the channel of input signal and  $T \times 2$  represents the dimension of signal components. Each time step representations with dimension  $C \times 2$  are fed into the network, an output of  $C \times T \times C_1$  obtained after  $T$  time steps, where  $C_i$  represents the cell number of  $i_{th}$  LSTM layer, for the second LSTM layer only the last time step will produce an output whose dimension is  $C \times C_2$ , the output of different channels are concatenated by concatenation layer and then will be fed to the fully connected layers. A fully connected layer with two neurons will be connected to the concatenation layer for visualization, and the output layer has  $N$  (number of modulations classes) neurons.

### C. Loss Function

The loss function of proposed network is different from traditional classification neural networks whose loss function only contains cross-entropy (also named Softmax Loss). A loss function which combines cross-entropy with center loss is introduced in [11], with which minimal classification error and clustering features can be obtained simultaneously. It can be written as:

$$L = L_s + \lambda L_c = - \sum_{i=1}^m \log \frac{e^{W_{y_i}^T x_i + b_{y_i}}}{\sum_{j=1}^n e^{W_{y_j}^T x_i + b_{y_j}}} + \frac{\lambda}{2} \sum_{i=1}^m \|x_i - c_{y_i}\|_2^2 \quad (9)$$

where  $x_i$  represents the  $i_{th}$  output of the penultimate layer,  $L_s$  and  $L_c$  represent cross-entropy and center loss respectively,  $c_{y_i}$  represents the center vector whose label equal to  $y_i$ ,  $\lambda$  is the control parameter which balances cross-entropy and center loss.

### D. Training and Open Set Testing

Parameters needed to be updated of proposed model contain parameters of network architecture and classes centers. Parameters of network architecture are updated by Adam gradient descent algorithm with mini-batch size 256 and fixed learning rate 0.01. Centers are updated iteratively each mini-batch with initial centers equal to zero,  $\lambda$  is set to 0.1 and  $\alpha$  is set to 0.5, detailed process can be found in [11]. Xavier initial method is adopted to maintain the performance. All models are running on one workstation who has 128GB memory, K40c GPU and Xeon ES-2640 CPU with deep learning library Keras and Tensorflow.

The special extreme value distribution - weibull distribution is adopted to fit the probability distribution of the distance from features to feature centers after classification model and feature centers acquired. The number  $M$  (which is determined by experience) is decided to choose how many farthest examples to fit the probability distribution function which is expressed as follows:

$$f(x|a, b) = \frac{b}{a} \left(\frac{x}{a}\right)^{b-1} e^{-\left(\frac{x}{a}\right)^b} I_{(0, \infty)}(x) \quad (10)$$

where  $a$  and  $b$  control the scale and shape of the distribution,  $I$  represents indicative function. Hence the cumulative distribution function can be written as:

$$F(x|a, b) = 1 - e^{-\left(\frac{x}{a}\right)^b} I_{(0, \infty)}(x) \quad (11)$$

the inverse cumulative distribution function is used to evaluate the probability of  $x$  bigger than a value:

$$InvF(x|a, b) = 1 - F(x|a, b) = e^{-\left(\frac{x}{a}\right)^b} I_{(0, \infty)}(x) \quad (12)$$

the predictions can be modified by  $a_i, b_i$  which are calculated from features  $v^{(l-1)}$  and the corresponding centers  $c_i$  as follows:

$$\hat{v}^{(l)}(i) = \begin{cases} InvF(\|v^{(l-1)} - c_i\|^2 | a_i, b_i) v^{(l)}(i) & v^{(l)}(i) > 0 \\ v^{(l)}(i) & v^{(l)}(i) < 0 \end{cases} \quad (13)$$

TABLE I  
RADIOML2016.10A DATASET PARAMETERS

Modulations	8PSK,AM-DSB,AM-SSB,BPSK, CPFSK,GFSK,PAM4,QAM16, QAM64,QPSK,WBFM
Samples per symbol	4
Sample length	128
SNR Range	-20dB to +18dB
Number of training samples	110,000
Number of testing samples	110,000

$$\hat{v}^{(l)}(N+1) = \sum_{i=1}^N v^{(l)}(i) - \sum_{i=1}^N \hat{v}^{(l)}(i) \quad (14)$$

$$\hat{P}(j) = \frac{\exp(\hat{v}^{(l)}(j))}{\sum_{i=1}^{N+1} \exp(\hat{v}^{(l)}(i))}, j = 1, 2, \dots, N+1 \quad (15)$$

where  $\hat{v}^{(l)}(N+1)$  and  $\hat{P}(N+1)$  represent the activation value and probability of unknown class respectively. Besides, the mean accuracy metric is adopted for all experiments to evaluate the performance.

### III. EXPERIMENTS

To evaluate the proposed framework, a standard public modulation signal dataset RadioML is considered, detailed parameters is shown in Table I. Two experiments - close set experiment and open set experiment are considered, where the training and testing set include all types in close set experiment and only testing set includes all types in open set experiment. These two experiments are used to evaluate the close set recognition performance and open set recognition performance respectively.

#### A. Close Set Experiment

Four LSTM based architectures - LSTM with IQ (LSTM-IQ), LSTM with AP (LSTM-AP), DC-LSTM, and DC-Bidirectional-LSTM (DC-BLSTM) are compared to choose the appropriate model. These models have been trained and tested on RadioML dataset and the training process is similar to [9]. Parameters of different architectures, parameters number, and training time are listed in Table II.

After training 70 epochs on the dataset, DC-LSTM model can achieve an average accuracy of 90.2% at varying SNR ranging from 0dB to 18dB. From the simulation results illustrated in Tabel. II, it can be concluded that whether utilizing IQ information or AP information, LSTM based model could achieve high recognition performance. This is significantly different from the results of [9] where IQ information cannot be used to recognize modulations, it is mainly caused by the truth that IQ information is not normalized. In addition, with IQ and AP information combined, the performance of DC-LSTM achieves 2.2% improvement than LSTM-AP model which has achieved the state of the art performace. DC-LSTM model is chosen as the network architecture for the following experiment considering parameters number, training time and classification performance. The results also indicate that information in In-phase and Quadrature is more important than information in Amplitude and Phase. Besides, it is hard

TABLE II  
LSTM BASED MODULATION RECOGNITION ARCHITECTURES  
COMPARISON

Architecture	Cells per layer	Parameters Number	Training Time	Accuracy (>=0dB)
AP 2 LSTM+1 Dense	128	200,075	1.5h	0.8790
IQ 2 LSTM+1 Dense	128	200,075	1.5h	0.9006
DC 2 LSTM+1 Dense	128	400,139	2.9h	0.9023
DC 2 B-LSTM+1 Dense	128	1,062,411	9.4h	0.8977

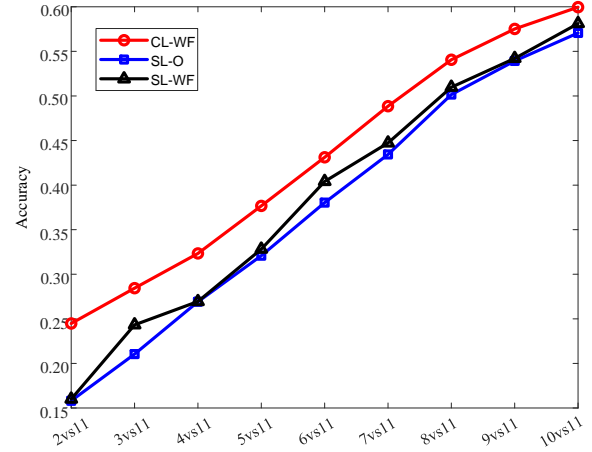


Fig. 2. Open Set Performance Comparison.

to declare which model is best among LSTM-IQ, DC-LSTM and DC-BLSTM.

#### B. Open Set Experiment

To evaluate the open set recognition performance of the proposed model, the RadioML dataset is splitted into two subsets - training set and testing set where training set only contains partial types while testing set contains all types. Network weights and feature centers are acquired from training on the training set and weibull distribution parameters are calculated from centers and feature distribution. M is set to 1000 according to simulation experiments.

Softmax loss only based model, softmax loss based model with weibull distribution fitting and center loss based model with weibull distribution fitting for open set recognition are shorted as SL-O,SL-WF and CL-WF for convenience. Comparison of different open set scene is illustrated in Fig 2 where  $a$  vs  $b$  indicates that there are  $a$  classes in training set and  $b$  classes in testing set respectively. Test on the testing dataset reveals that proposed CL-WF model could achieve a significant improvement of 14.2% than SL-O model. It should be noticed that error classified example in SL-O model which are ultimately modified by CL-WF model to *unknown* class would be treated as rightly classified. From Fig 2 we can also see that proposed algorithm could recognize partial open set modulation types even the model has never seen before. Besides CL-WF model distinctly performs better than SL-WF model [10]. The essential reason is that features in this model are not only separable but also discriminative.

From section above we have seen that SL-WF model cannot tackle the recognition task when encountering unknown

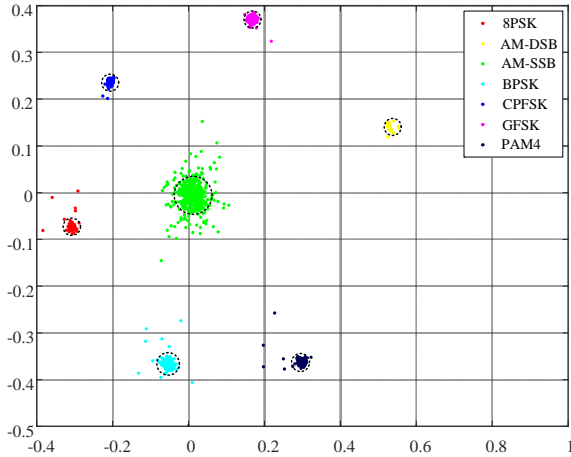


Fig. 3. Features distribution of training set.

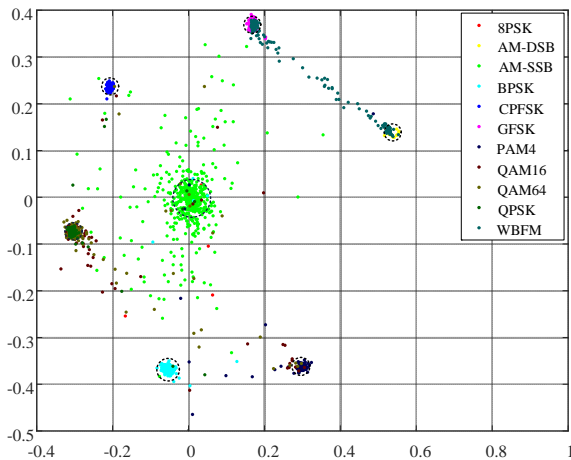


Fig. 4. Features distribution of testing set.

open set classes it has never seen while CL-WF model can recognize partial unknown classes. The following paragraphs give out the reason why the proposed model works by visualizing the features output of CL-WF model.

The fully connected layer with two neurons is added between concatenation layer and output layer for visualization convenience. Modified model is retrained in the same way, the feature distributions of training set and testing set with CL-WF model are illustrated in Fig. 3 and Fig. 4 respectively. The black dash circles indicate the known classes areas acquired from training, the other areas represent unknown classes or wrongly classified classes.

From Fig. 3 and Fig. 4 it can be concluded that: firstly, even open set unknown modulations would be clustering into a center; secondly, the centers of unknown classes are different from the known centers, this fact provides opportunity to recognize open set unknown classes. It should be aware that features are two-dimensional which caused extremely information compressed and dimension reduced, whereas this process is not adopted for performance evaluation. In addition, only correctly predicted training examples are used to calculate the centers of each class and the coefficients of different distributions.

## IV. CONCLUSION

A new DC-LSTM model, center loss and weibull distribution based open set automatic modulation recognition algorithm is proposed in this letter. Two matrices are adopted to represent raw modulation signals, a loss function based on cross-entropy and center loss is used to extract separable and discriminative features which are used to fit the weibull distribution to recognize open set modulations. Proposed algorithm is validated on the public dataset. Quantitative analysis indicates that with no unknown classes, the DC-LSTM model could achieve an average accuracy of 90.2% which achieves the state of the art result. With unknown classes, the performance can be dramatically improved on 14.2%. Experiments results reveal that the proposed algorithm can effectively recognize modulation types even with unknown modulation types. This is the first effort to tackle the automatic modulation recognition under open set circumstance to our best knowledge.

## REFERENCES

- [1] O. A. Dobre, A. Abdi, Y. Bar-Ness, and W. Su, "Survey of automatic modulation classification techniques: classical approaches and new trends," *IET Commun.*, vol. 1, no. 2, pp. 137–156, 2007.
- [2] Y. LeCun, Y. Bengio, and G. Hinton, "Deep learning," *Nature*, vol. 521, no. 7553, pp. 436–444, 2015.
- [3] J. Fu, C. Zhao, B. Li, and X. Peng, "Deep learning based digital signal modulation recognition," in *The Proceedings of the Third International Conference on Communications, Signal Processing, and Systems*. Springer, 2015, pp. 955–964.
- [4] X. Zhu and T. Fujii, "Modulation classification for cognitive radios using stacked denoising autoencoders," *International Journal of Satellite Communications and Networking*, vol. 35, no. 5, pp. 517–531, 2017.
- [5] S. Peng, H. Jiang, H. Wang, H. Alwageed, and Y.-D. Yao, "Modulation classification using convolutional neural network based deep learning model," in *Wireless and Optical Communication Conference (WOCC), 2017 26th*. IEEE, 2017, pp. 1–5.
- [6] Z. Zhang, Z. Hua, and Y. Liu, "Modulation classification in multipath fading channels using sixth-order cumulants and stacked convolutional auto-encoders," *IET Commun.*, vol. 11, no. 6, pp. 910–915, 2017.
- [7] T. J. O'Shea, J. Corgan, and T. C. Clancy, "Convolutional radio modulation recognition networks," in *International Conference on Engineering Applications of Neural Networks*. Springer, 2016, pp. 213–226.
- [8] N. E. West and T. O'Shea, "Deep architectures for modulation recognition," in *Dynamic Spectrum Access Networks (DySPAN), 2017 IEEE International Symposium on*. IEEE, 2017, pp. 1–6.
- [9] S. Rajendran, W. Meert, D. Giustiniano, V. Lenders, and S. Pollin, "Distributed deep learning models for wireless signal classification with low-cost spectrum sensors," *IEEE Transactions on Cognitive Communications and Networking*, vol. 4, no. 3, pp. 433–445, 2018.
- [10] A. Bendale and T. E. Boult, "Towards open set deep networks," in *Proceedings of the IEEE Conference on Computer Vision and Pattern Recognition*, 2016, pp. 1563–1572.
- [11] Y. Wen, K. Zhang, Z. Li, and Y. Qiao, "A discriminative feature learning approach for deep face recognition," in *European Conference on Computer Vision*. Springer, 2016, pp. 499–515.
- [12] T. J. O'Shea and N. West, "Radio machine learning dataset generation with gnu radio," in *Proceedings of the GNU Radio Conference*, vol. 1, no. 1, 2016.