

Impact of Visuomotor Feedback on the Embodiment of Virtual Hands Detached from the Body

Sofia Seinfeld
University of Bayreuth
Bayreuth, Germany
sofia.seinfeld@uni-bayreuth.de

Jörg Müller
University of Bayreuth
Bayreuth, Germany
joerg.mueller@uni-bayreuth.de




Figure 1. In this study, participants interacted in Virtual Reality (VR) either through Connected (A) or Disconnected (B) virtual hands

ABSTRACT

It has been shown that mere observation of body discontinuity leads to diminished body ownership and threat-related physiological responding. However, the impact of body discontinuity has mainly been investigated in conditions where participants observe a collocated static virtual body from a first-person perspective. The present study further explored the influence of body discontinuity in the sense of embodiment, when rich visuomotor feedback between the real and a fake virtual body was provided. In two experiments, we evaluated body ownership, motor performance, and physiological responding to a threat, when participants interacted in virtual reality either using virtual hands connected or disconnected from the rest of the artificial body. We found that even under the presence of congruent visuomotor feedback, mere observation of body discontinuity resulted in diminished embodiment. Conversely, the visual disconnection of the artificial hands did not significantly influence physiological responding to a virtual threat and motor performance in a quick task. These results are in accordance with past evidence, indicating that observation of body discontinuity negatively impacts the sense of embodiment. However, we have also found that on a physiological and motor level, visuomotor feedback seems to override incongruent morphological and visual information in relation to the body.

Author Keywords

Virtual Hand Illusion; Visual Body Discontinuity; Body Ownership; Virtual Reality; Immersion; Physiological Threat Responses; Motor Performance

INTRODUCTION

The feelings of owning and controlling a body are critical for effective interaction with the physical environment. Recently these concepts have gained importance in immersive Virtual Reality (VR) applications, where users can experience the illusory perception of ownership and agency for a virtual body¹. These illusions rely on brain mechanisms that build and update body representations based on real-time multisensory integration processes^{2,3}. When the brain receives congruent synchronous visual, tactile, motor, or proprioceptive information with respect to a fake body or limb (i.e. mannequin, robot or virtual arm), it resolves such sensory conflict by assuming that the artificial body is part of the real body^{4,5}.

In the rubber hand illusion, participants report the feeling that a fake hand is part of their body. This is accomplished by placing a rubber hand in the participant's vision, while their real hand is hidden from view. The illusion is induced when the real and rubber hands are placed in an anatomically congruent position and stroked at them at same time and location. After some seconds of delivering this type of sensory stimulation, participants feel body ownership of the rubber hand, evidenced by subjective reports and the occurrence of threat-related responses when somebody tries to harm the rubber hand. Analogously, in the virtual hand illusion, participants experience feeling that a virtual hand is part of their own real body. The inclusion of body tracking technologies even enables participants to control the fake virtual body through their own real-time movements^{6,7}. This typically leads to the experience of embodiment in a virtual body, which is thought to be comprised of three main sub-

components: 1) feeling that the virtual body is part of the real body—sense of body ownership, 2) feeling of being responsible for controlling the virtual body—sense of agency, and 3) feeling that one is located at the same position of the seen virtual body—sense of self-location¹.

Research has shown that several factors impact the experience of body ownership or embodiment. For example, the strength of these perceptual illusions can be influenced by the anthropomorphic characteristics of the body part⁸ and by the degree of visual realism⁹. In this regard, there is evidence that visual discontinuity of the virtual hand can negatively impact illusory body ownership. Perez-Marcos et al.¹⁰ found that feelings of ownership decreased depending on the connectivity of the virtual hand to the rest of the virtual body. Similarly, Tieri et al.¹¹ and Tieri et al.¹² showed that even a small discontinuity between a virtual static hand and forearm decreased ownership, vicarious agency, and physiological response to a threat, whereas ownership seems to be preserved when the disconnection of the arm is occluded by a black virtual rectangle.

These studies requested participants to remain still and passively observe a static^{10,12} or moving collocated virtual body¹¹, hence they mainly exploited proprioceptive congruence to induce a body ownership illusion. However, recent studies have assessed the impact of virtual disconnected hands under the presence of visuomotor feedback., finding contradictory results. Brugada-Ramentol et al.¹³ found no difference in body ownership scores between virtual hands attached to or detached from a virtual body, when the participants were able to actively control the motion of the virtual hands. Similar results were obtained in Tran et al.¹⁴, where no differences in ownership and sense of agency were found between virtual connected or disconnected hands. However, these authors found lower performance in a selection task when controlling a virtual hand with a rendered arm, compared to doing the task with a disconnected hand. Such results stand in contrast with a study that found higher crossmodal congruency effects during the control of virtual connected hands compared to disconnected hands¹⁵. However, these studies did not include a more objective measure of embodiment such as the one provided by physiological response to a virtual threat. Furthermore, aside from the study of Brugada-Ramentol et al.¹³, the visuomotor feedback provided between the real and virtual hands was quite minimal. This means that participants were not able to control all the movements of the virtual hands, such as finger movements.

To our knowledge, no study has critically evaluated the impact of visual body disconnection for artificial hands controlled through rich visuomotor feedback (i.e., including whole hand movements as well as finger movements) on physiological responses to a virtual threat and on motor performance in an interactive bimanual task. Such evidence might prove important in order to clarify the contradictory results found by past studies, as well as to better understand

the role played by top-down and bottom-up factors in the perception and construction of body representation. Moreover, several VR applications represent the user by means of virtual disconnected hands that they can move and control. For example, disconnected hands have been used for virtual bimanual assembly tasks¹⁶, archaeological exploration¹⁷, medical training¹⁸, flight simulations¹⁹, and VR keyboard inputs²⁰. Since these VR applications can potentially be used in real-life training and rehabilitation contexts, it is important to understand the impact of interacting with artificial hands that are disconnected from the body on motor behavior, threat-related responses, and embodiment.

EXPERIMENT 1

Experimental Design

We designed a within-group experiment, including one independent variable based on the visual discontinuity of the virtual body. The independent variable had two-levels, with participants interacting in an immersive virtual environment either using Connected (Figure 1A) or Disconnected (Figure 1B) virtual hands (see supplementary Video for more details on the visual appearance of each experimental condition). Except for the visual disconnection of the hand (i.e., the arm was not rendered), both virtual hand models were exactly the same (Figure 1). Since each participant experienced both conditions, the order of presentation was fully counterbalanced. We also matched the number of females and males assigned to each possible order.

Participants

A total of 31 participants (Mean Age=24.10, Age SD=3.84, 22 males, 27 right-handed) took part in the study. Inclusion criteria included not suffering from sensory impairments, no neurological diseases, and no intake of psychoactive medications. This study was granted ethical approval by the ethical committee of the University of Bayreuth and followed ethical standards according to the Helsinki Declaration. Written informed consent has been taken from all participants.

Experimental Setup

VR Scene

The VR scene used consisted of a virtual room with a table, television, sofa, window, and a couple of paintings. It was programmed using Unity 3D and experienced through an HTC Vive HMD. Hand and finger tracking was enabled using a Leap Motion sensor, which provided real time visuomotor feedback matching the participants' real hand movements with those made by the virtual hands.

The Connected hand models consisted of virtual hands including a forearm, connected to a full virtual body (Figure 1A). The full virtual body position was aligned with respect to the participant's real physical body, based on head and hand position. Therefore, there was no perceptible proprioceptive mismatch between the virtual and real body. In the Disconnected condition, we used exactly the same hand models used for the Connected hand condition, but in

this case the forearm and rest of the virtual body were invisible (Figure 1B). Thus, users just saw a pair of virtual hands floating in mid-air which were collocated with their own real hands. They were also able to control the virtual hands in real-time based on their own hand movements.

Motor Task

We designed a task based on the quick selection of targets (i.e., virtual cubes) by touching them, in order to assess possible differences in motor performance based on the connection or disconnection of the virtual hands. During the virtual experience participants saw four grey cubes (i.e., targets), placed within arm's reach on a table in front of them (**Figure 2A** and **2B**). In random order, one of the cubes turned yellow and participants were instructed to select the highlighted cube as quickly as possible. As soon as the yellow cube was selected, its color changed back to grey and another cube in a different location turned yellow instead. On a technical level, touching of targets (i.e., cubes) was triggered by detecting Unity built-in collider system. A BoxCollider was placed in the virtual hands. When one of colliders intersected with a BoxCollider of a target, a touch event was triggered. In each experimental condition, the participants had to perform this task for a total duration of 90 seconds.




Figure 2. Participants executed the virtual motor task, based on touching yellow-colored cubes, through Connected (A) and Disconnected (B) virtual hands.

Virtual Threat

For the virtual threat scene, we used a virtual shuriken object that fell from the top on the artificial virtual hands. When the threat reached the hands, it stopped and virtual blood was rendered (**Figure 3A** and **3B**). Audio-feedback of the falling shuriken was included.

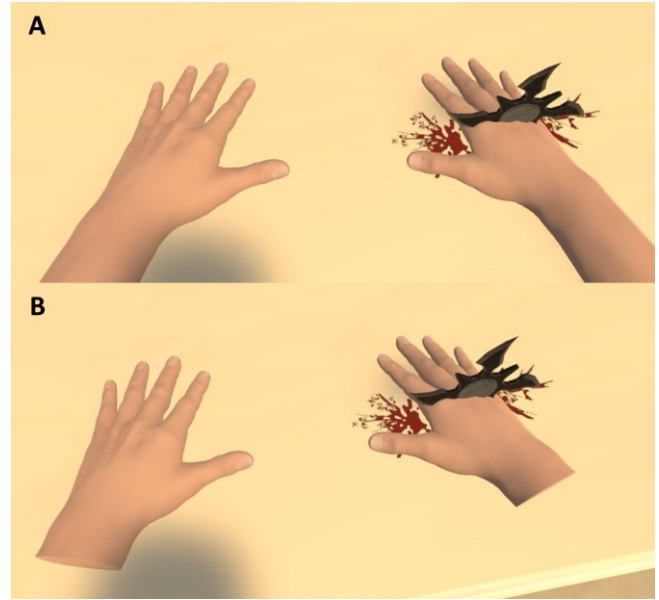


Figure 3. At the end of the study, the virtual Connected (C) and Disconnected (D) were threatened with a virtual shuriken.

Measures

VR Questionnaire

We included a series of questions addressing different aspects related to the VR experience (Table 1). The questions were answered on 7-point Likert scale, where 1 meant “completely disagree” and 7 “completely agree” with the statement. More specifically, the questions *Ownership*, *NotMyHands*, and *TwoHands*, were related to the experience of a body ownership illusion and inspired by the original rubber and virtual hands illusion studies^{7,21}. The *Agency* and *Control* questions were meant to assess subjective perceptions of feeling responsible for moving and controlling the virtual hands based on the provided visuo-motor correlations between the fake and real (i.e., hand tracking). We also included a specific question to measure whether participants felt that their own body was located where they saw the virtual body, namely *Self-Location*. Finally, the questions *Threat* and *Realism* were related to the overall degree of immersion experienced in the VR scene. All included questions were selected from previous similar studies, as explained in²². Participants completed the questionnaire immediately after each experimental condition.

Table 1. Questionnaire Items included in the VR questionnaire.

Variable	Questionnaire Item
<i>Ownership</i>	I felt that the virtual hands were my own hands.
<i>NotMyHands</i>	I felt as if the virtual hands I saw were someone else's.
<i>TwoHands</i>	It seemed as if I might have more than two hands.
<i>Agency</i>	I felt like I could control the virtual hands as if they were my own hands.

<i>Control</i>	I felt as if the movements of the virtual hands were caused by my movements.
<i>Self-Location</i>	I felt as if my hands were located where I saw the virtual hands.
<i>Threat</i>	I felt threatened by the shuriken (knife attacking my hand) although I knew it was virtual.
<i>Real</i>	I felt the experience was real, although I knew it was virtual.

Skin Conductance Responses (SCR) to a virtual threat

Several studies have established the relation between body ownership and the reflect of trying to protect the artificial limb from a threat²³. For instance, feelings of body ownership for a virtual hand that is threatened, leads to an enhancement of motor cortex activations²⁴, skin conductance responses¹², and heart rate deceleration²⁵.

In the present user study, we measured skin conductance responses when the virtual connected or disconnected hands were threatened. Specifically, we analyzed the baseline-to-peak skin conductance responses by computing the maximum skin conductance value during the 5sec window after the occurrence of the virtual threat (i.e., harm by a virtual shuriken), in relation to a baseline taken 0.30sec before the occurrence of the threat^{12,26}.

Skin Conductance was recorded using a ProComp Infiniti Encoder developed by Thought Technologies Ltd. Two galvanic skin response sensors (i.e., bipolar electrodes) were placed on the users' right-hand middle and index fingers. The signal was sampled at 256 Hz and subsequently analyzed using Matlab.

Motor Performance

We evaluated motor performance based on a quick bimanual task, which required participants to quickly select targets (see details in the *Motor Task* section). Motor performance was computed as the number of Hits (i.e., touched targets) in 90 seconds. This was calculated for each experimental condition, respectively. Data was extracted using Matlab.

Final Interview

Upon the completion of the study, we carried out a short informal interview, to better understand the participants' perceptions. Here we asked participants to explain: 1) Their overall impression of the VR experiences; 2) Whether they felt that some aspects were better or worse, when comparing the first and second time they went through the VR scene; 3) Whether they noticed any difference between the first and second time they went through the VR scene. No explicit reference to the Connection or Disconnection of the hands was made in this part, in order not to bias the participants' responses.

Procedure

Participants were given information about the study and signed a consent form if they were willing to participate.

They were randomly assigned to one of the possible experimental orders of the conditions. Before the study started, we placed the physiological recording equipment on the participants.

Users were requested to sit down in front of a table. When the VR scene started, participants saw themselves immersed in a virtual living room that also had a virtual table located in front of them. Moreover, they also saw a virtual counterpart of their hands, which moved accordingly to their real hand movements. In one experimental condition, they saw virtual hands that were Connected to their virtual body and included an arm (**Figure 1A**). In the other condition, participants only saw a pair of virtual collocated Disconnected hands not including arms (**Figure 1B**; details given in *VR Scene* section). First, we familiarized participants with the virtual scene by asking them to describe their surroundings (i.e., the virtual room) and their new virtual bodies. Subsequently, we asked participants to relax, remain silent, and breathe slowly for 2 minutes, to record a baseline measure of their physiological state. When the recording of the physiological baseline ended, the scene vanished (i.e., turned black).

Here we explained participants that when the scene appeared again, they would have to perform the Virtual Motor Task (described in more detail in *VR Scene*). We instructed them to touch the targets (i.e., yellow virtual cubes) as accurately and as fast as possible, until the scene automatically stopped.

When participants finished the virtual motor task, the scene vanished and turned black. Here, without visual inputs, the experimenter placed the participants' hands on top of the real table. When the scene reappeared, the participants saw their corresponding virtual hands (Connected or Disconnected) laying on a virtual table. The virtual hands position corresponded with the users' real hands position on the table. We instructed participants to observe their right virtual hand. After 10 seconds, the virtual threat was triggered and a shuriken fell from the top harming the virtual hand. Participants remained looking at the hand for further 30 seconds while we kept recording their physiological reaction. Then we asked participants to take off the HMD and to complete the VR questionnaire.

After the completion of the first experimental condition, the same procedure was repeated for the second experimental condition. The only difference between the conditions was the virtual hand model used.

Statistical Analysis

VR questionnaire responses were analyzed using Wilcoxon signed-rank tests, to compare the connected and disconnected virtual hands conditions. SCR and motor performance data was analyzed using Split-Plot ANOVAs, where the factor Condition (Connected and Disconnected) was included as a within-group factor and Order as a between-group factor. We decided to include Order as a factor to control for carry-over effects, since participants

experience a very similar virtual scene twice (i.e., only the virtual hand visual appearance changed). The data distribution was tested for normality using Shapiro-Wilk tests. Significance of results was calculated with a 95% confidence interval.

Results

VR Questionnaire

We found that reported *Ownership* scores were higher in the connected hands condition compared to the disconnected condition ($Z=-2.11$, $p=0.035$). This result was in accordance with the result found in the *NotMyHand* control question. Here scores were significantly lower for connected hands compared to disconnected hands ($Z=-2.18$, $p=0.030$). Our results also showed, that participants reported a higher sense of *Self-Location* in the virtual body including connected hands ($Z=-3.16$, $p<0.01$) and a trend with the same directionality was also observed in the *Control* question ($Z=-1.94$, $p=0.053$). No differences between conditions were found in the *TwoHands* ($Z=0.85$, $p=0.40$), *Threat* ($Z=-0.99$, $p=0.32$), *Realism* ($Z=-1.36$, $p=0.17$), and in the *Agency* ($Z=-0.28$, $p=0.78$) questionnaire items. Boxplots of the different questions can be seen in **Figure 4**.

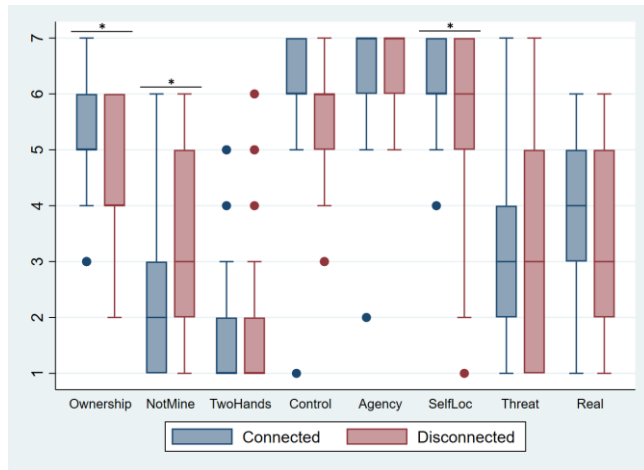


Figure 4. Boxplots of questions included in the VR questionnaire for the connected and disconnected hand conditions, respectively.

Physiological Response (Skin Conductance)

Most participants had a pronounced increase in their skin conductance response after being virtually threatened by a shuriken (**Figure 5**). According to the Shapiro-Wilk test, the skin conductance data was normally distributed. Since in this study, users experienced a virtual threat two times, we first conducted a Split-Plot ANOVA to check for any potential *Order* effect. Here the variable *Condition*, with two levels (i.e., *Connected* or *Disconnected*), was included as a repeated measures factor. In the same analysis, we introduced *Order* as a between group factor, based on participants experiencing the virtual threat twice in different orders. This analysis indicated that the interaction term between *Condition* and *Order* was not significant ($F(1,28)=2.14$,

$p=0.15$, partial $\eta^2=0.07$). Moreover, the main effect of *Condition* was also not significant ($F(1, 28)=0.23$, $p=0.63$, partial $\eta^2=0.00$), showing that SCR amplitude change to a virtual threat did not differ between the *Connected* (Mean=19.16, SD=11.14) and *Disconnected* hands (Mean=18.13, SD=7.56). We also carried out the same analysis using the mean standard deviations and slope coefficients as the dependent variables, finding no significant differences. The physiological data of one participant was not correctly logged, so this analysis was carried out with a total sample of $n=30$.

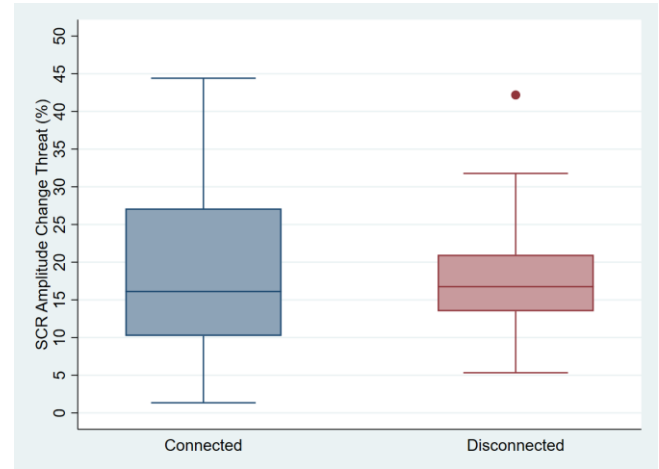


Figure 5. Boxplots of Skin Conductance Responses (SCR) 5 seconds after the threat.

Motor Performance

According to Shapiro-Wilk tests, Hits data was normally distributed. The analysis was carried out with a total sample of $n=27$, since the data of one participant was not correctly logged and we also decided to excluded the data of three participants that were considered outliers (see **Figure 6**). Since in the present study, users performed the same motor task two times, we first conducted a Split-Plot ANOVA to check whether the order of the experimental conditions played any role in the Hits accomplished with the Connected and Disconnected hands. Here the variable *Condition*, with two levels (i.e., *Connected* or *Disconnected*), was included as a repeated measures factor. In the same analysis, the factor *Order* was introduced as a between group factor, based on participants experiencing the experimental conditions in different orders. It should be noted that we used a full counterbalanced design, so the probability of being presented with one of the conditions in a given order was equal. This analysis indicated that the interaction term between *Condition* and *Order* was not significant ($F(1,25)=1.37$, $p=0.25$, partial $\eta^2=0.05$). However, we observed a trend indicating that the main effect of *Condition* was significant ($F(1,25)=3.53$, $p=0.072$, partial $\eta^2=0.12$). A repeated measures ANOVA, only including *Condition* as a within-group factor, indicated that participants achieved a higher number of Hits with the Connected hands (Mean= 158.04, SD= 25.83) compared to the Disconnected hands (Mean=

145.96, SD= 29.97) ($F(1, 26)=4.03$, $p=0.055$, partial $\eta^2=0.13$). To further explore this statistical trend and since in the present study we did not fix the number of trials presented in each condition and recorded the time taken to touch each individual cube (i.e., target) depending on its location, we decide to perform a second study to control for these factors. This study is described in detail in Experiment 2 section.

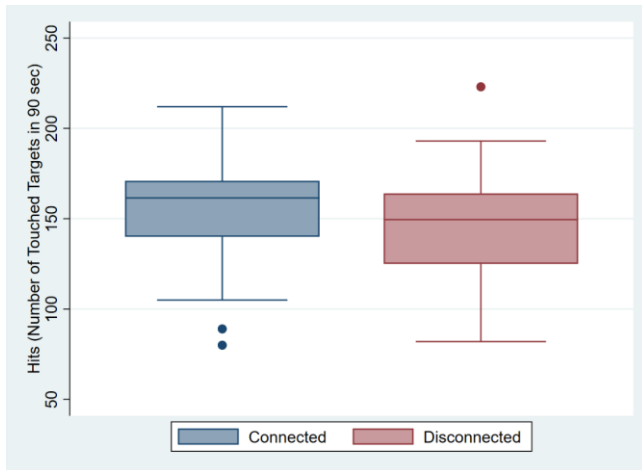


Figure 6. Number of Hits (Cubes Touched in 90 seconds).

Final Interview

During the final informal interviews, several participants reported that they had fun and felt that the touching targets task was engaging. Moreover, some other participants also described that they were surprised by the virtual threat and that although they knew it was virtual, at that moment they felt the reflex of protecting their virtual hand.

Interestingly, in relation to the visual connectivity of the virtual hands, we found that almost half of the participants did not seem to have consciously noticed the difference between the two VR sessions (i.e., each one corresponding to one of the experimental conditions). This means that some participants were not aware that the forearms of the virtual hand were missing in one of the experimental conditions. However, when we asked them to judge whether they felt better in the first or second VR session, several participants reported that they preferred the session which in their case corresponded to the connected hand.

As an example of one of these cases, one participant answered: *“I liked the first VR session more, because it looked more realistic”*. In this case, the first session corresponded to the virtual connected hand. However, when asked explicitly whether he noticed any difference between the sessions, the same participant answered that he could not actually tell what the specific differences between the VR scenes were. Several participants had similar responses.

Almost all participants who explicitly noticed the differences in the visual appearance of the hands, reported that they felt better when interacting with the virtual connected hands.

Here we list some examples of the most illustrative phrases said by the participants:

Participants 1: *“The unconnected hands appeared less realistic, less accurate, and less comfortable.”*

Participant 2: *“The connected hands felt more realistic and I felt as if I was slower with the disconnected hands.”*

Participant 3: *“The hands with arms were more realistic and the movements were more accurate.”*

Discussion

We found that on a subjective perceptual level, participants reported stronger feelings of body ownership, control, and self-location towards a virtual body including fully rendered connected hands compared to disconnected hands. However, the disconnection of the hands did not diminish the sense of agency or feelings of being responsible for the movements made by the virtual hands. Moreover, we found that participants had physiological responses related to anxiety (i.e., increase in skin conductance) when the virtual hands were threatened, independently of the observation of body visual discontinuity. Finally, in this study we found results indicating that participants' motor performance was enhanced when controlling virtual connected hand condition compared to the disconnected hands. Since in the present study we did not control for the location of the targets and the level of difficulty of the task, we performed a second study to further research the impact of visual body discontinuity on motor performance.

EXPERIMENT 2

Experimental Design

Experiment 2 followed the same experimental design as the one described in Experiment 1. A fully counterbalanced within-groups design experiment was carried out. The independent variable of this study was based on the visual discontinuity of the virtual body, with participants interacting in an immersive virtual environment either through connected or disconnected virtual hands.

Participants

A total of 20 participants (Mean Age=26, Standard Deviation=4.03, 12 Male, 19 right-handed) took part in the study. Inclusion criteria was the same as the one described in Experiment 1. This study was granted ethical approval by the ethics committee of the University of Bayreuth and followed ethical standards according to the Helsinki Declaration. Written informed consent has been taken from all participants.

VR Scene and Experimental Setup

The virtual environment used in Experiment 2, was very similar to the one of Experiment 1. Participants were immersed in a virtual room including a table, television, sofa, window, and a couple of paintings. In this scene, participants also experienced a virtual body from a 1PP, either including

hands that were connected to the rest of a virtual body (**Figure 1A**) or detached from the body (**Figure 1B**). During the experiment participants executed the same motor task as in Experiment 1, consisting in the quick selection of targets with both hands (i.e., cubes that lit up yellow) (**Figure 2A and B**). However, in this new study we thoroughly controlled that the level of task difficulty across conditions was equivalent, by ensuring that: 1) All targets (i.e., cubes) lit up and turned yellow the same number of times. Each target lit up a total of 40 times in random order, resulting in a total of 160 trials per condition, 2) For each participant the targets lit up following the order for the connected and disconnected hands conditions, respectively. However, a unique sequence order of targets turning yellow was randomly generated for each individual participant, 3) To avoid the potential influence of learning effects, in this experiment we included a short training phase before the start of the actual experimental trials. The training phase also consisted in the quick selection of targets, however in this case each cube randomly lit up a total of 12 times, resulting in a total of 48 training trials per condition. The sequence in which the cubes turned yellow in the training phase was equivalent for all participants.

Importantly, in this new study, we calculate the time taken to touch each target from stimulus onset (i.e., cube lit up). Moreover, we also recorded the order in which the different targets lit up and their positions.

No virtual threat was included in Experiment 2, since the main goal of this study to assess motor performance when interacting with connected and disconnected hands.

Measures

VR Questionnaire

In this study we also administered the same VR questionnaire shown in Table 1, except for the threat question, immediately after participants experienced each of the experimental conditions.

Motor Performance

In this experiment motor performance was computed based on the averaged times taken to touch each target from stimulus onset. Since in this study we recorded the order the positions of the different targets, we were also able to calculate the averaged time taken to touch each target depending on its position. There were a total of four possible positions of the targets which can be seen in **Figure 2A and B**.

Final Interview

Upon the completion of the study, we also carried out a short informal interview, to better understand the participants' perceptions. The specific questions included in this short interview are described in Experiment 1.

Results

VR Questionnaire

Wilcoxon signed-rank tests indicated that participants reported higher Ownership ($Z=-2.29$, $p=0.02$), Control ($Z=-2.75$, $p<0.01$), and Realism ($Z=-2.07$, $p=0.04$) when interacting with Connected hands compared to Disconnected hands (**Figure 7**). We also found significantly lower scores in the TwoHands ($Z=-2.02$, $p=0.04$) questionnaire item for the Connected compared to the Disconnected hands. In the Agency ($Z=-1.83$, $p=0.07$) and SelfLocation ($Z=-1.72$, $p=0.08$) questions, no significant differences were found, despite that a trend indicated higher scores for the Connected hand condition. No significant differences were found in the NotMyHands questionnaire item ($Z=-0.35$, $p=0.72$).

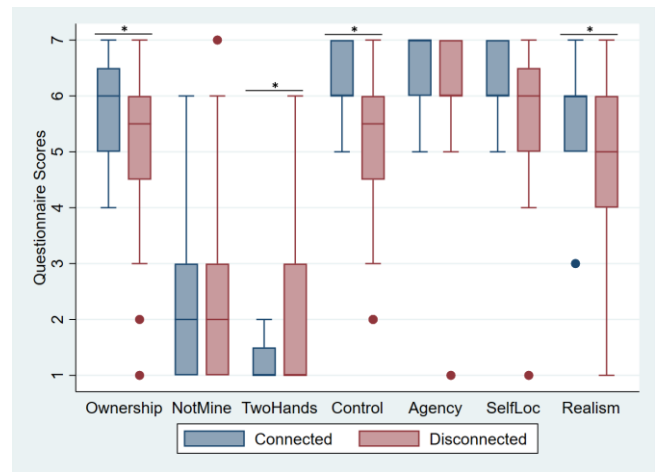


Figure 7. Boxplots of questions included in the VR questionnaire for the connected and disconnected hand conditions, respectively.

Motor Performance

According to Shapiro-Wilk normality tests, time taken to touch the targets was not normally distributed. Based on this reason we used Wilcoxon signed-rank tests for within-group comparisons. No significant differences were found in the times taken to touch the targets between the Connected and Disconnected hands conditions ($Z=-1.38$, $p=0.17$). The position of the targets did not seem to play a role in the present result, since no significant differences between conditions were found when signed rank-tests were carried out for each individual target (Table 2).

Final Interview

We found that almost half of the participants ($n=11$) did not seem to have consciously noticed the difference between the two VR sessions (i.e., different virtual hand models used), as in Experiment 1. This means that some participants were not aware that the forearms of the virtual hand were missing in one of the experimental conditions. However, as in Experiment 1, when we asked them to judge whether they felt better in the first or second VR session, several participants reported that they preferred the session which in their case corresponded to the connected hand. See examples

of comments informally made by participants in Experiment 1.

Table 2. Means and Standard Deviations (SD) of the time taken to touch each target from stimulus onset. Average times are given for each target based on its location with respect to the participant (front, back, right, and left). Wilcoxon signed-rank tests between the Connected and Disconnected conditions are also shown.

Target Location	Mean Time (SD) to Touch Target (Connected)	Mean Time (SD) to Touch Target (Disconnected)	Wilcoxon signed-rank comparisons
Front Right Target	511 (0.13)	494 (0.09)	$Z=-0.90, p=0.37$
Front Left Target	503 (0.11)	498 (0.09)	$Z=-0.19, p=0.85$
Back Right Target	564 (0.12)	553 (0.10)	$Z=-0.08, p=0.94$
Back Left Target	577 (0.10)	551 (0.10)	$Z=-1.46, p=0.15$

Discussion

In accordance with the results found in Experiment 1, this study indicated that feelings of body ownership, control, agency, realism, and self-location are enhanced with the visual connectivity of the hands to a rest of a body. However, the disconnection of the hands does not completely diminish the sense of embodiment, since still participants rate the illusions with relatively high scores. Finally, when thoroughly controlling for the difficulty of the motor task, we did not find any significant difference in motor performance when interacting through a connected or disconnected hand.

GENERAL DISCUSSION

Several studies have tried to understand the factors that modulate the sense of embodiment of a virtual body. In this regard, a body of evidence has demonstrated that the anthropomorphic features and the degree of visual realism of a virtual body impact the perception of body ownership and agency^{4,9,20,27,28}. Under the influence of rich sensory feedback, there is also evidence indicating that the visual appearance of the hands does not play such a prominent role^{5,13,29}. For instance, people can experience ownership of a long virtual arm, which is three times longer than their real arm, when they are able to control it through real time movements^{30,31}. Similarly, participants also experience ownership of virtual bodies that are radically different to their real bodies, in aspects such as race³², transparency³³, age³⁴, and even gender³⁵.

A factor that can influence the sense of embodiment is the visual disconnection of the virtual hands or the visual discontinuity of an artificial body. A series of studies has demonstrated that embodiment is diminished when participants observe a virtual hand that is disconnected from the rest of the body^{10,11,12}. However, these studies did not

include rich visuomotor feedback that linked the participants' motions to the movements executed by the virtual hands. This research evoked ownership based on the perception of a collocated virtual static body, thus proprioceptive congruence was mainly exploited to induce embodiment of the artificial limb. Recent evidence has suggested that ownership for disconnected hands can in fact be preserved when rich visuomotor correlations between the real and artificial body are established^{13,14}. Nonetheless, these studies only assessed embodiment by means of questionnaire responses, and averaged body ownership scores for disconnected limbs were moderately low (median 4.25) when compared to past research.

The results of the present study suggest that visuomotor feedback only partially contributes to the preservation of the sense of embodiment for artificial limbs that are detached from the rest of an artificial body. In two independent studies, we have found that feelings of body ownership, control, self-location, and realism are lower for virtual disconnected hands compared to connected hands. This evidence further supports the notion that embodiment arises based on the combination of bottom-up (i.e., congruency of visual, motor, proprioceptive, and tactile inputs) and top-down factors (i.e., visual appearance of artificial body). This is in accordance with results from Tieri et al.¹¹ and Perez-Marcos et al.¹⁰, which show diminished body ownership for virtual static morphologically incongruent limbs (i.e., disconnected hands). However, the present findings stand in contrast with the results of Brugada-Ramentol et al.¹³ and Tran et al.¹⁴. These authors found that visuomotor feedback was able to circumvent decreases in body ownership when embodying morphological incongruent virtual limbs, suggesting the possibility that bottom-up information could override top-down factors (i.e., incongruent visual appearance). Despite the need of additional research to understand these contradictory findings, it is possible that these differences can be partially explained based on the type of motor task used in VR. In the present study we designed a rich interactive bimanual task including several trials. During the experiment, participants were encouraged to freely and constantly move both hands and fingers to touch different targets, whereas in the study of Brugada-Ramentol et al.¹³, participants executed discrete reaching movement during 25 trials. In the study of Tran et al.¹⁴, participants were instructed to keep their hands in a static position since finger tracking was not enabled, and they had to select targets of different sizes with this static hand position.

It should be noted that despite findings of lower embodiment scores under visual discontinuity conditions, participants still reported quite high scores of body ownership and agency when interacting through the virtual hands detached from a body. This means that it is still possible to experience embodiment of morphologically incongruent limbs, although the sense of embodiment seems to be strengthened by the degree of visual realism and morphological plausibility. This was also supported by the pronounced

physiological responses observed when the virtual hands were threatened, independently of their visual discontinuity. This stands in contrast with the results of Tieri et al.¹², where skin conductance responses to a threat were modulated by the connectivity of the hands to the rest of the body. However, a crucial difference between these two studies is the inclusion of real-time visuomotor feedback. In this regard, it is possible that bottom-up information (i.e., visuomotor information) and the perception of agency over the virtual hands lead to an automatic reflex response to avoid a threat, independently of the morphological characteristics of the hands. This is also in accordance with past studies showing strong physiological reactions to a threat when embodying an actively controlled very long arm³⁰ or different types of non-realistic avatars^{36, 37}.

Finally, we found no evidence indicating that visual continuity of an artificial body impacts motor performance in a quick bimanual task. Despite a trend being observed in the first experiment indicating a possible difference in motor performance between interacting with connected and disconnected hands, this result could not be replicated in a second study where we ensured that the level of task difficulty was equivalent across conditions. This result is particularly relevant in light of the several VR applications developed in recent years where participants execute different tasks with actively controlled virtual hands that are disconnected from a body. These tasks range from driving applications, to surgery, to fabric assembly, among others. Our preliminary results suggest that motor performance in these types of applications should not be negatively impacted by the visual disconnection of the hands from a body. However, the present study used a quite specific type of motor task (i.e., quick selection of targets), and this is an aspect that deserves further research. It should be investigated whether motor performance in more complex tasks could be influenced by the visual appearance of the embodied virtual limbs.

CONCLUSION

In the present study we have found that even under the presence of rich visuomotor feedback, mere observation of body discontinuity diminishes to some extent the sense of embodiment of an artificial virtual body. These results are in agreement with past evidence showing the importance of visual continuity for body ownership, and further support the notion that embodiment arises as a result of the mutual influence of top-down and bottom-up factors. However, we did not find a significant impact of visual continuity of a body on motor performance and physiological reactions to a threat. In this regard, it is possible that visuomotor feedback plays a critical role in evoking threat-related responses and regulating motor performance, despite the provided visual information in relation to body representation being morphologically implausible.

REFERENCES

1. Kiltner, K., Groten, R. & Slater, M. The Sense of Embodiment in Virtual Reality. *Presence Teleoperators Virtual Environ.* **21**, 373–387 (2012).
2. Petkova, V. I. et al. From part- to whole-body ownership in the multisensory brain. *Curr. Biol.* **21**, 1118–22 (2011).
3. Kiltner, K., Maselli, A., Kording, K. P. & Slater, M. Over my fake body: body ownership illusions for studying the multisensory basis of own-body perception. *Front. Hum. Neurosci.* **9**, 141 (2015).
4. Maselli, A. & Slater, M. The building blocks of the full body ownership illusion. *Front. Hum. Neurosci.* **7**, 83 (2013).
5. Kokkinara, E. & Slater, M. Measuring the effects through time of the influence of visuomotor and visuotactile synchronous stimulation on a virtual body ownership illusion. *Perception* **43**, 43–58 (2014).
6. Sanchez-Vives, M. V., Spanlang, B., Frisoli, A., Bergamasco, M. & Slater, M. Virtual hand illusion induced by visuomotor correlations. *PLoS One* **5**, e10381 (2010).
7. Slater, M., Pérez Marcos, D., Ehrsson, H. & Sanchez-Vives, M. V. Inducing illusory ownership of a virtual body. *Front. Neurosci.* **3**, 214–220 (2009).
8. Lin, L. & Jörg, S. Need a hand? in *Proceedings of the ACM Symposium on Applied Perception - SAP '16* 69–76 (ACM Press, 2016). doi:10.1145/2931002.2931006
9. Argelaguet, F., Hoyet, L., Trico, M. & Lecuyer, A. The role of interaction in virtual embodiment: Effects of the virtual hand representation. in *2016 IEEE Virtual Reality (VR)* 3–10 (IEEE, 2016). doi:10.1109/VR.2016.7504682
10. Perez-Marcos, D., Sanchez-Vives, M. V. & Slater, M. Is my hand connected to my body? The impact of body continuity and arm alignment on the virtual hand illusion. *Cogn. Neurodyn.* **6**, 295–305 (2012).
11. Tieri, G., Tidoni, E., Pavone, E. F. & Aglioti, S. M. Mere observation of body discontinuity affects perceived ownership and vicarious agency over a virtual hand. *Exp. Brain Res.* **233**, 1247–1259 (2015).
12. Tieri, G., Tidoni, E., Pavone, E. F. & Aglioti, S. M. Body visual discontinuity affects feeling of ownership and skin conductance responses. *Sci. Rep.* **5**, 17139 (2015).
13. Brugada-Ramentol, V., Clemens, I. & de Polavieja, G. G. Active control as evidence in favor of sense of

- ownership in the moving Virtual Hand Illusion. *Conscious. Cogn.* **71**, 123–135 (2019).
14. Tran, T. Q., Shin, H., Stuerzlinger, W. & Han, J. Effects of virtual arm representations on interaction in virtual environments. in *Proceedings of the 23rd ACM Symposium on Virtual Reality Software and Technology - VRST '17 Part F1319*, 1–9 (ACM Press, 2017).
15. Bergstrom-Lehtovirta, J., Mottelson, A., Muresan, A. & Hornbæk, K. Tool Extension in Human-Computer Interaction. *Proc. SIGCHI Conf. Hum. factors Comput. Syst. - CHI '19* (2019). doi:10.1145/3290605.3300798
16. Murcia-Lopez, M. & Steed, A. A Comparison of Virtual and Physical Training Transfer of Bimanual Assembly Tasks. *IEEE Trans. Vis. Comput. Graph.* **24**, 1574–1583 (2018).
17. Cassidy, B., Sim, G., Robinson, D. W. & Gandy, D. A Virtual Reality Platform for Analyzing Remote Archaeological Sites. *Interact. Comput.* **31**, 167–176 (2019).
18. Seif, M. A., Umeda, R. & Higa, H. An attempt to control a 3D object in medical training system using leap motion. in *2017 International Conference on Intelligent Informatics and Biomedical Sciences (ICIIBMS)* 159–162 (IEEE, 2017). doi:10.1109/ICIIBMS.2017.8279705
19. Aslandere, T., Dreyer, D. & Pankratz, F. Virtual hand-button interaction in a generic virtual reality flight simulator. in *2015 IEEE Aerospace Conference* 1–8 (IEEE, 2015). doi:10.1109/AERO.2015.7118876
20. Knierim, P., Schwind, V., Feit, A. M., Nieuwenhuizen, F. & Henze, N. Physical Keyboards in Virtual Reality. in *Proceedings of the 2018 CHI Conference on Human Factors in Computing Systems - CHI '18* 1–9 (ACM Press, 2018). doi:10.1145/3173574.3173919
21. Botvinick, M. & Cohen, J. Rubber hands ‘feel’ touch that eyes see. *Nature* **391**, 756 (1998).
22. Gonzalez-Franco, M. & Peck, T. C. Avatar Embodiment. Towards a Standardized Questionnaire. *Front. Robot. AI* **5**, 74 (2018).
23. Ehrsson, H. H., Wiech, K., Weiskopf, N., Dolan, R. J. & Passingham, R. E. Threatening a rubber hand that you feel is yours elicits a cortical anxiety response. *Proc. Natl. Acad. Sci. U. S. A.* **104**, 9828–33 (2007).
24. González-Franco, M., Peck, T. C., Rodríguez-Fornells, A. & Slater, M. A threat to a virtual hand elicits motor cortex activation. *Exp. brain Res.* **232**, 875–87 (2014).
25. Slater, M., Spanlang, B., Sanchez-Vives, M. V. & Blanke, O. First person experience of body transfer in virtual reality. *PLoS One* **5**, e10564 (2010).
26. Romano, D., Gandola, M., Bottini, G. & Maravita, A. Arousal responses to noxious stimuli in somatoparaphrenia and anosognosia: clues to body awareness. *Brain* **137**, 1213–1223 (2014).
27. Schwind, V. *et al.* ‘These are not my hands’: Effect of Gender on the Perception of Avatar Hands in Virtual Reality. in *Proceedings of the 2017 CHI Conference on Human Factors in Computing Systems - CHI '17* 1577–1582 (ACM Press, 2017). doi:10.1145/3025453.3025602
28. Lin, L. & Jorg, S. The effect of realism on the virtual hand illusion. in *2016 IEEE Virtual Reality (VR)* 217–218 (IEEE, 2016). doi:10.1109/VR.2016.7504731
29. Ogawa, N. *et al.* Metamorphosis Hand. in *Proceedings of the 7th Augmented Human International Conference 2016 on - AH '16* 1–2 (ACM Press, 2016). doi:10.1145/2875194.2875246
30. Kilteni, K., Normand, J.-M., Sanchez-Vives, M. V. & Slater, M. Extending body space in immersive virtual reality: a very long arm illusion. *PLoS One* **7**, e40867 (2012).
31. Feuchtnner, T. & Müller, J. Extending the Body for Interaction with Reality. in *Proceedings of the 2017 CHI Conference on Human Factors in Computing Systems - CHI '17* 5145–5157 (ACM Press, 2017). doi:10.1145/3025453.3025689
32. Peck, T. C., Seinfeld, S., Aglioti, S. M. & Slater, M. Putting yourself in the skin of a black avatar reduces implicit racial bias. *Conscious. Cogn.* **22**, 779–787 (2013).
33. Matamala-Gomez, M., Diaz Gonzalez, A. M., Slater, M. & Sanchez-Vives, M. V. Decreasing Pain Ratings in Chronic Arm Pain Through Changing a Virtual Body: Different Strategies for Different Pain Types. *J. Pain* (2018). doi:10.1016/J.JPAIN.2018.12.001
34. Banakou, D., Groten, R. & Slater, M. Illusory ownership of a virtual child body causes overestimation of object sizes and implicit attitude changes. *Proc. Natl. Acad. Sci.* **110**, 12846–51 (2013).
35. Seinfeld, S. *et al.* Offenders become the victim in virtual reality: impact of changing perspective in domestic violence. *Sci. Rep.* **8**, 2692 (2018).
36. Lugin, J.-L., Latt, J. & Latoschik, M. E. Avatar anthropomorphism and illusion of body ownership in VR. in *2015 IEEE Virtual Reality (VR)* 229–230

(IEEE, 2015). doi:10.1109/VR.2015.7223379

37. Seinfeld, S., Feuchtner, T., Maselli, A. & Müller, J. User Representations in Human-Computer Interaction. *Human-Computer Interact.* 1–39 (2020). doi:10.1080/07370024.2020.1724790