

The Effectiveness of Johnson-Lindenstrauss Transform for High Dimensional Optimization with Outliers

Hu Ding¹ Ruizhe Qin¹ Jiawei Huang¹

Abstract

Johnson-Lindenstrauss (JL) Transform is one of the most popular methods for dimension reduction. In this paper, we study the effectiveness of JL transform for solving the high dimensional optimization problems with outliers. We focus on two fundamental optimization problems: *k-center clustering with outliers* and *SVM with outliers*. In general, the time complexity for dealing with outliers in high dimensional space could be very large. Based on some novel insights in geometry, we prove that the complexities of these two problems can be significantly reduced through JL transform. In the experiments, we compare JL transform with several other well known dimension reduction methods, and study their performances on synthetic and real datasets.

1. Introduction

Johnson-Lindenstrauss (JL) Transform (also called “random projection method”) is a popular tool for solving high-dimensional problems and has been extensively studied in different areas, such as optimization (Sarlos, 2006), compressive sensing (Baraniuk et al., 2006), and privacy preserving (Blocki et al., 2012). Comparing with the *data-aware* dimension reduction techniques (e.g., PCA and feature selection) (Cunningham & Ghahramani, 2015), JL transform is a *data-oblivious* technique that is more convenient to implement in practice, especially for distributed computing and streaming data. In general, given a set of n points in a d -dimensional Euclidean space, the well-known JL-Lemma shows that only $O(\frac{\log n}{\epsilon^2})$ dimensions, which is independent of d , are sufficient to approximately preserve their pairwise distances.

Lemma 1 ((Johnson & Lindenstrauss, 1984)). *Given $\epsilon > 0$,*

¹School of Computer Science and Technology, University of Science and Technology of China. Correspondence to: Hu Ding <huding@ustc.edu.cn, <http://staff.ustc.edu.cn/~huding/>>.

$n \in \mathbb{Z}^+$, and $k = O(\frac{\log n}{\epsilon^2})$, for any set P of n points in \mathbb{R}^d , there exists a mapping $f: \mathbb{R}^d \rightarrow \mathbb{R}^k$ such that for all $p, q \in P$,

$$\left| \|p - q\|^2 - \|f(p) - f(q)\|^2 \right| \leq \epsilon \|p - q\|^2. \quad (1)$$

Here, we use $\|p - q\|$ to denote the Euclidean distance between two points p and q . The mapping f in Lemma 1 is called the “JL transform”. Very recently, (Bartal et al., 2019) studied JL transform on several practical measures other than (1) in particular for the machine learning problems.

In the past decades, a large amount of articles focus on the construction methods of the mapping f . Actually, a simple way is to build a $k \times d$ matrix A where each entry is an independent Gaussian $\mathcal{N}(0, 1)$ random variable (Dasgupta & Gupta, 2003). (Achlioptas, 2003) proposed two different construction methods with entries belonging in $\{0, \pm 1\}$; the implementation becomes easier especially for using SQL in a database environment. Inspired by *Heisenbergs Uncertainty Principle*, (Ailon & Chazelle, 2009) provided a faster implementation of JL transform by applying *Walsh-Hadamard* matrix. Further, a number of improvements on the sparsity of the matrix A have been proposed, such as (Kane & Nelson, 2014; Dasgupta et al., 2010).

1.1. Our Contributions

In this paper, we study the effectiveness of JL transform in particular for the optimization problems with outliers in high dimensions. Our motivation for considering outliers is twofold. (i) In this big data era, we apply machine learning methods to learn from data but the obtained dataset often contains a significant amount of outliers (Beyer & Sendhoff, 2007; Zimek et al., 2012; Moitra, 2018). Moreover, the data quality plays an important role that determines the final learning result to a great extent. (ii) As the rapid development of machine learning, the field of *adversarial machine learning* concerning about the potential vulnerabilities of the algorithms has attracted a great amount attentions (Huang et al., 2011; Kurakin et al., 2016; Biggio & Roli, 2018; Goodfellow et al., 2018). For example, a small set of outliers could be added by some adversarial attacker to make the decision boundary severely deviate and cause

unexpected mis-classification (Biggio et al., 2012; Jagielski et al., 2018). Therefore, designing robust machine learning algorithms are urgently needed to meet these challenges. We consider two fundamental optimization problems in high dimensions: *k-center clustering with outliers* and *support vector machine (SVM) with outliers*.

However, existing methods for the problems of *k-center clustering with outliers* and *SVM with outliers* often have high complexities (more related works are shown in Section 2.2). In the past years, JL transform has been widely studied for reducing the time complexities for the clustering (Kerber & Raghvendra, 2014; Boutsidis et al., 2014; Cohen et al., 2015; Makarychev et al., 2019) and SVM (Ariaga & Vempala, 2006; Balcan et al., 2006; Kumar et al., 2008; Shi et al., 2012; Paul et al., 2014) problems. But its effectiveness for solving the case with outliers has never been studied, to the best of our knowledge.

To shed some light on our idea, consider *k-center clustering with outliers* as an example. Informally speaking, the problem is to find k balls to cover $(1 - \gamma)n$ points of a given set of n points in \mathbb{R}^d , where $\gamma \in (0, 1)$, and minimize the maximum radius of the balls; the remaining γn points are recognized as outliers. It is in fact a quite challenging combinatorial optimization problem, since there are an exponentially large number $\binom{n}{\gamma n}$ of different possible cases. Moreover, if the instance is located in a high-dimensional space, the complexity will be even larger. To reduce the dimensionality, the main challenge is that the ball centers could appear anywhere in the space and hence the JL Lemma cannot directly preserve the resulting radius (note JL transform only preserves the $\binom{n}{2}$ pairwise distances). Thus, the key is to prove that **a good solution in the dimensionality-reduced space, in particular when outliers exist, can be efficiently mapped back to the original \mathbb{R}^d while the radius is still preserved**. Note this “mapping back” step is important, especially for clustering/classifying new coming data or extracting other useful information from the original space (Zhang et al., 2013). We also emphasize that most of the previous articles on using JL transform (even only for the case without outliers, e.g., (Balcan et al., 2006; Shi et al., 2012; Paul et al., 2014)) are in lack of the discussion on the mapping back step.

It is known that the “coreset” exists for *k-center clustering* (Badoiu et al., 2002). Namely, a small subset of the input data having size of $O(\frac{k}{\epsilon})$ can approximately preserve the k balls (we refer the reader to the recent surveys (Munteanu & Schwegelshohn, 2018; Feldman, 2020) for more details on coresets). Thus there are at most $O\left(n^{O(\frac{k}{\epsilon})}\right)$ possible different coresets of a given instance (note that we cannot directly obtain the coreset due to the existence of outliers). Imagine to build a uniform dense enough grid inside the convex hull of each possible coreset and apply JL transform

to the set of grid points. Through triangle inequality and the fact that JL transform is linear, we can solve the problem in the dimensionality-reduced space and achieve a good approximation in the original \mathbb{R}^d . Actually, a similar idea has been studied by (Kerber & Raghvendra, 2014), and they proved that the resulting reduced dimensionality is at least

$$\Omega\left(\frac{1}{\epsilon^3} \log \frac{1}{\epsilon} \log n\right). \quad (2)$$

Based on some novel observations in geometry, we prove that the dimensionality actually can be further reduced to $O(\frac{1}{\epsilon^2} \log n)$ that exactly matches the dimensionality in Lemma 1 and significantly improves the bound of (2). More importantly, **it is a unified result that can speed up any existing *k-center clustering with outliers* algorithm**. Suppose \mathcal{A} is a given algorithm with running time $G(n, d)$ for an instance of n points in \mathbb{R}^d . For example, the algorithm (Charikar et al., 2001) has the running time $G(n, d) = \Omega(n^2 d)$, since it needs to read all the $\binom{n}{2}$ pairwise distances. Then our result indicates that the running time can be reduced to be

$$G\left(n, O\left(\frac{1}{\epsilon^2} \log n\right)\right) + O\left(\frac{k}{\epsilon} \cdot \left(n \cdot \frac{1}{\epsilon^2} \log n + d\right)\right) + \Gamma(n, d, \epsilon), \quad (3)$$

where the term $O\left(\frac{k}{\epsilon} \cdot \left(n \cdot \frac{1}{\epsilon^2} \log n + d\right)\right)$ is the time complexity for mapping the solution from $\mathbb{R}^{O(\frac{1}{\epsilon^2} \log n)}$ to \mathbb{R}^d , and $\Gamma(n, d, \epsilon)$ is the time complexity of JL transform. In practice, the last two terms of (3) usually are neglectable and much lower than the first part $G\left(n, O\left(\frac{1}{\epsilon^2} \log n\right)\right)$.

Moreover, another immediate application of our dimension reduction result is to reduce the sample complexity for the uniform sampling based approach for *k-center clustering with outliers* (Huang et al., 2018; Ding et al., 2019). The details are shown in Remark 3.

We also extend this dimension reduction result to the SVM with outliers problem and achieve the similar time complexity as (3). Moreover, this result is independent of any kernel method; namely, we can still reduce the dimensionality when using a kernel trick.

2. Preliminaries

Let $|A|$ denote the number of points of a given point set A in \mathbb{R}^d . We use $\mathbb{B}(c, r)$ to denote the ball centered at a point c with radius $r > 0$. Below, we introduce several definitions that will be used in the paper.

Definition 1 (Minimum Enclosing Ball (MEB)). *Given a set P of n points in \mathbb{R}^d , the MEB problem is to find a ball with minimum radius to cover all the points in P . The resulting ball and its radius are denoted by $\text{MEB}(P)$ and $\text{rad}(P)$, respectively.*

Definition 2 (k -Center Clustering with Outliers). Given a set P of n points in \mathbb{R}^d , $k \in \mathbb{Z}^+$, and $\gamma \in (0, 1)$, k -center clustering with outliers is to find a subset $P' \subseteq P$, where $|P'| = (1 - \gamma)n$, and k centers $\{c_1, \dots, c_k\} \subset \mathbb{R}^d$, such that $\max_{p \in P'} \min_{1 \leq j \leq k} \|p - c_j\|$ is minimized. If $k = 1$, the problem is also called *MEB with outliers*.

For the SVM problem, we consider one-class and two-class separately. Let o be the origin of the \mathbb{R}^d space. Given a point $x \in \mathbb{R}^d$, denote by \mathcal{H}_x the hyperplane passing through x and being orthogonal to the vector $x - o$.

Definition 3 (One-class SVM with Outliers). Given a set P of n points in \mathbb{R}^d and $\gamma \in (0, 1)$, the problem of one-class SVM with outliers is to find a point x such that $|P \cap \mathcal{H}_x^+| = (1 - \gamma)n$ and the (Euclidean) norm $\|x\|$ is maximized, where \mathcal{H}_x^+ denotes the closed half space that is bounded by \mathcal{H}_x and excludes the origin o . The norm $\|x\|$ is also called the width of the margin separating o and \mathcal{H}_x .

Definition 4 (Two-class SVM with Outliers). Given two point sets P_1 and P_2 in \mathbb{R}^d and two small parameters $\gamma_1, \gamma_2 \in (0, 1)$, the problem of two-class SVM with outliers is to find two subsets $P'_1 \subset P_1$ and $P'_2 \subset P_2$ with $|P'_1| = (1 - \gamma_1)|P_1|$ and $|P'_2| = (1 - \gamma_2)|P_2|$, and a margin separating P'_1 and P'_2 , such that the width of the margin is maximized. The margin is the region bounded by two parallel hyperplanes \mathcal{H}^\perp and \mathcal{H}^\top .

Obviously, to determine the margin for one-class (two-class) SVM, we just need to find the normal vector x .

Remark 1. In the above Definition 2, 3, and 4, if setting $\gamma = 0$ ($\gamma_1 = \gamma_2 = 0$), the problems will become the ordinary k -center clustering and one-class (two-class) SVM.

Approximation ratio. Given an instance P of MEB or k -center clustering with outliers (Definition 1 and 2), denote by r_{opt} the radius induced by the optimum solution. Then, for any solution having radius $r \leq \lambda r_{opt}$ with $\lambda \geq 1$, we say that it is a λ -approximate solution. For the SVM with outliers problems (Definition 3 and 4), denote by w_{opt} the width of the margin induced by the optimum solution. Then, for any solution having the margin with width $w \geq \frac{1}{\lambda} w_{opt}$ with $\lambda \geq 1$, we say that it is a $\frac{1}{\lambda}$ -approximate solution.

2.1. The MEB Algorithm and Gilbert Algorithm

We briefly introduce the MEB algorithm (Badoiu & Clarkson, 2003) (we call it BC's algorithm) and Gilbert algorithm (Gilbert, 1966) in this section. They will be used as the sub-routines in our main algorithms. In fact, these two algorithms both fall under the umbrella of the Frank-Wolfe method (Frank & Wolfe, 1956), which has been systematically studied by (Clarkson, 2010).

BC's Algorithm. Let $0 < \epsilon < 1$. Given a point set $S \subset \mathbb{R}^d$, the BC's algorithm is an iterative procedure for computing

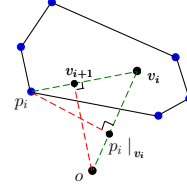


Figure 1. An illustration of step 2 in Algorithm 1. After finding the point p_i , the algorithm updates v_i to v_{i+1} .

Algorithm 1 Gilbert Algorithm (Gilbert, 1966)

Input: A point set S in \mathbb{R}^d , the origin o , and $N \in \mathbb{Z}^+$.

1. Initialize $i = 1$ and v_1 to be the closest point in S to o .
2. Iteratively perform the following steps until $i = N$.
 - (a) Find the point $p_i \in S$ who has the smallest projection distance to o on $\overline{ov_i}$, i.e., $p_i = \arg \min_{p \in S} \{\|p \mid v_i\|\}$ (see Figure 1).
 - (b) Let v_{i+1} be the point on segment $\overline{ov_i}$ closest to the origin o ; update $i = i + 1$.

Output: v_N as an approximate solution of the polytope distance between o and S .

$MEB(S)$. Initially, it selects an arbitrary point from S and places it into an initially empty set T . In each of the following $\lceil 2/\epsilon \rceil$ iterations, the algorithm updates the center of $MEB(T)$ and adds to T the farthest point from the current center of $MEB(T)$. Finally, the center of $MEB(T)$ yields a $(1 + \epsilon)$ -approximation for $MEB(S)$. The selected set of $\lceil 2/\epsilon \rceil$ points (i.e., T) is called the coreset of MEB.

Gilbert algorithm. The algorithm is designed for solving the following **polytope distance problem**:

Assume o is the origin and let S be a given set of points in \mathbb{R}^d . The problem is to find a point q inside the convex hull of S (denoted as $\text{conv}(S)$) such that the norm $\|q\|$ is minimized. The obtained norm, i.e., $\min_{q \in \text{conv}(S)} \|q\|$, is called the polytope distance between o and S .

For any two points p and $q \in \mathbb{R}^d$, denote by $p \mid_q$ the orthogonal projection of p on the supporting line of segment \overline{oq} . The norm $\|p \mid_q\|$ is called the “projection distance” of p to the origin o on \overline{oq} . Gilbert algorithm is a standard greedy algorithm that improves the current solution by selecting the point $p_i \in S$ having the smallest projection distance in each iteration. See Algorithm 1.

Definition 5 (ϵ -Approximation of Polytope Distance). Let $q \in \text{conv}(S)$ and $\epsilon \in (0, 1)$. The point q is an ϵ -approximation of the polytope distance if $\|q\| \leq \frac{1}{1-\epsilon} \|p \mid_q\|$ for any $p \in S$.

Obviously, $\min_{p \in S} \{\|p - q\|\}$ is no larger than the real polytope distance. Thus, if q is an ϵ -approximation, its norm $\|q\|$ is no larger than $\frac{1}{1-\epsilon}$ times the real polytope distance. Suppose $D = \max_{p, q \in S} \|p - q\|$ and $\rho \geq 0$ is the polytope distance between o and S , and let $E = D^2/\rho^2$.

Theorem 1 ((Gärtner & Jaggi, 2009; Clarkson, 2010)). *For any $\epsilon \in (0, 1)$, Algorithm 1 takes at most $N = 2\lceil 2E/\epsilon \rceil$ steps to achieve an ϵ -approximation.*

The selected set of points $T = \{p_i \mid 1 \leq i \leq 2\lceil 2E/\epsilon \rceil\}$ is called the coreset of polytope distance.

Remark 2. *A by-product of these two algorithms is that the solution, the approximate ball center of S or the point v_N inside $\text{conv}(S)$, can be always represented by a convex combination of the obtained coreset T . Moreover, the coefficients of this convex combination have been simultaneously generated after running the algorithm (since these coefficients are always recorded when updating the solution in each iteration). In our following algorithms, we will use these coefficients to bridge the original space \mathbb{R}^d and the low-dimensional space induced by the JL transform.*

2.2. Other Related Works

k -center clustering with outliers. (Charikar et al., 2001) proposed a 3-approximation algorithm for k -center clustering with outliers in arbitrary metrics. The time complexity of their algorithm is quadratic in data size. A following streaming $(4 + \epsilon)$ -approximation algorithm was proposed by (McCutchen & Khuller, 2008). (Chakrabarty et al., 2016) gave a 2-approximation algorithm for metric k -center clustering with outliers based on the LP relaxation techniques. (Badoiu et al., 2002) proposed a coreset based approach but having an exponential time complexity if k is not a constant. Recently, (Ding et al., 2019) provided a greedy algorithm that yields a bi-criteria approximation (returning more than k clusters) based on the idea of the Gonzalez’s k -center clustering algorithm (Gonzalez, 1985).

Robust SVM and SVM with outliers. SVM is a fundamental tool for classification (Chang & Lin, 2011). For the ordinary SVM problem, a number of methods have been proposed, such as (Cortes & Vapnik, 1995; Platt, 1999; Crisp & Burges, 1999; Schölkopf et al., 2000; Tsang et al., 2005). In recent years, several methods considered the case that a significant fraction of outliers are mixed in the dataset; existing approaches include (Xu et al., 2006; Yang et al., 2010; Suzumura et al., 2014; Ding & Xu, 2015; Xu et al., 2017). Moreover, one-class SVM has also been used as an efficient approach for outlier recognition (Erfani et al., 2016; Schölkopf et al., 1999).

Beyond the aforementioned JL transform based dimension reduction methods for SVM in Section 1.1, a number of other methods (e.g., feature selection) were also proposed for speeding up the SVM procedure in the past (Rahimi &

Algorithm 2 MEB WITH OUTLIERS

Input: A set P of n points in \mathbb{R}^d , and $\gamma, \epsilon \in (0, 1)$.

1. Apply the JL transform f to reduce the dimensionality d to be $O(\frac{1}{\epsilon^2} \log n)$, and run any existing algorithm \mathcal{A} for MEB with outliers on the new instance $(f(P), \gamma)$.
2. Let $f(S)$ be the set of $(1 - \gamma)n$ inliers of $f(P)$ induced by the algorithm \mathcal{A} .
3. Compute a $(1 + \epsilon)$ -approximate MEB of $f(S)$ through BC’s algorithm in Section 2.1, and denote by \bar{c} the obtained ball center.
 - The center \bar{c} is represented as a convex combination of the points of $f(S)$, say $\bar{c} = \sum_{q \in f(S)} \alpha_q q$ where $\sum_{q \in f(S)} \alpha_q = 1$ and $\alpha_q \geq 0$ for $\forall q \in f(S)$.

Output: $f^{-1}(\bar{c}) = \sum_{q \in f(S)} \alpha_q f^{-1}(q)$ as the ball center.

Recht, 2008; Paul et al., 2015). However, to the best of our knowledge, it is still unclear about their quality guarantees when the dataset contains outliers.

3. Minimum Enclosing Ball and k -Center Clustering with Outliers

To explain our idea more clearly, we first consider the MEB with outliers problem (i.e., the case $k = 1$ of Definition 2), and then extend the idea to solve the general k -center clustering with outliers problem.

3.1. MEB with Outliers

Let (P, γ) be an instance of the problem of MEB with outliers in \mathbb{R}^d . Our high-level idea is as follows. First, we apply the JL transform f to P and solve the new instance $(f(P), \gamma)$ by any existing algorithm for MEB with outliers. Suppose the obtained ball center is \bar{c} and it can be represented by a convex combination of a subset of $f(P)$. Then, we transform the center \bar{c} back to the original space \mathbb{R}^d by using the coefficients of the convex combination (see Remark 2). See the details in Algorithm 2.

Theorem 2. *Suppose the algorithm \mathcal{A} used in Step 1 of Algorithm 2 yields a λ -approximate solution of MEB with outliers with $\lambda \geq 1$. The returned point $f^{-1}(\bar{c})$ of Algorithm 2 yields a $\lambda \sqrt{\frac{(1+\epsilon)^3}{1-\epsilon}}$ -approximate solution for the original instance (P, γ) in \mathbb{R}^d with constant probability.*

When ϵ is small enough, the approximation factor $\lambda \sqrt{\frac{(1+\epsilon)^3}{1-\epsilon}} \approx \lambda$. The exact time complexity of BC’s algo-

rithm is $O(\frac{1}{\epsilon}(n + \frac{1}{\epsilon})d')$ in a d' -dimensional space. Usually we assume $n \gg \frac{1}{\epsilon}$ in practice, and hence the complexity can be rewritten as $O(\frac{1}{\epsilon}nd')$. Here $d' = O(\frac{1}{\epsilon^2} \log n)$. Note BC's algorithm only runs in $\lceil 2/\epsilon \rceil$ rounds, so only $\lceil 2/\epsilon \rceil$ of the coefficients in Step 3 are non-zero. Consequently, it is easy to see the total running time of Algorithm 2 is in the form of (3) with $k = 1$.

Before proving Theorem 2, we first introduce the following result proved in (Sheehy, 2014) (Lemma 4 and Theorem 5 in the paper). The result can be viewed as an extension of Lemma 1. A key of Lemma 2 is that it relaxes the error bound to be a unified $\epsilon \text{rad}(S)^2$, rather than the typical bound $\epsilon \|p - q\|^2$ as (1). A similar result of (4) was also proved by (Agarwal et al., 2007).

Lemma 2. *Let f be the JL transform of P from \mathbb{R}^d to $\mathbb{R}^{O(\frac{1}{\epsilon^2} \log n)}$. With constant probability, for any subset $S \subseteq P$, we have (i)*

$$\text{rad}(f(S))^2 \in (1 \pm \epsilon) \text{rad}(S)^2; \quad (4)$$

(ii) *for any point $p \in S$ and any point q inside the convex hull of S ,*

$$||p - q||^2 - ||f(p) - f(q)||^2 \leq \epsilon \text{rad}(S)^2. \quad (5)$$

Proof. (of Theorem 2) We use P_{opt} and r_{opt} to denote the optimal subset and radius for the instance (P, γ) . Let c_{opt} be the center of $\text{MEB}(P_{\text{opt}})$. Obviously c_{opt} is inside the convex hull of P_{opt} . Thus, using the inequality (5) in Lemma 2, we have

$$\begin{aligned} \forall p \in P_{\text{opt}}, \quad ||f(p) - f(c_{\text{opt}})||^2 &\leq ||p - c_{\text{opt}}||^2 + \epsilon r_{\text{opt}}^2 \\ &\leq (1 + \epsilon) r_{\text{opt}}^2 \\ \implies \max_{p \in P_{\text{opt}}} ||f(p) - f(c_{\text{opt}})||^2 &\leq (1 + \epsilon) r_{\text{opt}}^2. \end{aligned} \quad (6)$$

That is, the ball $\mathbb{B}(f(c_{\text{opt}}), \sqrt{1 + \epsilon} r_{\text{opt}})$ covers the whole set $f(P_{\text{opt}})$. Therefore, if we denote the optimal radius of the instance $(f(P), \gamma)$ as r'_{opt} , we have

$$r'_{\text{opt}} \leq \sqrt{1 + \epsilon} r_{\text{opt}}. \quad (7)$$

Next, we prove the upper bound of the radius induced by $f^{-1}(\bar{c})$. Since \bar{c} is inside the convex hull of $f(S)$, the point $f^{-1}(\bar{c})$ should be inside the convex hull of S . Also, because the JL transform f is linear,

$$f(f^{-1}(\bar{c})) = \sum_{q \in f(S)} \alpha_q f(f^{-1}(q)) = \bar{c}. \quad (8)$$

Applying the inequality (5) again, $\forall p \in S$, we have

$$\begin{aligned} &||p - f^{-1}(\bar{c})||^2 \\ &\leq ||f(p) - \bar{c}||^2 + \epsilon \text{rad}(S)^2 \\ &= f(f^{-1}(\bar{c})) \\ &\leq \max_{q \in S} ||f(q) - \bar{c}||^2 + \epsilon \text{rad}(S)^2 \\ &\leq \max_{q \in S} ||f(q) - \bar{c}||^2 + \frac{\epsilon}{1 - \epsilon} \text{rad}(f(S))^2 \\ &\leq \frac{1}{1 - \epsilon} \max_{q \in S} ||f(q) - \bar{c}||^2, \end{aligned} \quad (9)$$

where the third inequality comes from (4), and the last inequality comes from the fact $\text{rad}(f(S))^2 \leq \max_{q \in S} ||f(q) - \bar{c}||^2$ (otherwise, we can let \bar{c} be the center of $f(S)$ and the resulting radius $\max_{q \in S} ||f(q) - \bar{c}||^2 < \text{rad}(f(S))^2$, which is a contradiction). Recall that \bar{c} is a $(1 + \epsilon)$ -approximate center of the λ -approximate solution of the instance $(f(P), \gamma)$. So

$$\max_{q \in S} ||f(q) - \bar{c}|| \leq (1 + \epsilon) \cdot \lambda \cdot r'_{\text{opt}}. \quad (10)$$

Thus, (9) implies that

$$\begin{aligned} \forall p \in S, \quad ||p - f^{-1}(\bar{c})||^2 &\leq \frac{(1 + \epsilon)^2}{1 - \epsilon} \lambda^2 (r'_{\text{opt}})^2 \\ &\leq \frac{(1 + \epsilon)^3}{1 - \epsilon} \lambda^2 r_{\text{opt}}^2, \end{aligned} \quad (11)$$

where the last inequality comes from (7). (11) indicates that the ball $\mathbb{B}(f^{-1}(\bar{c}), \sqrt{\frac{(1 + \epsilon)^3}{1 - \epsilon}} \lambda r_{\text{opt}})$ covers the whole set S , i.e., $f^{-1}(\bar{c})$ yields a $\sqrt{\frac{(1 + \epsilon)^3}{1 - \epsilon}} \lambda$ -approximate solution for the instance (P, γ) and S is the set of inliers. \square

3.2. k -Center Clustering with Outliers

We extend the idea of Algorithm 2 to the case of general $k \geq 1$ (see Algorithm 3).

Theorem 3. *Suppose the algorithm \mathcal{A} used in Step 1 of Algorithm 3 yields a λ -approximate solution of k -center clustering with outliers with $\lambda \geq 1$. The returned set of k points $\{f^{-1}(\bar{c}_1), f^{-1}(\bar{c}_2), \dots, f^{-1}(\bar{c}_k)\}$ of Algorithm 3 yields a $\lambda \sqrt{\frac{(1 + \epsilon)^3}{1 - \epsilon}}$ -approximate solution for the original instance (P, γ) in \mathbb{R}^d with constant probability.*

Remark 3. *If allowing a relaxation on the number of outliers (say slightly larger than γn), (Huang et al., 2018; Ding et al., 2019) showed that one can run existing algorithm on a random sample of size (roughly) $O(\frac{kd \log k}{\gamma})$ instead of the original input data so as to achieve an approximate solution. From Theorem 3, we immediately see that the sample size can be reduced after applying JL transform (the dimensionality d is reduced to $O(\frac{\log n}{\epsilon^2})$ in the sample size).*

Algorithm 3 k -CENTER CLUSTERING WITH OUTLIERS

Input: A set P of n points in \mathbb{R}^d , $k \in \mathbb{Z}^+$, and $\gamma, \epsilon \in (0, 1)$.

1. Apply the JL transform f to reduce the dimensionality d to be $O(\frac{1}{\epsilon^2} \log n)$, and run any existing algorithm \mathcal{A} for k -center clustering with outliers on the new instance $(f(P), \gamma)$.
2. Let $f(C_1), f(C_2), \dots, f(C_k)$ be the k clusters of $f(P)$ obtained by the algorithm \mathcal{A} . $\sum_{j=1}^k |f(C_j)| = (1 - \gamma)n$.
3. Compute a $(1 + \epsilon)$ -approximate MEB for each $f(C_j)$ through BC's algorithm, and denote by \bar{c}_j the obtained ball center.
 - Each center \bar{c}_j is represented as a convex combination of the points of $f(C_j)$, say $\bar{c}_j = \sum_{q \in f(C_j)} \alpha_q q$ where $\sum_{q \in f(C_j)} \alpha_q = 1$ and $\alpha_q \geq 0$ for $\forall q \in f(C_j)$.

Output: the k points $f^{-1}(\bar{c}_j) = \sum_{q \in f(C_j)} \alpha_q f^{-1}(q)$ for $1 \leq j \leq k$, as the k cluster centers.

The proof of Theorem 2 can be extended for Theorem 3. We also use r_{opt} and r'_{opt} to denote the optimal radii of the instances (P, γ) and $(f(P), \gamma)$, respectively. Then, we have the same claim of (7), $r'_{opt} \leq \sqrt{1 + \epsilon} r_{opt}$. Consequently, the inequality (11) is replaced by: for any $1 \leq j \leq k$ and $p \in C_j$,

$$\|p - f^{-1}(\bar{c}_j)\|^2 \leq \frac{(1 + \epsilon)^3}{1 - \epsilon} \lambda^2 r_{opt}^2. \quad (12)$$

Thus, the set $\cup_{j=1}^k C_j$ is covered by the union of the k balls $\cup_{j=1}^k \mathbb{B}(f^{-1}(\bar{c}_j), \sqrt{\frac{(1 + \epsilon)^3}{1 - \epsilon}} \lambda r_{opt})$, i.e., $\{f^{-1}(\bar{c}_1), f^{-1}(\bar{c}_2), \dots, f^{-1}(\bar{c}_k)\}$ yields a $\sqrt{\frac{(1 + \epsilon)^3}{1 - \epsilon}} \lambda$ -approximate solution for the instance (P, γ) , and $\{C_1, C_2, \dots, C_k\}$ are the k clusters.

4. SVM with Outliers

To solve the SVM with outliers problems, we introduce an important geometric result below. Let $\Delta oy_1 y_2$ be a right triangle in a two-dimensional plane, where o is the origin, $y_1 = (a, 0)$, and $y_2 = (a, b)$ with $a, b > 0$ (see Figure 2). Suppose the points y_1 and y_2 are moved to the new locations $y'_1 = (a_0, 0)$ and $y'_2 = (a', b')$, respectively; they form a new triangle $\Delta oy'_1 y'_2$.

Lemma 3. Let δ be a small positive value. If the three sides

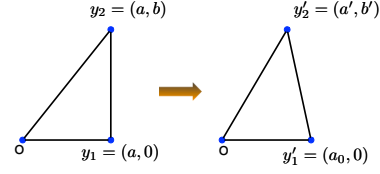


Figure 2. An illustration for Lemma 3.

of the new triangle $\Delta oy'_1 y'_2$ satisfy

$$\left. \begin{aligned} \|y'_1 - o\|^2 &\in \|y_1 - o\|^2 \pm \delta, \\ \|y'_2 - o\|^2 &\in \|y_2 - o\|^2 \pm \delta, \\ \|y'_1 - y'_2\|^2 &\in \|y_1 - y_2\|^2 \pm \delta, \end{aligned} \right\} \quad (13)$$

then we have $a' \geq \frac{2a^2 - 3\delta}{2\sqrt{a^2 + \delta}}$.

Proof. From (13), we directly have

$$a_0^2 \in a^2 \pm \delta; \quad (14)$$

$$(a' - a_0)^2 + (b')^2 \in b^2 \pm \delta; \quad (15)$$

$$(a')^2 + (b')^2 \in (a^2 + b^2) \pm \delta. \quad (16)$$

Through (15) and (16), we have

$$\begin{aligned} (a^2 + b^2) - \delta &\leq (a')^2 + (b')^2 \\ &= (a' - a_0)^2 + (b')^2 + 2a_0 a' - (a_0)^2 \\ &\leq b^2 + \delta + 2a_0 a' - (a_0)^2 \\ \implies a^2 + a_0^2 &\leq 2a_0 a' + 2\delta. \end{aligned} \quad (17)$$

Further, we have

$$\begin{aligned} 2a^2 - 3\delta &\stackrel{\text{by (14)}}{\leq} a^2 - 2\delta + a_0^2 \\ &\stackrel{\text{by (17)}}{\leq} 2a_0 a' \stackrel{\text{by (14)}}{\leq} 2\sqrt{a^2 + \delta} a'. \end{aligned} \quad (18)$$

Finally, we have the following inequality from (18), $a' \geq \frac{2a^2 - 3\delta}{2\sqrt{a^2 + \delta}}$. So we complete the proof. \square

4.1. One-class SVM with Outliers

To present our result, we need to relate polytope distance to one-class SVM through the following lemmas. Let $S \subset \mathbb{R}^d$ and $x \neq o$ be a point in \mathbb{R}^d .

Lemma 4 ((Gärtner & Jaggi, 2009; Clarkson, 2010)). If x is the optimal solution of the polytope distance from o to S , then x is also the optimal normal vector for the one-class SVM on S , i.e., the hyperplane \mathcal{H}_x yields the maximum margin separating the origin and S .

Lemma 5 ((Ding & Xu, 2015)). Suppose x is an ϵ -approximation of the polytope distance (see Definition 5). Let $y = (1 - \epsilon)x$. Then the hyperplane \mathcal{H}_y separates the

Algorithm 4 ONE-CLASS SVM WITH OUTLIERS

Input: A set P of n points in \mathbb{R}^d , $\epsilon, \epsilon_0 > 0$, and $\gamma \in (0, 1)$.

1. Apply the JL transform f to reduce the dimensionality d to be $O(\frac{1}{\epsilon^2} \log n)$, and run any existing algorithm \mathcal{A} for SVM with outliers on the new instance $(f(P), \gamma)$.
2. Suppose the normal vector returned by \mathcal{A} is v . Then, we project all the points $f(P)$ to the vector v , and find the margin along v such that exactly $(1 - \gamma)n$ points of $f(P)$ are separated from the origin. These $(1 - \gamma)n$ points form the set of inliers $f(S)$.
3. Compute an ϵ_0 -approximate solution for the polytope distance problem of $f(S)$ through Gilbert algorithm, and denote by \bar{x} the obtained point in $\text{conv}(f(S))$.
 - In Gilbert algorithm, \bar{x} is represented as a convex combination of the points of $f(S)$, say $\bar{x} = \sum_{q \in f(S)} \alpha_q q$ where $\sum_{q \in f(S)} \alpha_q = 1$ and $\alpha_q \geq 0$ for $\forall q \in f(S)$.

Output: $f^{-1}(\bar{x}) = \sum_{q \in f(S)} \alpha_q f^{-1}(q)$ as the normal vector.

origin and S , and its width, i.e., the norm $\|y\|$, is at least $(1 - \epsilon)$ times the maximum width.

Lemma 5 suggests that we can find an approximate solution for one-class SVM through Gilbert Algorithm. We further show how to apply it to the case with outliers. Given an instance (P, γ) of one-class SVM with outliers, let $D = \max_{p, q \in P} \|p - q\|$ be the diameter of P . Suppose that x_{opt} is the normal vector yielding the optimal separating margin for the instance (P, γ) and P_{opt} is the set of induced inliers. For convenience, let $\rho = \|x_{opt}\|$ and $E = D^2/\rho^2$.

Theorem 4. We set $\epsilon_0 \in (0, 1)$ and $\epsilon = \frac{1}{5} \frac{\epsilon_0}{E+1}$ in Algorithm 4. Suppose the algorithm \mathcal{A} used in Step 1 yields a $1/\lambda$ -approximate solution of SVM with outliers with $\lambda \geq 1$. The returned vector $f^{-1}(\bar{x})$ of Algorithm 4 yields a $\frac{1}{\lambda}(1 - \epsilon_0)^3$ -approximate solution for the instance (P, γ) with constant probability.

Proof. For any point $p \in P_{opt}$, denote by $\tau(p)$ the projection of p on the vector x_{opt} . Then, we focus on the right triangle $\Delta o\tau(p)p$ and its image, $\Delta of(\tau(p))f(p)$, in the lower dimensional space via the JL Transform f (w.l.o.g., we assume the two spaces share the same origin o). See Figure 3. From Lemma 4, we know that x_{opt} should be inside $\text{conv}(P_{opt})$. Consequently, the triangle $\Delta o\tau(p)p$ is inside the convex hull of $\{o\} \cup P_{opt}$. Moreover, the set $\{o\} \cup P_{opt}$

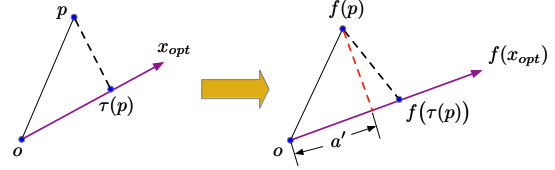


Figure 3. Because the JL transform f is linear mapping, the point $f(\tau(p))$ is located on the line determined by the vector $f(x_{opt})$. The point $f(p)$ has projection distance a' to the origin o .

is covered by a ball with radius at most $D + \rho$. Therefore, through the inequality (5) of Lemma 2, we have

$$\begin{aligned} \|f(\tau(p)) - o\|^2 &\in \|\tau(p) - o\|^2 \pm \epsilon(D + \rho)^2; \\ \|f(p) - o\|^2 &\in \|p - o\|^2 \pm \epsilon(D + \rho)^2; \\ \|f(\tau(p)) - f(p)\|^2 &\in \|\tau(p) - p\|^2 \pm \epsilon(D + \rho)^2. \end{aligned}$$

We apply Lemma 3 to $\Delta o\tau(p)p$ by letting $y_1 = \tau(p)$, $y_2 = p$, $y'_1 = f(\tau(p))$, $y'_2 = f(p)$, and $\delta = \epsilon(D + \rho)^2$. For convenience, we use the same notations as Lemma 3 and have

$$a' \geq \frac{2a^2 - 3\delta}{2\sqrt{a^2 + \delta}} = \sqrt{a^2 + \delta} - \frac{5\delta}{2\sqrt{a^2 + \delta}}. \quad (19)$$

Note that $a = \|\tau(p)\| \geq \rho$ and $\epsilon = \frac{1}{5} \frac{\epsilon_0}{E+1}$ with $E = D^2/\rho^2$; then we have

$$\begin{aligned} a' &\geq \sqrt{\rho^2 + \delta} - \frac{5\delta}{2\sqrt{\rho^2 + \delta}} \\ &\geq \rho - \frac{5\delta}{2\rho} \\ &\stackrel{\text{plug the values of } \delta \text{ and } \epsilon}{=} \rho - \frac{\epsilon_0}{2} \frac{(D + \rho)^2}{E + 1} \frac{1}{\rho} \\ &\geq \rho - \frac{\epsilon_0}{2} \frac{2D^2 + 2\rho^2}{E + 1} \frac{1}{\rho} \\ &= (1 - \epsilon_0)\rho. \end{aligned} \quad (20)$$

(20) implies that for any point $p \in P_{opt}$, $f(p)$'s projection on the vector $f(x_{opt})$ has distance $\geq (1 - \epsilon_0)\rho$ to the origin. That is, the vector $f(x_{opt})$ yields a solution for the instance $(f(P), \gamma)$ with separating margin width at least $(1 - \epsilon_0)\rho$. Further, because v yields a $\frac{1}{\lambda}$ -approximate solution for $(f(P), \gamma)$ (step 2 of Algorithm 4), we have

$$w_v \geq \frac{1}{\lambda}(1 - \epsilon_0)\rho \quad (21)$$

where w_v denotes the margin width induced by v . Also, since \bar{x} is an ϵ_0 -approximation of the polytope distance problem for the instance $f(S)$, through Lemma 5 we know that the vector \bar{x} yields a margin separating the origin and $f(S)$ with the width

$$\|(1 - \epsilon_0)\bar{x}\| \geq (1 - \epsilon_0)\|v\| \geq \frac{1}{\lambda}(1 - \epsilon_0)^2\rho. \quad (22)$$

Algorithm 5 TWO-CLASS SVM WITH OUTLIERS

Input: Two point sets P_1 and P_2 in \mathbb{R}^d with $n = |P_1 \cup P_2|$, $\epsilon, \epsilon_0 > 0$, and $\gamma_1, \gamma_2 \in (0, 1)$.

1. Apply the JL transform f to reduce the dimensionality d to be $O(\frac{1}{\epsilon^2} \log n)$, and run any existing algorithm \mathcal{A} for SVM with outliers on the new instance $(f(P_1), f(P_2), \gamma_1, \gamma_2)$.
2. Suppose the normal vector returned by \mathcal{A} is v . Then, we project all the points of $f(P_1)$ and $f(P_2)$ to the vector v , and find the margin along v such that exactly $(1 - \gamma_1)|P_1|$ points of $f(P_1)$ and $(1 - \gamma_2)|P_2|$ points of $f(P_2)$ are separated. These points form the sets of inliers $f(S_1)$ and $f(S_2)$, respectively.
3. Compute an ϵ_0 -approximate solution for the polytope distance between $f(S_1)$ and $f(S_2)$ through Gilbert algorithm, and denote by \bar{x} the obtained point in $MD(f(S_1), f(S_2))$.

- In Gilbert algorithm, \bar{x} is represented as a convex combination of the points of $f(S)$ where $S = S_1 \cup S_2$, say $\bar{x} = \sum_{q \in f(S)} \alpha_q q$ where $\sum_{q \in f(S)} \alpha_q = 1$ and $\alpha_q \geq 0$ for $\forall q \in f(S)$.

Output: $f^{-1}(\bar{x}) = \sum_{q \in f(S)} \alpha_q f^{-1}(q)$ as the normal vector.

Then, we consider the inverse mapping f^{-1} from $\mathbb{R}^{O(\frac{1}{\epsilon^2} \log n)}$ to \mathbb{R}^d . For any $q \in f(S)$, consider the right triangle $\Delta o\tau(q)q$ and its image, $\Delta o f^{-1}(\tau(q)) f^{-1}(q)$ in \mathbb{R}^d , where $\tau(q)$ is the projection of q on the vector \bar{x} . Since $\tau(q) \in \text{conv}(\{o\} \cup f(S))$, it can be represented as a convex combination of $\{o\} \cup f(S)$; therefore, we can define its image $f^{-1}(\tau(q))$ as the convex combination of $\{o\} \cup S$ with the same coefficients. So we can apply the same manner for proving the above (20) with replacing f and P_{opt} by f^{-1} and $f(S)$ respectively. For any point $q \in f(S)$, $f^{-1}(q)$'s projection on the vector $f^{-1}(\bar{x})$ has distance at least

$$(1 - \epsilon_0) \|(1 - \epsilon_0)\bar{x}\| \geq \frac{1}{\lambda} (1 - \epsilon_0)^3 \rho \quad (23)$$

to the origin by (22). In other words, the vector $f^{-1}(\bar{x})$ yields a $\frac{1}{\lambda}(1 - \epsilon_0)^3$ -approximation for the instance (P, γ) and S is the set of inliers. \square

4.2. Two-class SVM with outliers

Consider the connection between polytope distance and two-class SVM. Let Q_1 and Q_2 be two point sets in \mathbb{R}^d . The **Minkowski Difference** $MD(Q_1, Q_2)$ of $\text{conv}(Q_1)$ and $\text{conv}(Q_2)$ is the set of all difference vectors, i.e.,

$MD(Q_1, Q_2) = \{u - v \mid u \in \text{conv}(Q_1), v \in \text{conv}(Q_2)\}$. Note that $MD(Q_1, Q_2)$ is also a convex polytope.

Lemma 6. [(Gärtner & Jaggi, 2009)] *Finding the shortest distance between two polytopes $\text{conv}(Q_1)$ and $\text{conv}(Q_2)$ is equivalent to finding the polytope distance from the origin to $MD(Q_1, Q_2)$.*

Lemma 6 tells us that to find the maximum margin separating two point sets Q_1 and Q_2 , we only need to find the maximum margin separating the origin and $MD(Q_1, Q_2)$. However, directly computing $MD(Q_1, Q_2)$ takes quadratic time $O(|Q_1||Q_2|d)$. Actually, we do not need to explicitly compute $MD(Q_1, Q_2)$ for obtaining its polytope distance to the origin. In each iteration of the Gilbert algorithm, we just select the point p_i that has the closest projection to o . In $MD(Q_1, Q_2)$, this point “ p_i ” should be the difference vector $q_i - q'_i$, where $q_i \in Q_1$ and $q'_i \in Q_2$, and

$$p_i \mid_{v_i} = q_i \mid_{v_i} - q'_i \mid_{v_i}.$$

Therefore, q_i should be the point having the closest projection to o from Q_1 and q'_i should be the point having the farthest projection to o from Q_2 . As a consequence, we just need to select the points q_i and q'_i in each iteration, and can still compute the polytope distance between o and $MD(Q_1, Q_2)$ in linear time. Given a point $x \in \mathbb{R}^d$, we use \mathcal{M}_x to denote the margin that is orthogonal to x and separates Q_1 and Q_2 .

Lemma 7. *Let $x \in MD(Q_1, Q_2)$ be an ϵ -approximation of the polytope distance yielded by Gilbert Algorithm for some small constant $\epsilon \in (0, 1)$. Then \mathcal{M}_x separates Q_1 and Q_2 , and its width is at least $(1 - \epsilon)$ times that of the maximum width.*

Finally, we have the algorithm for solving the two-class SVM with outliers problem.

Theorem 5. *Let $\epsilon_0 \in (0, 1)$ and $\epsilon = \frac{1}{5} \frac{\epsilon_0}{E+1}$. Suppose the algorithm \mathcal{A} used in Step 1 of Algorithm 5 yields a $1/\lambda$ -approximate solution of SVM with outliers with $\lambda \geq 1$. The returned vector $f^{-1}(\bar{x})$ of Algorithm 5 yields a $\frac{1}{\lambda}(1 - \epsilon_0)^3$ -approximate solution for the instance $(P_1, P_2, \gamma_1, \gamma_2)$ with constant probability.*

5. Experiments

All the experimental results were obtained on a Windows workstation with 2.8GHz Intel Core i5-840 and 8GB main memory; the algorithms were implemented in Matlab R2018b. For each instance, we repeat the experiment 50 times and report the average result and the corresponding standard deviation.

5.1. k -Center Clustering with Outliers

We use the popular 3-approximation algorithm (Charikar et al., 2001) as the algorithm \mathcal{A} in Algorithm 3. We compare

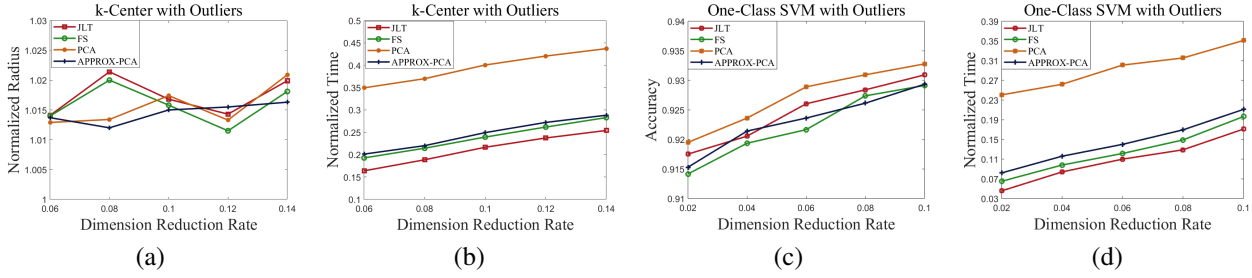


Figure 4. The experimental results of k -center clustering with outliers and one-class SVM with outliers on synthetic datasets.

JL transform (named JLT) (Achlioptas, 2003) with several other widely studied dimension reduction methods, PCA, approximate PCA, and the SVD based feature selection (named PCA, APPROX-PCA, FS accordingly) (Boutsidis et al., 2014).

We generate the synthetic dataset in \mathbb{R}^{4000} with $n = 10^4$, $z = 10\%n$, and $k = 20$. We randomly pick k points as the cluster centers inside a hypercube of side length 500; around each center, we generate a cluster following a Gaussian distribution with standard deviation 20; we keep the total number of points to be $n - z$ and uniformly generate z outliers at random outside the MEBs of these k clusters. We keep the dimension reduction rate to be $\{6\%, 8\%, 10\%, 12\%, 14\%\}$ and repeat the experiment 15 times for each instance; we show the average normalized running time and radius (over the result without dimension reduction) in Figure 4(a)-(b). The obtained normalized radii of these 4 methods are very close (the difference range is within 1%), and JLT achieves the lowest running time among these 4 methods (which is around 20% of the running time without dimension reduction). The standard deviations of normalized radius are 0.54 (JLT), 0.26 (PCA), 1.67 (APPROX-PCA), and 1.44 (FS). So APPROX-PCA and FS appear very unstable, and PCA is the stablest one though it takes the largest running time.

We also test the algorithms on two real-world datasets. The **CIFAR-10** dataset (Krizhevsky, 2009) consists of $n = 60,000$ color images of $k = 10$ classes (e.g., airplane, bird), with each class having 6000 images and each image being represented by a 3072-dimensional vector. The **MNIST** dataset (Y.LeCun & P.Haffner, 1998) contains $n = 60,000$ handwritten digit images from 0 to 9 (i.e., $k = 10$), where each image is represented by a 784-dimensional vector. For each dataset, we randomly add $10\%n$ outliers outside the MEBs of the clusters. We show the resulting normalized radius and running time in Figure 5 and the average standard deviation of normalized radius in Table 1. Similar to the results on the synthetic datasets, JLT and PCA achieve the performances much more stable than the other two methods, and JLT is the fastest one.

We also compare the three different JL transform methods from (Dasgupta & Gupta, 2003; Achlioptas, 2003; Ailon & Chazelle, 2009), which are named JLT-GAUSSIAN, JLT-

BINARY, and JLT-FAST. The results are shown in Figure 6 and Table 2. The results suggest that JLT-BINARY is the stablest and fastest one, though it achieves worse normalized radius comparing with the other two methods.

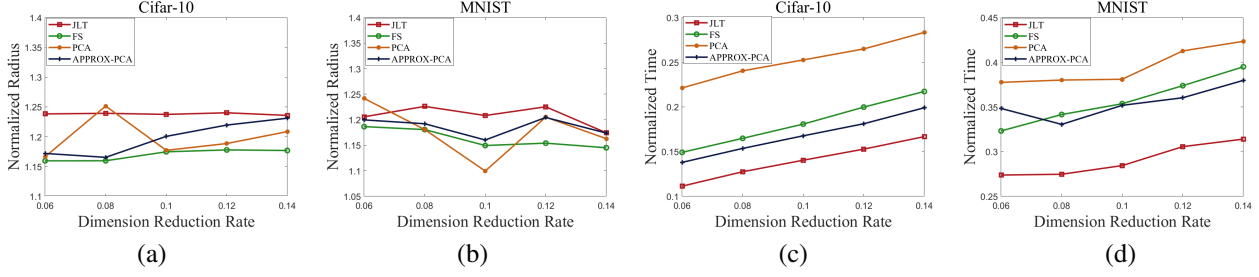
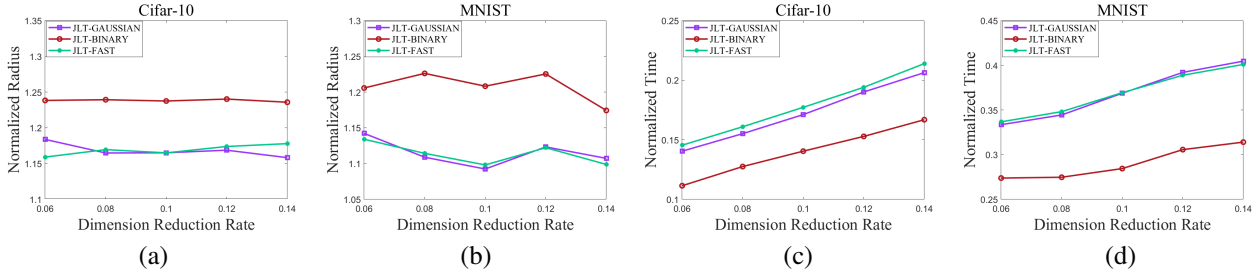
5.2. SVM with Outliers

One-class SVM with outliers. We use the one-class SVM algorithm from (Chang & Lin, 2011) as the algorithm \mathcal{A} in Algorithm 4. We randomly generate a set of $n = 2 * 10^4$ points in \mathbb{R}^{1000} following a Gaussian distribution with standard deviation $\sqrt{10^3}$. Also, we run the algorithm 15 times with cross-validations; specifically, the data is randomly partitioned into two equal-sized parts respectively for training and testing. To generate the training dataset with outliers, we first compute the hyperplane \mathcal{H} by the algorithm \mathcal{A} , and randomly add $10\% * (n/2)$ outliers on the other side of \mathcal{H} ; then we run Algorithm 4. The results are shown in Figure 4 (c)-(d). The standard deviations of accuracy are as follows, $5.6 * 10^{-3}$ (JLT), $6.2 * 10^{-3}$ (PCA), $8.3 * 10^{-3}$ (APPROX-PCA), and $7.9 * 10^{-3}$ (FS), which suggest that JLT’s performance is the stablest among the 4 methods.

We also take the real-world datasets **MNIST** (“0” and “1” classes) and **GISETTE** (Guyon et al., 2005) (two classes of $n = 13500$ points in \mathbb{R}^{5000}) to conduct our experiments. Each class of **MNIST** and **GISETTE** forms an individual instance. We run the algorithm with cross-validations; specifically, the dataset is randomly partitioned into two equal-sized parts respectively for training and testing. To generate outliers, we first compute the hyperplane \mathcal{H} by running the algorithm \mathcal{A} on the training data, and randomly add 10% outliers on the other side of \mathcal{H} ; then we run Algorithm 4.

Two-class SVM with outliers. We use the LIBLINEAR SVM algorithm from (Chang & Lin, 2011) as the algorithm \mathcal{A} . Similar to the one-class case, we also run the algorithm with cross-validations. To generate outliers, we simply exchange the labels of randomly picked $10\%n$ pairs of data items for each instance.

We show the resulting accuracy and normalized running time in Figure 7 & 8 and the average standard deviation of accuracy in Table 3.


 Figure 5. Different dimension reduction methods for k -center clustering with outliers.

 Figure 6. Different JL transform methods for k -center clustering with outliers.

Finally, similar to k -center clustering with outliers, we compare the three different JL transform methods JLT-GAUSSIAN, JLT-BINARY, and JLT-FAST. The results are shown in Figure 9 & 10 and Table 4.

In general, similar to the experimental results for clustering, JLT and PCA are more stable, and JLT-BINARY outperforms the other two JL transform methods in terms of running time and stability.

6. Future Work

We study the effectiveness of JL transform for solving two fundamental high-dimensional problems. Following this work, it is worth considering other robust optimization problems. Also, though we use the (approximate) PCA and feature selection techniques as the baselines in our experiments, it is still unclear about their theoretical quality guarantees in terms of the objective functions when outliers exist.

References

- Achlioptas, D. Database-friendly random projections: Johnson-Lindenstrauss with binary coins. *Journal of computer and System Sciences*, 66(4):671–687, 2003.
- Agarwal, P. K., Har-Peled, S., and Yu, H. Embeddings of surfaces, curves, and moving points in euclidean space. In *Proceedings of the 23rd ACM Symposium on Computational Geometry*, Gyeongju, South Korea, June 6-8, 2007, pp. 381–389, 2007.
- Ailon, N. and Chazelle, B. The fast Johnson-Lindenstrauss transform and approximate nearest neighbors. *SIAM Journal on computing*, 39(1):302–322, 2009.
- Arriaga, R. I. and Vempala, S. S. An algorithmic theory of learning: Robust concepts and random projection. *Machine Learning*, 63(2):161–182, 2006.
- Badoiu, M. and Clarkson, K. L. Smaller core-sets for balls. In *Proceedings of the ACM-SIAM Symposium on Discrete Algorithms (SODA)*, pp. 801–802, 2003.
- Badoiu, M., Har-Peled, S., and Indyk, P. Approximate clustering via core-sets. In *Proceedings of the ACM Symposium on Theory of Computing (STOC)*, pp. 250–257, 2002.
- Balcan, M.-F., Blum, A., and Vempala, S. Kernels as fea-

Table 1. The average standard deviations of four dimension reduction methods.

Methods Datasets	JLT	FS	PCA	APPROX-PCA
CIFAR-10	0.2829	0.8344	0.0386	0.5082
MNIST	0.1463	0.3286	0.0137	0.2275

Table 2. The standard deviations of three JL transform methods.

Methods Datasets	JLT-GAUSSIAN	JLT-BINARY	JLT-FAST
CIFAR-10	0.8046	0.2829	0.8424
MNIST	0.2888	0.1463	0.2920

Table 3. The average standard deviations of four dimension reduction methods.

Methods Datasets	One-calss SVM				Two-calss SVM			
	JLT	FS	PCA	APPROX-PCA	JLT	FS	PCA	APPROX-PCA
MNIST	0.0091	0.0181	0.0017	0.0082	0.0394	0.1943	0.0452	0.1726
GISETTE	0.0095	0.0275	0.0012	0.0117	0.0352	0.0664	0.0330	0.0413

Table 4. The standard deviations of three JL transform methods.

Methods Datasets	One-calss SVM			Two-calss SVM		
	JLT-GAUSSIAN	JLT-BINARY	JLT-FAST	JLT-GAUSSIAN	JLT-BINARY	JLT-FAST
MNIST	0.0152	0.0091	0.0179	0.1041	0.0394	0.1144
GISETTE	0.0127	0.0095	0.0145	0.0525	0.0392	0.0647

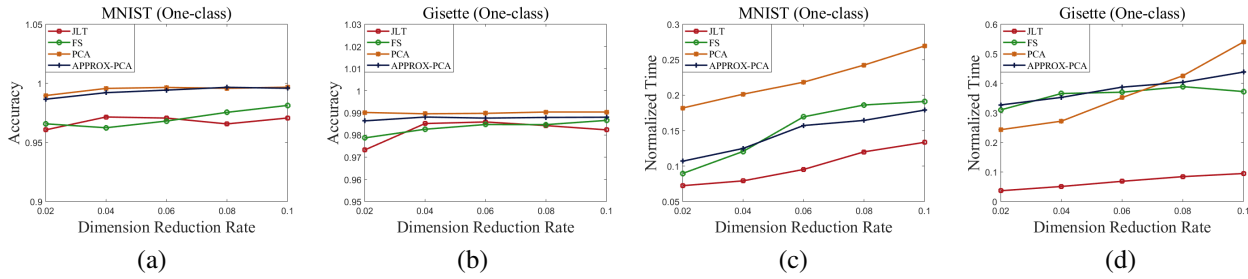


Figure 7. Different dimension reduction methods for one-class SVM with outliers.

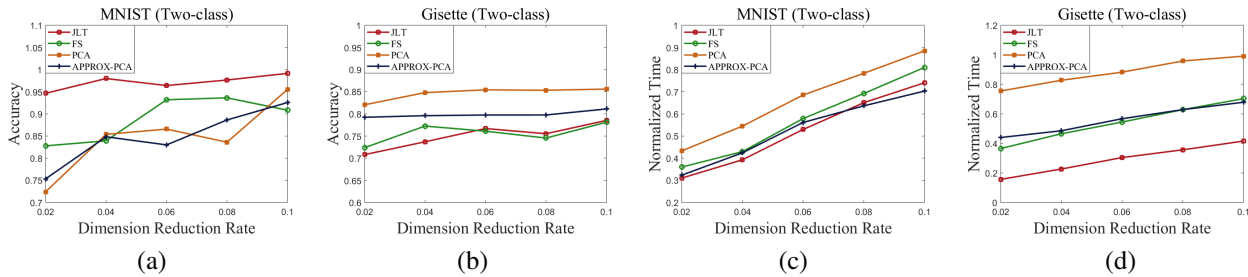


Figure 8. Different dimension reduction methods for two-class SVM with outliers.

tures: On kernels, margins, and low-dimensional mappings. *Machine Learning*, 65(1):79–94, 2006.

Baraniuk, R., Davenport, M., DeVore, R., and Wakin, M. The Johnson-Lindenstrauss lemma meets compressed sensing. *preprint*, 100(1):0, 2006.

Bartal, Y., Fandina, N., and Neiman, O. Dimensionality reduction: theoretical perspective on practical measures. In *Advances in Neural Information Processing Systems 32: Annual Conference on Neural Information Processing Systems 2019, NeurIPS 2019, 8-14 December 2019, Vancouver, BC, Canada*, pp. 10576–10588, 2019.

Beyer, H.-G. and Sendhoff, B. Robust optimization—a comprehensive survey. *Computer methods in applied mechanics and engineering*, 196(33-34):3190–3218, 2007.

Biggio, B. and Roli, F. Wild patterns: Ten years after the rise of adversarial machine learning. *Pattern Recognition*, 84:317–331, 2018.

Biggio, B., Nelson, B., and Laskov, P. Poisoning attacks against support vector machines. In *Proceedings of the 29th International Conference on Machine Learning, ICML 2012, Edinburgh, Scotland, UK, June 26 - July 1, 2012*, 2012.

Blocki, J., Blum, A., Datta, A., and Sheffet, O. The Johnson-Lindenstrauss transform itself preserves differential privacy. In *53rd Annual IEEE Symposium on Foundations*

of Computer Science, FOCS 2012, New Brunswick, NJ, USA, October 20-23, 2012, pp. 410–419, 2012.

Boutsidis, C., Zouzias, A., Mahoney, M. W., and Drineas, P. Randomized dimensionality reduction for k -means clustering. *IEEE Transactions on Information Theory*, 61(2):1045–1062, 2014.

Chakrabarty, D., Goyal, P., and Krishnaswamy, R. The non-uniform k -center problem. In *43rd International Colloquium on Automata, Languages, and Programming, ICALP 2016, July 11-15, 2016, Rome, Italy*, pp. 67:1–67:15, 2016.

Chang, C.-C. and Lin, C.-J. LIBSVM: A library for support vector machines. *ACM TIST*, 2(3), 2011.

Charikar, M., Khuller, S., Mount, D. M., and Narasimhan, G. Algorithms for facility location problems with outliers. In *Proceedings of the twelfth annual ACM-SIAM symposium on Discrete algorithms*, pp. 642–651. Society for Industrial and Applied Mathematics, 2001.

Clarkson, K. L. Coresets, sparse greedy approximation, and the Frank-Wolfe algorithm. *ACM Transactions on Algorithms*, 6(4):63, 2010.

Cohen, M. B., Elder, S., Musco, C., Musco, C., and Persu, M. Dimensionality reduction for k -means clustering and

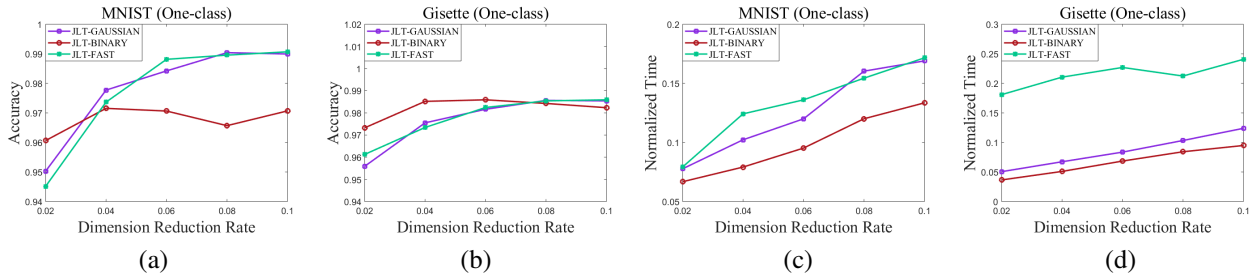


Figure 9. Different JL transform methods for one-class SVM with outliers.

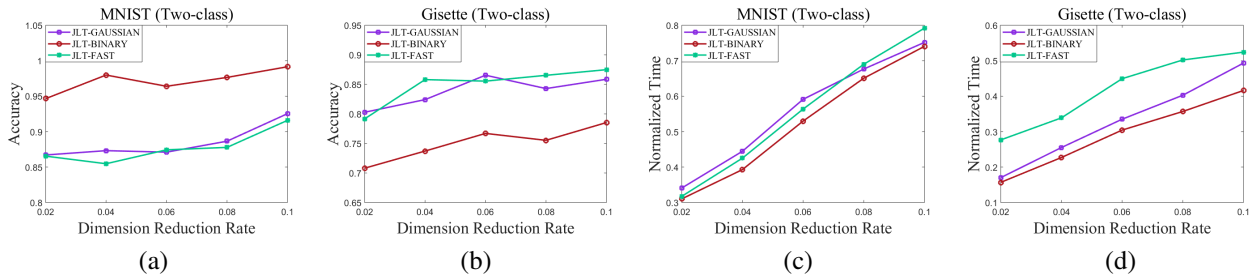


Figure 10. Different JL transform methods for two-class SVM with outliers.

low rank approximation. In *Proceedings of the forty-seventh annual ACM symposium on Theory of computing*, pp. 163–172, 2015.

Cortes, C. and Vapnik, V. Support-vector networks. *Machine Learning*, 20:273, 1995.

Crisp, D. J. and Burges, C. J. C. A geometric interpretation of ν -SVM classifiers. In Solla, S. A., Leen, T. K., and Müller, K.-R. (eds.), *NIPS*. The MIT Press, 1999.

Cunningham, J. P. and Ghahramani, Z. Linear dimensionality reduction: Survey, insights, and generalizations. *The Journal of Machine Learning Research*, 16(1):2859–2900, 2015.

Dasgupta, A., Kumar, R., and Sarlós, T. A sparse Johnson-Lindenstrauss transform. In *Proceedings of the 42nd ACM Symposium on Theory of Computing, STOC 2010, Cambridge, Massachusetts, USA, 5-8 June 2010*, pp. 341–350, 2010.

Dasgupta, S. and Gupta, A. An elementary proof of a theorem of Johnson and Lindenstrauss. *Random Structures & Algorithms*, 22(1):60–65, 2003.

Ding, H. and Xu, J. Random gradient descent tree: A combinatorial approach for svm with outliers. In *Proceedings of the AAAI Conference on Artificial Intelligence (AAAI)*, pp. 2561–2567, 2015.

Ding, H., Yu, H., and Wang, Z. Greedy strategy works for k-center clustering with outliers and coresets construction. In *27th Annual European Symposium on Algorithms, ESA 2019, September 9-11, 2019, Munich/Garching, Germany*, pp. 40:1–40:16, 2019.

Erfani, S. M., Rajasegarar, S., Karunasekera, S., and Leckie, C. High-dimensional and large-scale anomaly detection using a linear one-class SVM with deep learning. *Pattern Recognition*, 58:121–134, 2016.

Feldman, D. Core-sets: An updated survey. *Wiley Interdiscip. Rev. Data Min. Knowl. Discov.*, 10(1), 2020.

Frank, M. and Wolfe, P. An algorithm for quadratic programming. *Naval Research Logistics Quarterly*, 3(1-2): 95–110, 1956.

Gärtner, B. and Jaggi, M. Coresets for polytope distance. In *Proceedings of the International Symposium on Computational geometry (SoCG)*, pp. 33–42, 2009.

Gilbert, E. G. An iterative procedure for computing the minimum of a quadratic form on a convex set. *SIAM Journal on Control*, 4(1):61–80, 1966.

Gonzalez, T. F. Clustering to minimize the maximum intercluster distance. *Theoretical Computer Science*, 38: 293–306, 1985.

- Goodfellow, I. J., McDaniel, P. D., and Papernot, N. Making machine learning robust against adversarial inputs. *Commun. ACM*, 61(7):56–66, 2018.
- Guyon, I., Gunn, S., Ben-Hur, A., and Dror, G. Result analysis of the nips 2003 feature selection challenge. In *Advances in neural information processing systems*, pp. 545–552, 2005.
- Huang, L., Joseph, A. D., Nelson, B., Rubinstein, B. I., and Tygar, J. D. Adversarial machine learning. In *Proceedings of the 4th ACM workshop on Security and artificial intelligence*, pp. 43–58, 2011.
- Huang, L., Jiang, S., Li, J., and Wu, X. Epsilon-coresets for clustering (with outliers) in doubling metrics. In *2018 IEEE 59th Annual Symposium on Foundations of Computer Science (FOCS)*, pp. 814–825. IEEE, 2018.
- Jagielski, M., Oprea, A., Biggio, B., Liu, C., Nita-Rotaru, C., and Li, B. Manipulating machine learning: Poisoning attacks and countermeasures for regression learning. In *2018 IEEE Symposium on Security and Privacy, SP 2018, Proceedings, 21-23 May 2018, San Francisco, California, USA*, pp. 19–35, 2018.
- Johnson, W. B. and Lindenstrauss, J. Extensions of lipschitz mappings into a hilbert space. *Contemporary mathematics*, 26(189-206):1, 1984.
- Kane, D. M. and Nelson, J. Sparsier Johnson-Lindenstrauss transforms. *J. ACM*, 61(1):4:1–4:23, 2014.
- Kerber, M. and Raghvendra, S. Approximation and streaming algorithms for projective clustering via random projections. *arXiv preprint arXiv:1407.2063*, 2014.
- Krizhevsky, A. Learning multiple layers of features from tiny images. 2009. URL <http://www.cs.toronto.edu/~kriz/cifar.html>.
- Kumar, K., Bhattacharya, C., and Hariharan, R. A randomized algorithm for large scale support vector learning. In *Advances in Neural Information Processing Systems*, pp. 793–800, 2008.
- Kurakin, A., Goodfellow, I., and Bengio, S. Adversarial machine learning at scale. *arXiv preprint arXiv:1611.01236*, 2016.
- Makarychev, K., Makarychev, Y., and Razenshteyn, I. Performance of Johnson-Lindenstrauss transform for k-means and k-medians clustering. In *Proceedings of the 51st Annual ACM SIGACT Symposium on Theory of Computing*, pp. 1027–1038, 2019.
- McCutchen, R. M. and Khuller, S. Streaming algorithms for k-center clustering with outliers and with anonymity. In *Approximation, Randomization and Combinatorial Optimization. Algorithms and Techniques*, pp. 165–178. Springer, 2008.
- Moitra, A. Robustness meets algorithms (invited talk). In *16th Scandinavian Symposium and Workshops on Algorithm Theory, SWAT 2018, June 18-20, 2018, Malmö, Sweden*, pp. 3:1–3:1, 2018.
- Munteanu, A. and Schwiegelshohn, C. Coresets-methods and history: A theoreticians design pattern for approximation and streaming algorithms. *KI-Künstliche Intelligenz*, 32(1):37–53, 2018.
- Paul, S., Boutsidis, C., Magdon-Ismail, M., and Drineas, P. Random projections for linear support vector machines. *TKDD*, 8(4):22:1–22:25, 2014.
- Paul, S., Magdon-Ismail, M., and Drineas, P. Feature selection for linear svm with provable guarantees. In *Artificial Intelligence and Statistics*, pp. 735–743, 2015.
- Platt, J. Fast training of support vector machines using sequential minimal optimization. In Schölkopf, B., Burges, C. J. C., and Smola, A. J. (eds.), *Advances in Kernel Methods — Support Vector Learning*, pp. 185–208, Cambridge, MA, 1999. MIT Press.
- Rahimi, A. and Recht, B. Random features for large-scale kernel machines. In *Advances in neural information processing systems*, pp. 1177–1184, 2008.
- Sarlos, T. Improved approximation algorithms for large matrices via random projections. In *Foundations of Computer Science, 2006. FOCS’06. 47th Annual IEEE Symposium on*, pp. 143–152. IEEE, 2006.
- Schölkopf, B., Williamson, R. C., Smola, A. J., Shawe-Taylor, J., and Platt, J. C. Support vector method for novelty detection. In *Advances in Neural Information Processing Systems 12, [NIPS Conference, Denver, Colorado, USA, November 29 - December 4, 1999]*, pp. 582–588, 1999.
- Scholkopf, B., Smola, A. J., Muller, K. R., and Bartlett, P. L. New support vector algorithms. *Neural Computation*, 12: 1207–1245, 2000.
- Sheehy, D. R. The persistent homology of distance functions under random projection. In *30th Annual Symposium on Computational Geometry, SOCG’14, Kyoto, Japan, June 08 - 11, 2014*, pp. 328, 2014.
- Shi, Q., Shen, C., Hill, R., and van den Hengel, A. Is margin preserved after random projection? In *Proceedings of the 29th International Conference on Machine Learning, ICML 2012, Edinburgh, Scotland, UK, June 26 - July 1, 2012*, 2012.

- Suzumura, S., Ogawa, K., Sugiyama, M., and Takeuchi, I. Outlier path: A homotopy algorithm for robust svm. In Jebara, T. and Xing, E. P. (eds.), *Proceedings of the 31st International Conference on Machine Learning (ICML-14)*, pp. 1098–1106. JMLR Workshop and Conference Proceedings, 2014.
- Tsang, I. W., Kwok, J. T., and Cheung, P.-M. Core vector machines: Fast SVM training on very large data sets. *Journal of Machine Learning Research*, 6:363–392, 2005.
- Xu, G., Cao, Z., Hu, B., and Príncipe, J. C. Robust support vector machines based on the rescaled hinge loss function. *Pattern Recognition*, 63:139–148, 2017.
- Xu, L., Crammer, K., and Schuurmans, D. Robust support vector machine training via convex outlier ablation. AAAI Press, 2006.
- Yang, M., Xu, L., White, M., Schuurmans, D., and Yu, Y.-l. Relaxed clipping: A global training method for robust regression and classification. In *Advances in neural information processing systems*, pp. 2532–2540, 2010.
- Y.LeCun, L.Bottou, Y. and P.Haffner. Gradient-based learning applied to document recognition. *Proceedings of the IEEE*, 86(11):2278-2324, November, 1998.
- Zhang, L., Mahdavi, M., Jin, R., Yang, T., and Zhu, S. Recovering the optimal solution by dual random projection. In *Conference on Learning Theory*, pp. 135–157, 2013.
- Zimek, A., Schubert, E., and Kriegel, H.-P. A survey on unsupervised outlier detection in high-dimensional numerical data. *Statistical Analysis and Data Mining: The ASA Data Science Journal*, 5(5):363–387, 2012.