

Learning Scalable Multi-Agent Coordination by Spatial Differential for Traffic Signal Control

Junjia Liu[†], Huimin Zhang[‡], Zhuang Fu^{†*}, Yao Wang[†]

[†]State Key Laboratory of Mechanical System and Vibration, Shanghai Jiao Tong University

[‡]National Engineering Laboratory for Automotive Electronic Control Technology, Shanghai Jiao Tong University
Shanghai, 200240, China

junjialiu@sjtu.edu.cn, zhanghm1819@sjtu.edu.cn, zhfu@sjtu.edu.cn, sjtuyao@sjtu.edu.cn

Abstract—The intelligent control of the traffic signal is critical to the optimization of transportation systems. To achieve global optimal traffic efficiency in large-scale road networks, recent works have focused on coordination among intersections, which have shown promising results. However, existing studies paid more attention to the sensation sharing among intersections and did not care about the consequences after decisions. In this paper, we design a multi-agent coordination framework based on Deep Reinforcement Learning method for traffic signal control, defined as γ -Reward that includes both original γ -Reward and γ -Attention-Reward. Specifically, we propose *spatial differential* method for coordination which uses the temporal-spatial reward information in the replay buffer to amend the reward of each action. A detailed theoretical analysis is given that proves the proposed model can converge to Nash equilibrium. By extending the idea of Markov Chain to the dimension of space-time, this coordination mechanism replaces the graph attention method and realizes the decoupling of the road network, which is scalable and more in line with practice. The simulation results show that the proposed model can get better performance than previous studies by amending the reward.

Index Terms—Multi-agent, coordination mechanism, γ -Reward, Deep Reinforcement Learning, spatial differential

I. INTRODUCTION

Traffic congestion has been an increasingly critical matter. It not only leads to increased traffic time and reduces the efficiency of travel, but also exacerbates noise and environmental pollution due to frequent acceleration and deceleration. According to relevant researches, almost all collisions and delays in urban traffic are concentrated at intersections [1]. Unreasonable signal control significantly leads to a waste of traffic resources and traffic delays. Therefore, the key to solve urban congestion is to dredge the intersection.

Deep Reinforcement Learning (DRL) methods [2] [3] [4] have been well applied in the traffic signal regulation of single-intersection and shown a better performance than traditional methods, such as Max-pressure [5]. Recent works began to try to apply DRL algorithms, especially multi-agent Reinforcement Learning (MARL), to multi-intersection and even large-scale road networks. Different from the single-intersection

problem, the intelligent regulation of large-scale road networks needs to achieve synergistic control between various intersections which can be regarded as a Multi-objective Optimization Problem (MOP). In other words, multiple agents need to interact with each other. They need to ensure their intersection unobstructed, and at the same time, pay attention to the traffic flow status of surrounding or even remote intersections, so that they can ultimately improve the efficiency of the overall road network. The latest research introduced the graph attention network (GAT) [6] to share the sensation of real-time traffic volume with each other, and get an inspired result.

A. Related work and Motivation

The existing traffic signal control (TSC) methods can be divided into two categories: rule-based methods and learning-based methods. The former transforms the problem into a rule-based optimization problem; the later one seeks control strategy from the traffic flow data.

For the rule-based methods, such as Webster [7], Green-Wave [8] and Max-pressure, a traffic signal optimization problem is usually solved under some assumptions like a preset period and fixed cycle-based phase sequence. Webster is used for an isolated intersection which is a widely-used method in TSC. It calculates the cycle length and phase interval for a single intersection that minimizes the travel time of all vehicles passing the intersection. GreenWave is a classical method in the transportation field to implement coordination, which aims to optimize the offsets to reduce the number of stops for vehicles travelling along one specific direction. Max-pressure aims to reduce the risk of over-saturation by balancing queue length between adjacent intersections and minimizing the pressure of the phases for an intersection. However, the impractical assumptions in these methods might not lead to excellent performance.

Recently, the DRL technique, as a popular learning-based method, has been proposed to control traffic signals for its capability of online optimization without prior knowledge about the given environment. At present, DRL has been successfully applied to the single-intersection regulation of traffic signal [3] by regarding the intersection as an agent. The results of various state-of-the-art DRL algorithms are compared in [9], showing that Deep Q-learning algorithm is more suitable for

The first two authors Junjia Liu and Huimin Zhang contributed equally to this paper. * Correspondence: zhfu@sjtu.edu.cn (Z. F.), Tel.: +86-138 1649 6926 (Z. F.)

the solution of TSC tasks. However, the problem with multiple intersections is still a current frontier.

Existing MARL algorithms focus on collaboration among agents and can be divided into centralized and decentralized methods according to a different way of computing. Independent reinforcement learning (IRL), as a decentralized method, directly perform a DRL algorithm for each agent without communication. This method has been applied in multi-intersection TSC problem [10] [11]. However, the environment is shared in MARL, and it changes with the policy and state of each agent [12]. For one of the agents, the environment is dynamic and non-stationary, leads the algorithm difficult to converge. Tan *et.al.* [13] compares IRL with Value Decomposition Networks (VDN) and illustrates the disadvantages of IRL. As a centralized method, the VDN algorithm integrates the value function of each agent to obtain a joint action-value function. The integration method is to add them directly. Moreover, QMIX [14], as a extend of VDN, uses state information and integrates them in a nonlinear way and gets a stronger approximation ability than VDN. Both QMIX and VDN are typical centralized MARL algorithms with communication, and the joint-action idea has been used in TSC [15].

Based on these centralized methods, recent TSC studies condense the global scope into a smaller neighbourhood [6] [16] [17] and use graph convolution network (GCN) to achieve coordination. Colight [6] introduces the concept of attention mechanism and realized cooperation by sharing sensation information among agents. However, as mentioned in Colight, the neighbourhood scope is a constant, so the traffic information among intersections cannot be utilized to determine the range of the neighbourhood. Due to the usage of GCN and Multi-heads Attention techniques, these methods still need to gather information for centralized computing and betray the intention of distribution. Furthermore, except for sharing sensations like previous TSC researches, studies in other MARL fields also try to share actions for jointly modeling [19] but have not been applied to TSC yet.

Although Colight achieved immense success, we have some thoughts on this: *Is the GAT, which calculates the whole road network together, the best method to implement coordination? Is sensation sharing the only way to build cooperative agents?*

B. Main contributions

In this paper, we firstly use the DRL algorithm to build agents that control the intersections and then extend the Markov Chain theory to the temporal-spatial domain for agents coordination. We multiply the future rewards changing of distant intersections by the spatial discount rate γ (Note that it represents the temporal-spatial discount among multi-agents information, not the ordinary meaning used in DRL, and it will be distinguished in detail) and add it to the consideration of the current intersection. This information is used as a penalty to correct the calculation of current rewards so that the agents have the ability of collaboration. Due to the various traffic volume of each road, the influence of the surrounding intersections may be different. Therefore, the attention mechanism

is introduced in this paper to correct the influence weight of the surroundings on the current intersection.

To summarize, our main contributions are as follows:

- We propose a coordination framework, defined as γ -*Reward*, which can communicate with adjacent intersections or even further in a scalable way by sharing rewards and achieve global optimal control of the TSC problem.
- Instead of GAT, the *spatial differential* method is proposed to collect the temporal-spatial reward information and amend the current reward by decentralized recursion.
- We also use attention just in the neighbourhood for distinguishing various significance, imitate the idea of the target network to update the attention score parameters in *spatial differential* formula.
- It is found in the test results of various road networks that the γ -*Reward* series, including original γ -*Reward* and γ -*Attention-Reward*, are superior to either the traditional methods or the current multi-agent control methods.

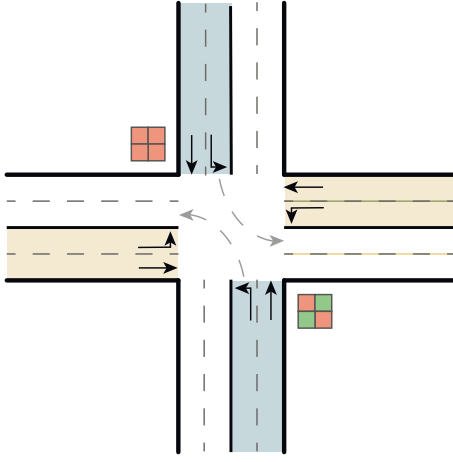
II. PROBLEM FORMULATION & PROPOSED MARL METHOD

In this section, we introduce the basic knowledge of TSC problem and propose our MARL method.

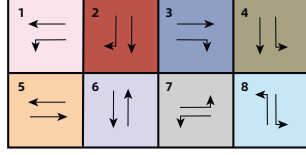
A. Preliminary & Formulation

- **Lane:** Lane is part of a roadway that is designated to be used by a single line of vehicles [20]. There are two kinds of lanes: entering lane and exiting lane [21]. Each intersection consists of multiple lanes.
- **Phase:** A phase is a combination of movement signals [4]. Figure 1(a) shows eight main directions of vehicles at the intersection. Note that the direction of turning right is usually ignored in these problems since it can execute every time without caring for the traffic signal. The directions in the same phase need not be a conflict which is shown in Figure 1(b). Phase is the unit of TSC, and only one phase can turn green at a time.
- **Neighbour intersection:** The intersections which directly connect to the current intersection. In an informal road network, each intersection usually has at most four neighbours.
- **Waiting vehicle:** If a vehicle on an entering lane has a speed lower than a threshold, then we define it as a *waiting vehicle*, which means it is slowing down to wait for the red light.

Using DRL, we regard the TSC problem as Markov Decision Process (MDP). An individual DRL agent controls one of the intersections. They need to observe part of the environmental state \mathcal{O} and get actions \mathcal{A} according to these observations to determine which phase in the intersection needs to turn green. The effect of control is fed back from the environment in the form of reward \mathcal{R} . The goal of the DRL agent is to maximize the reward function by continuously exploring and exploiting based on constant interaction with the environment. In this paper, the problem requests to reduce the length of the queue q_l or the travel time T_w in the road



(a) Eight main directions in a single intersection



(b) Eight kinds of primary phases

Fig. 1. The foundation of the traffic problem; Phase is the fundamental unit of the TSC problem. The two directions in each phase never conflict.

network. To make this problem more suitable for DRL, we can first abstract it into these parts $\langle \mathcal{O}, \mathcal{A}, \mathcal{P}, \mathcal{R}, \pi, \gamma \rangle$:

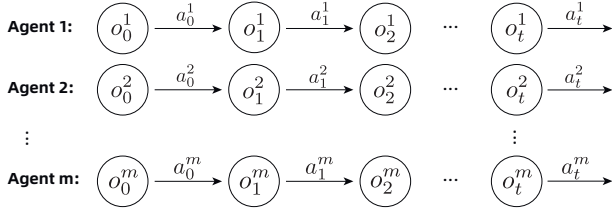


Fig. 2. The TSC problem is regarded as MDP. Each intersection is controlled by a unique agent that can implement a DRL algorithm and gain an optimal strategy of action decision.

- **Observation** o_t^i : $o_t^i = (o_{t,1}^i, \dots, o_{t,n}^i)$, where $o_t^i \in \mathcal{O}_t^i$. Every agent observes the length of the vehicle queue on entering lanes of their intersection. Moreover, to cater to the design of the proposed γ -Reward algorithm, we also need to observe the number of vehicle on the exiting lanes which connect to neighbour intersections.
- **Action** a_t^i : $a_t^i = (a_{t,1}^i, \dots, a_{t,n}^i)$, where $a_t^i \in \mathcal{A}_t^i$. Action can be easily set as the serial number of phase which is chosen to be green.
- **Transition probability** \mathcal{P} : $\mathcal{P}(o_{t+1}^i | o_t^i, a_t^i)$ describes the probability from state o_t^i to the next potential state o_{t+1}^i .
- **Reward** r_t^i : After executing each action a_t^i , we can get a return information to judge whether a_t^i is good enough for o_t^i . We use the number of waiting vehicle on the entering

lanes as a raw reward. For amendatory reward, we use R_t^i as a representation.

- **Policy** π : Policy is what agents need to learn in DRL. It represents the goal of reducing travel time and increasing average speed. For a single agent, $\pi^i : \mathcal{O}_t^i \mapsto \mathcal{A}_t^i$.
- **Discount rate** γ' : This factor is the common meaning used in Temporal-Difference (see Appendix A.1). To avoid confusion with γ -Reward, we use γ' here to replace the original symbol γ .

By using the Bellman equation, the relationship among these parameters can be formulated. We can gain the optimal phases after iterating these equations:

$$Q(o_t^i, a_t^i) = Q(o_t^i, a_t^i) + \alpha(r_t^i + \gamma' \max_{a_{t+1}^i} Q(o_{t+1}^i, a_{t+1}^i) - Q(o_t^i, a_t^i))$$

$$a_t^i = \arg \max Q(o_t^i, a_t^i) \quad (1)$$

B. Proposed Spatial Differential Function

Coordination among agents plays a critical role in MARL algorithms, either centralized or decentralized. In this paper, we propose a coordination mechanism among distributed agents. Each agent is based on Double-Dueling-Deep Q Network (3DQN) [22] [23] [24], which is one of the best Q value-based model until now. A detailed description of it can be found in Appendix A. We found that some studies already directly use 3DQN on TSC problem recently [25], but it can only be used as an independent Q learning (IQL) method in the multi-intersection problem. For TSC problem, the idea of distributed agents is wise and what we need is an appropriate decentralized coordination mechanism. Therefore, we propose γ -Reward framework for coordination.

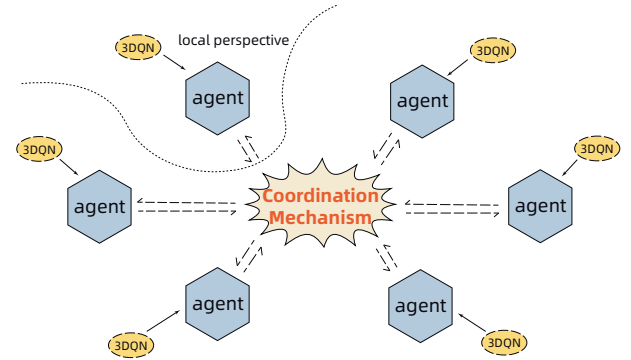


Fig. 3. γ -Reward framework contains a coordination mechanism proposed based on 3DQN.

The basic theory of DRL inspires the main idea of this article. For the TSC problem, not only the temporal decision should be regarded as MDP, the road network itself is more like a Markov Chain since the decision of the current intersection will have an effect on other intersections in future. So it should consider not only the TD-error (see Appendix A.1) in time, but also the TD-error in space which defined as *spatial differential*.

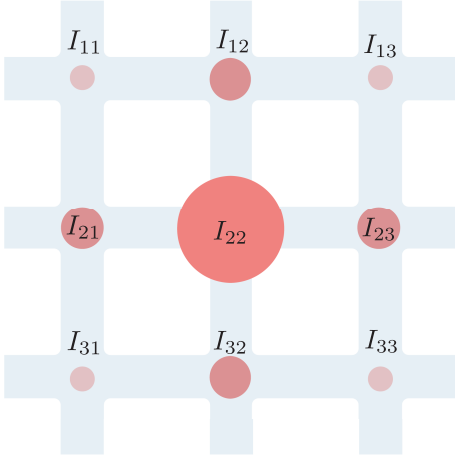


Fig. 4. Diagram for spatial differential

Figure 4 shows a diagram of multi-intersection road network with 3×3 intersections. Since the decision of intersection I_{22} at time t will affect the next intersection I_{23} at time $t+n$, the result of intersection I_{22} at time t should be affected not only by the current intersection reward $r_t^{I_{22}}$, but also by the reward r_{t+n}^j of the surrounding intersections at time $t+n$, where $j \in I_{12}, I_{21}, I_{23}, I_{32}$. The formula of *spatial differential* is as follows:

$$R_t^{I_{22}} = r_t^{I_{22}} \cdot \left\{ 1 + \gamma \cdot \tanh \left[\sum_{j \in \mathcal{F}} \left(\frac{R_{t+n}^j}{r_t^j} - c \right) \right] \right\} \quad (2)$$

Where $\mathcal{F} = \{I_{12}, I_{21}, I_{23}, I_{32}\}$ represents the four intersections around intersection I_{22} . The parameter n is called *delay span* which represents the time span of most vehicles reach the next intersection after current action a_t . It is related to the length of the road, the average velocity on the exiting lane and sample interval. The whole formula can also be treated as value function of reward, thus it is a *spatial differential of reward-value function*.

In Equation 2, R_{t+n}^j/r_t^j shows the change of traffic capacity at intersection j between time t and $t+n$. If R_{t+n}^j/r_t^j is greater than threshold c , it indicates that the traffic capacity of the intersection j is deteriorated, in other words, the decision of the intersection I_{22} at the time t will cause the adjacent intersection j to be more congested; conversely, R_{t+n}^j/r_t^j less than c indicates that the capacity of intersection j is improved, and the decision of the intersection I_{22} at time t is good for j . Through some region transformations, the differential item is served as a penalty. It finally multiplies by a spatial discount factor γ as an amendment to reward. Since the training goal of DRL is to maximize the reward function, the existence of the penalty item forces the agent to pay attention to the situation around the intersection while improving its own policy. In

conclusion, the Bellman function is changed as follow:

$$Q(o_t^i, a_t^i) = Q(o_t^i, a_t^i) + \alpha(r_t^i + \gamma \cdot r_t^i \cdot \tanh[\sum_{j \in \mathcal{F}} (\frac{R_{t+n}^j}{r_t^j} - c)]) + \gamma' \max_{a_{t+1}^i} Q(o_{t+1}^i, a_{t+1}^i) - Q(o_t^i, a_t^i) \quad (3)$$

Although the future reward value is used in Equation 2, it is achievable in the programming. Since we use Q-learning as a basic model which is off-policy, it saves the trajectory of state-action pair and the obtained reward into a replay buffer, and then sample to train. In this way, the raw reward r_t^i is saved first and then corrected after n steps. Therefore the calculation process can be realized (see Appendix B for pseudocode).

C. Attention Mechanism for γ -Reward

The *spatial differential* formula proposed in the previous section is based on that each intersection in the road network has the same situation. In other words, the levels of them are equal. But in reality, the levels of the intersections in the road network are different, some have only one or two lanes, and others may have four to six. Imagine if the intersection I_{22} in Figure 4 is a two-way road which has eight lanes, the intersection I_{23} is same as I_{22} , while on the other side, the intersection I_{32} is a two-way which only has two lanes. The decision of intersection I_{22} in $I_{22} \Rightarrow I_{23}$ and $I_{22} \Rightarrow I_{32}$ is inevitably different. The discharge of intersection I_{22} can easily lead to excessive congestion at intersection I_{32} , but it may not be very serious for intersection I_{23} . In addition to the number of lanes at the intersection, the length between each intersection is different, which means that the maximum congestion length each intersection can accept is also different. In summary, when using a *spatial differential* formula correction at an intersection, there are different influence weights for different intersections.

The problems mentioned above can indeed be solved by setting different thresholds to get weights, like [26]. However, the actual road network situation is very complicated. There is no way to include all parameters into consideration. Therefore, we can learn the rules from the traffic data. In this respect, the attention mechanism gives us a good solution.

Attention mechanism [27]–[29] is an algorithm first proposed to solve seq2seq translation problem in NLP. Attention can be interpreted broadly as a vector of importance weights: To predict an element, such as a word in a sentence, attention vector can be used to estimate how strongly it is related to other elements, and the sum of its values can be used as an approximation of the target. It breaks the limits of Euclidean distance between data, captures long-range dependencies in the sentences, and provides smoother translations.

In addition to sequence data, Attention can also be used for other types of problem. In the graphics world, the GCN [30] tells us that combining local graph structures with node features can achieve good performances in node classification tasks. However, the way GCN combines the characteristics of neighbouring nodes is closely related to the structure of the

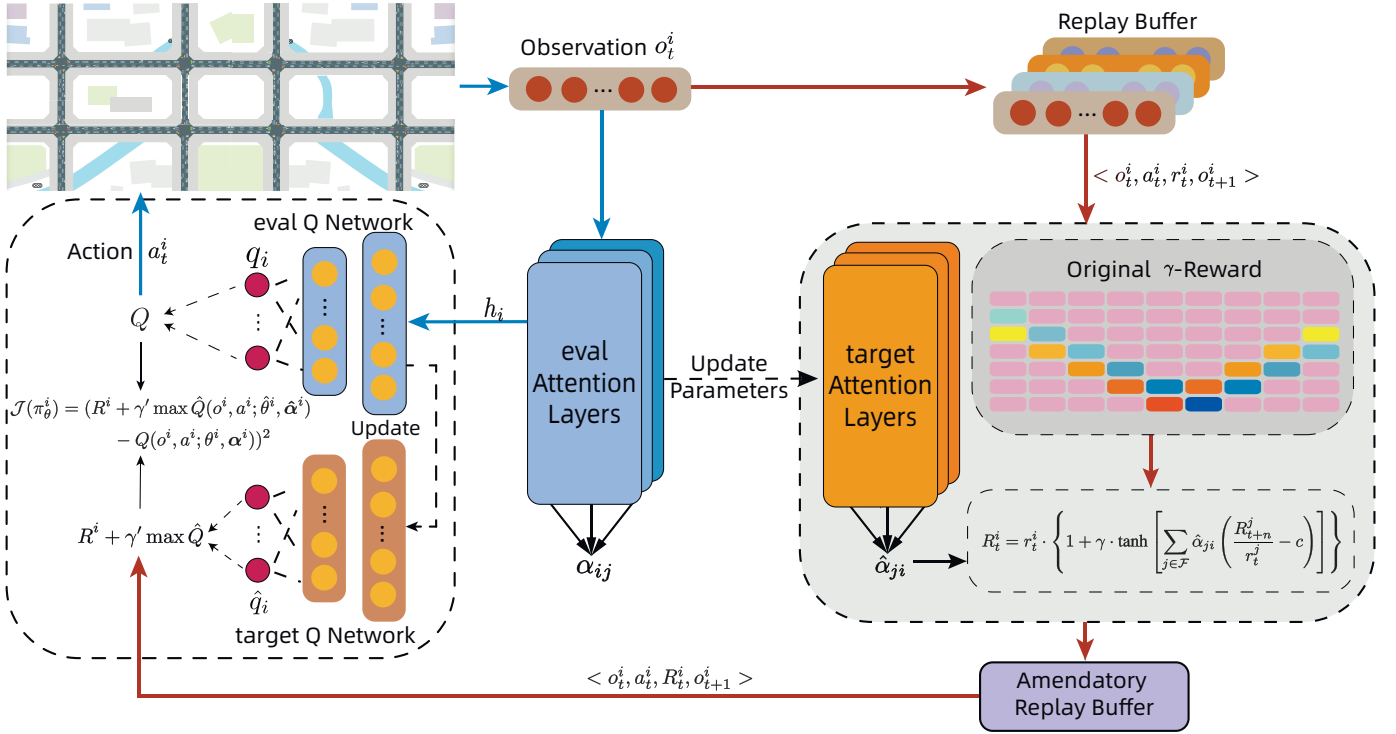


Fig. 5. Framework of the proposed γ -Attention-Reward model; In the inner cycle, eval Attention Layers and eval Q Network in blue are used to evaluate real-time Q value for the control. In the external cycle, target system in orange is used to predict long-term impact for improving the performance of Q network and updated periodically. The row of the original γ -Reward part represents the state information collected in time series, and the column represents each agent.

graph, which limits the generalization ability of the trained model on other graph structures. The GAT [31] proposes a weighted summation of neighbouring node features using the attention mechanism. The weights of the neighbouring node feature depend entirely on the node characteristics and are independent of the graph structure.

Recent research has begun to introduce the idea of Attention into MARL algorithms. A Multi-Agent Actor-Critic (MAAC) algorithm has been proposed that combines attention mechanism [32]. MAAC encodes the state of the surrounding agents and obtains the contribution value of the surrounding agents to the current agent through the attention network, together with (o, a) of the current agent as an input, the Q value is obtained through an MLP. While the Q network is updated in reverse, the attention network is updated, and the attention scores of the surrounding agents for the current agent are also corrected. Colight applied attention mechanism to the TSC problem of the large-scale road network, it encodes the state and directly obtains the Q value through the Multi-heads Attention network.

1) *Attention*: Every agent can interact with their environment and get the observation on time. We first need to embed the observation from the environment by applying a layer of Multi-layer Perception (MLP):

$$z_i = W_l o_i + b \quad (4)$$

To get the weight of the intersection i to the adjacent

intersection j , we need to combine their hidden variables z_i, z_j by following dot product:

$$e_{ij} = z_j^T W_k^T W_q z_i \quad (5)$$

e_{ij} , represents the influence of the adjacent intersection j on the current intersection i . It should be noted that the influence between them may not be necessarily equal. Then we normalize them by softmax function:

$$\alpha_{ij} = \frac{\exp(e_{ij})}{\sum_{k \in \mathcal{N}_i} \exp(e_{ik})} \quad (6)$$

Impact value v_{ij} can be calculate as $v_{ij} = \alpha_{ij} z_j$, which means the value i needs to consider from j . Finally, adding them together and passing the RELU activation function, the final characterization of the intersection i is obtained:

$$h_i = \sigma \left(\sum_{j \in \mathcal{N}_i} \alpha_{ij} z_j \right) \quad (7)$$

2) *γ -Attention-Reward*: We use the attention mechanism to consummate *spatial differential* function by adding an attention score before the sum operation.

$$R_t^i = r_t^i \cdot \left\{ 1 + \gamma \cdot \tanh \left[\sum_{j \in \mathcal{F}} \hat{\alpha}_{ji} \left(\frac{R_{t+n}^j}{r_t^j} - c \right) \right] \right\} \quad (8)$$

Attention score is updated together with the policies:

$$\mathcal{J}(\pi_{\theta}^i) = (R^i + \gamma' \max \hat{Q}(o^i, a^i; \hat{\theta}^i, \hat{\alpha}^i) - Q(o^i, a^i; \theta^i, \alpha^i))^2 \quad (9)$$

It is worth emphasizing that α_{ji} represents the importance from j to i , but for γ -Reward we seek the influence from i to j . So in Equations 8 and 9, we need to use α_{ji} for amending rewards of agent i .

Since the attention score α_{ji} is a real-time updated value, this paper uses it as an evaluation metric to dynamically assess the impact of surrounding intersections based on dynamic traffic data. While the reward is also an evaluation indicator, which is timely feedback obtained after performing an action at a particular state, used to evaluate the quality of the state-action pair. If we introduce α_{ji} into the calculation of reward-value and update it in real-time, there is bound to be a problem. This causes the Attention layer to update the direction intentionally, which reduces the impact of essential neighbour intersections and increases those with less traffic flow to increase the reward-value. In this way, the introduction of the attention score will be even worse than the original γ -Reward. To solve this problem, we can follow the Q-learning algorithm and use the off-policy idea to get target attention scores $\hat{\alpha}_{ij}$ in the reward calculation using target Attention layers. Its network parameters are updated together with target Q parameters $\hat{\theta}$. The whole framework of the proposed γ -Attention-Reward model is shown in Figure 5.

In Colight, there is a section devoted to the selection of the hyper-parameter Neighbor Number. It is found through experiments that the larger the $|\mathcal{N}_i|$ is, the better the performance is. But when it is greater than 5, it takes more time to learn. This is because intersections within the scope of $|\mathcal{N}_i|$ needs to aggregate all the observations into one agent, and the total number of agents is still equal to the intersection, which will inevitably lead to an increase in the amount of calculation. However, unlike Colight, γ -reward does not need to consider the size setting of the neighbour number. We can merely consider the neighbour number as a constant 5, which contains the current intersection and the four intersections directly connected to it. Note that, we do not need to employ Multi-heads Attention which leads to centralization. For the information of further intersections, recursiveness in the γ -Reward formula can work.

From the original γ -Reward part in Figure 5, we can figure out its principle. The row in the figure represents the state information collected in time series. The column represents each agent. To prevent too much confusion, only the γ -Reward process of the red and blue agents is shown as a demonstration, and the interval of the scale variable n is also not shown here. Take the red agent at the bottom as an example: the orange-red block on the upper side of the diagonal represents the future observation of the agent. The orange block above the orange-red block affects the red block with γ^2 . By analogy, the further away from the current intersection, the smaller the effect of correction is. It is worth noting that only two-dimensional replay buffer is drawn here, in fact, the real intersection has

four or more surrounding intersections, so it should be a three-dimensional gradient.

III. THEORETICAL ANALYSIS IN GAME THEORY

In this section, we establish theoretical results for the proposed algorithms. The key challenge of MARL algorithms is that the decision process may be non-stationary [33] [34]. Since an agent is not aware actions of the other agents or limited to communicate, the transition probabilities $\mathcal{P}(o_{t+1}^i | o_t^i \in \mathcal{O}_t^i, a_t^i \in \mathcal{A}_t^i)$ are not stationary and change as the other agents change. So we first need to demonstrate the decision process is stationary by using proposed algorithms. Specifically, MARL can be regarded as a game model [35], and we prove that they can converge to Nash equilibrium. The argument is started with the following definitions.

Definition 3.1: A decentralized MARL decision process is *stationary* (or homogeneous), *iff*, for each agent i and all $p, q \in \mathbb{N}$, $o^i \in \mathcal{O}^i$, $a^i \in \mathcal{A}^i$ [33]

$$\sum_{a_p^{-i} \in \mathcal{A}_p^{-i}} \mathcal{P}_i(o_{p+1}^i | o_p^i, \langle a_p^i, a_p^{-i} \rangle) = \sum_{a_q^{-i} \in \mathcal{A}_q^{-i}} \mathcal{P}_i(o_{q+1}^i | o_q^i, \langle a_q^i, a_q^{-i} \rangle) \quad (10)$$

and \mathcal{P} for global state $s \in \mathcal{S}$ must be stationary either.

$$\sum_{a_p^{-i} \in \mathcal{A}_p^{-i}} \mathcal{P}(s_{p+1}^i | s_p^i, \langle a_p^i, a_p^{-i} \rangle) = \sum_{a_q^{-i} \in \mathcal{A}_q^{-i}} \mathcal{P}(s_{q+1}^i | s_q^i, \langle a_q^i, a_q^{-i} \rangle) \quad (11)$$

where $a^{-i} = a \setminus \{a^i\}$.

Based on the stationary MDP, we can define optimal global reward for proving the astringency of proposed methods by extending the definition by [36].

Definition 3.2: For a stationary MDP, the global optimal reward can be decomposed into a sum of local optimal reward for each reward function $f_i \in \mathcal{F}$

$$\rho^* = \sum_{i=1}^m \rho_i^* \quad (12)$$

Proof Sketch For a given stationary MDP, there must exists a stationary $\mathcal{P}_i^{\pi_*^i}$, where π_*^i is the optimal policy of agent i

$$\rho_i^{\pi_*^i} = \sum_{o^i \in \mathcal{O}^i} \mathcal{P}_i^{\pi_*^i}(o^i) f_i(o^i, a^i | a^i = \pi_*^i(o^i)) \quad (13)$$

□

Definition 3.3: In stochastic game, a Nash equilibrium point is a tuple of m strategies $(\pi_*^1, \dots, \pi_*^m)$ such that for all global state $s \in \mathcal{S}$ and $i = 1, \dots, m$ [37]

$$\nu^i(s | \pi_*^1, \dots, \pi_*^m) \leq \nu^i(s | \pi_*^1, \dots, \pi^i, \pi_*^{i+1}, \dots, \pi_*^m) \quad (14)$$

for all $\pi_*^i \in \Pi^i$, where Π^i is the set of policies of total m agents.

A. Stationarity of γ -Reward series

First, we give the proof of stationarity. Unless the MDP is stationary, the model cannot guarantee convergence to the optimal.

Assumption 3.1: The original reward function can be represented as

$$r_t^i = f(o_t^i, a_t^i) \quad (15)$$

where o^i, a^i include state-action pair from time step 1 to t . Assume that γ -Reward series are special reward function $f(o, a)$.

$$R_t^i = f(\langle o_t^i, o_k^{-i} \rangle, \langle a_t^i, a_k^{-i} \rangle) \quad (16)$$

$k \in [1, \mathbb{N}]$.

Assumption 3.2: As a continuing task without definite ending, the expected reward \mathcal{G}_t^i of TSC problem is defined as following with a discount rate γ'

$$\mathcal{G}_t \doteq r_{t+1} + \gamma' r_{t+2} + (\gamma')^2 r_{t+3} + \dots = \sum_{k=0}^{N-t} (\gamma')^k r_{t+k+1} \quad (17)$$

Assumption 3.3: The Q function is based on trajectory of expected return.

$$Q(o, a|\pi) = \sum \mathcal{P}(\text{path}_{o,a}|\pi) * \mathcal{G}(\text{path}_{o,a}) \quad (18)$$

$$a_t = \text{argmax } Q_{\max}(o, a|\pi) \quad (19)$$

Theorem 3.1: With γ -Reward as a coordination mechanism, the decision process of distributed DQN algorithm (\mathcal{RP}) is stationary.

Proof Sketch According to Assumption 3.2 and Assumption 3.3, Q value function with γ -Reward (\mathcal{RQ}) can be written as follow

$$\begin{aligned} (\mathcal{RQ})_t^i(o, a|\pi) &= \sum_{t=0}^{\mathbb{N}} (\mathcal{RP})_t^i(\text{path}_{o^i, a^i}|\pi) * (\mathcal{RG})_i(\text{path}_{o^i, a^i}) \\ &= Q(\langle o_t^i, o_k^{-i} \rangle, \langle a_t^i, a_k^{-i} \rangle | \pi) \end{aligned} \quad (20)$$

The calculation of (\mathcal{RQ}) is related to the except reward path. $(\mathcal{RG})_t^i$ is a discounted sum of amendatory reward R_t^i , which is bound up with not only (o^i, a^i) , but also (o^{-i}, a^{-i}) from the other agents. Since $(\mathcal{RG})_t^i$ records the future trajectory of amendatory reward from time step t to the end of episode, it must contain the previous and posterior state-action pair as a vector, like Equation 16 shown in Assumption 3.1. According to the above two properties, we can decompose (\mathcal{RP}) by using Equation 19.

$$\begin{aligned} (\mathcal{RP})_t^i(o_{t+1}^i | o_t^i, a_t^i) &= \mathcal{P}_t^i(o_{t+1}^i | o_t^i, \text{argmax } (\mathcal{RQ})_{t \max}^i(o, a)) \\ &= \mathcal{P}_t^i(o_{t+1}^i | o_t^i, \langle a_t^i, a_k^{-i} \rangle) \end{aligned} \quad (21)$$

where $k \in [1, \mathbb{N}]$. Obviously, (\mathcal{RP}) satisfy the property in Definition 3.1. Thus, the process with γ -Reward series is a stationary process. \square

B. Convergence of γ -Reward series

Assumption 3.4: Let the local optimal except reward $\mathcal{G}_i^* = \rho_i^*$, then the limitation of the original reward is also equal to ρ_i^* due to the negative reward we set.

$$\lim_{t \rightarrow \mathbb{N}} r_t^i = \rho_i^* \quad (22)$$

Theorem 3.2: Spatial differential formula in original γ -Reward can lead the reward value function to converge to local optimal reward.

Proof Sketch On the basis of Assumption 3.4, both r_t^i and r_{t+n}^j approach to ρ_j^* , and the penalty term will disappear.

$$\begin{aligned} \lim_{t \rightarrow \mathbb{N}} R_t^i &= \rho_i^* * \{1 + \gamma \cdot \tanh[\sum_{j \in \mathcal{F}} (\frac{\rho_j^*}{\rho_j^*} - c)]\} \\ &\rightarrow \rho_i^* \end{aligned} \quad (23)$$

Thus, Spatial differential formula in original γ -Reward can lead the reward value function to converge to local optimal reward. Obviously, γ -Attention-Reward has the same property. \square

C. Optimality of γ -Reward model

For a stochastic game with multi-agent, the optimal point of the whole system is a Nash equilibrium point which is declared in Definition 3.3. $\nu^i(s|\pi_*^1, \dots, \pi_*^m)$ can be interpreted as the discounted except reward \mathcal{G} . According to previous two theorems, we can draw the following conclusions.

Theorem 3.3: With γ -Reward model, the multi-agent system can converge to a Nash equilibrium point.

Proof Sketch First we give the definition of optimal ν^* with Definition 3.2

$$\nu^i(s|\pi_*^1, \dots, \pi_*^m) = \rho^* = \sum_{i=1}^m \rho_i^* \quad (24)$$

From Equation 23, we can figure that the local optimal reward of R^i depends on the local optimal of the other agents ρ_j^* . In other words, if there is an agent which does not converge to local optimal reward, the other will also not be optimal. From this, we can conclude that γ -Reward forces agents to care about the others and let the whole system finally converge to a Nash equilibrium point. \square

IV. EXPERIMENT

We use a simulator called Cityflow [38] rather than common SUMO [39], since it is more than twenty times faster than SUMO. Moreover, we use Ray [40] framework for the DRL algorithm, and the algorithm is based on 3DQN.

A. Datasets

In the experiment, we use both synthetic data and real-world data. We share the same real-world dataset with Colight for convenience. The datasets mainly include two parts, roadnet and flow. Roadnet describes the number of intersections in the road network, the coordinates, and the number of lanes owned by each intersection. Flow is based on vehicles and lists thousands of vehicles, each vehicle has its own property,

TABLE I
SITUATION OF DATASETS

DataSet	Intersections	Arrival rate (vehicles/300s)			
		Mean	Std	Max	Min
<i>Arterial</i> _{1×6} [†]	6	300	-	-	-
<i>Grid</i> _{3×3} <i>uni</i> [†]	9	300	-	-	-
<i>Grid</i> _{3×3} <i>bi</i> [†]	9	300	-	-	-
<i>NewYork</i> _{16×3}	48	240.79	10.08	274	216
<i>Jinan</i> _{3×4}	12	526.63	86.70	676	256
<i>Hangzhou</i> _{4×4}	16	250.79	38.21	335	208

[†] Traffic flow from synthetic data are uniform, so there is no need to count another three values.

such as length, width, max of accuracy, max of speed and, most importantly, trajectory. The experiment used the real-world data of Hangzhou, Jinan in China and also New York in the USA. Meanwhile, we used two kinds of synthetic data, arterial and grid type. We counted their characteristics and presented them in Table I. *Grid*_{3×3}*uni* is one-way traffic, and *Grid*_{3×3}*bi* is two-way with the same road network.

B. Baseline Methods

In Chapter II, we have already introduced methods for TSC, including traditional rule-based methods and learning-based methods. The most primitive rule-based methods are still the most common methods nowadays. As a mature rule-based method, Max-Pressure can be used as a representative.

Learning-based methods have been prosperous under the development of deep learning and data science in recent years. They are characterized by the use of large-scale data to approximate optimal strategies through iterative learning. We have chosen several methods as the baseline:

- *IQL*: Since γ -Reward is based on the decoupling idea of IQL, and introduces a coordination mechanism so that it can demonstrate the impact of coordination mechanism compared to IQL. Here we use original 3DQN, like [25], for comparison.
- *QMIX*: This is a sophisticated MARL algorithm, which integrates all agents into the same model and concentrates on the learning of joint action reward functions. As a typical one-model method, comparing it with γ -Reward can effectively observe the advantages and disadvantages of joint learning and independent learning for coordination.
- *Colight*: Unlike γ -Reward, Colight is more like QMIX, but not learns a joint action. It uses Attention layers to train the surrounding observation code to replace the observation of the current intersection. Due to its full collection of observation, it can apply Multi-heads Attention. By this way, the coordination between agents is realized. γ -Attention-Reward has made some improvements on this basis. The method of Replay Buffer Amendment is employed to introduce the effect of the current intersection on the surrounding intersection, replacing the hyperparameter $|\mathcal{N}_i|$ in Colight and adding consideration of the impact of actions on both time and space.

C. Evaluation Performance

Figure 6 and Table II shows the performance comparison between γ -Reward and the more comprehensive γ -Attention-Reward and baselines. Each model has trained 100 iterations, and each iteration run 3600 time steps in the simulator. Each action in them lasts at least 10 seconds for avoiding rapid switching phase impracticably. Delay span $n = 10s$ and threshold $c = 0.8$.

We use the average transit time of the vehicle to evaluate the performance of the model, which is the standard evaluation method in the field of TSC.

The performance of learning-based methods is significantly better than rule-based Max-Pressure (Table II), which is widely proved in many researches.

Among the independent learning DRL model, the performance of γ -Reward series far exceeds the IQL model. This demonstrates the importance of coordination between agents for global performance improvement.

It is worth noting that, in all road network, the independent learning DRL model shows a stronger astringency than one-model QMIX. That probably because for a single model, excessive dimensions can make the policy more difficult to learn. However, Colight does not show divergence while achieved excellent results. This may benefit from that it does not make joint decisions through the joint action function, but by sharing network parameters, so that all agents generate independent actions. Since the agents share the model parameters, they will undoubtedly ignore individual differences and sacrifice some performance. Compared to the proposed model, intense oscillations sometimes occur in Colight during training. This is also a result of sharing parameters. Once the model iterating in the wrong direction, it will mislead all agents and lead to horrible congestion in the whole road network. The performance of proposed methods is even better than Colight, which means sharing sensation is not the only way to realize coordination. Sharing results can also help to focus on the whole road network for a single intersection.

In real-world road networks, γ -Reward and γ -Attention-Reward do not show gigantic difference. The reason is that all real-world road networks we used are two-way road. We will introduce the study about the attention score later and can be figured in Figure 9 and Figure 10. It has shown its effect in specifically synthetic road networks. Compared *Grid*_{6×6}*bi* and *Grid*_{6×6}*uni* in Figure 6, Attention layers distinguish one-way and two-way, and assist agents to achieve a better performance. This will also describe later by revealing the detail of Attention layers.

D. Study of hyperparameter γ

We use *Arterial*_{1×6} road network to study the impact of different γ value. We have chosen [0.1, 0.3, 0.5, 0.7, 0.9] five γ values and compared the results. As shown in Figure 7, 0.5 may be a balance point of the penalty item. So for the hyperparameter γ , we all set it to 0.5.



Fig. 6. Evaluation Performance Compared among Baselines, proposed γ -Reward and γ -Attention-Reward

TABLE II
PERFORMANCE COMPARISON (AVERAGE TRAVEL TIME)

Model	$Grid_{3 \times 3} bi$	$Grid_{3 \times 3} uni$	$NewYork_{16 \times 3}$	$Jinan_{3 \times 4}$	$Hangzhou_{4 \times 4}$
Max-Pressure	204.72	186.06	405.69	359.81	431.53
IQL	191.05	157.51	248.46	371.74	406.27
QMIX	565.70	619.32	216.56	571.78	587.46
Colight	104.89	100.96	169.66	301.78	311.15
γ -Reward	96.44	175.38	162.18	303.97	304.90
γ -Attention-Reward	96.14	93.93	141.16	286.27	284.24

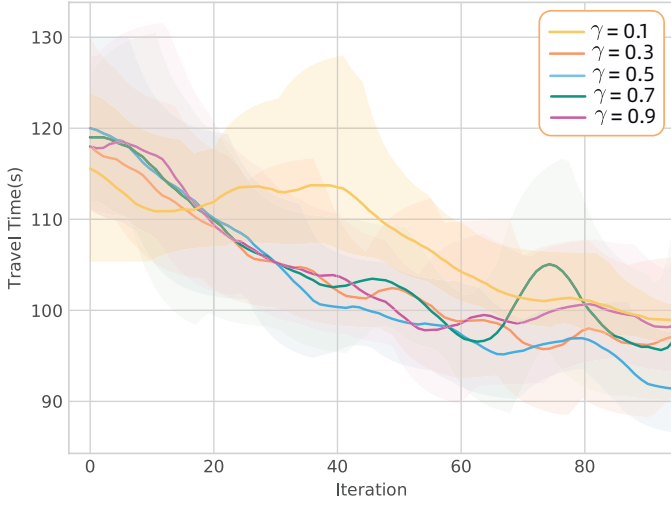


Fig. 7. Study of hyperparameter γ ; dark lines represent results after smoothing, light lines represent the deviation of raw results.

E. Visualization of Proposed method

The core idea of the γ -Reward algorithm is to correct the reward in the replay buffer. In this section, we use the *Arterial*_{1×6} road network as an example to show how the reward values between different intersections affect each other. Compare the *Grid*_{3×3uni} and *Grid*_{3×3bi} road networks to demonstrate the role of the attention mechanism in the γ -Reward algorithm improvement.

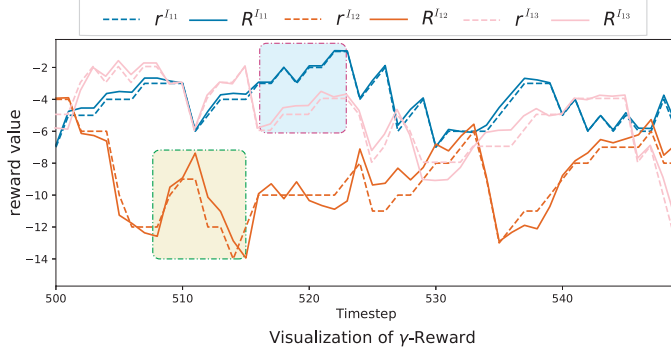


Fig. 8. Visualization of the reward changing by *spatial differential*; r^i represents raw reward from 3DQN, R^i represents the reward after amendment.

1) *Visualization of Spatial Differential Formula*: In Figure 8, dashed lines represent the original reward, and solid lines represent the corrected reward. Since the linear road network is selected, there are no more than two adjacent intersections, so it is easier to observe the influence between the intersections. We just select the first two intersections for clearness.

Observe the red line in the light yellow area, which represents the reward for the second intersection. It can be found that the solid line in this area is almost above the dashed line, meaning that after amendment, rewards become better. The reason is shown in the light blue area, dark blue and pink lines are getting a raise, which means the traffic situation is getting better both in intersection I_{11} and I_{13} . We believe that in the

process of getting better at these two intersections, some of the efforts are contributed by intersection I_{12} . The lag between yellow and blue area is up to the delay span n .

From Figure 8, we can see that in the actual training, the γ -Reward framework, as what we expected, introduces future changes in nearby intersections.

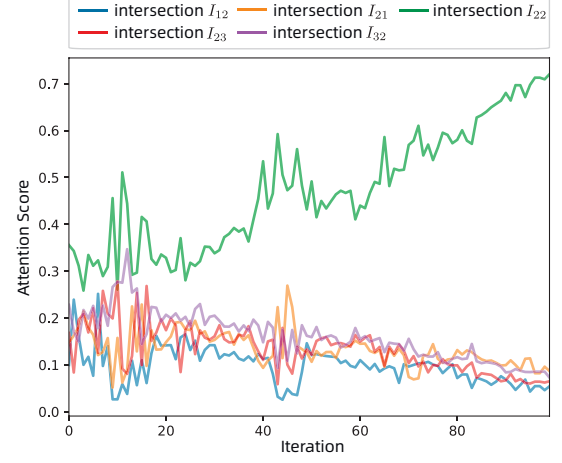


Fig. 9. Attention score of intersection I_{22} selected from *Hangzhou*_{4×4} road network

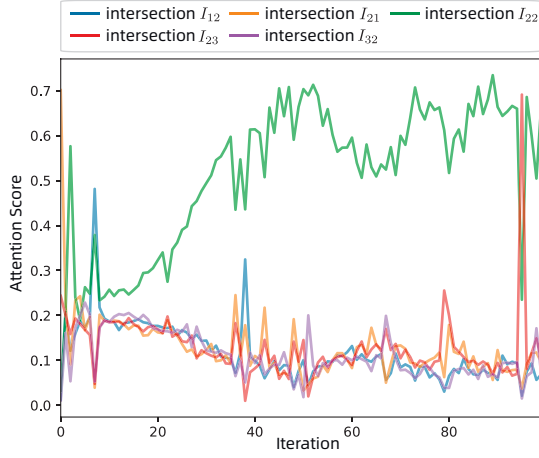
2) *Effect of Attention Mechanism*: Figure 9 shows attention scores from Hangzhou road network. We can find that except current intersection I_{22} , others are declined and tending to the same value. Therefore, Attention does not play an important role in these real-world datasets. The reason could be that all of them are two-way road and have the same number of lanes. To highlight its effect, we need to compare the situation between one-way and two-way traffic in the same road network. Thus, we use *Grid*_{3×3uni} and *Grid*_{3×3bi} for visualization.

Figure 10 shows the comparison between one-way and two-way 3×3 network. Comparing Figure 10(a) with Figure 10(b), the score change of intersection I_{22} in Figure 10(a) is the equalization of surrounding intersection I_{12} , I_{21} , I_{23} and I_{32} . While in Figure 10(b), the intersection from the direction of exiting is obviously holding a commanding edge. This means that the attention mechanism does have a significant effect in understanding the structure of the road network. With the attention mechanism, the reward amendment is more concerned with the results of its actions, which is crucial in the revision of reward.

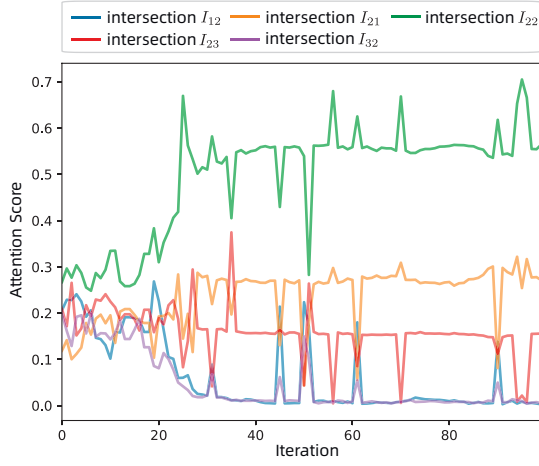
V. DISCUSSION FOR REAL WORLD APPLICATION

TSC is a practical problem, and the proposed control plan should aim at solving practical problems. Therefore, it is necessary to take the limitations that may exist in practice into account.

Real-time traffic communication may cause communication delay, information security problem and risk of packet loss [41]. At this time, it is necessary to decouple the road network calculation. It is worth noting that decentralized is the inclination in TSC problem [26] [42].



(a) Attention scores of intersection I_{22} selected from $Grid_{3 \times 3bi}$



(b) Attention scores of intersection I_{22} selected from $Grid_{3 \times 3uni}$

Fig. 10. Attention layers learn the different of surrounding from traffic flow; $Grid_{3 \times 3bi}$ and $Grid_{3 \times 3uni}$ road network are used for comparison to show the effect of attention layers.

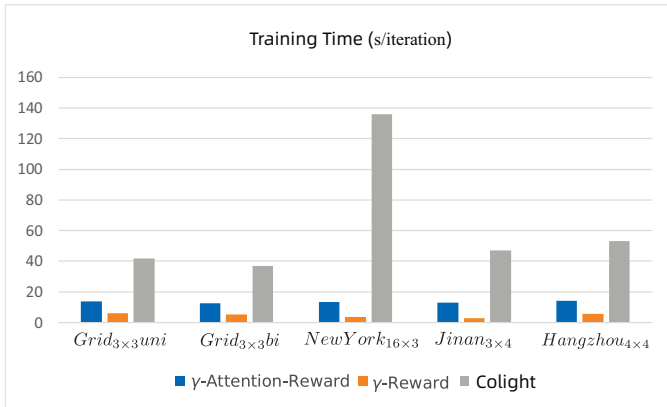


Fig. 11. Training time of γ -Reward series and Colight; Note that in order to show the difference between centralized and decentralized algorithms, we illustrate training time of one agent in γ -Reward series.

Colight, while using Multi-heads Attention technology and parameter sharing, summarizes the relationship of the global road network and reduces the time complexity and space complexity of training. However, if we apply it to the actual application, the global road network information in real-time is first needed to transmit to the central server for calculation, and then dispense the resulting actions to each intersection. Note that it is not just transmitting actions of each traffic signal, but also their sensor observations!

Another disadvantage of these centralized methods is that if there is a new intersection adding to the road network, or if the control centre wants to extend the coverage of the road network, retrain is unavoidable. Decoupling the road network like the γ -Reward series allows each agent to focus on itself and up to four intersections. From Figure 11, we can compare the complexity shown in training time. The computational complexity of a single agent is much smaller than the global one, and can even run directly on intelligent traffic which has embedded edge computing devices. Besides, if the road network structure is simple, original γ -Reward can be used directly for convenience.

If the road network structure changes, we only need to train the newly added intersections separately. Thus, the idea of road network decoupling provides a scalable solution for TSC problem.

VI. CONCLUSION

In this paper, we propose the γ -Reward method and its variant γ -Attention-Reward that introduces the attention mechanism to solve the problem of intelligent control of the traffic signal. By extending the Markov Chain to the space-time domain, the methods turn to be a scalable solution for TSC. Specially, we give a detailed proof of the *spatial differential* formula and show that the two frameworks can converge to Nash equilibrium. We conduct extensive experiments using both real-world and synthetic data. They confirm that our proposed methods have a superior performance over state-of-the-art methods. In the asymmetry road network, γ -Attention-Reward shows inspired results than γ -Reward by adding the attention mechanism. Moreover, we investigate the effect of reward amendment and attention mechanism in achieving coordination thoroughly. Compared to the recently proposed Colight, γ -Reward series replaces the graph attention with recursion, decoupling the road network, and is more suitable for practical applications.

ACKNOWLEDGMENT

This project is derived from the 46th project of Deecamp 2019, which won the Best Technology Award, and we thanks for the effort of our teammates in Multi-Commander¹. Thanks to the practice platform provided by Dr Kai-Fu Lee and the support of APEX Lab of Shanghai Jiaotong University. We also gratefully acknowledge the support from the National Natural Science Foundation of China (Grant No.

¹Our project of Deecamp 2019 is open-source in Github: <https://github.com/multi-commander/Multi-Commander>

61973210), the projects of SJTU (Grant Nos. YG2019ZDA17; ZH2018QNB23).

REFERENCES

- [1] H. R. TO and M. M. Barker, "White paper european transport policy for 2010: time to decide," 2001.
- [2] X. Liang, X. Du, G. Wang, and Z. Han, "Deep reinforcement learning for traffic light control in vehicular networks," *arXiv preprint arXiv:1803.11115*, 2018.
- [3] H. Wei, G. Zheng, H. Yao, and Z. Li, "Intellilight: A reinforcement learning approach for intelligent traffic light control," in *Proceedings of the 24th ACM SIGKDD International Conference on Knowledge Discovery & Data Mining*, pp. 2496–2505, ACM, 2018.
- [4] H. Wei, G. Zheng, V. V. Gayah, and Z. Li, "A survey on traffic signal control methods," *CoRR*, vol. abs/1904.08117, 2019.
- [5] P. Varaiya, "The max-pressure controller for arbitrary networks of signalized intersections," in *Advances in Dynamic Network Modeling in Complex Transportation Systems*, pp. 27–66, Springer, 2013.
- [6] H. Wei, N. Xu, H. Zhang, G. Zheng, X. Zang, C. Chen, W. Zhang, Y. Zhu, K. Xu, and Z. Li, "Colight: Learning network-level cooperation for traffic signal control," *arXiv preprint arXiv:1905.05717*, 2019.
- [7] P. Koonce and L. Rodegerdts, "Traffic signal timing manual," tech. rep., United States. Federal Highway Administration, 2008.
- [8] J. Török and J. Kertész, "The green wave model of two-dimensional traffic: Transitions in the flow properties and in the geometry of the traffic jam," *Physica A: Statistical Mechanics and its Applications*, vol. 231, no. 4, pp. 515–533, 1996.
- [9] S. S. Mousavi, M. Schukat, and E. Howley, "Traffic light control using deep policy-gradient and value-function-based reinforcement learning," *IET Intelligent Transport Systems*, vol. 11, no. 7, pp. 417–423, 2017.
- [10] Y. Xiong, G. Zheng, K. Xu, and Z. Li, "Learning traffic signal control from demonstrations," in *Proceedings of the 28th ACM International Conference on Information and Knowledge Management*, pp. 2289–2292, 2019.
- [11] G. Zheng, Y. Xiong, X. Zang, J. Feng, H. Wei, H. Zhang, Y. Li, K. Xu, and Z. Li, "Learning phase competition for traffic signal control," in *Proceedings of the 28th ACM International Conference on Information and Knowledge Management*, pp. 1963–1972, 2019.
- [12] J. Foerster, I. A. Assael, N. de Freitas, and S. Whiteson, "Learning to communicate with deep multi-agent reinforcement learning," in *Advances in Neural Information Processing Systems*, pp. 2137–2145, 2016.
- [13] M. Tan, "Multi-agent reinforcement learning: Independent vs. cooperative agents," in *Proceedings of the tenth international conference on machine learning*, pp. 330–337, 1993.
- [14] T. Rashid, M. Samvelyan, C. S. De Witt, G. Farquhar, J. Foerster, and S. Whiteson, "Qmix: monotonic value function factorisation for deep multi-agent reinforcement learning," *arXiv preprint arXiv:1803.11485*, 2018.
- [15] E. Van der Pol and F. A. Oliehoek, "Coordinated deep reinforcement learners for traffic light control," *Proceedings of Learning, Inference and Control of Multi-Agent Systems (at NIPS 2016)*, 2016.
- [16] T. Nishi, K. Otaki, K. Hayakawa, and T. Yoshimura, "Traffic signal control based on reinforcement learning with graph convolutional neural nets," in *2018 21st International Conference on Intelligent Transportation Systems (ITSC)*, pp. 877–883, IEEE, 2018.
- [17] H. Wei, C. Chen, G. Zheng, K. Wu, V. Gayah, K. Xu, and Z. Li, "Presslight: Learning max pressure control to coordinate traffic signals in arterial network," in *Proceedings of the 25th ACM SIGKDD International Conference on Knowledge Discovery & Data Mining*, pp. 1290–1298, 2019.
- [18] T. Chu, J. Wang, L. Codecà, and Z. Li, "Multi-agent deep reinforcement learning for large-scale traffic signal control," *IEEE Transactions on Intelligent Transportation Systems*, 2019.
- [19] Y. Yang, R. Luo, M. Li, M. Zhou, W. Zhang, and J. Wang, "Mean field multi-agent reinforcement learning," *arXiv preprint arXiv:1802.05438*, 2018.
- [20] Wikipedia contributors, "Lane — Wikipedia, the free encyclopedia," 2019. [Online; accessed 1-November-2019].
- [21] A. Stevanovic, *Adaptive traffic control systems: domestic and foreign state of practice*. No. Project 20-5 (Topic 40-03), 2010.
- [22] V. Mnih, K. Kavukcuoglu, D. Silver, A. A. Rusu, J. Veness, M. G. Bellemare, A. Graves, M. Riedmiller, A. K. Fidjeland, G. Ostrovski, et al., "Human-level control through deep reinforcement learning," *Nature*, vol. 518, no. 7540, p. 529, 2015.
- [23] H. Van Hasselt, A. Guez, and D. Silver, "Deep reinforcement learning with double q-learning," in *Thirtieth AAAI conference on artificial intelligence*, 2016.
- [24] Z. Wang, T. Schaul, M. Hessel, H. Van Hasselt, M. Lanctot, and N. De Freitas, "Dueling network architectures for deep reinforcement learning," *arXiv preprint arXiv:1511.06581*, 2015.
- [25] X. Liang, X. Du, G. Wang, and Z. Han, "A deep reinforcement learning network for traffic light cycle control," *IEEE Transactions on Vehicular Technology*, vol. 68, no. 2, pp. 1243–1253, 2019.
- [26] W. Liu, G. Qin, Y. He, and F. Jiang, "Distributed cooperative reinforcement learning-based traffic signal control that integrates v2x networks dynamic clustering," *IEEE Transactions on Vehicular Technology*, vol. 66, no. 10, pp. 8667–8681, 2017.
- [27] D. Bahdanau, K. Cho, and Y. Bengio, "Neural machine translation by jointly learning to align and translate," *arXiv preprint arXiv:1409.0473*, 2014.
- [28] K. Cho, B. Van Merriënboer, C. Gulcehre, D. Bahdanau, F. Bougares, H. Schwenk, and Y. Bengio, "Learning phrase representations using rnn encoder-decoder for statistical machine translation," *arXiv preprint arXiv:1406.1078*, 2014.
- [29] A. Vaswani, N. Shazeer, N. Parmar, J. Uszkoreit, L. Jones, A. N. Gomez, Ł. Kaiser, and I. Polosukhin, "Attention is all you need," in *Advances in neural information processing systems*, pp. 5998–6008, 2017.
- [30] T. N. Kipf and M. Welling, "Semi-supervised classification with graph convolutional networks," *arXiv preprint arXiv:1609.02907*, 2016.
- [31] P. Veličković, G. Cucurull, A. Casanova, A. Romero, P. Lio, and Y. Bengio, "Graph attention networks," *arXiv preprint arXiv:1710.10903*, 2017.
- [32] S. Iqbal and F. Sha, "Actor-attention-critic for multi-agent reinforcement learning," *arXiv preprint arXiv:1810.02912*, 2018.
- [33] S. Omidshafiei, J. Pazis, C. Amato, J. P. How, and J. Vian, "Deep decentralized multi-task multi-agent reinforcement learning under partial observability," in *Proceedings of the 34th International Conference on Machine Learning-Volume 70*, pp. 2681–2690, JMLR. org, 2017.
- [34] G. J. Laurent, L. Matignon, L. Fort-Piat, et al., "The world of independent learners is not markovian," *International Journal of Knowledge-based and Intelligent Engineering Systems*, vol. 15, no. 1, pp. 55–64, 2011.
- [35] R. Aragon-Gómez and J. B. Clempner, "Traffic-signal control reinforcement learning approach for continuous-time markov games," *Engineering Applications of Artificial Intelligence*, vol. 89, p. 103415, 2020.
- [36] D. T. Nguyen, W. Yeoh, H. C. Lau, S. Zilberstein, and C. Zhang, "Decentralized multi-agent reinforcement learning in average-reward dynamic decps," in *Twenty-Eighth AAAI Conference on Artificial Intelligence*, 2014.
- [37] J. Hu and M. P. Wellman, "Nash q-learning for general-sum stochastic games," *Journal of machine learning research*, vol. 4, no. Nov, pp. 1039–1069, 2003.
- [38] H. Zhang, S. Feng, C. Liu, Y. Ding, Y. Zhu, Z. Zhou, W. Zhang, Y. Yu, H. Jin, and Z. Li, "Cityflow: A multi-agent reinforcement learning environment for large scale city traffic scenario," in *The World Wide Web Conference*, pp. 3620–3624, ACM, 2019.
- [39] D. Krajzewicz, "Traffic simulation with sumo-simulation of urban mobility," in *Fundamentals of traffic simulation*, pp. 269–293, Springer, 2010.
- [40] P. Moritz, R. Nishihara, S. Wang, A. Tumanov, R. Liaw, E. Liang, M. Elibol, Z. Yang, W. Paul, M. I. Jordan, et al., "Ray: A distributed framework for emerging ai applications," in *13th USENIX Symposium on Operating Systems Design and Implementation (OSDI 18)*, pp. 561–577, 2018.
- [41] B. C. Ezell, R. M. Robinson, P. Foytik, C. Jordan, and D. Flanagan, "Cyber risk to transportation, industrial control systems, and traffic signal controllers," *Environment Systems and Decisions*, vol. 33, no. 4, pp. 508–516, 2013.
- [42] T. Chu, S. Qu, and J. Wang, "Large-scale traffic grid signal control with regional reinforcement learning," in *2016 American Control Conference (ACC)*, pp. 815–820, IEEE, 2016.
- [43] R. S. Sutton, "Learning to predict by the methods of temporal differences," *Machine learning*, vol. 3, no. 1, pp. 9–44, 1988.
- [44] R. S. Sutton and A. G. Barto, *Reinforcement learning: An introduction*. MIT press, 2018.

A. Fundamental DRL algorithms

1) *Temporal-Difference Learning*: Temporal-Difference Learning (TD learning), proposed by Sutton [43], combining with Dynamic Programming (DP) and Monte Carlo (MC) methods, becomes the core idea of DRL. Like the Monte Carlo algorithm, it does not need to know the specific environment model and can learn directly from experience. On the other hand, it also inherits bootstrapping from DP algorithm, which is the unique feature of TD learning: predictions are used as targets during learning [44]. Monte Carlo simulates (or experiences) an episode until it ends, then estimates the state value based on the value of each state. In contrast, TD learning simulates an episode with one step (or several steps) per action which based on the value of the new state, and then estimate the state value before execution.

The Q-learning algorithm [45] is a groundbreaking algorithm. TD learning is used here for off-policy learning.

$$\delta_t = r_{t+1} + \gamma' \max_a Q(o_{t+1}, a_{t+1}) - Q(o_t, a_t)$$

where δ_t represents TD-error.

2) *Deep Q-network*: Deep Q-network (DQN) is a powerful off-policy algorithm which has achieved excellent results in many fields since 2015 [22]. It uses a neural network to approximate the Q-value function instead of tabling.

$$Q(o_t, a_t) \leftarrow Q(o_t, a_t) + \alpha [y_j - Q(o_t, a_t)]$$

$$y_{t+1} = r_{t+1} + \gamma' \max_a Q(o_{t+1}, a_{t+1})$$

3) *Double Deep Q-network*: Q-learning uses *max* to select the best action, which causes a Maximization Bias problem. So [23] solved this by designing a Double Q-learning, it only differs in the calculation of the target Q value:

$$y_{t+1} = r_{t+1} + \gamma' Q'(\phi(o'), \arg \max_a Q(\phi(o'), a, w), w')$$

4) *Dueling Deep Q-network*: Another improvement for DQN is Dueling DQN [24], which decomposes the Q network into two separate control streams, a value function $V(s)$, and a state-based action advantage function $A(s, a)$. These two control flows obtain an estimate value of the Q function through a special aggregating layer.

$$Q(o, a; \theta, \alpha, \beta) = V(o; \theta, \beta) + \left(A(o, a; \theta, \alpha) - \frac{1}{|\mathcal{A}|} \sum_{a'} A(o, a'; \theta, \alpha) \right)$$

B. Pseudocode for γ -Reward series

Algorithm 1 γ -Attention-Reward Algorithm for MARL Traffic Lights Control

```

1: Initialize  $E$  parallel environments with  $N$  agents
2: Initialize replay memory  $D$  to capacity  $N_D$ 
3: Initialize raw replay memory  $D_r$  to capacity  $N_D + n$ 
4: Initialize action-value function  $Q$  with random weights  $\theta$ 
5: Initialize target action-value function  $\hat{Q}$  with weights  $\theta^- = \theta$ 
6: Initialize attention scores  $\alpha_{i,j}$ 
7:  $T_{update} \leftarrow 0$ 
8: for  $episode = 1, M$  do
9:   Reset environments, and get initial  $o_i$  for each agent  $i$ 
10:  for  $t = 1, T$  do
11:    Select actions  $a_i \sim \pi_i(\cdot|o_i)$  for each agent  $i$  in each environment  $e$ 
12:    Send actions  $a_i$  to all parallel environments and get  $o'_i, r_i$  for all agents
13:    Store  $(a_i, o_i, r_i, o'_i)$  in  $D_r$ 
14:     $T_{update} = T_{update} + N$ 
15:    if  $T_{update} \leq \text{min steps per update} + n$  then
16:      Replay Buffer Amendment( $D_r, \alpha_{i,j}$ )
17:      Update Policies:
18:        Calculate  $a_{1...N}^B \sim \pi_i^{\bar{\theta}}(o_i^{'B}), i \in 1 \dots N$ 
19:        Calculate  $Q_i^{\psi}(o_{1...N}^B, a_{1...N}^B)$  for all  $i$  in parallel
20:        Update policies using  $\nabla_{\theta,i} \mathcal{J}(\pi_{\theta})$  and Adam
21:        Update target  $Q$  parameters:  $\hat{\theta} \leftarrow \theta$ 
22:        Update target attention parameters:  $\hat{\alpha} \leftarrow \alpha$ 
23:         $T_{update} \leftarrow 0$ 
24:    end if
25:  end for
26: end for

```

Algorithm 2 *Replay Buffer Amendment*

```

1: function REPLAYBUFFERAMENDMENT( $D_r, \alpha_{i,j}$ )
2:   for  $i = 1, N$  do
3:      $index = \text{len}(D_r) - n$ 
4:     while  $index > ex\_index$  do
5:        $(o_i, a_i, r_i, o'_i) = D_{r,i}(j)$ 
6:        $R_i = \gamma\text{-Attention-Reward function}(r_i, \alpha_{i,j})$ 
7:       Store  $(o_i, a_i, R_i, o'_i)$  in  $D$ 
8:        $j = j - 1$ 
9:     end while
10:     $ex\_index = \text{len}(D_r) - n$ 
11:   end for
12: end function

```
