

Trends of digitalization and adoption of big data & analytics among UK SMEs: Analysis and lessons drawn from a case study of 53 SMEs

Muhidin Mohamed
School of Engineering and Applied Science
Aston University, Birmingham, B4 7ET, UK
m.mohamed10@aston.ac.uk

Abstract— Small and Medium Enterprises (SMEs) now generate digital data at an unprecedented rate from online transactions, social media marketing and associated customer interactions, online product/service reviews and feedback, clinical diagnosis, Internet of Things (IoT) sensors, and production processes. All these forms of data can be transformed into monetary value if put into a proper data value chain. This requires both skills and IT investments for the long-term benefit of businesses. However, such spending is beyond the capacity of most SMEs due to their limited resources and restricted access to finances. This paper presents lessons learned from a case study of 53 UK SMEs, mostly from the West Midlands region of England, supported as part of a 3-year ERDF¹ project – Big Data Corridor²- in the areas of big data management, analytics and related IT issues. Based on our study’s sample companies, several perspectives including the digital technology trends, challenges facing the UK SMEs, and the state of their adoption in data analytics and big data, are presented in the paper.

Keywords- big data; data analytics; UK SMEs; ERDF.

I. INTRODUCTION

Data is now arguably defined as the *new oil* of this digital era, and about 90% of the massive data we have today has been generated in the last two years only [1]. This alludes to how valuable data is for businesses and the extent to which raw data without analysis, like unrefined crude oil, will be of little use for the growth of SMEs. The terms *big data* and *data analytics* are closely related and both underpin the broader field of data science. Although there is no commonly agreed definition for *big data*, the term is generally used to mean large and complex data, which cannot be handled with conventional data storage and processing tools. Gandom & Haider [2] provide several definitions of big data based on an online survey of 154 global executives. In addition, big data is widely described with five different attributes, known as five Vs (Velocity, Volume, Value, Variety, and Veracity). Table 1 shows these attributes and their meanings. On the other hand, *data analytics* is the technical process of transforming raw data into meaningful insights for better decision making. This includes text analytics, e.g. summarization, since unstructured text forms the highest percentage of current big data [3-6].

There are four distinct types of data analytics, namely, descriptive, diagnostic, predictive, and prescriptive analytics, based on the level of analytic maturity in a business [7]. These four stages and associated factors (e.g., value, complexity and analytic questions) are illustrated in Figure 1. Adoption of data analytics can provide SMEs with a competitive advantage, for example, enabling them to develop a new data-based business optimization that could lead to increased revenue and profit.

Table 1: The five characteristic attributes (Vs) of big data

Volume	Describes the magnitude of data pouring from a variety of sources, including CCTVs, IoT sensors, transport sensors, social media, online transactions, and health care records, all making the handling of such data impossible using conventional database technologies.
Variety	Relates to the different data types (e.g., video, images, text, etc), structural heterogeneity (structured, semi-structured and unstructured), and the different sources that generate these kinds of data.
Velocity	This refers to the rate at which data is generated online and the processing speed required for its analysis, for example, we send 188 million emails and make about 3.8 million searches on Google alone every minute ³ .
Veracity	Relates to the accuracy and trustworthiness of the data before storing and mining it for insights and business intelligence, which is becoming increasingly important in this age of rising cybercrime and misinformation.
Value	Refers to the usefulness, monetization, and cost-benefit analysis of data, as data however enormous in size, will be of little use and benefit if not put into a proper data value chain.

Besides, the World Bank estimates that formal SMEs contribute up to 60% to the total employment and about 40% to the GDP in emerging economies⁴. The figures are even

¹ European Regional Development Fund

² An ERDF funded 3-year project from 2016 to 2019:
<https://bigdatacorridor.com/>

³ <https://lorilewismedia.com/>

⁴ <https://www.worldbank.org/en/topic/sme/finance>

higher in the EU where 99% of businesses are classified as SMEs, employing about 66% of the total workforce [8]. In the context of this paper, we will use the general definition of SMEs, i.e., companies having less than 250 employees and a turnover not exceeding € 50 million. This covers micro, small, medium-sized and sole trader businesses. Digitalization and the use of data analytics offer such businesses new opportunities, such as marketing optimization, forecasting the demand for their products and services, and staying ahead in the competition for customer acquisition and retention. Governmental institutions, including the EU, recognize the importance of empowering SMEs to join the digital revolution and monetize their data, as reflected in the proportion of the Horizon 2020 EU projects for data-related innovation, big data, and data science [9].

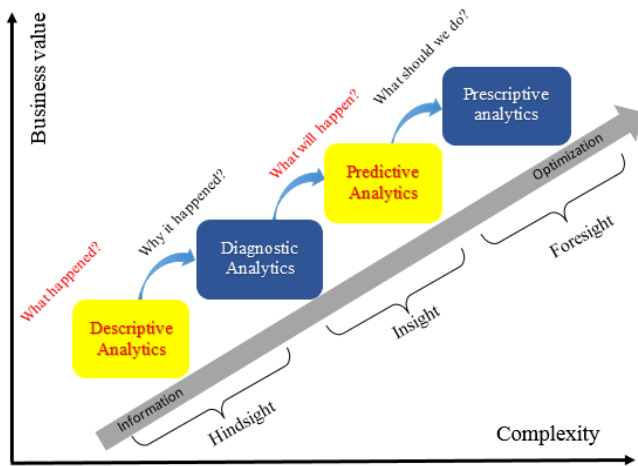


Figure 1: The four types of data analytics, and the value, difficulty, and the questions they answer [5]

In the UK, SMEs account for 99.9% of all private sector businesses, creating 60% of the employment⁵, and producing about 52% of all private sector turnover [10]. This shows the important role that SMEs play in the UK economy and that any means of helping their rapid growth will be a huge boost to the country's economy. To substantiate this, a survey study of 500 UK companies found a positive correlation between the use of data, and the business performance & productivity, i.e., top data using firms are 13% more productive than those in the bottom quartile [11]. Having said that, the adoption of big data analytics by UK SMEs is less than 1% [12-11]. In spite of that, the interest and understanding of data-driven decision-making is gaining ground among UK businesses. Figure 2 illustrates the Google trends for the terms: *big data*, *data analytics*, and *big data analytics* in the UK for the last ten years. It is clear from the figure that the interest in the use of data, big data and their analytics has grown over time. The popularity of *data analytics* continues to grow unlike *big data* and its *analytics* which slowed down in 2018, although the trend of *big data* analytics picked up in 2019.

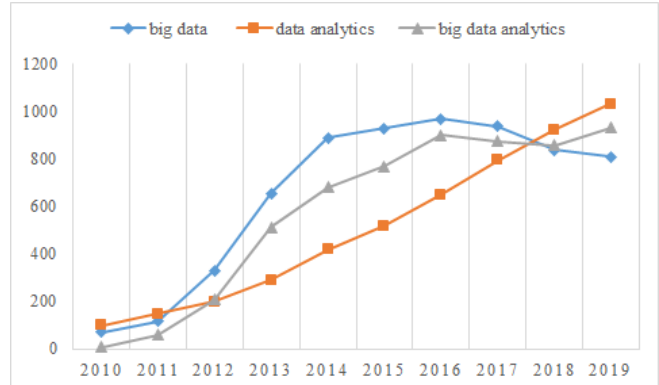


Figure 2: Google trends for: big data, data analytics, and big data analytics in the UK for the last 10 years⁶.

This paper summarizes the lessons learned during a 3-year ERDF project aimed at assisting SMEs in the areas of data management, analytics, big data, and related digital issues. It also briefly analyses the challenges facing SMEs to make use of data-driven innovation and decision-making, highlighting areas where small businesses are most in need of digital technology support. Due to non-disclosure agreements and SMEs' business confidentiality, this paper does not include details of individual SMEs' support and any associated data. The rest of the paper is organized as follows. Section 2 covers brief analysis of SMEs' data and digital technology trends. Section 3 presents related discussion and some learned lessons while supporting and collaborating with SMEs. We provide a summary and conclusion in Section 4.

II. A BRIEF ANALYSIS OF SMEs' DATA & DIGITAL TRENDS FROM DIFFERENT PERSPECTIVES

For this analysis and discussion, we use a case study of 53 companies, mostly from the West Midlands region of England. These SMEs were selected due to their support being delivered by the Aston University research group, one of the Big Data Corridor (BDC) project partners, from June 2017 to August 2019. Figure 3 shows the BDC project support lifecycle for SMEs. Statistically speaking, the firms employed from one person (the owner) to over 140 employees with a turnover ranging from £ 10 thousand to over £ 5 million. Table 2 shows the top 10 SME business sectors, and ranges of their staff numbers, turnover figures, and the supported periods in months. The principal objective of this project was to help SMEs recognize the hidden values of data from various data sources including photonic-based light and temperature sensors, and IoTs. This is also to enable SMEs to derive meaningful insights from closed and open data through analytics. To this end, the project has helped SMEs in the following: 1) providing training and skills upgrading seminars and workshops in data collection, storage & analysis, and data-related technologies, such as photonics, IoT, and sensors. 2) Giving SMEs face-to-face technical consultancy on system

⁵ This is with the fact that 75% of the SMEs are non-employing businesses, i.e. self-employing or sole traders.

⁶ from 1st Jan 2010 to 26th Nov. 2019

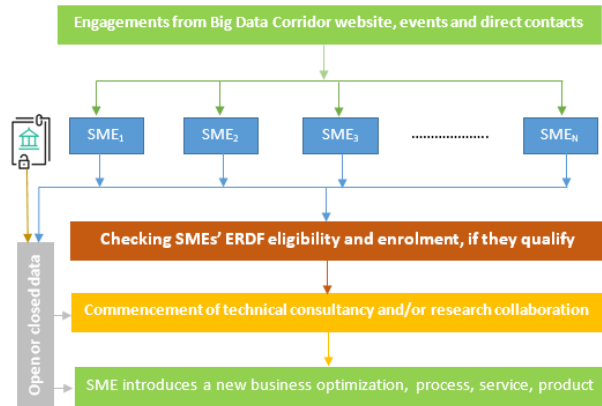


Figure 4: BDC project support lifecycle for SMEs

design and development, data management and analytics, and offering them an opportunity of a research collaboration. 3) And helping SMEs understand and identify data-driven services and products using their own and open data.

The 53 beneficiary SMEs of this study were from 18 different business sectors. Table 2 shows the top ten business sectors, together representing about 85% of the total supported SMEs. The highest proportions of the SMEs were from the consultancy (15.1%), technology (13.2%), and education & training (11.3%) sectors. This suggests that service and technology industries significantly rely on the use of data-driven approaches for their business, as compared to other merchandising SMEs. The sectors of the remaining SMEs included recycling, fire safety, event management, and accounting.

In Figure 4, we show an analysis of the digital technology support categories and the proportions of SMEs that sought each type of assistance. The training and skills enhancement, in the form of workshops and seminars, recorded the number 1 type of assistance representing 43.4%, of which 18% related to data use. Next, SMEs supported in data management and analytics, consisting of both descriptive and predictive levels, constituted 37.74%, followed by photonics-related system design and development which amounted to 13.21%. From our analysis, we found four main analytic aspects that SMEs

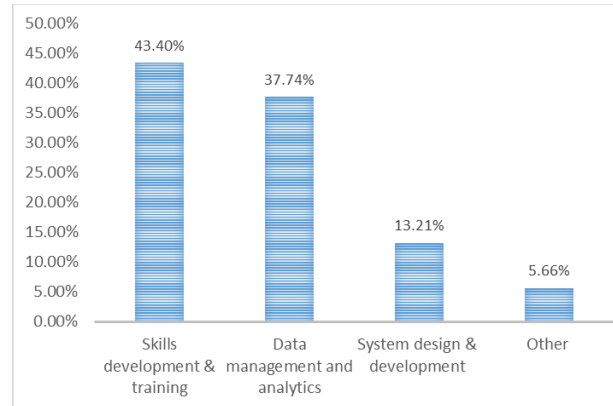


Figure 3: % of the type of assistance given to SMEs

require assistance, namely; a) analysing customer purchasing patterns and profiles using past business data with the aim of optimizing existing marketing strategies; b) summarizing data to extract useful insights in order to improve service and/or product quality; c) examining the impact of services such as studying the correlations between training and education programs and participant's achieved outcomes; d) identifying potential markets for SMEs' products and services based on analytics of relevant open datasets. The most common data formats among SMEs', seen during the analytics support, ranged from a simple CSV and Excel to JSON files. In most descriptive and all predictive analytics support, we used open-source tools, such as PowerBI and Rstudio environments with the aim of encouraging SMEs to use them as they are free. In general, we observed that most businesses collect and store some sort of data but require skills to conduct advanced data analysis and produce useful statistics and correlations that can support them to make strategic decisions. Data management, including retrieval, processing, and storing data from external websites and third-party cloud-based applications, were found to be of high demand. This was also the case for essential mechanisms for securing data and compliance with GDPR. Related to this, we have also noted that small businesses lag behind when it comes to using their data for deeper statistical analysis and prediction modeling, as indicated by their low adoption of predictive analytics (approx. 5% in this data).

Table 2: Top ten business sectors among the 53 SMEs: supported from June 2017 to August 2019

No.	SME sector and proportion	No. of staff	Turnover	Support period
1	Consultancy (15.1%)	1 - 15	£ 50 – £ 650 k	2 – 4 months
2	Technology (13.2%)	1 - 75	£ 10 k – £ 5.5 m	2 – 4 months
3	Education and training (11.3%)	1 - 20	£ 10 k - £ 700 k	2 – 8 months
4	Marketing (9.4%)	1 - 10	£ 30 k – £ 300 k	2 – 6 months
5	Manufacturing (7.5%)	1 - 60	£ 20 k – £ 900 k	2 – 5 months
6	Travel and tourism (7.5%)	1 - 10	£ 35 k – £ 700 k	2 – 4 months
7	Recruitment/employment (7.5%)	1 - 60	£ 40 k – £ 2.5 m	1 - 4 months
8	Food (5.7%)	1 - 45	> £ 1.5 m	3 -5 months
9	Property management (3.8%)	1 - 5	£ 30 – £ 300 k	2 – 4 months
10	Legal solicitors (3.8%)	2 - 40	£ 400 k <	4 months

In addition, we illustrate in Figure 5 a breakdown of the supported SMEs based on the level of support. As shown, 62% of the SMEs received business assist, a time-limited short assistance including attending training workshops and/or one-to-one consultancy and technical support. The enterprise assistance of the other 38% has been achieved through longer research collaborations due to the SMEs' scale of problems and their complexity. A research collaboration includes analysing data for the SMEs to extract meaningful insights, developing tailored data analytic bespoke tools & data models using machine learning, and supporting them with the design, development and demonstration of electronic data sensors. Conducting research and transferring its findings and any necessary skills formed part of the collaboration. Of the 38% collaborations, 32% resulted in improvement of SME business operations and its marketing, whereas the remaining 6% have affected either the SME business process or their marketing. This shows that the scale of digital technology and data analytic issues facing UK small businesses are not trivial, requiring long-term and sustained investment and support.

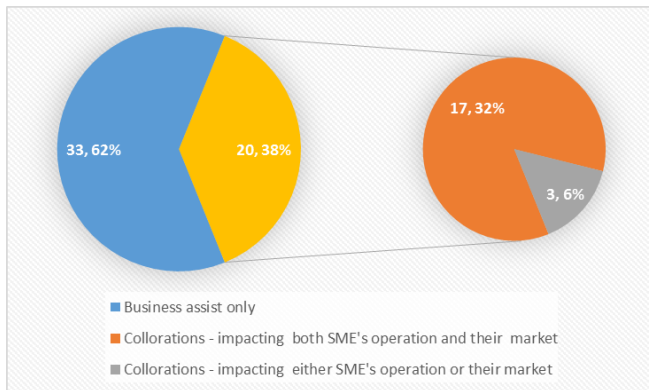


Figure 5: Break down of the beneficiary SMEs by the level of received support

One final observed trend in this study is the relationship between business sectors and digital technology challenges as deduced from the issues that SMEs, trading in specific sectors, are faced with and the mitigation support they required. Table 3 indicates the number of SMEs from each of the top 10

business sectors and the type of technical issues they have been supported with. Notably, data management and analytics support stand as the single most accessed technical assistance and expert knowledge across all business sectors. This fact corroborates the study's principal aim of encouraging the use of data for SMEs' growth. It can be argued that training and skills development proves to be a popular support type in Table 3, but it is worth noting that about one-fifth of the skills enhancement assistance was data-related.

III. DISCUSSION AND SOME LEARNED LESSONS

The adoption of data science techniques by SMEs requires some investment and some waiting time before they can gain revenue. However, our study has noted that most small businesses are reluctant to invest in methods and technologies if they cannot foresee quick profits. Statistically speaking and without excluding other potential applications, we have empirically identified four main current areas that SMEs' effectively use data analytics to grow their businesses. Firstly, the desire to improve digital marketing using data is a common interest for businesses. In particular, we noticed that SMEs derive immense benefits from the analysis of their data, for example identifying customer purchasing behaviour and patterns. Secondly, they use data to identify new markets through the analysis of potential customer characteristics using government open data. Such analysis enable SMEs to locate places and regions where the demand for their products and services are high, gaining new markets. Thirdly, many SMEs use social media platforms for their digital marketing, and such tools generate data from interacting customers. Analysing this data proved useful to businesses in comparing the digital marketing performances across the different platforms (e.g., Facebook, Twitter, LinkedIn, and Instagram). The resulting insights are then used to focus on the best performing platform and unsubscribing from those with poor performance to reduce costs. The same analytics can also be used to identify what marketing strategies worked well based on specific KPIs, e.g., likes, views, reach and impressions. Fourthly, SMEs can perform explanatory analysis and investigate statistical properties and correlations of their past data with the objective of creating predictive models. This

Table 3: An illustration of SMEs' business sectors and the digital technology issues they have been supported with

	Training & Skills development	Data management and analytics	Electronic System development	Other
Travel and tourism	1	3		
Education and training	1	5		
Recruitment	2	2		
Property management		2		
Manufacturing		1	3	
Marketing	3	1		1
Technology	4	2	1	
Food		1	2	
Legal solicitors	2			
Consultancy	7	1		

enables them to forecast the future demand for their products and services, and to auto-estimate production parameters.

Linked with the above, other lessons were also learned from the research collaboration with SMEs. In particular, we highlight a number of issues, which were found to be the most common obstacles for the majority of SMEs, preventing them from fully adopting emerging technologies such as *data analytics* and *big data*.

A. *Perceived ease of conventional business styles*

SMEs trade in specific business sectors and most always rely on conventional methods. As such, many would avoid adopting disruptive technologies such as data analytics and prefer to continue their traditional business styles. This means that they are not tempted to make use of business data other than for record-keeping. One interpretation of their reluctance to embark recent data usage advances is not only attributable to the limited understanding of its benefits for their business but also due to the hassle it comes with. This includes learning new tools, buying a software or paying for cloud computing and hiring employees with data analytic skills. The outcome is an overlooked data-driven business opportunity, which could have helped SMEs. One way of mitigating this phenomenon could be encouraging business shift of accepting a data-driven element in the SMEs' decision-making process.

B. *Low awareness of open data benefits*

Open data is an increasingly growing idea which attempts to make data produced by governmental departments public and freely available for reasons of transparency, economic value, or service and product improvement. In spite of that, we found the existence of relatively low awareness of the business value of related open data for the advantage of SMEs. Empirically speaking, about 20% of the SMEs we supported benefited from incorporating open data in education, e-recruitment, and transport in their businesses, helping them create new services or identify new markets. Thus, it could be argued that the more SMEs recognize the relevance and potential positive impact of open data, the more they can create innovative data-driven products and services at less cost.

C. *Inadequate knowledge of data value and its potential*

A high proportion of the SMEs we worked with are aware of the fact that data can be used not only for record-keeping but also to gain some useful insights about their business. However, SMEs have data science skills deficiencies, for instance, many reported that they don't know how to make the right choice of the appropriate data to be collected from their business operations for analysis. Limited knowledge in data handling tools was also indicated as another hurdle by some SMEs.

D. *Limited financial resources*

Our research work with businesses found that many of SMEs understand the potential and value of data and its analytics for the growth of their businesses. We have also noted their willingness to endeavour data analytics and invest in related technologies to derive meaning from their data.

However, their aspirations for adopting data technology is limited as they neither have the necessary data analytic knowledge and expertise, nor the budget needed to hire specialists or outsource their analytic needs. In addition, SMEs have limited access to funds and loans compared to big companies. This justifies the significance of ERDF projects intended to serve this purpose, alluding to the need for more financial and technical support to uplift the data analytics adoption of micro and small businesses.

E. *Shortage of avoidable domain-specific data analysts*

Occasionally, analysing business data requires a blend of data analytic skills, as well as business context and domain-specific knowledge [10]. With very limited analysts meeting such criteria, the charges incurred when SMEs outsource their data analytics needs to experts, are comparatively very huge. For some domains, e.g. additive manufacturing, the adoption of data science and machine learning for process control and modeling is at its infancy stage with very limited experts. The use of data for analytics and decision-making is less common among manufacturing SMEs [14], which puts off many SMEs from the effective utilization of their data to enhance their growth and productivity.

F. *Inadequate up-to-date technical knowledge*

Developing and upgrading employee skills is crucial for the growth of small businesses. However, some of the previously discussed barriers including the limited finance restrict SMEs from keeping pace with the dynamic and ever-changing technological advances in terms of employee skills and competence. We found that this is particularly appealing to smaller companies, e.g., the manufacturing and technology firms, where they face challenges in designing, developing, and testing new products or upgrading their existing ones for new uses or adoptions.

G. *Poor knowledge of available funds and data tools*

Our study has also observed an inadequate understanding of available funds among SMEs particularly that which can be accessed to realize important innovative digital and data-driven ideas. Based on our assistance and collaboration with SMEs, we found the Knowledge Transfer Partnership (KTP) as one of the most appealing funding schemes due to the minimal contribution it requires from them and the business impact it can achieve. In addition, very few micro-businesses were found to be aware of some of the widely used data management and analytic tools, and the advantages their use can have for their business. Supporting such SMEs to adopt these tools, including Dropbox, PowerBI, and Rstudio, proved crucial to many.

IV. SUMMARY AND CONCLUSION

The recognition of data value for businesses and its use for decision making is growing among UK SMEs, as more tend to be using data and its analytics to understand their customer purchasing patterns, performance of their digital marketing, and to embed AI aspects in their operations. However, SMEs seem to be far from being in full swing in the digital revolution due to their limited resources including the lack of enough

finances to invest in IT infrastructure and to hire the right skilled experts. This paper presented brief analysis on digital and data usage trends and some lessons learned from a case study of 53 UK SMEs. Observed challenges, limiting SMEs from uncovering the hidden values of big data, are also discussed. In addition, we highlighted the significance of micro and small businesses to the UK economy in terms of their contribution to the employment and the GDP. The paper showed that interest in business data analytics has grown in the last ten years and continues to grow. Our analysis has also suggested that most SMEs collect and store some sort of business data but require skills to analyse and produce useful insights for data-driven decision making. This could mean that if SMEs are empowered with the right skills and/or supported financially for this purpose, they can make full utilization of data to help them grow and hence the entire economy.

REFERENCES

- [1] B. Marr, "How Much Data Do We Create Every Day? The Mind-Blowing Stats Everyone Should Read", May 2018. Accessed on: Nov. 2019. [Online]. Available at this link: <https://www.forbes.com/sites/bernardmarr/2018/05/21/>
- [2] A. Gandomi and H. Murtaza, "Beyond the hype: Big data concepts, methods, and analytics," *International journal of information management*, vol. 35(2), 2015, pp. 137-144.
- [3] M.. Mohamed and M. Oussalah, M, "An iterative graph-based generic single and multi document summarization approach using semantic role labeling and wikipedia concepts", In *2016 IEEE Second International Conference on Big Data Computing Service and Applications (BigDataService), IEEE, 2016*, pp. 117-120.
- [4] H. Zhuge, "Multi-dimensional summarization in Cyber-Physical Society". Morgan Kaufmann, 2016.
- [5] M. Mohamed and M. Oussalah, "Similarity-Based Query-Focused Multi-document Summarization Using Crowdsourced and Manually-built Lexical-Semantic Resources", In *2015 IEEE Trustcom/BigDataSE/ISPA, IEEE, Vol. 2, 2105*, pp. 80-87.
- [6] H. Zhuge, and X. Sun. "Semantics, Knowledge and Grids on Big Data.", 2016, pp. 163-164.
- [7] C. El Morr and A. Hossam, "Healthcare, Data Analytics, and Business Intelligence," *Analytics in Healthcare*. Springer, Cham, 2019, pp. 1-13.
- [8] P. Muller et al., "Annual Report on European SMEs 2017/2018 - SMEs growing beyond borders", European commission, 2018, Retrieved from European Commission website.
- [9] EU research projects under Horizon 2020, 2018, Retrieved from European Commission website. Accessed on: Nov. 2019. [Online]. Available: <http://data.europa.eu/88u/dataset/cordisH2020projects>
- [10] O. Wright, "Business Population Estimates for the UK and Regions", ONS, 2018, Accessed on: October 2019. Available: <https://www.gov.uk/government/statistics/business-population-estimates-2018>.
- [11] H. Bakhshi, A. Bravo-Biosca, and J. Mateos-Garcia, "The analytical firm: Estimating the effect of data and online analytics on firm performance", *Nesta Working Paper*, 2014.
- [12] S. Coleman et al. "How can SMEs benefit from big data? Challenges and a path forward", *Quality and Reliability Engineering International*, vol. 32(6), 2016, pp. 2151-2164.
- [13] M. Bianchini and V. Michalkova, "Data Analytics in SMEs: Trends and Policies", *OECD SME and Entrepreneurship Papers*, No. 15, OECD Publishing, Paris, 2019.
- [14] A. Soroka et al., "Big data driven customer insights for SMEs in redistributed manufacturing", *Procedia CIRP*, vol. 63, 2017, pp. 692-697.