

# Measuring Basic Load-Balancing and Fail-Over Setups for Email Delivery via DNS MX Records

Jukka Ruohonen  
University of Turku, Finland  
Email: juanruo@utu.fi

**Abstract**—The domain name system (DNS) has long provided means to assure basic load-balancing and fail-over (BLBFO) for email delivery. A traditional method uses multiple mail exchanger (MX) records to distribute the load across multiple email servers. Round-robin DNS is the common alternative to this MX-based balancing. Despite the classical nature of these two solutions, neither one has received particular attention in Internet measurement research. To patch this gap, this paper examines BLBFO configurations with an active measurement study covering over 2.7 million domains from which about 2.1 million have MX records. Of these MX-enabled domains, about 60% are observed to use BLBFO, and MX-based balancing seems more common than round-robin DNS. Email hosting services offer one explanation for this adoption rate. Many domains seem to also prefer fine-tuned configurations instead of relying on randomization assumptions. Furthermore, about 27% of the domains have at least one exchanger with a valid IPv6 address. Finally, some misconfigurations and related oddities are visible.

**Index Terms**—Internet measurement, scanning, network management, round-robin, dual-stack, MX, MTA, SMTP, SPF, PTR

## I. INTRODUCTION

Electronic mail uses the DNS to determine the Internet protocol (IP) addresses of the receiving mail servers. In other words, email, IP, and DNS establish one of the Internet's core functionalities. The standards for these protocols were also specified around the same time; the 1982 standard [1] for email only slightly precedes the early DNS standards. What is more: already the later 1989 standard [2] specified also the two basic mechanisms for reliability of email delivery: (a) multiple MX records with preference values and (b) “multi-homing” with multiple IP addresses. The latter is nowadays closely tied to round-robin DNS. Regardless of the particular terminology used, both mechanisms are still used today for distributing network load and handling of mail delivery failures. However, no notable previous Internet measurement research appears to exist regarding the prevalence of these setups and their typical configurations. This gap in the literature provides the paper's motivation—and patching the gap provides the contribution.

It must be emphasized that the paper's focus is also strictly restricted to these two *basic* load-balancing and fail-over configurations. Many alternatives have been developed and deployed over the years. These solutions often extend particularly the load-balancing question toward more fine-grained hardware and software aspects [3]. Also more fundamental infrastructural changes have occurred. A good example would be the so-called split-horizon setups through which an optimal

mail server is picked according to a client's IP address, which may be mapped to a specific network infrastructure or a particular geographic location [4]. Content delivery networks (CDNs) are the prime example in this regard [5]. While CDNs are nowadays extensively used particularly for web and multimedia content, the BLBFO configurations are still frequently used for email delivery—as will be shown.

## II. BACKGROUND

### A. Fundamentals

Email delivery is a complex topic in the modern Internet. That said, however, the fundamental DNS aspects have remained surprisingly stable over the decades. In essence: after having lexically identified a domain to which a mail will be delivered, a client's mail transfer agent (MTA) queries DNS to obtain the domain's mail exchanger resource records. These resource records specify the mail servers responsible for accepting emails on behalf of the domain. The records contain the fully qualified domain names (FQDNs) of the mail servers, the usual time-to-live (TTL) values for the records, and specific integer-valued preference or priority values that specify the domain's preferred FQDNs for the delivery; lower values are preferred over higher values. After the MTA has picked the FQDN preferred, it queries the A (IPv4) or AAAA (IPv6) records of the FQDN chosen in order to obtain the addresses to which a transmission control protocol connection is established via the simple mail transfer protocol (SMTP). A simple resolving scenario for delivery is illustrated in Fig. 1.

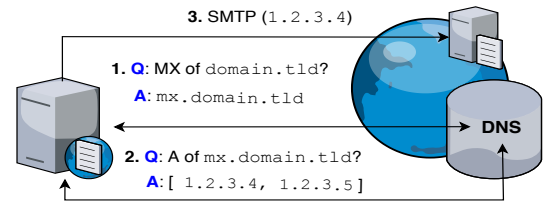


Fig. 1. Basic DNS Resolving for Email Delivery

To fix the notation, let  $\mathbf{m}$ ,  $\mathbf{p}$ ,  $\mathbf{a}$ , and  $\bar{\mathbf{a}}$  denote vectors with lengths  $n_m$ ,  $n_p$ ,  $n_a$ , and  $n_{\bar{a}}$ . Assume that  $\mathbf{m}$  contains the FQDNs from the MX records of a given domain,  $\mathbf{p}$  the preference values specified in the MX records,  $\mathbf{a}$  the A records of these FQDNs, and, finally,  $\bar{\mathbf{a}}$  the potential AAAA records of the specified mail servers. An equality  $n_m = n_p$  is assumed to always hold; otherwise a blatant misconfiguration is present.

Because the focus is on BLBFO solutions, an inequality  $n_m > 0$  is also assumed to hold. This assumption, however, does not mean that a given domain would not accept emails. If  $n_m = 0$ , meaning that no MX records were returned, the client's MTA assumes that the domain operates with so-called implicit MX records [6]. In this case it attempts to deliver the mail to the addresses of the domain's A or AAAA records (instead of the A or AAAA records of the FQDNs specified in the MX records). Furthermore, a domain may not accept emails even though  $n_m > 0$  because so-called "Null MX" records may be used to prevent unnecessary delivery attempts [7]. While these cases are recorded in the empirical experiment, the BLBFO-specific observations assume that each domain name in  $\mathbf{m}$  is a FQDN. In addition, each of these FQDNs is assumed to resolve to one or more IPv4 or IPV6 addresses. By implication, either  $n_a > 0$ ,  $n_{\bar{a}} > 0$ , or both are non-zero—yet  $n_m$  may not necessarily equal  $n_a$  or  $n_{\bar{a}}$ .

In reality, numerous other assumptions apply and a vast amount of additional checks are typically done before a client's email reaches its target. These assertions involve also DNS. To prevent spam, many email servers have long rejected emails from MTAs whose IPs do not have valid domain name pointer (PTR) records. In other words, a client who queries for MX and A (or AAAA) records without PTR records is usually up to no good [8]. The reverse also applies: email servers should also have valid PTR records, meaning that any given  $a_i$  in  $\mathbf{a}$  or  $\bar{a}_j$  in  $\bar{\mathbf{a}}$  should pass a reverse DNS lookup. Although the associated PTR records do not have to be forward-confirmed (that is, a PTR record of a  $a_i$  or a  $\bar{a}_j$  points back to the given FQDN in a MX record), one-to-one mappings are generally recommended [9]. For instance, both 1.2.3.4 and 1.2.3.5 in Fig. 1 should thus have PTR records pointing to mx.domain.tld. It should be also stressed that aliases (CNAMEs) are prohibited for MX records [1], [6]. With respect to the running example, domain.tld may be a CNAME, but the mail exchanger mx.domain.tld may not.

A further point worth briefly remarking is the use of text (TXT) records to specify a sender policy framework (SPF) for hosts who are allowed to send emails on behalf of a domain [10]. For instance, a TXT record with a value "v=spf1 -all" announces that the given domain does not send mails. Related to these are the DMARC (domain-based message authentication, reporting and conformance) and DKIM (DomainKeys identified mail) standards, which both use also the DNS. According to recent Internet measurement studies, these specifications are frequently used nowadays; though, DKIM and SPF more often than DMARC [11], [12].

### B. Basic Load-Balancing and Fail-Over via DNS

There are two classical BLBFO solutions for email delivery. Neither one is accompanied with formal standards or rigorous specifications for well-defined behavior. Given that also the terminology is lax, the solutions can be labeled as (a) *MX-balancing* and (b) *round-robin DNS*. In addition, complex setups may use a (c) *hybrid* strategy that combines the two. An example of a hybrid setup is shown in Fig. 2.

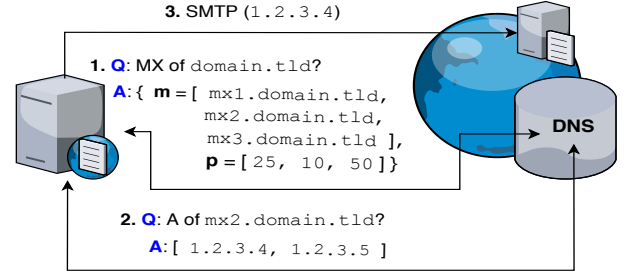


Fig. 2. Simple IPv4 Hybrid Balancing

In essence, MX-balancing specifies multiple MX records and uses the preference values for the BLBFO. In terms of fail-over, a typical setup contains one or few backup servers for which high preferences values are used to ensure delivery in times of high load. For instance, in Fig. 2 a client's MTA should prefer mx2.domain.tld, but if the two servers at 1.2.3.4 and 1.2.3.5 are busy, mx1.domain.tld would be next in the line. In terms of load-balancing, a classical option is to specify multiple MX records with the same preference value. In this case a client's MTA should pick a mail server randomly: when "there are multiple destinations with the same preference and there is no clear reason to favor one (e.g., by recognition of an easily reached address), then the sender-SMTP MUST randomize them to spread the load across multiple mail exchangers for a specific organization" [6]. Most MTAs honor this mandate, although some allow to optionally alter the default randomization behavior [4].

Round-robin DNS is the classical alternative to MX-based balancing. The setup is typically implemented by using local replicas; a query is answered with a permuted list of records under the assumption that a client picks the first address from the list [5]. With this assumption, load-balancing occurs due to the permutation of the returned addresses at the next query. In addition to permutation, popular DNS servers allow to configure also randomization and fixed ordering [4]. Further complexity is added by client applications, which have the final say in picking their preferred addresses. Although most current applications likely conform with the standards [13], using the first address delivered via a `getaddrinfo` system call and then moving to the next one in case of a failure, there are no guarantees that all applications follow this behavior. According to measurements, the majority of client applications indeed pick the first address, although some seem to choose also randomly [14]. Besides these assumptions, traditional, on-site, round-robin DNS has become less relevant particularly for A records due to the global CDN explosion. As said, however, both BLBFO setups are still common for email delivery.

Both MX-based balancing and round-robin DNS contain also other obvious limitations. For instance, round-robin DNS requires that each replica used for the balancing is IP-addressable [5]. A more fundamental issue relates to TTL values and caching. The issue is usually framed with a trade-off: specifying a TTL value close to zero increases the

effectiveness of balancing but decreases caching and thus increases also the load. While the controversial question about appropriate TTLs has long been debated, recent measurements indicate a trend toward low TTL values [15], [16]. The explanation largely again traces to content delivery networks.

### C. Related Work

The domain name system has been extensively studied and measured in recent years. There have been several large-scale data collection frameworks for passively measuring DNS traffic from different vantage points [14], [17]. However, the present work belongs to the category of active measurements, which essentially query DNS to obtain information about a predefined set of domains. Within this active measurement domain, the questions examined typically focus on some particular resource records. Examples include A, AAAA, CAA, CNAME, NS, and SOA records. Adoption of standards [18], security [19], and misconfigurations [20] have provided the typical motivations for these record-specific studies. Some of these have touched also email-specific DNS resource records. For instance, SPF configurations and the free-form TXT resource records have been examined recently [12], [21]. While also MX records have been measured [20], a reasonably comprehensive literature search indicates no directly related previous works regarding the load-balancing and fail-over theme. There are studies on round-robin DNS itself [5], [22], of course, but limited previous work exists regarding its deployment and use particularly in the email delivery context. The gap in the literature is noteworthy and surprising because the BLBFO setups considered are classical and often encountered by network administrators during DNS configuration.

### III. DATA

The initial dataset is based on Alexa’s top-million (1M) domain name popularity lists. Although these lists are frequently used for different measurements, the lists carry many well-known limitations that should be taken into account before blindly using the lists. Three such limitations can be briefly remarked. First, the lists are biased toward large organizations who host their popular domains on CDNs and related large-scale network infrastructures [18], [23]. Second, the lists contain considerable longitudinal variation particularly during weekends [24]. Third, the lists are not curated for observing AAAA records and dual-stack deployments [25]. Although different between-list merge solutions and practical recommendations have been recently proposed [24], [26], these have mostly focused on security research and web-specific measurement contexts. In other words, it remains unclear how the limitations affect MX-based mail delivery measurements.

In this context, it is preferable to have a relatively large list instead focusing on a sharper set of particularly popular domains. The reason is simple: many popular domains are not popular because of mail delivery—in fact, also many popular domains operate without MX records. To further account for the weekly variation, the initial dataset was assembled by including all unique domain names present in Alexa’s seven

individual 1M lists that were available from a repository maintained by the Technical University of Munich [27]. These lists cover a whole week between the 4th and 10th of November 2019. Although the popularity ranks should be approached with caution [24], median was used across all ranks reported for a domain in the weekly 1M lists. The domain names were not manipulated; domains as well as their subdomains are covered. In total,  $k_q = 2,709,827$  domains were resolved.

The actual resolving was done in three steps via live DNS using Google’s name server at 8.8.8.8. Although multiple passes are sometimes carried out in order to account for timeouts and related errors [18], [28], each resolving step was implemented in a single pass. Thus, in the first step MX and TXT records were queried for each domain. If MX records were not found for a given domain, the domain was excluded from the sample analyzed. The same applies to errors, whether NXDOMAIN cases or timeouts. In the second step both the A and AAAA records were resolved for each MX record of each domain. In the third and final step the PTR records of the A and AAAA records of the MX records were queried.

Finally, it is necessary to point out that no duplicate queries were made. Although TTLs are difficult to evaluate on the client-side [16], this uniqueness of the queries should ensure that the TTL values approximate the typical values supplied by the given resolver for MX records in Northern Europe.

## IV. RESULTS

### A. Sample Characteristics

Only  $k_w = 646,339$  domains from the approximately 2.7M domains queried did not have a single MX record. In other words, as much as 76% of the popular domains announced capability for email delivery. Thus, the sample analyzed covers  $k = k_q - (k_w + 269)$  domains. The additional 269 domains excluded refer to the “Null MX” setups. To use the notation from Subsection II-A, these setups were identified by checking that  $n_m = 1$ , and then verifying that the single  $p_1$  present in  $\mathbf{p}$  equaled zero and  $m_1$  in  $\mathbf{m}$  equaled a single dot character [7].

### B. Record Counts

The MX record counts provide a good way to start the empirical analysis. These are thus shown in Fig. 3. By a thin margin, domains with only a single MX record surpass those running with multiple records. In the latter group most of the domains run with 2–5 mail exchangers; only about 2.7% of all domains in the sample have specified more than five records.

Turning to the IP addresses of the MX records, the per-domain A and AAAA record counts of the domains’ mail exchangers are shown in Figs. 4 and 5, respectively. There are six interesting points to be made about these address counts:

- 1) Both empirical distributions expectedly have a long tail. Even though approximately 41.5% of the domains operate with just a single A record, there are domains whose mail exchangers resolve to even up to fifty IPv4 addresses. There is also one extreme outlier: `isllc.com`, which has specified 17 MX records (all subdomains

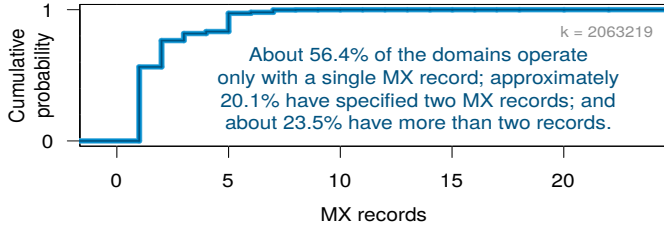


Fig. 3. Number of MX records

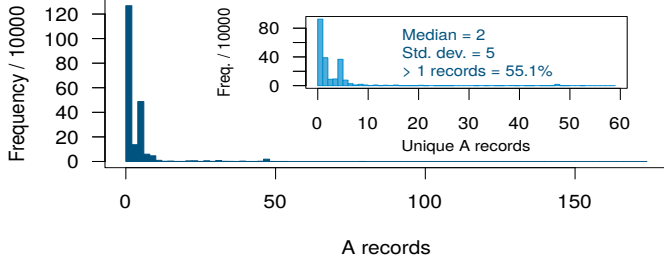


Fig. 4. Number of A records of the MX records

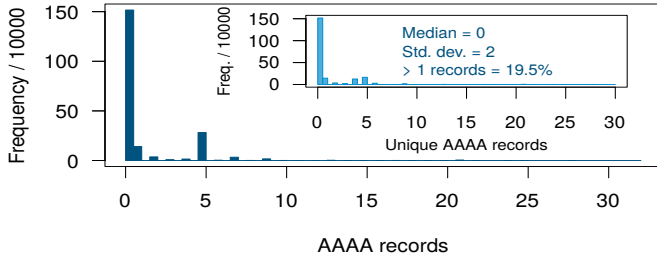


Fig. 5. Number of AAAA records of the MX records

of `google.com` and `barracudanetworks.com`). Together these exchangers resolved to 173 A records.

- 2) Despite the long tails, both distributions exhibit also interesting spikes. For instance, it is more common to have five A records than it is to have two, three, or four.
- 3) IPv6 adoption is—even a little unexpectedly—relatively strong: about 26.5% of the domains have at least one exchanger that resolves to at least one IPv6 address. This amount is in line with IPv6 adoption trackers [29].
- 4) The MX record counts in Fig. 3 are correlated with the address counts: the Pearson’s product-moment correlation coefficients are 0.30 and 0.71 for the MX and A, and MX and AAAA record counts, respectively. These correlations hint about the presence of hybrid setups.
- 5) As can be concluded by comparing the inner and outer plots in Figs. 4 and 5, not all of the IPv4 and IPv6 addresses are unique. In other words, some of the unique MX records of some particular domains resolve to the same addresses. It is difficult to speculate the exact reason for this use of non-unique addresses; email hosting services, CDNs, and configuration mistakes each offer a slightly different but equally plausible explanation.
- 6) About 1.3% of the domains in the sample have specified

at least one MX record that does not resolve to a valid IPv4. To rule out data collection issues such as timeouts, these cases were re-checked; all truly are NXDOMAIN cases. While IPv6-only domains are possible, so are configuration mistakes and network maintenance issues.

### C. Configurations

As was noted in Subsection II-B, there exists neither a well-established terminology nor a ready-made topology for measuring BLBFO setups. What can be defined unambiguously, however, are the following simple, non-BLBFO setups:

- *Plain IPv4-only*:  $n_m = 1 \wedge n_a = 1 \wedge n_{\bar{a}} = 0$ . That is, only a single MX record is present, and the FQDN specified in the resource record resolves to a single IPv4 address.
- *Plain IPv6-only*:  $n_m = 1 \wedge n_a = 0 \wedge n_{\bar{a}} = 1$ . A case in which delivery occurs only through a single IPv6 address.
- *Plain dual-stack*:  $n_m = n_a = n_{\bar{a}} = 1$ , that is, only a single server is specified in the MX-FQDN vector  $\mathbf{m}$  but it serves mail transfer agents through both IPv4 and IPv6.

Analogous but less robust definitions can be used for the BLBFO configurations. To simplify the empirical analysis, the following definitions omit the IP version categorization:

- *Round-robin*:  $n_m = 1 \wedge (n_a > 1 \vee n_{\bar{a}} > 1)$ . In other words, a domain uses a single MX record, which is mapped either to multiple IPv4s or multiple IPv6s. A simple  $n_a = 2$  round-robin setup is present in Fig. 1.
- *MX-balancing*:  $n_m > 1 \wedge (n_a = n_m \vee n_{\bar{a}} = n_m)$ .
- *Hybrid*:  $n_m > 1$ , and the given domain has not already been classified as operating with the noted MX-balancing.

Here, a conceptual problem relates particularly to the demarcation between MX-balancing and hybrid setups. Nevertheless, the definitions provide a decent glimpse on different BLBFO setups even though the construct validity is not perfect. While keeping this point in mind, the results are shown in Table I.

TABLE I  
SIMPLE AND BLBFO CONFIGURATIONS

Configuration	Type	Frequency	Share ( $\approx$ %)
Simple	Plain IPv4-only	817,348	39.6
	Plain IPv6-only	48	< 0.01
	Plain dual-stack	34,038	1.6
BLBFO	Round-robin	291,325	14.1
	MX-balancing	632,994	30.7
	Hybrid setup	266,673	12.9
Others	Non-identified	20,793	1.0

About 41.3% of all domains observed operate with simple setups without neither basic DNS-based load-balancing nor fail-over. Roughly about three-fifths use BLBFO configurations; MX-balancing is more common than classical round-robin DNS specified with a single MX record and multiple addresses. Different hybrid setups are also relatively common.

### D. Popularity and Hosting Services

The median popularity ranks of the weekly Alexa 1M lists provide a decent metric to probe whether particularly popular



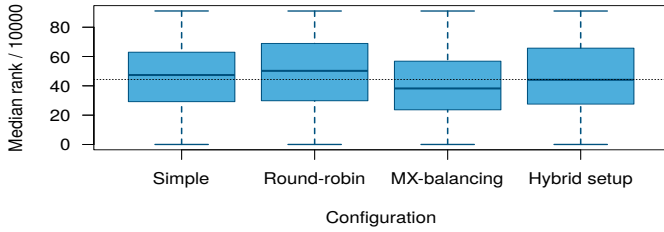


Fig. 6. Median Alexa's popularity ranks across configurations

TABLE II  
CONFIGURATIONS AND TWO POPULAR EMAIL HOSTING SERVICES (%)

	Simple	Round-robin	MX-balancing	Hybrid setup
Hosting	2.1	41.5	52.2	8.6
Others	97.9	58.5	47.8	91.4

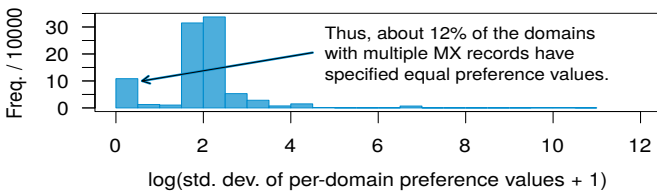


Fig. 7. Distribution of the standard deviation of the preference values

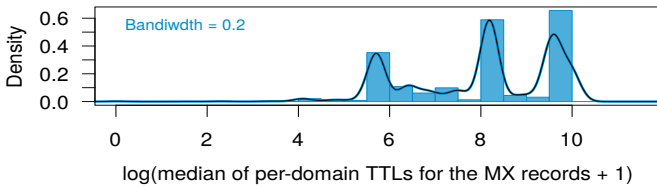


Fig. 8. Distribution of the TTLs of the MX records

domains are more likely to use BLBFO configurations. While these ranks should be interpreted with care, the topology used is coarse enough to avoid the spurious correlations often seen for individual (domain-level) analysis [24]. Thus, according to Fig. 6, the medians of the median weekly ranks are quite similar across the three simple and the three BLBFO setups.

A little more interesting observation relates to Table II, which cross-tabulates the configurations across two popular hosting services. These are defined according to whether at least one MX record referred to the subdomains of `outlook.com` (Microsoft) and `google.com` or `gmail.com` (Google). About 24% of the domains have specified at least one MX record pointing to these two email services. This observation is noteworthy. As could be expected, only a relatively few of the domains operating with simple setups exclusively use these two email hosting services.

#### E. Preference Values and TTLs

The preference values for MX records are specific to a given configuration; therefore, the average values for these do not provide any reliable Internet-wide insights. However, the

variance of these, among other things, reveals the prevalence of preferences for random client-side picking of the mail exchangers (cf. Subsection II-B). According to Fig. 7, which shows a histogram of the standard deviation of each  $p$  in a subset of domains with  $n_m > 1$ , about 12% of the domains have specified equal preference values. Although it is difficult to say whether this is a low or a high amount, it seems fair to remark that most of the MX-based and hybrid setups observed are fine-tuned for BLBFO instead of relying on randomization.

A further point can be made about the TTL values shown in Fig. 8. When compared to previous measurements [14], [16], most of these values are relatively large. For instance, only about one-third of these values are below 2000. Although the reliability of the TTL values is unclear due to the active measurement approach, it seems sensible to tentatively conclude that higher values are used for MX records than for A records.

#### F. Misconfigurations and Other Details

In addition to the non-unique IPs and the NXDOMAIN cases already noted in Subsection IV-B, three points can be made about potential misconfigurations and other details. First, the bright things: as much as 68% of the domains have specified a SPF entry; these were probed simply by searching the `v=spf` character string from each TXT record. This share is comparable to previous measurements [12], and email hosting services are one explanation for the increased adoption [30]. Though, interestingly, there are no differences between the configurations in this regard; both simple (69%) and BLBFO (68%) setups tend to use SPF. Second, some blatant issues are present: 970 and 125 domains have specified at least one A or AAAA record, respectively, pointing to a private network address or a local host (as defined by [31] and [32]). Although the reasons for these outliers are not well-known, a similar observation has been made also previously [20], [33], [34]. Third, the absence of PTR records for the A and AAAA records of the MX records is relatively common: about 16% and 10% of the domains have at least one IPv4 or IPv6, respectively, for which a PTR lookup fails. This observation correlates with the NXDOMAIN cases. Also this lack of PTRs has been observed in previous Internet measurements [20].

#### V. CONCLUSION

This paper surveyed the use and configuration of basic DNS-based load-balancing and fail-over setups for email delivery. To summarize the results: BLBFO setups are common; MX-based balancing seems more common than round-robin DNS; fine-tuning instead of randomization is a preferred strategy for the MX-based setups; email hosting services have pushed the adoption of BLBFO in general; and, finally, many configuration mistakes and other peculiarities are present.

A couple of limitations should be also briefly noted. The first relates to the conceptual problems (see Subsection IV-C). In other words, it is not entirely clear how the three configuration types should be defined and measured. By implication, the results are more robust when the BLBFO setups as a whole are compared to simple setups. The second problem is

closely related: as with CDNs and other large-scale network infrastructures [28], particularly the IP addresses returned for email hosting services may evolve over time. For instance, a query could return two addresses as in Fig. 2, whereas another query might return a single address or three addresses. By implication, the results regarding round-robin DNS may not be entirely reliable across all domains. A longitudinal measurement framework is required for examining this assumption.

## REFERENCES

- [1] J. B. Postel, "Simple Mail Transfer Protocol (RFC 821)," 1982, Internet Engineering Task Force (IETF). Available online in November 2019: <https://tools.ietf.org/html/rfc821>.
- [2] R. Braden, "Requirements for Internet Hosts – Application and Support (RFC 1123)," 1989, Internet Engineering Task Force (IETF). Available online in November 2019: <https://tools.ietf.org/html/rfc1123>.
- [3] J. Moon and M. Kim, "Dynamic Load Balancing Method Based on DNS for Distributed Web Systems," in *Proceedings of the 6th International Conference on Electronic Commerce and Web Technologies (EC-Web 2005), Lecture Notes in Computer Science (Volume 3590)*, K. Bauknecht, B. Pröll, and H. Werthner, Eds. Copenhagen: Springer, 2005, pp. 238–247.
- [4] R. Aitchison, *Pro DNS and Bind*. New York: Apress, 2005.
- [5] J. Pan, Y. T. Hou, and B. Li, "An Overview of DNS-Based Server Selections in Content Distribution Networks," *Computer Networks*, vol. 43, no. 6, pp. 695–711, 2003.
- [6] J. C. Klensin, "Simple Mail Transfer Protocol (RFC 5321)," 2008, Internet Engineering Task Force (IETF). Available online in November 2019: <https://tools.ietf.org/html/rfc5321>.
- [7] J. Levine and M. Delany, "A "Null MX" No Service Resource Record for Domains That Accept No Mail (RFC 7505)," 2015, Internet Engineering Task Force (IETF). Available online in November 2019: <https://tools.ietf.org/html/rfc7505>.
- [8] D. Whyte, P. C. van Oorschot, and E. Kranakis, "Addressing SMTP-Based Mass-Mailing Activity within Enterprise Networks," in *Proceedings of the 22nd Annual Computer Security Applications Conference (ACSAC 2006)*. Miami Beach: IEEE, 2006, pp. 393–402.
- [9] D. Barr, "Common DNS Operational and Configuration Errors (RFC 1912)," 1996, Internet Engineering Task Force (IETF). Available online in November 2019: <https://tools.ietf.org/html/rfc1912>.
- [10] S. Kitterman, "Sender Policy Framework (SPF) for Authorizing Use of Domains in Email, Version 1 (RFC 7208)," 2014, Internet Engineering Task Force (IETF). Available online in November 2019: <https://tools.ietf.org/html/rfc7208>.
- [11] Online Trust Alliance: An Internet Society Initiative, "2018 Online Trust Audit & Honor Roll," 2019, Available online in December: <https://www.internetsociety.org/wp-content/uploads/2019/04/2018-Online-Trust-Audit-Final-Updated.pdf>.
- [12] A. Portier, H. Carter, and C. Lever, "Security in Plain TXT: Observing the Use of DNS TXT Records in the Wild," in *Proceedings of the International Conference on Detection of Intrusions and Malware, and Vulnerability Assessment (DIMVA 2019), Lecture Notes in Computer Science (Volume 11543)*, R. Perdisci, C. Maurice, G. Giacinto, and M. Almgren, Eds. Gothenburg: Springer, 2019, pp. 374–395.
- [13] D. Thaler, R. Draves, A. Matsumoto, and T. Chown, "Default Address Selection for Internet Protocol Version 6 (IPv6) (RFC 6724)," 2012, Internet Engineering Task Force (IETF). Available online in November 2019: <https://tools.ietf.org/html/rfc6724>.
- [14] T. Callahan, M. Allman, and M. Rabinovich, "On Modern DNS Behavior and Properties," *ACM SIGCOMM Computer Communication Review*, vol. 43, no. 3, pp. 8–15, 2013.
- [15] F. Denis, "Stop Using Ridiculously Low DNS TTLs," 2019, APNIC Blog, available online in November 2019: <https://blog.apnic.net/2019/11/12/stop-using-ridiculously-low-dns-ttls/>.
- [16] G. C. M. Moura, J. Heidemann, R. de O. Schmidt, and W. Hardaker, "Cache Me If You Can: Effects of DNS Time-to-Live," in *Proceedings of the Internet Measurement Conference (IMC 2019)*. Amsterdam: ACM, 2019, pp. 101–115.
- [17] P. Foremski, O. Gasser, and G. C. M. Moura, "DNS Observatory: The Big Picture of the DNS," in *Proceedings of the Internet Measurement Conference (IMC 2019)*. Amsterdam: ACM, 2019, pp. 87–100.
- [18] J. Ruohonen, "An Empirical Survey on the Early Adoption of DNS Certification Authority Authorization," *Journal of Cyber Security Technology*, vol. 3, no. 4, pp. 205–218, 2019.
- [19] A. Kountouras, P. Kintis, C. Lever, Y. Chen, Y. Nadji, D. Dagon, M. Antonakakis, and R. Joffe, "Enabling Network Security Through Active DNS Datasets," in *Proceedings of the International Symposium on Research in Attacks, Intrusions, and Defenses (RAID 2016), Lecture Notes in Computer Science (Volume 9854)*, F. Monrose, M. Dacier, G. Blanc, and J. Garcia-Alfaro, Eds. Paris: Springer, 2016, pp. 188–208.
- [20] K. Lu, K. Dong, C. Wang, and H. Xu, "DNS Configuration Detection Model," in *Proceedings of the 2nd International Conference on Systems and Informatics (ICSAI 2014)*. Shanghai: IEEE, 2014, pp. 613–618.
- [21] S. Scheffler, S. Smith, Y. Gilad, and S. Goldberg, "The Unintended Consequences of Email Spam Prevention," in *Proceedings of the International Conference on Passive and Active Network Measurement (PAM 2018), Lecture Notes in Computer Science (Volume 10771)*, R. Beverly, G. Smaragdakis, and A. Feldmann, Eds. Berlin: Springer, pp. 158–169.
- [22] C.-C. Cheung, M.-C. Yuen, and A. Yip, "Dynamic DNS for Load Balancing," in *Proceedings of the 23rd International Conference on Distributed Computing Systems Workshops (ICDCSW 2003)*. Providence: IEEE, pp. 962–965.
- [23] T. Zimmermann, J. Rüth, B. Wolters, and O. Hohlfeld, "How HTTP/2 Pushes the Web: An Empirical Study of HTTP/2 Server Push," in *Proceedings of the IFIP Networking Conference (IFIP Networking 2017) and Workshops*. Stockholm: IEEE, 2017, pp. 1–9.
- [24] W. Rweyemamu, T. Lauinger, C. Wilson, W. Robertson, and E. Kirda, "Clustering and the Weekend Effect: Recommendations for the Use of Top Domain Lists in Security Research," in *Proceedings of the 20th International Conference on Passive and Active Network Measurement (PAM 2019), Lecture Notes in Computer Science (Volume 11419)*, D. C. M. Barcellos, Ed. Springer, 2019, pp. 161–177.
- [25] V. Bajpai and J. Schnwälder, "IPv4 versus IPv6 – Who Connects Faster?" in *Proceedings of the IFIP Networking Conference (IFIP Networking 2015)*. Toulouse: IEEE, 2015, pp. 1–9.
- [26] V. L. Pochat, T. V. Goethem, S. Tajalizadehkhooob, M. Korczyński, and W. Joosen, "Tranco: A Research-Oriented Top Sites Ranking Hardened Against Manipulation," in *Proceedings of the 26th Annual Network and Distributed System Security Symposium (NDSS 2019)*. San Diego: Internet Society, 2019, pp. 1–15, Available online in November 2019: [https://www.ndss-symposium.org/wp-content/uploads/2019/02/ndss2019\\_01B-3\\_LePochat\\_paper.pdf](https://www.ndss-symposium.org/wp-content/uploads/2019/02/ndss2019_01B-3_LePochat_paper.pdf).
- [27] Technische Universität München, "Top Lists Study," 2019, Data retrieved in November from the repository at <https://toplists.net.in.tum.de/archive/alexal>.
- [28] J. Ruohonen and V. Leppänen, "Investigating the Agility Bias in DNS Graph Mining," in *Proceedings of the 17th IEEE International Conference on Computer and Information Technology (IEEE CIT 2017)*. Helsinki: IEEE, 2017, pp. 253–260.
- [29] APNIC Labs, "Use of IPv6 for World (XA)," 2019, Available online in December 2019: <https://stats.labs.apnic.net/ipv6/XA>.
- [30] Z. Durumeric, D. Adrian, A. Mirian, J. Kasten, E. Bursztein, N. Lidzborski, K. Thomas, V. Eranti, M. Bailey, and J. A. Halderman, "Neither Snow Nor Rain Nor MITM... An Empirical Analysis of Email Delivery Security," in *Proceedings of the Internet Measurement Conference (IMC 2015)*. Tokyo: ACM, 2015, pp. 27–39.
- [31] Y. Rekhter, R. G. Moskowitz, D. Karrenberg, G. J. de Groot, and E. Lear, "Address Allocation for Private Internets (RFC 1918)," 1996, Internet Engineering Task Force (IETF). Available online in November 2019: <https://tools.ietf.org/html/rfc1918>.
- [32] R. M. Hinden and B. Haberman, "Unique Local IPv6 Unicast Addresses (RFC 4193)," 2005, Internet Engineering Task Force (IETF). Available online in November 2019: <https://tools.ietf.org/html/rfc4193>.
- [33] L. Hendriks, P.-T. de Boer, and A. Pras, "IPv6-Specific Misconfigurations in the DNS," in *Proceedings of the 13th International Conference on Network and Service Management (CNSM 2017)*. Tokyo: IEEE, pp. 1–5.
- [34] D. Plonka and P. Barford, "Context-Aware Clustering of DNS Query Traffic," in *Proceedings of the 8th ACM SIGCOMM Conference on Internet Measurement (IMC 2008)*. Vouliagmeni: ACM, 2008, pp. 217–230.