

# Adaptive Propagation Graph Convolutional Network

Indro Spinelli, *Student Member, IEEE*, Simone Scardapane, and Aurelio Uncini, *Member, IEEE*

**Abstract**—Graph convolutional networks (GCNs) are a family of neural network models that perform inference on graph data by interleaving vertex-wise operations and message-passing exchanges across nodes. Concerning the latter, two key questions arise: (i) how to design a differentiable exchange protocol (e.g., a 1-hop Laplacian smoothing in the original GCN), and (ii) how to characterize the trade-off in complexity with respect to the local updates. In this paper, we show that state-of-the-art results can be achieved by adapting the number of communication steps independently at every node. In particular, we endow each node with a halting unit (inspired by Graves’ adaptive computation time [1]) that after every exchange decides whether to continue communicating or not. We show that the proposed adaptive propagation GCN (AP-GCN) achieves superior or similar results to the best proposed models so far on a number of benchmarks, while requiring a small overhead in terms of additional parameters. We also investigate a regularization term to enforce an explicit trade-off between communication and accuracy. The code for the AP-GCN experiments is released as an open-source library.

**Index Terms**—Graph neural network, Graph data, Convolutional network, Node classification

## I. INTRODUCTION

DEEP learning has achieved remarkable success on a number of high-dimensional inputs, by properly designing architectural biases that can exploit their properties. This includes images (through convolutional filters) [2], text, biomedical sequences [3], and videos [4]. A major research question, then, is how to replicate this success on other types of data, through the implementation of novel differentiable blocks adequate to them. Among the possibilities, *graphs* represent one of the largest sources of data in the world, ranging from recommender systems [5] to biomedical applications [6], social networks [7], computer programs [8], knowledge bases [9], and many others.

In its most general form, a graph is composed by a set of vertices connected by a series of edges representing, e.g., social connections, citations, or any form of relation. Graph neural networks (GNNs) [10]–[12], then, can be designed by interleaving local operations (defined on either individual nodes or edges) with communication steps, exploiting the graph topology to combine the local outputs. These architectures can then be exploited for a variety of tasks, ranging from node classification to edge prediction and path computation.

Among the different families of GNN models proposed over the last years, graph convolutional networks (GCN) [13] have become a sort of *de facto* standard for node and graph classification, representing one of the simplest (yet efficient) building blocks in the context of graph processing. GCN are built by interleaving vertex-wise operations, implemented via a single fully-connected layer, with a communication step exploiting the so-called Laplacian matrix of the graph (see Fig. 1). In practice, a single GCN layer provides a weighted combination of information across neighbors, representing a localized 1-hop exchange of information.<sup>1</sup>

Taking the GCN layer as a fundamental building block, several research questions have received vast attention lately, most notably:

(i) how to design more effective communication protocols, able to improve the accuracy of the GCN and potentially better leverage the structure of the graph [14]–[16]; and (ii) how to trade-off the amount of local (vertex-wise) operations with the communication steps [17]. While we defer a complete overview of related works to Section II, we briefly mention two key results here. Firstly, [18] showed that the use of the Laplacian (a smoothing operator) has as consequence that repeated application of standard GCN layers tend to over-smooth the data, disallowing the possibility of naively stacking GCN layer to obtain extremely deep networks. Secondly, [17] showed that state-of-the-art results can be obtained by replacing the Laplacian communication step with a PageRank variation, as long as completely separating communication between nodes from the vertex-wise operations. We exploit both of these key results later on.

## Contributions of the paper

We note that the vast majority of proposals to improve point (i) mentioned before consists in selecting a certain maximum number of communication steps  $T$ , and iterating a simple protocol for  $T$  steps in order to diffuse the information across  $T$ -hop neighbors. In this paper, we ask the following research question: can the performance of GCN layers be improved, if the number of communication steps is allowed to vary *independently* for *each* vertex?

To answer this question, we propose a variation of GCN that we call adaptive propagation GCN (AP-GCN). In the AP-GCN (see Fig. 2) every vertex is endowed with an additional unit that outputs a value controlling whether communication should continue for another step (hence combining the information from neighbors farther away), or should stop, and the final value be kept for further processing. In order to implement this adaptive unit, we leverage previous work on adaptive computation time in recurrent neural networks [1] to design a differentiable method to learn this propagation strategy. On an extensive set of comparisons and benchmarks, we show that AP-GCN can reach state-of-the-art results, while the number of communication steps can vary significantly not only across datasets but also across individual vertexes. This is achieved with an extremely small overhead in terms of computational time and additional trainable parameters. In addition, we perform a large hyper-parameter analysis, showing that our method can provide a simple way to balance accuracy of the GCN with the number of propagation steps.

## A. Outline of the paper

The rest of the paper is structured as follows. In Section II we describe more in-depth related works from the field of GCNs and GNNs, focusing in particular on several proposals describing how to design more complex propagation steps. Then, in Section III we introduce the GCN model and the way a deep network can be composed and trained from GCN blocks. Our proposed AP-GCN is first introduced in Section IV and then tested in Section V. We conclude with some general remarks in Section VI.

## II. RELATED WORKS

GCNs belong to the class of spectral graph neural networks, which are based on graph signal processing (GSP) tools [19]–[22].

Emails: {firstname.lastname}@uniroma1.it

Authors are with the Department of Information Engineering, Electronics and Telecommunications (DIET), Sapienza University of Rome, Italy

<sup>1</sup>In the paper, we use *node* and *vertex* as synonyms, and the same for *communication* and *propagation*.

GSP allows to define a Fourier transform over graphs by exploiting the eigen-decomposition of the so-called graph Laplacian. The first application of this theory to graph NNs was in [23]. This approach, however, was both computationally heavy and not spatially localized, meaning that each node-wise update depended on the entire graph structure. Later proposals [24] showed that by properly restricting the class of filters applied in the frequency domain, one could obtain simpler formulation that were also spatially localized in the graph domain. Polynomial filters [24] can be implemented via  $T$ -hop exchanges on the graph, but they require to select *a priori* a valid  $T$  for all the vertices. The GCN, introduced in [13], showed that state-of-the-art results could be obtained even with simpler linear (i.e., 1-hop) operations. However, they failed to build deeper architectures (i.e.,  $> 2$  GCN layers) in practice.

[18] formally analyzed the properties of the GCN, showing that the difficulty of building deeper networks could depend from the over-smoothing of the data due to a repeated application of the Laplacian operator. Further analyses and the need to consider higher-order structures in GNNs were provided by [25], showing that GCNs are equivalent to the so-called 1-dimensional Weisfeiler-Leman graph isomorphism heuristic. Several recent papers have proposed to avoid some of these shortcomings by using different types of propagation methods, most notably PageRank variations [16], [17].

In this paper we explore an orthogonal idea, where we hypothesize that performance can be improved not only by modifying the existing propagation method, but by allowing each node to vary the amount of communication independently from the others, in an adaptive fashion. Jumping knowledge (JK) networks [26] and GeniePath [27] achieve something similar by exploiting an additional network aggregation component (e.g., an LSTM network) after multiple diffusion steps, however, they fail to reach state-of-the-art results [16].

Finally, we underline that we focus on GCN in this paper, but alternative models for graph neural networks have been devised, including those from [28], graph attention networks [29], graph embeddings, and others. We refer to multiple recent surveys on the topic for more information [11], [12].

### III. GRAPH CONVOLUTIONAL NEURAL NETWORKS

#### A. Graph definitions

Consider a generic undirected graph  $\mathcal{G} = (\mathcal{V}, \mathcal{E})$ , where  $\mathcal{V} = \{1, \dots, n\}$  is the set of node indexes, and  $\mathcal{V} = \{(i, j) \mid i, j \in \mathcal{V}\}$  is the set of arcs (*edges*) connecting pairs of nodes. The meaning of a single node or edge depends on the application. For example, a classic setup in text classification encodes each text as a node [13], and a citation among two texts as an arc in the corresponding graph.

Connectivity in the graph can be summarized in the adjacency matrix  $\mathbf{A} \in \{0, 1\}^{n \times n}$ . From this, we can define the diagonal degree matrix  $\mathbf{D}$  where  $D_{ii} = \sum_j A_{ij}$ , and the Laplacian matrix  $\mathbf{L} = \mathbf{D} - \mathbf{A}$ . In the context of GNNs, the Laplacian is generally used in its *normalized* form  $\hat{\mathbf{L}} = \mathbf{D}^{-1/2} \mathbf{L} \mathbf{D}^{-1/2}$ . As we will see, the Laplacian operators can be used to define (normalized) 1-hop communication protocols across the graph.

In the context of inference over graphs, we suppose that node  $i$  is endowed with a vector  $\mathbf{x}_i \in \mathbb{R}^d$  of features. For tasks of node classification [13], we also know a desired label  $y_i$  for a subset  $\mathcal{T} \subset \mathcal{V}$  of nodes, and we wish to infer the labels for the remaining nodes. Graph classification is easily handled by considering sets of graphs defined as above, with a single label associated to every graph, e.g., [6]. While we focus on node / graph classification in the rest of the paper, the techniques we introduce in the next section can further be extended by considering edge features  $\mathbf{v}_{ij}$ , global graph features [30], and applied to other tasks such as edge classification [5]. We return on this later on in Section III-C.

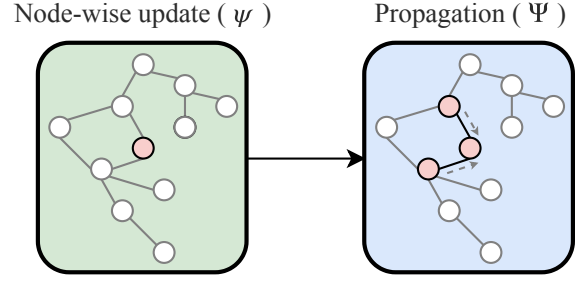


Fig. 1. Single update in a GCN. Active nodes for each step are shown in light red color.

#### B. Graph convolutional networks

The basic idea of GCNs is to combine local (node-wise) updates with suitable message passing across the graph, following the graph topology. In particular, consider the  $n \times d$  matrix  $\mathbf{X}$  collecting all node features for the entire graph. A generic GCN layer can be written as [13]:

$$\mathbf{H} = \phi(\hat{\mathbf{L}}\mathbf{X}\mathbf{W} + \mathbf{b}), \quad (1)$$

where  $\phi$  is an element-wise nonlinearity (such as the ReLU  $\phi(\cdot) = \max(0, \cdot)$ ),  $\hat{\mathbf{L}}$  is the normalized Laplacian defined above, and  $\mathbf{W}$  and  $\mathbf{b}$  are the learnable parameters of the layer. More in general, the Laplacian matrix can be renormalized in different ways (see [13]) or substituted with any appropriate shift operator defined on the graph.

The name GCN derives from an interpretation of (1) in terms of GSP [19], as described in Section II. A graph Fourier transform can be defined for the graph by considering the eigen-decomposition of the Laplacian matrix [22]. In this context, (1) can be shown to be equivalent to a graph convolution implemented with a linear filter [13]. Because its implementation requires only 1-hop exchanges across neighbours, the GCN is also an example of a message-passing neural network (MPNN) [12].

These two interpretations bring forth two classes of extensions for the basic model in (1), which we comment on to the extent that they relate to our proposed method. Firstly, under a GSP interpretation, it makes sense to substitute the linear filtering operation with a more complex filter, such as Chebyshev filters [24], rational filters [14], ARMA filters [15], and more [10]. In fact, as we described in Section II, some of these works predate the introduction of the GCN itself. Interestingly, the majority of these works require diffusion protocols going beyond simple 1-hop neighbors of every node. For example, Chebyshev filters [24] result in the following layer (omitting biases for simplicity):

$$\mathbf{H} = \phi\left(\sum_{k=1}^K T_k(\hat{\mathbf{L}})\mathbf{X}\mathbf{W}_k\right), \quad (2)$$

where  $T_k(s)$  is defined recursively as  $T_k(s) = 2sT_{k-1}(s) - T_{k-2}(s)$ , and the layer has a number of adaptable matrices  $\{\mathbf{W}_k\}_{k=1}^K$  that depend on the user-defined hyper-parameter  $K$ . Setting  $K$  corresponds to selecting a ‘depth’ for the information being propagated. For example, setting  $K = 2$  propagates information across 2-hop neighbors, while  $K = 1$  simplifies to the GCN described above. This decision, however, must be made beforehand by the user, or the parameter must be fine-tuned accordingly.

Under the more general interpretation of (1) as a MPNN, however, we are not restricted to considering filtering operations. In fact, the most general extension of (1) becomes (expressed for simplicity for a single node  $i$ ) [12]:

$$\mathbf{h}_i = \Psi(\{\psi(\mathbf{x}_j) \mid j \in \mathcal{N}_i\}), \quad (3)$$

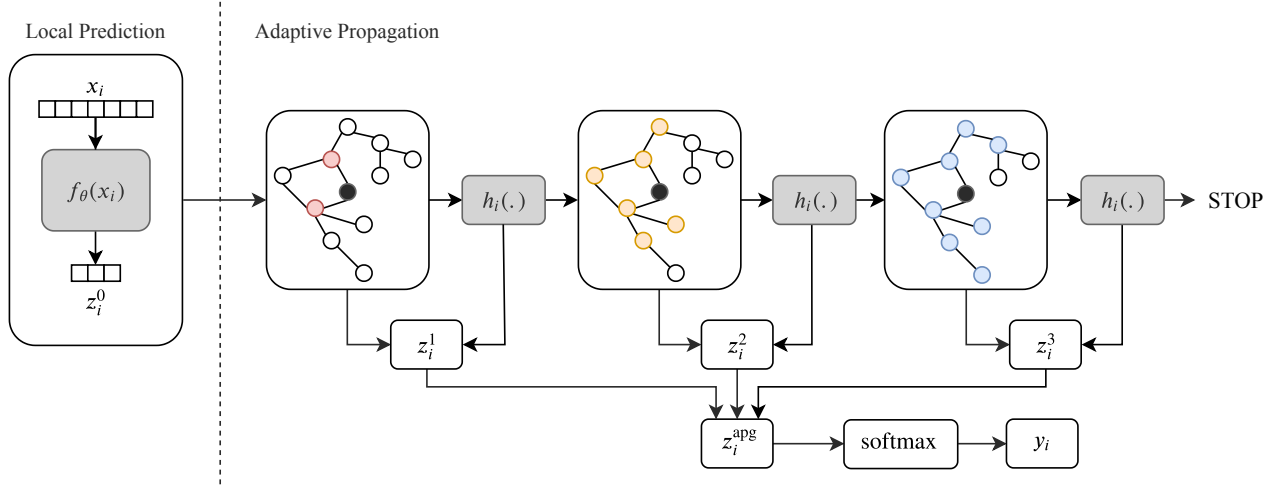


Fig. 2. Schematics of the proposed framework.

where  $\Psi$  is a permutation-invariant function,  $\psi$  a node-wise update, and  $\mathcal{N}_i$  is the inclusive neighborhood of node  $i$ . Selecting  $\psi(\mathbf{x}) = \mathbf{W}^T \mathbf{x}$  and  $\Psi(\{\psi(\mathbf{x}_i)\}) = \sum_j \hat{L}_{ij} \psi(\mathbf{x}_j)$  recovers the previous GCN formulation. More in general, both  $\Psi$  and  $\psi$  can be implemented as generic neural networks or any other differentiable mechanism. Most notably, [17] proposes the use of PageRank protocols for the propagation step to counteract the oversmoothing effect of repeated applications of the Laplacian matrix [18], although the maximum number of propagation steps must still be selected *a priori* by the user. The overall setup is shown graphically in Fig. 1.

### C. Designing and training deep GCNs

In the spirit of classical deep networks, the basic building blocks described in the previous section can be composed to design deeper architectures. For example, a network for binary classification with a single hidden layer and one output layer, both implemented according to (1), is defined by:

$$\mathbf{y} = \sigma \left( \hat{\mathbf{L}} \cdot \phi \left( \hat{\mathbf{L}} \mathbf{X} \mathbf{W} + \mathbf{b} \right) \mathbf{v} + c \right), \quad (4)$$

where the adaptable weights are  $\mathbf{W}$ ,  $\mathbf{v}$ ,  $\mathbf{b}$  and  $c$ . A more recent line of reasoning, popularized by [16], is to implement architectures in the form (3), making both  $\psi$ ,  $\Psi$  deeper networks, but without interleaving multiple node-wise and propagation steps. We follow this design principle here, as we have found it to perform better empirically.

Once a specific network  $f$  has been designed, its optimization follows the same strategies as for other deep networks. For example, for node classification (as described in Section III-A) we optimize the network with a cross-entropy loss on the known node labels:

$$f^* = \arg \min \left\{ \sum_{i \in \mathcal{T}} y_i \cdot \log(f(\mathbf{x}_i)) \right\}. \quad (5)$$

Note, however, that differently from standard neural networks, the output of  $f(\mathbf{x}_i)$  will depend on several other nodes, depending on the specific architecture. For this reason, (5) is harder to solve efficiently in a stochastic fashion [31].

## IV. PROPOSED ADAPTIVE PROPAGATION PROTOCOL

In the previous sections, we analyzed the motivation for having graph modules with complex diffusion steps across the graph. However, the vast majority of proposals has considered a single, maximum

number of communication steps that is shared for all the nodes in the graph (e.g., the number  $K$  in (2)). In this section we introduce a novel variation of GCN wherein (i) the number of communication steps is selected independently for every node, and (ii) this number is adapted and computed on-the-fly during training. To the best of our knowledge, our proposed Adaptive Propagation GCN (AP-GCN) is the only model in the literature combining these two properties.

Our AP-GCN framework is summarized in Fig. 2. Considering the notation in (3), we separate the node-wise operations  $\psi$  from the propagation step  $\Psi$ . The former is implemented with a generic NN applied on a single node  $\mathbf{z}_j = \psi(\mathbf{x}_j)$ , described on the left part of Fig. 2. This embedding is then used as the starting seed for a propagation step  $\Psi$  which is done iteratively:

$$\begin{aligned} \mathbf{z}_i^0 &= \mathbf{z}_i \\ \mathbf{z}_i^1 &= \text{propagate}(\{\mathbf{z}_j^0 \mid j \in \mathcal{N}_i\}) \\ \mathbf{z}_i^2 &= \text{propagate}(\{\mathbf{z}_j^1 \mid j \in \mathcal{N}_i\}) \\ &\dots \end{aligned}$$

Key to our proposal, the number of propagation steps depends on the index of node  $i$  and it is computed adaptively while propagating. The mechanism to implement this is inspired by the adaptive computation time in RNNs [1].

First, we endow each node with a linear binary classifier acting as a ‘halting unit’ for the propagation process. After the generic iteration  $k$  of propagation, we compute node-wise:

$$h_i^k = \sigma \left( \mathbf{Q} \mathbf{z}_i^k + q \right), \quad (6)$$

where  $\mathbf{Q}$  and  $q$  are trainable parameters. The value  $h_i^k$  describes the probability that the node should stop after the current iteration. In order to ensure that the number of propagation steps remains reasonable, following [1] we adopt two techniques. Firstly, we fix a maximum number of iterations  $T$ . Secondly, we use the running sum of the halting values to define a budget for the propagation process:

$$K_i = \min \left\{ k' : \sum_{k=1}^{k'} h_i^k \geq 1 - \epsilon \right\}, \quad (7)$$

where  $\epsilon$  is a hyper-parameter, generally set to a small value, that ensures that the process can terminate also after a single update.

TABLE I  
DATASET STATISTICS.

Dataset	Classes	Features	Nodes	Edges
Citeseer	6	3703	2110	3668
Cora-ML	7	2879	2810	7981
PubMed	3	500	19717	44324
MS-Academic	15	6805	18333	81894

Whenever  $k = K_i$ , the budget is reached and the propagation stops for node  $i$  at iteration  $k$ . The final probability is:

$$p_i^k = \begin{cases} R_i = 1 - \sum_{k=1}^{K_i-1} h_i^k & \text{if } k = K_i \text{ or } k = T \\ \sum_{k=1}^{K_i} h_i^k & \text{otherwise} \end{cases}, \quad (8)$$

The rationale for the last two steps is that the sequence  $\{p_i^k\}$  now forms a valid cumulative distribution for the halting probabilities. By exploiting it, instead of using the latest value in the propagation, we can adaptively combine the information at every time-step for free:

$$\hat{\mathbf{z}}_i = \frac{1}{K_i} \sum_{k=1}^{K_i} p_i^k \mathbf{z}_i^k + (1 - p_i^{K_i}) \mathbf{z}_i^{K_i-1}. \quad (9)$$

$\hat{\mathbf{z}}_i$  is now the final output for node  $i$ .

The number of propagation steps can be controlled by the definition of a propagation cost similarly to [1]:

$$S_i = K_i + R_i. \quad (10)$$

Denoting by  $\mathcal{L}$  the loss term in (5), this term is added to be minimized, weighed by a propagation penalty  $\alpha$ :

$$\hat{\mathcal{L}} = \mathcal{L} + \alpha \sum_{i \in \mathcal{V}} S_i. \quad (11)$$

The propagation penalty is responsible for the trade-off between computation time and accuracy. Moreover, it regulates how ‘easily’ the information spreads on the graph. In practice, the optimization of the halting unit is performed in an alternate fashion once every  $L$  steps of the main network (in our experiments,  $L = 5$ ).

## V. EXPERIMENTAL RESULTS

### A. Experimental setup

We used the same experimental setup proposed in [17] which aims to reduce experimental bias. This setup has shown that many advantages reported by recent works vanish under this statistically rigorous evaluation. The first step in this process is the subdivision in visible and invisible sets. The invisible set will serve as a test set and will be used only once to report the final performance. The visible set is subdivided in a training set with  $N$  nodes per class and an early stopping set for model selection. A validation set containing the remaining nodes of the visible set is used for hyper-parameters tuning. These splits are determined using the same 20 seeds used in [17] and each experiment is run with 5 different initialization of the weights leading to a total of 100 experiments per dataset.

The datasets, whose characteristics are summarized in Table I, are three citation graphs; Citeseer, Cora-ML, and PubMed, and a co-authorship one, MS-Academic. The nodes contain a feature vector with a bag-of-words representation. These features are normalized with an  $\ell_1$  norm and to conclude the preprocessing, which is the same for all the datasets, we select the largest connected component.

To be in line with the evaluation of [17] we use the same number of layers (2) and hidden units (64), dropout rate (0.5) on both layers and the adjacency matrix, resampled at each propagation, and Adam optimizer [32] with learning rate 0.01. We choose instead the following hyperparameters for all the datasets:  $\ell_2$  regularization

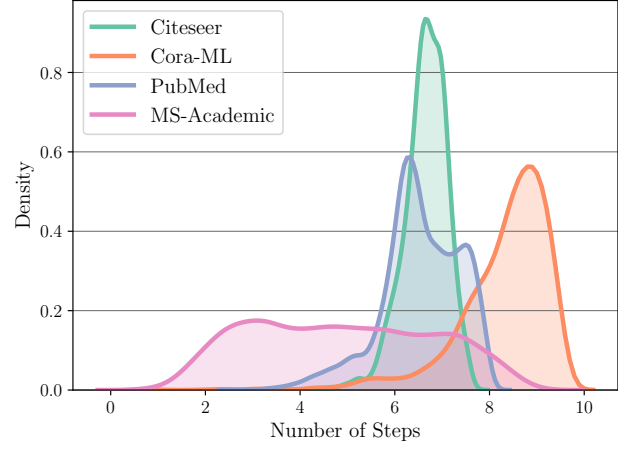


Fig. 3. Average density distribution of the maximum number of propagations  $K$  selected by AP-GCN with a fixed  $\alpha = 0.005$ .

parameter 0.008 on the weights of the first layer, maximum steps of propagation  $T = 10$ . We adapted the propagation penalty  $\alpha$ , controlling the distribution of the propagation steps, to each dataset. The average density distribution obtained with a fixed propagation penalty of 0.005 is different for all the datasets, as can be observed in Fig. 3. The code to test our proposed AP-GCN and replicate our experiments is available on the web.<sup>2</sup>

### B. Results and comparisons

In Table II we report the average accuracy when using a training set of 20 nodes per class, with uncertainties showing the 95% confidence level calculated by bootstrapping. When not indicated with the symbol (\*), the results are taken from [17]. In Fig. 4 we show the distribution of the steps selected by AP-GCN with a propagation cost of 0.02, 0.004, 0.001, 0.02 respectively for Citeseer, Cora-ML, PubMed, and MS-Academic. We included in our comparison ARMA [15], with a configuration compatible with the experimental setup. For the two smallest datasets AP-GCN outperforms its competitors. The advantage is reduced in PubMed, and disappears in MS-Academic where APPNP remains the state-of-the-art and AP-GCN is the second-best alternative closely followed by ARMA. Furthermore, AP-GCN shows a low variance, which ensures robustness to the choice of the splits and random initializations.

In Table III we report the average training time per epoch of our implementation of a subset of algorithms of Table II using the framework introduced in [33]. Due to the higher number of propagation steps, and the presence of an additional (small) layer, AP-GCN is the slowest method on the two smallest datasets. However, AP-GCN scales better to bigger dataset with respect to more complex methods like GAT [29] and ARMA [15].

### C. Sensitivity to hyper-parameters

Here we would like to inspect the sensitivity of AP-GCN to the propagation penalty  $\alpha$ . In Figure 5 we show the effect on both the average density distribution of the number of selected propagation steps and the corresponding accuracy on Cora-ML. The propagation penalty  $\alpha$  strongly affects the performances and the behaviour of AP-GCN. For  $\alpha = 0.1$  and  $\alpha = 0.05$  higher values, AP-GCN performs mostly less than 2 propagation steps. For the latter value, the performances are comparable to the GCN reported in Table II. Decreasing the value of the propagation penalty has the effect of

<sup>2</sup><https://github.com/spindro/AP-GCN>

TABLE II  
AVERAGE ACCURACY WITH UNCERTAINTIES SHOWING THE 95% CONFIDENCE LEVEL CALCULATED BY BOOT-STRAPPING.

Model	Citeseer	Cora-ML	PubMed	MS-Academic
V. GCN	73.51 $\pm$ 0.48	82.30 $\pm$ 0.34	77.65 $\pm$ 0.40	91.65 $\pm$ 0.09
GCN	75.40 $\pm$ 0.30	83.41 $\pm$ 0.34	78.68 $\pm$ 0.38	92.10 $\pm$ 0.08
N-GCN	75.40 $\pm$ 0.30	83.41 $\pm$ 0.39	78.68 $\pm$ 0.38	92.10 $\pm$ 0.11
GAT	75.39 $\pm$ 0.47	82.25 $\pm$ 0.30	77.46 $\pm$ 0.44	91.22 $\pm$ 0.11
JK	73.03 $\pm$ 0.47	82.69 $\pm$ 0.35	77.88 $\pm$ 0.38	91.71 $\pm$ 0.07
Bt.FP	73.03 $\pm$ 0.47	80.84 $\pm$ 0.37	72.94 $\pm$ 1.00	91.71 $\pm$ 0.10
PPNP	75.83 $\pm$ 0.27	85.29 $\pm$ 0.25	-	-
APNP	75.73 $\pm$ 0.30	85.09 $\pm$ 0.25	79.73 $\pm$ 0.31	<b>93.27 <math>\pm</math> 0.08</b>
ARMA*	73.56 $\pm$ 0.36	82.58 $\pm$ 0.28	76.31 $\pm$ 0.41	92.41 $\pm$ 0.07
AP-GCN*	<b>76.11 <math>\pm</math> 0.26</b>	<b>85.71 <math>\pm</math> 0.22</b>	<b>79.76 <math>\pm</math> 0.32</b>	92.53 $\pm$ 0.08

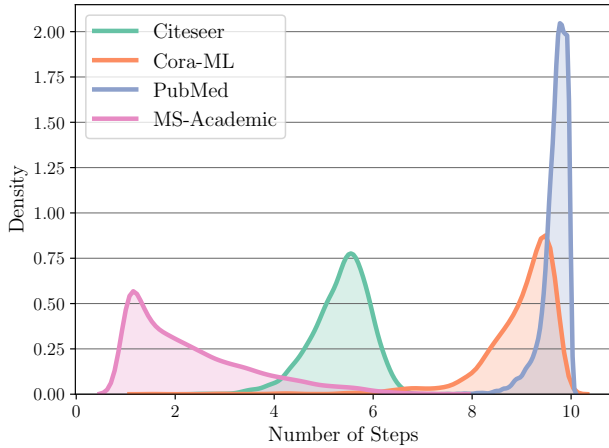


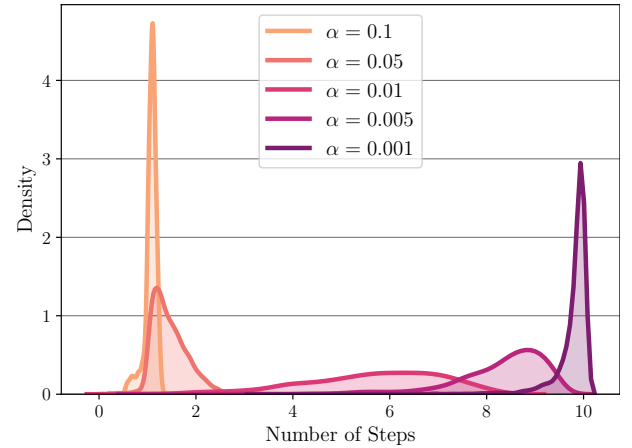
Fig. 4. Average density distribution of the maximum number of propagations  $K$  selected by AP-GCN in the evaluation associated to Table II.

TABLE III  
AVERAGE TRAINING TIME PER EPOCH (MILLISECONDS).

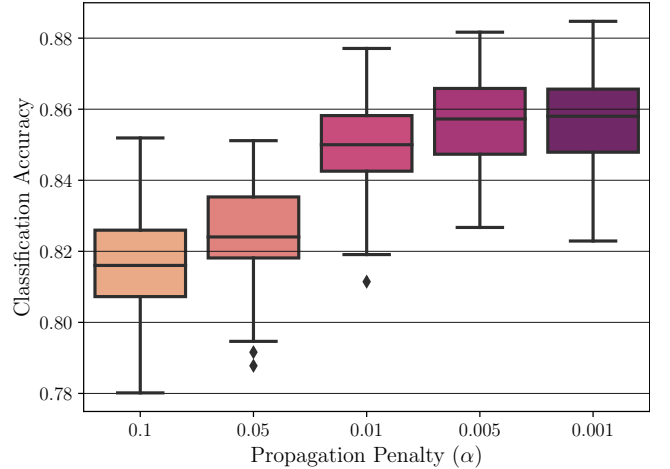
Dataset	AP-GCN	ARMA	APNP	GCN	GAT
Citeseer	32.4	25.2	19.6	8.6	11.1
Cora-ML	36.2	27.6	22.1	7.9	13.4
PubMed	42.0	51.1	23.3	16.1	45.4
MS-Academic	100.3	121.2	86.1	56.0	110.5

augmenting the receptive field of AP-GCN. This allows propagation of the information to the nodes that are far away from the labelled samples. The advantage of our method is that with the right choice of  $\alpha$  each node will choose the  $K$  that maximizes the chances of being classified correctly.

Finally, we want to analyze the performances of GCN, APPNP, and AP-GCN on Cora-ML for different dimensions of the training set. This is a crucial aspect since labelling is one of the most expensive processes in modern machine learning. Therefore a model capable of working with very few labelled samples has a great advantage over those that do not. Fig. 6(a) shows, as noticed in [17], that the higher range of APPNP and AP-GCN permits to have a great increment in performance when the label information is very sparse. The improvement of AP-GCN over APPNP, even if present for every size of the training set, behaves similarly. This suggests that a loosely labelled dataset highlights the effectiveness of a propagation protocol. In Figure 6(b) we show the variation of the average density distribution of the maximum number of propagation steps selected by AP-GCN under the different training sizes. The behaviour of AP-GCN is in line with the previous observation. The sparser the labels, the more propagation steps performed by AP-GCN, trying to spread



(a) Avg. Density



(b) Accuracy

Fig. 5. (a) Average density distribution of the maximum number of propagations  $K$  and (b) accuracy of AP-GCN on Cora-ML dataset with the propagation penalty  $\alpha$  varying in the range  $[0.1, 0.001]$ .

this information. Contrary, when the number of labelled samples increases more and more, nodes in the graph select as maximum propagation  $K < T$ , preventing the issue of over-smoothing.

## VI. CONCLUSION

In this paper we introduced the adaptive propagation graph convolutional network (AP-GCN), a variation of GCN wherein each node selects automatically the number of propagation steps performed across the graph. We showed experimentally that the method performs



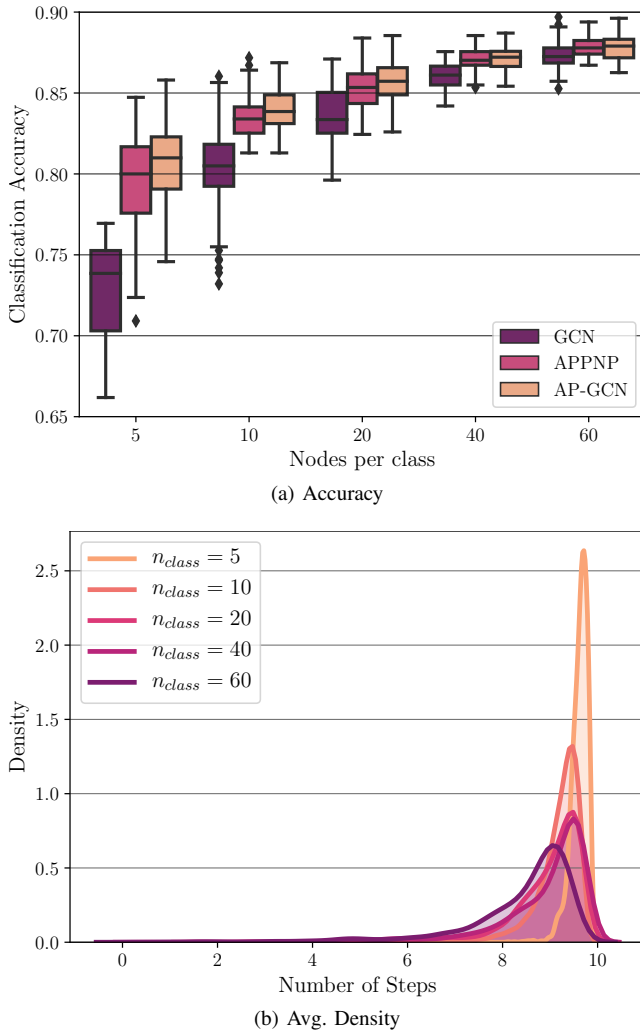


Fig. 6. (a) Accuracy of GCN, APPNP and AP-GCN for different number of labeled nodes per class on Cora-ML. (b) AP-GCN relative average density distribution of the maximum number of propagations  $K$ .

favourably or better than the state-of-the-art, and that it is robust to the training set size and the hyper-parameters selection. Future work will consider extending the ideas presented here to different types of GNNs and to tasks going beyond node classification.

#### REFERENCES

- [1] A. Graves, "Adaptive computation time for recurrent neural networks," *arXiv preprint arXiv:1603.08983*, 2016.
- [2] Y. LeCun, Y. Bengio, and G. Hinton, "Deep learning," *Nature*, vol. 521, no. 7553, pp. 436–444, 2015.
- [3] S. Webb, "Deep learning for biology," *Nature*, vol. 554, no. 7693, 2018.
- [4] Y. Aytar, C. Vondrick, and A. Torralba, "Soundnet: Learning sound representations from unlabeled video," in *Advances in Neural Information Processing Systems*, 2016, pp. 892–900.
- [5] R. v. d. Berg, T. N. Kipf, and M. Welling, "Graph convolutional matrix completion," *arXiv preprint arXiv:1706.02263*, 2017.
- [6] J. Gilmer, S. S. Schoenholz, P. F. Riley, O. Vinyals, and G. E. Dahl, "Neural message passing for quantum chemistry," in *Proc. 34th International Conference on Machine Learning (ICML)*. JMLR. org, 2017, pp. 1263–1272.
- [7] M. E. Newman, D. J. Watts, and S. H. Strogatz, "Random graph models of social networks," *Proceedings of the National Academy of Sciences*, vol. 99, no. suppl 1, pp. 2566–2572, 2002.
- [8] M. Allamanis, M. Brockschmidt, and M. Khademi, "Learning to represent programs with graphs," *arXiv preprint arXiv:1711.00740*, 2017.

- [9] M. Schlichtkrull, T. N. Kipf, P. Bloem, R. v. d. Berg, I. Titov, and M. Welling, "Modeling relational data with graph convolutional networks," *arXiv preprint arXiv:1703.06103*, 2017.
- [10] M. M. Bronstein, J. Bruna, Y. LeCun, A. Szlam, and P. Vandergheynst, "Geometric deep learning: going beyond Euclidean data," *IEEE Signal Process. Mag.*, vol. 34, no. 4, pp. 18–42, 2017.
- [11] Z. Wu, S. Pan, F. Chen, G. Long, C. Zhang, and P. S. Yu, "A comprehensive survey on graph neural networks," *arXiv preprint arXiv:1901.00596*, 2019.
- [12] D. Bacciu, F. Errica, A. Micheli, and M. Podda, "A gentle introduction to deep learning for graphs," *arXiv preprint arXiv:1912.12693*, 2019.
- [13] T. N. Kipf and M. Welling, "Semi-supervised classification with graph convolutional networks," *Proc. International Conference on Learning Representations (ICLR)*, 2017.
- [14] R. Levie, F. Monti, X. Bresson, and M. M. Bronstein, "Cayleynets: Graph convolutional neural networks with complex rational spectral filters," *IEEE Transactions on Signal Processing*, vol. 67, no. 1, pp. 97–109, 2018.
- [15] F. M. Bianchi, D. Grattarola, L. Livi, and C. Alippi, "Graph neural networks with convolutional ARMA filters," *arXiv preprint arXiv:1901.01343*, 2019.
- [16] J. Klicpera, S. Weißenberger, and S. Günnemann, "Diffusion improves graph learning," in *Advances in Neural Information Processing Systems*, 2019, pp. 13 333–13 345.
- [17] J. Klicpera, A. Bojchevski, and S. Günnemann, "Predict then propagate: Graph neural networks meet personalized pagerank," in *Proc. 2019 International Conference on Learning Representations (ICLR)*, 2019.
- [18] Q. Li, Z. Han, and X.-M. Wu, "Deeper insights into graph convolutional networks for semi-supervised learning," in *Thirty-Second AAAI Conference on Artificial Intelligence*, 2018.
- [19] A. Sandryhaila and J. M. Moura, "Big data analysis with signal processing on graphs: Representation and processing of massive data sets with irregular structure," *IEEE Signal Process. Mag.*, vol. 31, no. 5, pp. 80–90, 2014.
- [20] A. Ortega, P. Frossard, J. Kovačević, J. M. Moura, and P. Vandergheynst, "Graph signal processing: Overview, challenges, and applications," *Proceedings of the IEEE*, vol. 106, no. 5, pp. 808–828, 2018.
- [21] D. Romero, M. Ma, and G. B. Giannakis, "Kernel-based reconstruction of graph signals," *IEEE Trans. Signal Process.*, vol. 65, no. 3, pp. 764–778, 2017.
- [22] P. Di Lorenzo, S. Barbarossa, P. Banelli, and S. Sardellitti, "Adaptive least mean squares estimation of graph signals," *IEEE Trans. on Signal and Inf. Process. over Netw.*, vol. 2, no. 4, pp. 555–568, 2016.
- [23] J. Bruna, W. Zaremba, A. Szlam, and Y. Lecun, "Spectral networks and locally connected networks on graphs," in *Proc. International Conference on Learning Representations (ICLR)*, 2014.
- [24] M. Defferrard, X. Bresson, and P. Vandergheynst, "Convolutional neural networks on graphs with fast localized spectral filtering," in *Advances in Neural Information Processing Systems*, 2016, pp. 3844–3852.
- [25] C. Morris, M. Ritzert, M. Fey, W. L. Hamilton, J. E. Lenssen, G. Rattan, and M. Grohe, "Weisfeiler and leman go neural: Higher-order graph neural networks," in *Thirty-Third AAAI Conference on Artificial Intelligence*, vol. 33, 2019, pp. 4602–4609.
- [26] K. Xu, C. Li, Y. Tian, T. Sonobe, K.-i. Kawarabayashi, and S. Jegelka, "Representation learning on graphs with jumping knowledge networks," *arXiv preprint arXiv:1806.03536*, 2018.
- [27] Z. Liu, C. Chen, L. Li, J. Zhou, X. Li, L. Song, and Y. Qi, "Geniepath: Graph neural networks with adaptive receptive paths," in *Thirty-Third AAAI Conference on Artificial Intelligence*, vol. 33, 2019, pp. 4424–4431.
- [28] F. Scarselli, M. Gori, A. C. Tsoi, M. Hagenbuchner, and G. Monfardini, "The graph neural network model," *IEEE Transactions on Neural Networks*, vol. 20, no. 1, pp. 61–80, 2008.
- [29] P. Veličković, G. Cucurull, A. Casanova, A. Romero, P. Lio, and Y. Bengio, "Graph attention networks," *arXiv preprint arXiv:1710.10903*, 2017.
- [30] P. W. Battaglia, J. B. Hamrick, V. Bapst, A. Sanchez-Gonzalez, V. Zambaldi, M. Malinowski, A. Tacchetti, D. Raposo, A. Santoro, R. Faulkner *et al.*, "Relational inductive biases, deep learning, and graph networks," *arXiv preprint arXiv:1806.01261*, 2018.
- [31] R. Sato, M. Yamada, and H. Kashima, "Constant time graph neural networks," *arXiv preprint arXiv:1901.07868*, 2019.
- [32] D. P. Kingma and J. Ba, "Adam: A method for stochastic optimization," in *Proc. 3rd International Conference for Learning Representations (ICLR)*, 2014.
- [33] M. Fey and J. E. Lenssen, "Fast graph representation learning with PyTorch Geometric," in *ICLR Workshop on Representation Learning on Graphs and Manifolds*, 2019.