

# Fast and Stable Adversarial Training through Noise Injection

Leo Schwinn  
Björn Eskofier

Friedrich-Alexander-Universität Erlangen-Nürnberg (FAU)

## Abstract

Adversarial training is the most successful empirical method, to increase the robustness of neural networks against adversarial attacks yet. Unfortunately, this higher robustness is accompanied by considerably higher computational complexity. To date, only adversarial training with expensive multi-step adversarial attacks like Projected Gradient Descent (PGD) proved effective against equally strong attacks. In this paper, we present two ideas that combined enable adversarial training with the computationally less expensive Fast Gradient Sign Method (FGSM). First, we add uniform noise to the initial data point of the FGSM attack, which creates a wider variety of stronger adversaries. Further, we add a learnable regularization step prior to the neural network called Stochastic Augmentation Layer (SAL). Inputs propagated through the SAL are resampled from a Gaussian distribution. The randomness of the resampling at inference time makes it more complicated for the attacker to construct an adversarial example since the outcome of the model is not known in advance. We show that noise injection in conjunction with FGSM adversarial training achieves comparable results to adversarial training with PGD while being orders of magnitude faster. Moreover, we show superior results in comparison to PGD-based training when combining noise injection and SAL.

## 1 Introduction

Deep learning has led to breakthroughs in various fields, such as computer vision [Krizhevsky *et al.*, 2012], language processing [van den Oord *et al.*, 2016], and reinforcement learning [Mnih *et al.*, 2013]. However, the deployment of deep learning models in real-world applications is currently limited by their vulnerability to small adversarial perturbations. Their approximation ability [Hornik *et al.*, 1989] comes with hard interpretability and counter-intuitive properties [Szegedy *et al.*, 2014]. It has been shown that small perturbations to the input of a neural network can lead to misclassification [Szegedy *et al.*, 2014]. These perturbations are found with optimization methods and are called adversarial examples

[Szegedy *et al.*, 2014]. The magnitude of these perturbations is generally bounded by a value  $\epsilon$  for a given norm (e.g.,  $l_\infty$ ,  $l_2$ ) [Goodfellow *et al.*, 2015]. Thereby, it is guaranteed that the perturbation is in a reasonable range, and the actual class label is unchanged.

Making neural networks robust to adversarial examples is still an unsolved problem. In a constant challenge between new adversarial attacks and defenses, most of the proposed defenses have shown to be ineffective [Xie *et al.*, 2017; Uesato *et al.*, 2018]. One particularly successful approach to increase the adversarial robustness of a model is adversarial training [Goodfellow *et al.*, 2015]. This method augments the training data with adversarial examples until the model learns to classify them correctly. Here, the robustness of the model against adversarial attacks is strongly dependent on the adversarial attack used to train the model. In the past, mainly computational expensive multi-step adversarial attacks such as Projected Gradient Descent (PGD), have been proven effective for adversarial training [Madry *et al.*, 2018]. Less expensive one-step attacks, such as the Fast Gradient Sign Method (FGSM), have shown to be insufficient [Kurakin *et al.*, 2018], providing no adversarial robustness against stronger attacks.

In this paper, we propose a method that involves two successive steps, that combined enable fast and stable adversarial training based on the FGSM attack. First, we aim to find stronger perturbations with the FGSM attack by adding noise in the range of the adversarial perturbation to the initial data point. Since the perturbation budget of the adversarial attack is limited around the noisy data point rather than the original, a wider variety of adversaries is generated. In turn, the network is less likely to overfit to the FGSM attack. Secondly, we improve the adversarial robustness of a neural network by including a learnable data augmentation process called Stochastic Augmentation Layer (SAL). The SAL resamples the input features of a neural network from a Gaussian distribution before passing them to the next layer. The mean vector of this distribution is given by the input features, and the variance is calculated by the SAL. In the resampling process, the adversarial perturbation is weakened, which improves the robustness of the model and increases the stability of FGSM-based training. We utilize the reparameterization trick to update the parameters of the SAL through backpropagation along with the other parameters of the neural network.

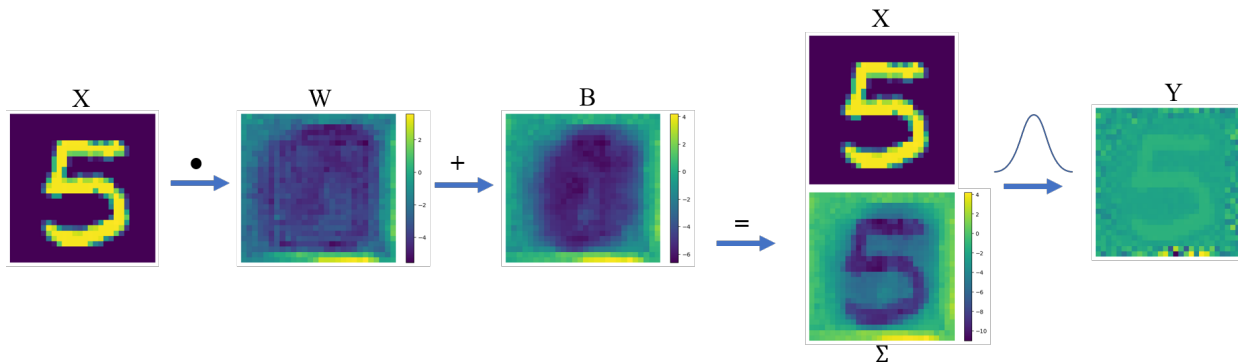


Figure 1: Example of an input image  $X$  from the MNIST dataset, the biases  $B$  and weights  $W$  learned by the SAL, and the respective variance  $\Sigma$  calculated for  $X$ . The output image  $Y$  is obtained by drawing pixel values from a Gaussian distribution according to Equation 3.

The contributions of this paper are the following:

- We find that adversarial training using a standard implementation of FGSM gives competitive results when noise in the range of the adversarial perturbation is injected during the training process. This makes adversarial training orders of magnitude faster compared to training with the PGD method.
- We propose a form of learnable data augmentation called Stochastic Augmentation Layer, which prevents overfitting of FGSM-based training and increases the adversarial robustness of neural networks. Further, we show that it acts as a regularization method that can be applied independently from adversarial training.

## 2 Related Work

With the Fast Gradient Sign Method (FGSM), [Goodfellow *et al.*, 2015] proposed an efficient way to construct adversarial examples with one gradient step and used them for the first iteration of adversarial training. In subsequent work, variants of the FGSM have been developed, which find stronger adversaries by making multiple smaller gradient decent steps [Kurakin *et al.*, 2016; Madry *et al.*, 2018]. Networks trained with FGSM adversarial training proved to be vulnerable to those attacks, which made FGSM-based training insufficient, whereas the multi-step Projected Gradient Descent (PGD) method introduced by [Madry *et al.*, 2018] showed to be an effective way of training robust neural networks against multi-step attacks. However, the computational complexity of PGD training is orders of magnitudes higher depending on the number of steps used to find the optimal perturbation.

To circumvent the increased computational complexity of PGD training, recent work tried to make FGSM-based training feasible. [Kurakin *et al.*, 2018] showed that curvature artifacts around the original data point can mask the true gradient direction, which prevents the FGSM attack from finding a use full perturbation. Their modification of the FGSM called R+FGSM partially solved this problem by randomly initializing the starting point within a hypercube in the perturbation budget. Yet, their method only provided little robustness against multi-step attacks. [Wong *et al.*, 2020] improved

upon this idea by choosing a random starting point within the whole perturbation budget. This enabled adversarial training with FGSM to achieve competitive adversarial robustness compared to PGD-based training. Nevertheless, their approach only works with specific step sizes of the FGSM attack and is sensitive to the network architecture. Further, it can lead to sudden overfitting to the FGSM attack and needs an early stopping routine that monitors the accuracy against PGD attacks. We will call this approach RFGSM in the following.

In addition to adversarial training, a variety of other defense measures have been proposed. An important branch of these methods uses random perturbations to weaken the effect of adversarial attacks [Araujo *et al.*, 2019; He *et al.*, 2019]. Most of them are based on noise injection, where noise from the same Gaussian distribution is added to each feature in a layer. The parameters of the distribution were either tuneable hyperparameters [Liu *et al.*, 2018] or learned with backpropagation [Araujo *et al.*, 2019; He *et al.*, 2019]. Intuitively, the presence of noise at the inference time of the neural network makes it more complicated to design an adversarial example, as the attacker does not know the specific noise when generating the adversarial perturbation. This intuition is supported by theoretical work. [Matsuoka, 1992] showed that injecting noise during the training phase of a neural network reduces the sensitivity of the network to small input perturbations. Furthermore, [Pinot *et al.*, 2019] showed that noise injection from an exponential family increases the adversarial robustness of neural networks.

## 3 Adversarial Attacks

Constructing an adversarial perturbation  $r$  can be described by the following optimization problem:

$$\max_r \mathcal{L}(F_\theta(X + r), Y) \quad \text{with} \quad (1)$$

$$\|r\|_p \leq \epsilon$$

where  $X$  and  $Y$  are pairs of samples in a classification task,  $\mathcal{L}$  is a suitable loss function (e.g., categorical cross-entropy), and  $F_\theta$  is a neural network parameterized by  $\theta$ . The manner

in which the perturbation  $r$  is found depends on the specific type of adversarial attack. The biggest group of adversarial attacks is gradient-based. These attacks exploit the gradient information of models to construct the optimal adversarial perturbation. The gradient information can be either taken by the model itself (white-box attack) or by a similar model (black-box attack). The black-box attack can be used if the target model is obfuscating its gradients, and the attack is dependent on the gradient information. Nevertheless, it can not be guaranteed that the gradient information of the black-box model is useful for generating adversarial examples for the target model. Alternatively, a gradient-free method like Simultaneous Perturbation Stochastic Approximation (SPSA) can be used, to confirm that the target model is not achieving adversarial robustness through gradient obfuscation [Uesato *et al.*, 2018]. SPSA approximates the gradient numerically by searching in multiple random directions for the steepest descent and is, therefore, independent on the gradient information of the model. Regardless of the method, adversarial examples are always limited in their magnitude by a given norm (e.g.,  $L_p$ ). This ensures that the adversarial example still reflects the original class. Adversarial attacks are additionally grouped by their goal. The latter can either consist in causing any kind of misclassification (untargeted) or in causing the model to predict a particular target class (targeted).

## 4 Noise Augmented Adversarial Training

Current research by [Wong *et al.*, 2020] showed that adversarial robustness against PGD attacks can be achieved with RFGSM-based training with only small adjustments made to the initial FGSM formulation. We propose a similar idea and augment the training data with uniform noise before applying the FGSM attack. In comparison to the method proposed in [Wong *et al.*, 2020], FGSM with noise injection can generate stronger adversaries since the attacks are bounded not by the original value but rather by the noisy input. The injected noise moves the perturbation boundary of the FGSM attack, which leads to a larger variety of adversarial examples. In turn, the network is less likely to overfit to the FGSM attack. The difference between vanilla FGSM, R+FGSM, RFGSM, and our method is summarized in Figure 2. For the sake of simplicity, we will call FGSM-based training with noise injection noisy FGSM in the following.

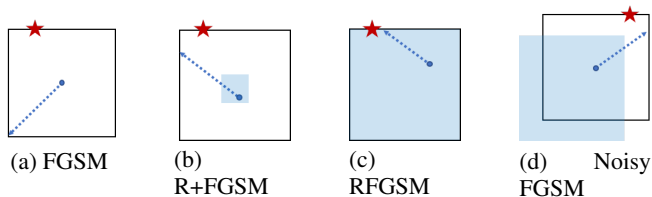


Figure 2: Simplified illustration of the difference between FGSM, R+FGSM, RFGSM, and the proposed noisy FGSM. The potential starting point of the attack (blue dot) is given by the light blue region. The gradient direction of the FGSM is shown by a dotted line and the optimal adversarial perturbation by a star at the adversarial perturbation limit (solid black line).

## 5 Stochastic Augmentation Layer

To prevent the network from overfitting against the FGSM attack, we introduce a learnable data augmentation process called Stochastic Augmentation Layer (SAL) that can be included in any neural network. Let us consider  $X_i \in \mathbb{R}^n$  as the  $i^{\text{th}}$  sample of the input distribution  $X$  described by its features  $(x_{i,1}, x_{i,2}, \dots, x_{i,J})$ . The SAL learns weights  $W = (w_1, w_2, \dots, w_J)$  and biases  $B = (b_1, b_2, \dots, b_J)$  for every input feature and uses them to calculate the variance  $\Sigma_i$  for the respective input according to Equation 2. With the calculated variance, the output of the SAL  $Y_i$  is computed by sampling new values for each feature from a Gaussian distribution  $\mathcal{N}(0, 1)$  with zero mean and unit variance, as shown in Equation 3.

$$\Sigma_i = X_i \cdot W + B \quad (2)$$

$$Y_i = X_i + \mathcal{N}(0, 1) \cdot \exp \frac{\Sigma_i}{2} \quad (3)$$

The functionality of the SAL is illustrated in Figure 1. The reparameterization trick enables the network to update the weights and biases of the SAL with backpropagation along with the other layers [Kingma and Welling, 2014]. Contrary to prior approaches [Araujo *et al.*, 2019] [Liu *et al.*, 2018] [He *et al.*, 2019] we learn a variance for every feature of the input with the SAL, instead of applying identical Gaussian noise to the features. Unlike the method proposed by [Araujo *et al.*, 2019], our method can be used as a regularization method apart from adversarial training with the regular categorical cross-entropy loss function. Note that [Athalye *et al.*, 2018] showed that architectures that apply a random transformation to the input during inference time should be evaluated with regard to the expectation of their output. The reparameterization trick makes the Monte Carlo estimate of the expectation of the output of the SAL differentiable. This allows us to correctly compute the adversarial attack with respect to the expectation of the sampling procedure. The SAL can be easily implemented in any common Deep Learning framework by following equations 2 and 3.

## 6 Experiments

### 6.1 Evaluation

The objective of the experiments is to evaluate if noisy FGSM-based training leads to robust neural networks, and if the SAL further improves this robustness. Additionally, it is investigated if the SAL prohibits neural networks from overfitting to the FGSM attack during the training. This objective was accomplished by training pairs of nearly identical models, the only difference being that the SAL is added before one model as an additional first layer. These models were trained with the noisy FGSM approach and for comparison, also with the RFGSM approach presented by [Wong *et al.*, 2020]. The effective robustness of these model pairs was then evaluated against three different adversarial attacks (PGD, SPSA, FGSM). Whereby the effective robustness of a neural network can be defined as the lowest accuracy against any adversarial attack [Uesato *et al.*, 2018]. Furthermore, to

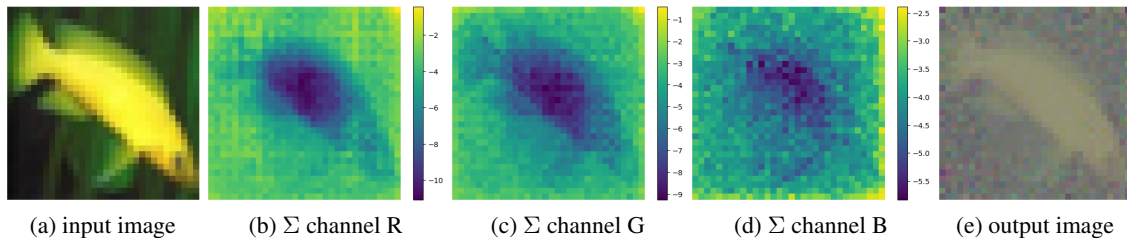


Figure 3: Example of an input image from the CIFAR100 dataset, the respective variance  $\Sigma$  learned by the SAL for all color channels and the output image after drawing pixel values from a Gaussian distribution according to Equation 3. The background of the image gets lost to noise, while only the object of interest is still visible.

increase the validity of the experiments, we train each model with five repeats of two-fold cross-validation as proposed by [Dietterich, 1998] and apply the correct resampled t-test introduced by [Nadeau and Bengio, 2000], to evaluate if the robustness differences of the model pairs are significant ( $\alpha = 0.003$ ). Nevertheless, the adversarial robustness of a model can currently not be ensured for every possible attack. There might be optimization strategies that lead to stronger adversaries and break the models. The SAL is released alongside this paper to encourage other researchers to evaluate our approach independently.

Besides, we evaluate if the proposed method can also be used as a regularization technique. Since the SAL is adding noise to the input by sampling with independently trained variances for every pixel value, it can be regarded as a form of learnable data augmentation. We evaluated the regularization properties of the SAL for three different ResNet-v2 architectures [He *et al.*, 2016] with an increasing amount of parameters. In addition to the clean accuracy of the model, the accuracy of noisy and adversarial examples is reported. For this experiment, the predefined training and test sets of CIFAR100 were used, and the test accuracy was evaluated for a single training run due to time constraints.

## 6.2 Data

Four different datasets were used to evaluate the adversarial robustness of the different models (MNIST [LeCun *et al.*, 1998], Fashion-MNIST [Xiao *et al.*, 2017], CIFAR10, CIFAR100 [Krizhevsky, 2009]). All the datasets contain images, where the goal is to classify the images according to their labels. The MNIST dataset is mainly considered a toy datasets since a trivial classifier such as K-Nearest-Neighbour (KNN) can achieve 95% accuracy on the clean dataset [LeCun *et al.*, 1998]. However, no adversarial robust neural network architecture has been proposed for the MNIST dataset yet. Thus, MNIST can be considered a non-trivial example in the adversarial case [Schott *et al.*, 2019]. Similar arguments can be made for Fashion-MNIST, where the classification task is slightly more complicated, as it contains more intricate patterns. In order to show that the approach generalized also to even more complicated classification tasks, CIFAR10 and CIFAR100 are additionally included in the experiments. Data from the CIFAR datasets were normalized between zero and one. For testing the regularization properties of the SAL, we use only the CIFAR100 dataset, since it

has the highest complexity of the described datasets.

## 6.3 Adversarial Attack Parameters

White-box attacks lead to stronger adversarial examples and are, in consequence, applied in preference to black-box attacks. Since the transferability of black-box attacks can not be guaranteed, we test the models against gradient obfuscation with the gradient-free SPSA attack. All attacks are untargeted and are considered successful if the input is misclassified. We use the often-used  $l_\infty$  norm to restrict the magnitude of the adversarial attacks in all experiments. The adversarial perturbation budget was chosen to be 0.3 for MNIST and 0.03 for CIFAR according to prior experiments in the literature [Madry *et al.*, 2018]. We used 50 gradient steps for the PGD attack and ensured that we could reach every point in the  $\epsilon$ -ball with a step size of  $2 \cdot \epsilon/50$ . One hundred steps were used for the SPSA attack.

## 6.4 Model and Training Parameters

We trained four different models in our experiments. Firstly, a small CNN architecture, consisting of two convolutions followed by a fully-connected layer suitable for the simpler MNIST and Fashion-MNIST datasets. In addition, three different residual models were used for the more complicated CIFAR10 and CIFAR100 datasets. Residual models like ResNet52 [He *et al.*, 2016], have been used for adversarial benchmarks in prior literature [Madry *et al.*, 2018], and hence provide a robust baseline for comparison. A cyclic learning rate [Smith, 2017] was used together with the ADAM optimizer ( $\beta_1 = 0.9$ ,  $\beta_2 = 0.999$ ) [Kingma and Ba, 2014] to achieve a faster training time. The learning rate bounds were estimated by linearly increasing the learning rate of each individual network for a few epochs, as suggested by [Smith, 2017]. All models were optimized to an overfitting point, and the checkpoint with the lowest adversarial validation loss was chosen for testing. The batch size was kept at 100 for all experiments.

## 7 Results

The results of the experiments described in Section 6.1 are reported below. In the first part, the impact of noisy FGSM training and the SAL on the adversarial robustness of neural networks is presented. In the second part, the regularization properties of the SAL whilst training on clean data are shown.

Models	Clean	SPSA	FGSM	PGD	Clean	SPSA	FGSM	PGD
CIFAR100 (ResNet29) + SAL	52 $\pm$ 0 44 $\pm$ 0	36 $\pm$ 2 36 $\pm$ 3	44 $\pm$ 0 38 $\pm$ 0	<b>34*</b> $\pm$ 0 <b>35*</b> $\pm$ 0	53 $\pm$ 0 43 $\pm$ 0	36 $\pm$ 3 38 $\pm$ 2	44 $\pm$ 0 38 $\pm$ 0	<b>33*</b> $\pm$ 0 <b>36*</b> $\pm$ 0
CIFAR100 (ResNet11) + SAL	47 $\pm$ 0 41 $\pm$ 1	34 $\pm$ 3 38 $\pm$ 4	40 $\pm$ 0 35 $\pm$ 0	<b>30*</b> $\pm$ 0 <b>33*</b> $\pm$ 1	48 $\pm$ 0 40 $\pm$ 1	35 $\pm$ 3 37 $\pm$ 3	40 $\pm$ 0 35 $\pm$ 0	<b>29*</b> $\pm$ 1 <b>33*</b> $\pm$ 1
CIFAR10 (ResNet11) + SAL	75 $\pm$ 0 68 $\pm$ 0	58 $\pm$ 3 63 $\pm$ 1	68 $\pm$ 0 62 $\pm$ 0	<b>52*</b> $\pm$ 0 <b>60*</b> $\pm$ 0	77 $\pm$ 1 66 $\pm$ 0	53 $\pm$ 3 65 $\pm$ 2	67 $\pm$ 0 61 $\pm$ 0	<b>50*</b> $\pm$ 0 <b>59*</b> $\pm$ 0
Fashion-MNIST (Small CNN) + SAL	83 $\pm$ 1 80 $\pm$ 0	<b>34</b> $\pm$ 8 45 $\pm$ 3	82 $\pm$ 2 74 $\pm$ 1	46 $\pm$ 9 <b>39</b> $\pm$ 2	85 $\pm$ 0 82 $\pm$ 0	<b>3*</b> $\pm$ 2 57 $\pm$ 3	83 $\pm$ 1 78 $\pm$ 0	63 $\pm$ 5 <b>54*</b> $\pm$ 1
MNIST (Small CNN) + SAL	98 $\pm$ 0 98 $\pm$ 0	66 $\pm$ 28 79 $\pm$ 1	93 $\pm$ 11 94 $\pm$ 1	<b>61</b> $\pm$ 25 <b>70</b> $\pm$ 7	98 $\pm$ 0 98 $\pm$ 0	54 $\pm$ 36 77 $\pm$ 1	96 $\pm$ 4 94 $\pm$ 0	<b>54</b> $\pm$ 11 <b>73</b> $\pm$ 3

(a) RFGSM

(b) Noisy FGSM

Table 1: Accuracy mean and standard deviation in percent for various configurations, with and without the stochastic augmentation layer as the first layer. Sub-tables (a) and (b) show RFGSM training and FGSM training with noise injection, respectively. The adversarial attacks were bounded by  $\epsilon = 0.3$  for the MNIST datasets and  $\epsilon = 0.03$  for CIFAR datasets. Data from CIFAR10 and CIFAR100 are normalized between zero and one. The effective adversarial robustness of a model (lowest accuracy against any of the attack) is shown with a bold font in (a) and (b). Significant differences ( $\alpha = 0.003$ ) between the effective robustness with and without the SAL are highlighted with a star (\*). Adversarial robustness without the SAL is in some cases achieved through gradient obfuscation as seen by the low robustness against SPSA attacks.

## 7.1 Adversarial Robustness

The evaluation of the adversarial robustness for all configurations is given in Table 1. Table 1a presents RFGSM adversarial training, where the starting point is randomly initialized according to [Wong *et al.*, 2020]. Our approach, given in Table 1b, uses a standard implementation of FGSM but adds uniform noise in the magnitude of the adversarial perturbation to the input. Within each approach, the effect of adding the SAL as a front-end to a model is analyzed. For both approaches, the sole training with RFGSM or noisy FGSM resulted in overfitting to the FGSM attack for the Fashion-MNIST dataset. This can be exploited by gradient-free attacks such as SPSA, resulting in no real adversarial robustness. In some cases, this effect could also be observed for models trained on the MNIST dataset, which can be seen by the high standard deviation of the mean SPSA accuracy. Networks, which included the SAL were not affected by overfitting. Furthermore, higher effective adversarial robustness was achieved in all cases with the SAL, with significant differences in seven out of ten cases. The clean accuracies of the models were slightly higher without the SAL in nearly all experiments. Significant differences between the clean accuracies of the model pairs were not reported, as the focus of this paper is set on adversarial robustness. The two FGSM training procedures achieved comparable results. In an additional experiment, we compared the robustness achieved with PGD training by [Madry *et al.*, 2018] (46% accuracy) on the CIFAR10 dataset to our approach and achieved a mean accuracy of 62% over ten runs. For this experiment, we used the same predefined train-test split of the CIFAR10 dataset. Note that their approach used a weaker PGD attack with 20 instead of 50 steps with the same perturbation budget  $\epsilon$ .

Figures 1 and 3 exemplify by which manner the adversarial robustness is improved. Models trained with the SAL

learn weights that lead to small variances in foreground regions and high variances in background regions. Thus, effectively blocking adversarial attacks that target image regions that should be irrelevant for the classification. Initial experiments conducted on MNIST, where the SAL was used not only before the first layer but also multiple times throughout the network, gave similar results. Since using the SAL only at the beginning of the neural network has the lowest computational complexity, only results following this approach were reported.

## 7.2 Regularization

The regularization properties of the SAL are summarized in the table 2. With clean and noisy training data, the performance of all models was improved by the SAL. Models trained with clean training data showed hardly any effective adversarial robustness. The results indicate that the models have noisy or uninformative gradient information since the SPSA attack showed the lowest accuracy. With noisy training data, the best models with and without the SAL achieved 23% and 8% adversarial accuracy, respectively. The SAL learned similar weights when trained on clean data compared to adversarial data.

## 8 Discussion

With adversarial training, there exists an established method to make neural networks more robust against adversarial attacks. Nevertheless, this approach has been limited by the additional computational effort involved in training with strong adversarial attacks like PGD. We show that training with FGSM and additional input noise can lead to similar robustness. Depending on the step count of the PGD attack, this can reduce the training time by orders of magnitude. We did not

Data		ResNet11	ResNet20	ResNet29	ResNet11	ResNet20	ResNet29
Unmodified	Clean	34	47	51	27	33	38
		+ SAL	44	53	58	33	47
Unmodified	Noisy	8	11	14	32	38	42
		+ SAL	16	27	28	40	46
Unmodified	SPSA	0	1	0	8	1	0
		+ SAL	1	2	4	32	14
Unmodified	FGSM	20	26	29	17	20	24
		+ SAL	27	31	36	26	31
Unmodified	PGD	16	20	24	18	21	26
		+ SAL	18	26	28	23	26

(a) Clean training

(b) Noisy training

Table 2: Accuracy in percent on CIFAR100 for various forms of data augmentation (Clean, Noisy, SPSA, FGSM, PGD). The comparison of clean training (a) and training with additional uniform input noise in the range of  $-0.15$  to  $0.15$  (b) is shown. The results are given with and without the stochastic augmentation layer as first layer. It is observed that the models trained on noisy data tend to overfit to the input noise, achieving higher accuracy on noisy than on clean data. Furthermore, adding the SAL improved the accuracy in all cases whether noise was injected during the training time or not.

observe a considerable difference between the performance of our approach and the FGSM-based training proposed by [Wong *et al.*, 2020]. Nevertheless, our method has the benefit that it works with a standard implementation of the FGSM attack and is, therefore, easier to implement. However, both methods can lead to drastic overfitting to the FGSM attack. This results in no adversarial robustness against gradient-free methods such as SPSA. We proposed a solution to this problem with the SAL and achieved significantly higher adversarial robustness by using the SAL as a front-end of our neural networks. We argue that the additional resampling of the input during training time increases the variety of the input and makes the network less likely to overfit. Furthermore, during the inference time of the network, the random resampling makes it harder for the attacker to construct an adversarial sample since the precise outcome of the network is not known in advance.

Additional experiments with different model sizes showed that the SAL can also be used as a regularization technique. Contrary to Variational Autoencoders, no Kullback-Leibler-Divergence loss is used to push the variances computed by the SAL in a certain direction. Intuitively, the SAL could learn high negative weights and biases for all features, which would lead to a zero variance in the output. As a result, the SAL would not change its inputs by the resampling step, and the network would be able to minimize the training loss. We argue that most pixels in an image do not contribute to the classification. Thus, only small gradients are obtained for the corresponding features in the SAL, and their value remains relatively unchanged. The regions where the object of interest is located contribute primarily to the classification loss and produce larger gradient values. We observe this behavior in our experiments, as seen in Figures 1 and 3. In return, the network must focus on the crucial aspects of each image, since background information is partially lost by noise generated as a result of the resampling process.

Yet, the weights of the SAL in Figures 1 and 3 are determined by the fact that the objects of interest are located in the middle of the image. This leads to low variances in the center of the image. Consequently, the SAL would be rendered ineffective if the relative position of an object were to change. That said, in many datasets, such as the ones used in this paper or the popular imagenet dataset, the objects of interest are found in the center of the image. Further, the problem could be solved by a more complicated calculation of the variance before sampling. One possible approach would be to calculate the variance with another neural network. This way, the context of the pixels could be taken into account, whereas the current method only considered the relative position of the pixels. Our experiments indicate that our approach enables stable FGSM-based adversarial training, and can even outperform PGD-based training. We assume that the increase in performance and stability will make it easier to deploy robust neural networks in industry applications. Furthermore, we hope that researchers who rely on adversarial training will be able to use the increased performance of our method to accelerate their research.

## References

- [Araujo *et al.*, 2019] Alexandre Araujo, Rafael Pinot, Benjamin Negrevergne, Laurent Meunier, Yann Chevaleyre, Florian Yger, and Jamal Atif. Robust neural networks using randomized adversarial training. *arXiv preprint arXiv:1903.10219*, 2019.
- [Athalye *et al.*, 2018] Anish Athalye, Logan Engstrom, Andrew Ilyas, and Kwok Kevin. Synthesizing robust adversarial examples. In *International Conference on Machine Learning, ICML*, volume 1, pages 449–468, 2018.
- [Dietterich, 1998] Thomas G Dietterich. Approximate statistical tests for comparing supervised classification learning algorithms. *Neural computation*, 10(7):1895–1923, 1998.

- [Goodfellow *et al.*, 2015] Ian Goodfellow, Jonathon Shlens, and Christian Szegedy. Explaining and harnessing adversarial examples. In *International Conference on Learning Representations, ICLR*, 2015.
- [He *et al.*, 2016] Kaiming He, Xiangyu Zhang, Shaoqing Ren, and Jian Sun. Deep Residual Learning for Image Recognition. In *Computer Vision and Pattern Recognition, CVPR*, pages 770–778, 2016.
- [He *et al.*, 2019] Zhezhi He, Adnan Siraj Rakin, and Deliang Fan. Parametric noise injection: Trainable randomness to improve deep neural network robustness against adversarial attack. In *Computer Vision and Pattern Recognition, CVPR*, pages 588–597, 2019.
- [Hornik *et al.*, 1989] Kurt Hornik, Maxwell Stinchcombe, and Halbert White. Multilayer feedforward networks are universal approximators. *Neural Networks*, 2(5):359–366, 1989.
- [Kingma and Ba, 2014] Diederik P Kingma and Jimmy Ba. Adam: A method for stochastic optimization. *arXiv preprint arXiv:1412.6980*, 2014.
- [Kingma and Welling, 2014] Diederik P. Kingma and Max Welling. Auto-encoding variational bayes. In *International Conference on Learning Representations, ICLR*, 2014.
- [Krizhevsky *et al.*, 2012] Alex Krizhevsky, Ilya Sutskever, and Geoffrey E Hinton. ImageNet Classification with Deep Convolutional Neural Networks. In *Advances in Neural Information Processing Systems, NeurIPS*, 2012.
- [Krizhevsky, 2009] Alex Krizhevsky. Learning multiple layers of features from tiny images. Technical report, Cite-seer, 2009.
- [Kurakin *et al.*, 2016] Alexey Kurakin, Ian Goodfellow, and Samy Bengio. Adversarial examples in the physical world. *arXiv preprint arXiv:1607.02533*, 2016.
- [Kurakin *et al.*, 2018] Alexey Kurakin, Dan Boneh, Florian Tramèr, Ian Goodfellow, Alexey Kurakin, Google Brain, Nicolas Papernot, Ian Goodfellow, Dan Boneh, and Patrick McDaniel. Ensemble adversarial training: Attacks and defenses. In *International Conference on Learning Representations, ICLR*, 2018.
- [LeCun *et al.*, 1998] Yann LeCun, Léon Bottou, Yoshua Bengio, Patrick Haffner, et al. Gradient-based learning applied to document recognition. *Proceedings of the IEEE*, 86(11):2278–2324, 1998.
- [Liu *et al.*, 2018] Xuanqing Liu, Minhao Cheng, Huan Zhang, and Cho Jui Hsieh. Towards robust neural networks via random self-ensemble. In *Proceedings of the European Conference on Computer Vision, ECCV*, pages 369–385, 2018.
- [Madry *et al.*, 2018] Aleksander Madry, Aleksandar Makelov, Ludwig Schmidt, Dimitris Tsipras, and Adrian Vladu. Towards deep learning models resistant to adversarial attacks. In *International Conference on Learning Representations, ICLR*, 2018.
- [Matsuoka, 1992] Kiyotoshi Matsuoka. Noise injection into inputs in back-propagation learning. *IEEE Transactions on Systems, Man, and Cybernetics*, 22(3):436–440, 1992.
- [Mnih *et al.*, 2013] Volodymyr Mnih, Koray Kavukcuoglu, David Silver, Alex Graves, Ioannis Antonoglou, Daan Wierstra, and Martin Riedmiller. Playing Atari with Deep Reinforcement Learning. *arXiv preprint arXiv:1312.5602*, 2013.
- [Nadeau and Bengio, 2000] Claude Nadeau and Yoshua Bengio. Inference for the generalization error. In *Advances in Neural Information Processing Systems, NeurIPS*, pages 239–281, 2000.
- [Pinot *et al.*, 2019] Rafael Pinot, Laurent Meunier, Alexandre Araujo, Hisashi Kashima, Florian Yger, Cedric Gouy-Pailler, and Jamal Atif. Theoretical evidence for adversarial robustness through randomization. In *arXiv preprint arXiv:1902.01148*, 2019.
- [Schott *et al.*, 2019] Lukas Schott, Jonas Rauber, Matthias Bethge, and Wieland Brendel. Towards the first adversarially robust neural network model on mnist. In *International Conference on Learning Representations, ICLR*, 2019.
- [Smith, 2017] Leslie N. Smith. Cyclical learning rates for training neural networks. In *Applications of Computer Vision, WACV 2017*, pages 464–472. IEEE, 2017.
- [Szegedy *et al.*, 2014] Christian Szegedy, Wojciech Zaremba, Ilya Sutskever, Joan Bruna, Dumitru Erhan, Ian Goodfellow, and Rob Fergus. Intriguing properties of neural networks. In *International Conference on Learning Representations, ICLR*, 2014.
- [Uesato *et al.*, 2018] Jonathan Uesato, Brendan O’donoghue, Aaron Van Den Oord, and Pushmeet Kohli. Adversarial Risk and the Dangers of Evaluating Against Weak Attacks. In *International Conference on Machine Learning, ICML*, pages 5032–5041, 2018.
- [van den Oord *et al.*, 2016] Aaron van den Oord, Sander Dieleman, Heiga Zen, Karen Simonyan, Oriol Vinyals, Alex Graves, Nal Kalchbrenner, Andrew Senior, and Koray Kavukcuoglu. WaveNet: A Generative Model for Raw Audio. *arXiv preprint arXiv:1609.03499*, sep 2016.
- [Wong *et al.*, 2020] Eric Wong, Leslie Rice, and J. Zico Kolter. Fast is better than free: Revisiting adversarial training. In *International Conference on Learning Representations, ICLR*, 2020.
- [Xiao *et al.*, 2017] Han Xiao, Kashif Rasul, and Roland Vollgraf. Fashion-mnist: a novel image dataset for benchmarking machine learning algorithms, 2017.
- [Xie *et al.*, 2017] Cihang Xie, Jianyu Wang, Zhishuai Zhang, Zhou Ren, and Alan Yuille. Mitigating Adversarial Effects Through Randomization. *arXiv preprint arXiv:1711.01991*, 2017.