

Knowledge Transfer between Buildings for Seismic Damage Diagnosis through Adversarial Learning

Susu Xu^{a,*}, Hae Young Noh^b

^a*Civil and Environmental Engineering, Carnegie Mellon University, Pittsburgh, PA 15213, USA*

^b*Civil and Environmental Engineering, Stanford University, Stanford, CA 94305, USA*

Abstract

Automated structural damage diagnosis after earthquakes is important for improving the efficiency of disaster response and rehabilitation. In conventional data-driven frameworks which use machine learning or statistical models, structural damage diagnosis models are often constructed using supervised learning. The supervised learning requires historical structural response data and corresponding damage states (i.e., labels) for each building to learn the building-specific damage diagnosis model. However, in post-earthquake scenarios, historical data with labels are often not available for many buildings in the affected area. This makes it difficult to construct a damage diagnosis model. Further, directly using the historical data from other buildings to construct a damage diagnosis model for the target building would lead to inaccurate results. This is because each building has unique physical properties and thus unique data distribution.

To this end, we introduce a new framework to transfer the model learned from other buildings to diagnose structural damage states in the target building without any labels. This framework is based on an adversarial domain adaptation approach that extracts domain-invariant feature representations of data from different buildings. The feature extraction function is trained in an adversarial way, which ensures that the extracted feature distributions are robust to changes in structures while being predictive of the damage states. With the extracted domain-invariant feature representations, the data distributions become consistent across different buildings. We evaluate our framework on both numerical simulation and field data collected from multiple building structures. The results show up to 90.13% damage detection accuracy and 84.66% damage quantification accuracy on simulation data, and up to 100% damage detection accuracy and 69.93% damage quantification accuracy when transferring from numerical simulation data to real-world experimental data, which outperforms the state-of-the-art benchmark methods.

Keywords: Structural damage diagnosis, Domain Adaptation, Transfer Learning, Statistical signal processing

*Corresponding author

Email addresses: susux@alumni.cmu.edu (Susu Xu), noh@stanford.edu (Hae Young Noh)

1. Introduction

Accurate and timely structural damage diagnosis is important to ensure human safety and assist the process of city reconstruction in post-earthquake scenarios [1]. After earthquake, building damage diagnosis helps people select safe shelters and mitigates secondary injuries from damaged buildings. Diagnosing the damage severity of different buildings provides detailed information for decision-making, including the scale of city devastation and repair/demolishing plans of damaged structures, and thus facilitates city reconstruction [2].

In recent years, many data-driven earthquake-induced building damage diagnosis methods based on structural vibration sensing have been developed and received much attention [3, 4]. By combining advanced machine learning techniques in a supervised fashion, these intelligent data-driven methods utilize historical structural response data and corresponding true damage state (label) to train building-specific models for structural damage diagnosis [5, 6, 7, 8]. The data-driven methods can be extended to various application scenarios as they get rid of the requirements of prior knowledge about building structures. In this paper, we focus on two aspects of damage diagnosis: whether there exists damage (damage detection) and the severity of the damage (damage quantification). These methods are well-suited to modelling the non-linear properties of damage diagnosis, and perform well when there is massive historical data collected from the same building of interest.

However, extensive collection of historical data, especially with the true labels, is difficult and expensive, if not impossible, in real-world practices. One of the common methods of collecting this data is to conduct visual inspections by trained human experts, which is labour-intensive, time-consuming, and dangerous. In recent years, researchers have designed and instrumented different types of sensors to measure the structural damages as labels, but these sensors are either expensive to deploy or have strict requirements of operation conditions. For example, story drift ratio (SDR), defined as the relative translational displacement between adjacent floors, is employed to indicate the true structural damage states [3, 9, 10]. But accurately measuring the story drift ratio requires expensive sensors (e.g., position sensitive sensors) and strict operation conditions [11, 12, 13]. It is costly to widely deploy these sensors on buildings in earthquake prone areas. Even though these sensors are deployed on buildings of interest, there are a limited number of labels available due to the rarity of earthquakes. Limited quantity or lack of labels makes it difficult to train a damage diagnosis model sufficiently, which finally reduces the model accuracy.

Meanwhile, directly adopting the diagnosis models from other buildings to diagnosing the building of interest often results in low performance. Many existing supervised learning methods are developed under the assumption that the data used for constructing a model (training data) have the same joint distribution of input-label as the data to be predicted based on the model (test data) [14]. However, in practices, different buildings often have distinct characteristics such as geometries, material properties, and foundation conditions, and thus their data distributions are different from one another. Therefore, directly adopting models learned from other buildings to diagnose new buildings violates the aforementioned assumptions. The violation of assumptions lowers the performance of supervised data-driven approaches, and significantly constrains the wide applications of data-driven damage diagnosis methods in post-earthquake scenarios.

To this end, the machine learning community has introduced domain adaptation techniques to

address these knowledge transfer problems [14, 15, 16, 17, 18]. We denote the buildings where labelled data are collected and the knowledge are learned as “Source Domain,” and the new building of interest without any labelled historical data as “Target Domain”. Domain adaptation techniques are developed to transfer knowledge from source domain to target domain. Previous domain adaptation studies fall into several distinct categories such as instance-based [15] and feature representation-based [18, 16, 17]. The key idea of domain adaptation techniques is to find an optimal projection from original space to a new feature representation space such that the features across different domains subject to a consistent distribution in the new feature space. In this new feature space with consistent training and test data distributions, we can directly adopt the model learned from other source domains to diagnose the damage state of the target building. A successful domain adaptation ensures the extracted feature of different buildings to be “domain-invariant” and “discriminative”. “*Domain-invariant*” features have consistent distributions across different domains. Meanwhile, the extracted feature representations need to be “*discriminative*” with respect to structural damages to ensure the damage diagnosis accuracy on the source buildings.

However, there are still challenges to knowledge transfer from source buildings to the target building for earthquake-induced structural damage diagnosis. *First*, there exists a trade-off between domain-invariance and discriminativeness of domain projection. On the one hand, the damage-predictive information is coupled with earthquake-induced structural responses and environmental noises, which vary with buildings, meaning that they are domain-variant. Simply forcing the domain-invariance of feature representations would easily eliminate the damage-predictive information contained in the original data, which makes the extracted features poor predictors for structural damage. On the other hand, if we focus on extracting discriminative features regardless of underlying distribution changes across different buildings, it would be difficult to ensure the domain-invariance of extracted features. The most extreme case is to directly use original data, which contains as much information as possible for damage prediction but makes it difficult to transfer knowledge across buildings. Therefore, the trade-offs between domain-invariance and discriminativeness in the earthquake-induced building damage diagnosis problem need to be investigated and resolved.

Second, the changes of distributions between source buildings and the target building are too complex to be explicitly modeled, which makes it difficult to best extract domain-invariant feature representations. The input-label joint distribution of each building is related to the building’s structural properties, i.e., the functional mapping from building properties to the structural damages given earthquake excitations. This distribution varies with building according to different soil types, foundations, complex structural and non-structural components, and other influence factors. With limited prior knowledge of the influences, it is difficult to directly model the damage patterns of each building accurately.

Last but not least, the data from different source buildings may induce different levels of biases to the learned model, causing challenges to integrating the knowledge from multiple source buildings. Due to the aforementioned problem of costly label collection, each source building usually has a limited amount of data, and thus provides limited information about earthquake-induced structural damage patterns. One possible solution is to integrate and transfer the knowledge learned from multiple source buildings, which is referred to “multiple source domain adaptation”. In conventional multiple source domain adaptation methods, there exists an implicit assumption, that is,

all of the source domains have the equal importance to provide equally sufficient information to learn domain-invariant features [19]. However, in real-world practices, different source buildings have different levels of biases compared to the target building’s data distribution. This may be induced by distinct physical properties or too limited dataset constraining sufficient statistical estimations. Treating all source buildings with the same importance ignores this difference, which may lower the performance of knowledge transfer.

To address these challenges, we introduce a new physics-guided adversarial modeling framework which transfers the knowledge learned from multiple different source buildings to help diagnose the story-wise damage conditions of the target building structure without any labelled data. This framework integrates a feature extractor, a domain discriminator, and a damage predictor with deep neural network architectures. The feature extractor aims to extract feature representations which are domain-invariant and discriminative. The domain discriminator regularizes the domain-invariance of extracted features. The damage predictor ensures the discriminativeness of extracted features. To find an optimal trade-off between domain-invariance and discriminativeness, our framework jointly optimizes the feature extractor, domain discriminator and damage predictor. The joint optimization is formulated as a minimax problem. By finding the saddle point, the algorithm converges to the near-optimal trade-off between domain-invariance and discriminativeness. To learn the underlying distribution changes across buildings without any prior knowledge, we train the feature extractor and the domain discriminator in an adversarial way, where the feature extractor best learns the underlying domain-invariant representations such that the domain discriminator hardly distinguishes the differences between domains. The extracted domain-invariant features enable a better understanding of physical relationships between various building properties, earthquake excitation and damage distributions. To eliminate the biases introduced by less similar source buildings’ distributions, we design new physics-guided weights based on similarities between buildings. The source buildings which have more similar physical properties to the target building have higher weights in training loss function. The new weight design ensures the algorithm to prioritize knowledge transfer from similar source buildings and reduce the biases and noises induced by other source buildings. The experiments show the new weights significantly improve the performance in real-world practices.

This work has four main contributions:

1. To best of our knowledge, the introduced framework is the first domain adaptation framework for earthquake-induced building damage diagnosis without any labels of the target building. This end-to-end framework integrates data augmentation, input feature extraction, and adversarial domain adaptation for damage diagnosis tasks including damage detection and damage quantification. This framework ensures both the discriminativeness and domain-invariance of the extracted features by jointly optimizing the feature extractor, domain discriminator and damage predictor.
2. We introduce adversarial domain adaptation to learn and transfer the knowledge from multiple heterogeneous source buildings. The adversarial training scheme avoids the need for complex sampling or inference during the training process, which enables an efficient learning of underlying domain-invariant feature representations and is robust to complicate distribution changes.

3. We design a new physics-guided weight in the loss function based on the physical similarities of buildings. The new weights help eliminate the biases introduced by those source buildings with less physical similarities to the target building. We prove that our new physics-guided loss provides a tighter upper bound for the damage prediction risk on the target domain compared to the general loss without combining physical knowledge.
4. We characterize the performance of our framework using both numerical simulation data and real-world experimental data, including 5 different buildings subjected to 40 earthquakes for simulation and a real-world 4-story building. Especially, we implement the knowledge transfer across simulation data, and from simulation data to real-world experimental building damage diagnosis. The results show that our framework outperforms by other methods in both tasks.

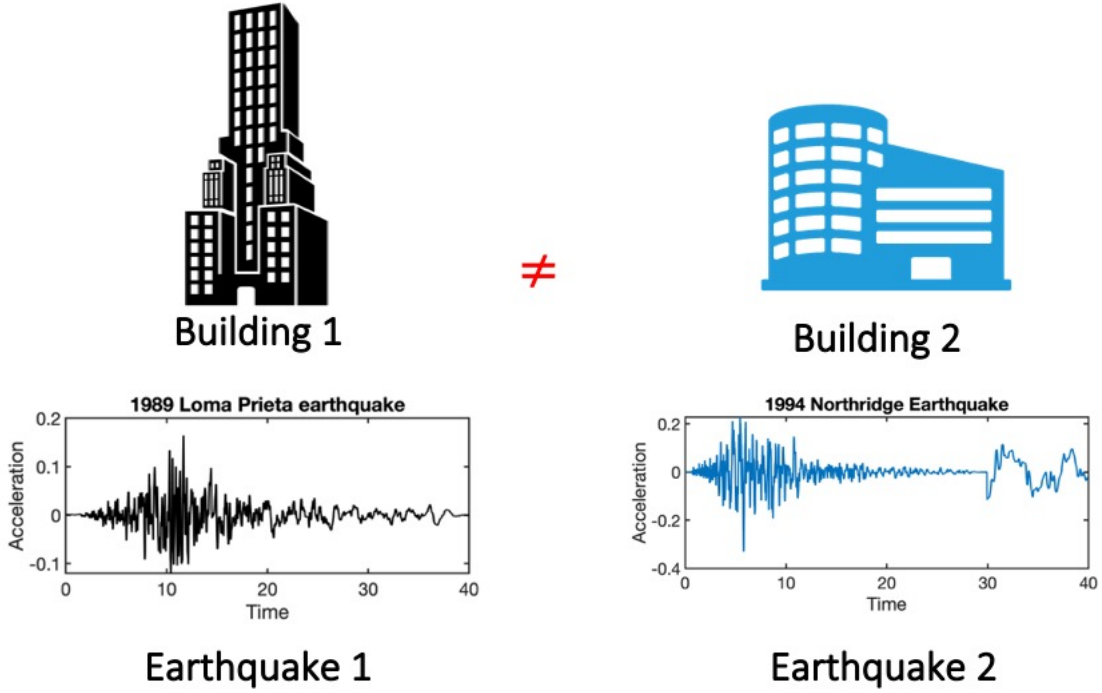


Figure 1: The data distribution (features, damages) of building 1 under Earthquake 1 does not equal to the data distribution of building 2 under Earthquake 2 in real-world practices, which violates the underlying assumptions of most current supervised learning methods that the data distribution is consistent across the training and test dataset.

The remainder of this paper is organized as follows. Section 2 discusses related work about the domain adaptation and its applications. Section 3 analyzes the domain adaptation challenges in earthquake-induced building damage diagnosis scenarios. Section 4 describes our knowledge transfer framework for building damage diagnosis, including the problem definition, model architectures, loss function design, and adversarial domain adaptation training scheme. Section 5

evaluates our knowledge transfer framework on knowledge transfer between numerical simulation data as well as from simulation data to experimental data. Section 6 concludes the work and gives further discussions.

2. Related Work

Earthquake-induced building damage diagnosis is a challenging problem. In recent years, wide deployment of vibration sensing systems in buildings has provided rich building responses during earthquakes and enabled the applications of data-driven approaches for earthquake-induced building damage diagnosis [6, 7, 20, 21]. Statistical models or machine learning techniques, such as multivariate linear regression [5], support vector machine [22], kernel regression [3], deep autoencoder [23], and deep convolutional neural networks [24], are utilized to extract damage indicators from structural responses during earthquakes, either in frequency domain or time domain, and then estimate the building damages [3, 4, 5, 25]. However, in practice, many buildings often have very limited or even no labels available for the collected structural response data, which makes it difficult to train the damage prediction model for the target building. Directly adopting the model learned from other buildings will result in low prediction performance due to inconsistent distributions of training and test data, which also constrains the utilization of valuable labeled datasets from other buildings.

In machine learning communities, researchers introduced domain adaptation for knowledge transfer between inconsistent training and testing data distributions. In domain adaptation, data distributions are different for the source and target domain, but the learning tasks, e.g., damage diagnosis, are the same across the source domain and target domain [26, 27, 28, 29]. Especially, unsupervised domain adaptation focuses more on the unsupervised learning tasks in the target domain [30, 31], which means that the target domain data has no labels. In practice, most structural damage diagnosis tasks using other buildings' data are essentially addressing the domain adaptation problem, specifically, the unsupervised domain adaptation problem. This is because 1) the feature spaces are the same, although the distributions of features may be different. For example, we have the same sensing modality, e.g., floor vibration signals, for both source and target domains. 2) We have the same damage prediction tasks for different buildings since the definition of building damage states are consistent in source and target domains. 3) There is no label available from the target building.

Traditional domain adaptation includes 2 types of approaches: instance-based and feature representation-based. Instance-based learning assumes that certain parts of data from the source domain can be reused for the target domain. During the learning process, instance-based methods match the joint distribution $P(X, Y)$ between the source and target domain by re-weighting the labeled instances (X, Y) from the source domains, where X is the input feature and Y is the label. Feature representation-based methods focus on learning a representation of the input X in a reproducing kernel Hilbert space (RKHS) in which the feature distributions of different domains are close to each other (**domain-invariant**). Our problem falls into the feature representation-based class, which aims to first extract domain-invariant feature representations and then build an optimal damage classifier based on the extracted feature representations. Especially, we need to learn domain-invariant representations across *multiple* source domains and the target domain.

In recent years, feature representation-based domain adaptation has been widely studied in different areas, such as image recognition [17, 14], natural language processing [32], sentiment analysis [33] and so on. Classic methods include transfer kernel learning [34] (TKL), geodesic flow kernel [35] (GFK), joint distribution adaptation [36] (JDA), and transfer component analysis [37, 38] (TCA). However, these methods mainly focus on learning shallow feature representations, which constrain their abilities to understand the complex distribution changes as well as the knowledge transfer performance. Meanwhile, these methods often separately conduct domain adaptation and feature learning, which makes it difficult to ensure the extracted features to be simultaneously discriminative and domain-invariant.

To ensure the discriminativeness and domain-invariance of the extracted feature representations, researchers developed adversarial frameworks to embed domain adaptation into the process of feature representation extraction. In the adversarial frameworks, a domain discriminator block is added to distinguish between the samples from source domain and target domain, which provides strong regularization to encourage the domain-invariance of the extracted feature representations [39, 40, 41, 42]. Deep domain confusion loss has been introduced to maximize the similarity between the data distributions of source and target domains [42]. Gradient reversal algorithm has been designed to achieve adversarial training by reversing the gradient of the domain discriminator during the back-propagation [39]. Adversarial discriminative domain adaptation alternatively learns the feature representations and trains the domain discriminator [41]. However, these frameworks focus on single-source-single-target problems. When there are multiple source domains, the distribution changes become more complicated. Naive applications of those single-source-single-target methods would result in sub-optimal solutions.

Some existing multiple source domain adaptation approaches are mostly based on fixed feature representation learning and can not utilize effective deep neural network models [43, 44]. Zhao et al. introduced a deep adversarial domain adaptation method for multiple source domain adaptation [45]. This method combines multiple domain discriminators to extract domain-invariant features across multiple source domains and a target domain [45]. This method treats all domains with the same importance for domain-invariant feature representation learning. However, it is difficult to ensure that each domain contains equally important information for the target tasks in real-world practices. In our work, we introduce a new loss function to consider source domains with different importance.

3. Data Distribution Shifting Challenges for Post-earthquake Building Damage Diagnosis

In this section, we first describe input-label joint distribution shifting, which is a common challenge in domain adaptation for post-earthquake building damage diagnosis scenarios. Then we characterize the data distribution changes with different earthquakes and building types.

Domain adaptation is important for enabling wide applications of data-driven post-earthquake building damage diagnosis in data-constrained scenarios. In the general framework of data-driven approaches, structural responses, e.g., the structural vibration signals, are collected as input x , the respective structural damage states are label y , and a relation between x and y are defined as a function $\mathcal{F} : x \rightarrow y$ in a discriminative way or a joint distribution $P(x, y)$ in a generative way [46]. A common underlying assumption for general supervised learning methods is that the

marginal distributions $P(x)$ and $P(y)$ and the joint distribution $P(x, y)$ are consistent between the training dataset and the test dataset.

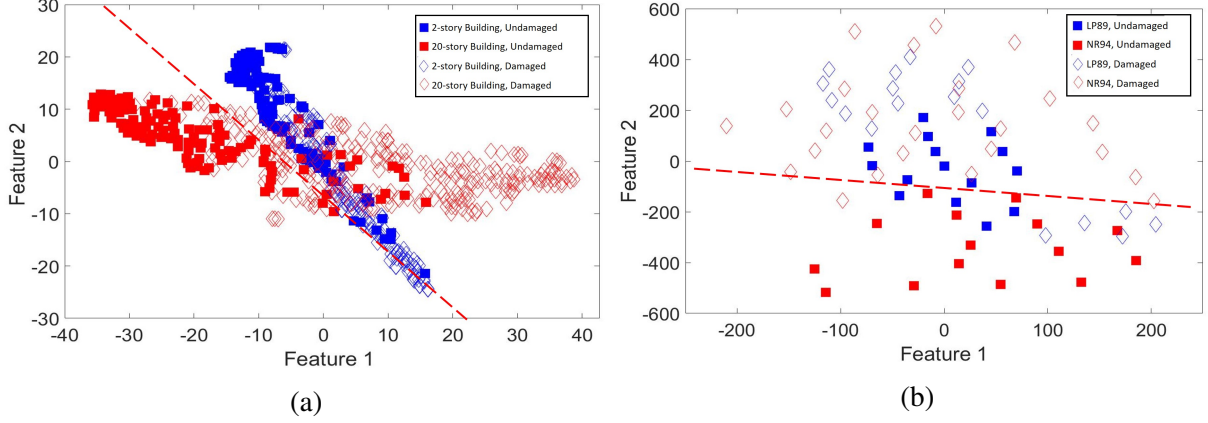


Figure 2: The 2D tSNE visualizes the significant changes of data distributions of different buildings under the same earthquake and of the same building under different earthquakes. The red points represent data sampled from the source domain and the blue points represent data sampled from the target domain. The red dotted line shows the classification decision boundary for source domain (red points). Diamond indicates damaged and square indicates undamaged. (a) shows the difference between data distributions of a 20-story building and a 2-story building. (b) shows the difference between data distribution of 1994 Northridge earthquake and 1989 Loma Prieta earthquake. Both figures show that directly applying the model trained on source domain dataset (red) to diagnose structural damage on target domain (blue) results in low accuracy.

However, data distribution shifting commonly exists in model transfer between different buildings. Denote the building with labelled data which we would like to transfer the knowledge from as source domain, i.e., s . Denote the building without any labelled data that we need to diagnose as target domain, i.e., t . The structural response and damage states collected from the source domain are X^s and y^s , respectively, and those from the target domain are X^t and y^t , respectively. The data distribution in the source domain does not equal to the data distribution in the target domain, i.e., $P(X^s, y^s) \neq P(X^t, y^t)$. Figure 2a presents the 2 dimensional t-Distributed Stochastic Neighbor Embedding (t-SNE) visualization [47] of structural vibration signals collected from a 2-story building (blue) and a 20-story building (red). The red dotted line refers to the true decision boundary for damage detection of the 20-story building (red points). The performance of damage detection for the 2-story building drops dramatically if the decision boundary learned from the 20-story building is used. Meanwhile, the data distributions of the same building under different earthquake excitations are also different. Figure 2b shows the visualization of structural vibration signals collected from the 1989 Loma Prieta (LP) earthquake (blue) and the 1994 Northridge (NR) earthquake (red). The red dotted line represents the damage decision boundary for buildings under NR earthquake. Directly adopting the decision boundary learned from NR earthquake results in inaccurate damage decision for LP earthquake.

3.1. Characterization of Distribution Changes with Earthquakes and Buildings

The input-label joint distributions change with different earthquakes and buildings. The physical properties of earthquakes, including ground motion intensities, length, and seismic waveform, significantly influence the structural damage patterns. The physical properties of buildings (e.g. stiffness, damping, structured design, and non-structural components) are also closely related to the damage occurrence. In this section, we visualize how ground motion intensity, which is a typical earthquake characteristic, and building height, which is a typical building property, would influence the complex data distribution changes.

3.1.1. Impact of Ground Motion Intensities

The previous research works show that the influence of earthquake excitations on structural damage patterns is significant and difficult to accurately model [48, 49]. The process of damage initiation and progression is highly non-linear, time-variant, and involves complicated wave propagation inside structures, which makes it difficult to quantitatively and accurately model the impact of earthquakes. It has been shown that the correlation between damages and ground motion characteristics are not consistent based on the observations in buildings in Mexico City [49]. There also exist many studies exploring load-deformation model relating the engineering ground motion parameters to the structural damages. For example, the ground motion intensity is related to hysteretic energy [50]. Destructiveness of seismic ground motions is also related to the seismic duration, maximum absolute ground acceleration, and frequency content of the respective strong ground motion [51]. These studies show that it is difficult to build an explicit transfer function to model the distribution changes induced by a variety of earthquakes.

Here we give examples, using a 12-story building, to show how data distributions, including the distributions of peak absolute floor acceleration (PFAs) and peak absolute story drift ratio (SDRs) change with the ground motion intensities. Figure 3a shows the PFAs distribution changes with different scaled intensities of a seismic ground motion (the ground motion observed in Station Gilroy Array #3 during 1989 Loma Prieta earthquake) in an incremental dynamic analysis. Different scale factors for incremental dynamic analysis indicate different ground motion amplitudes used for simulations. We use normal distribution to fit the density estimation of PFAs. With intensity increasing, both mean and variance of PFAs increases. Statistically, as the intensity increases, the support of PFA distribution spreads wider. When there are limited data which mostly fall into the overlapping supporting range, it would become more difficult to distinguish the distribution changes. Figure 3b shows how the peak story drift ratio changes with increasing ground motion intensities on each story of the 12-story building. With ground motion intensity increases, the SDRs of middle stories first increase. When intensities become higher, the lower stories (1 ~ 5 story) are severely damaged and finally collapse. This transition trend indicates that under different ground motion intensities, the changes of data distribution vary a lot at different stories.

In summary, Figure 3 shows that even with the same type of ground motions, the building exhibits distinct responses and damage patterns under different intensities. When different buildings are subjected to various types and intensities of earthquakes, the changes of their structural responses and damage patterns become more complicated and hard to model. Therefore we combine the ground motions of earthquakes as the input features for reducing the complexity of domain adaptation, which would be discussed in Section 4.2.3

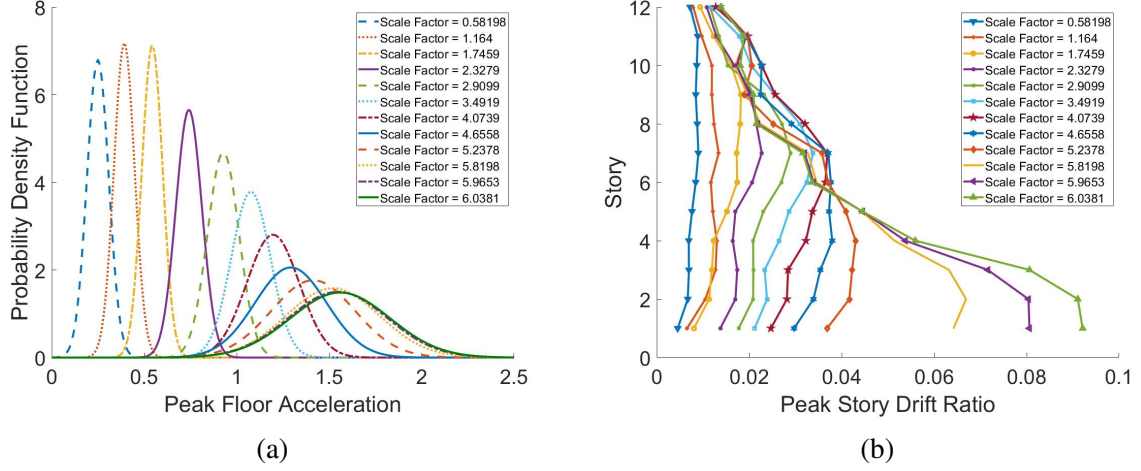


Figure 3: The distributions of (a) peak absolute floor accelerations (PFAs) and (b) peak absolute story drift ratio (SDRs) changes with different ground motion intensities. The data is collected based on incremental dynamic analysis of a 12-story building based on the ground motion observed in Station Gilroy Array #3 during 1989 Loma Prieta earthquake. Note that the figures only show the data collected from a single building subjected to the same earthquakes with different scaling factors. The real-world distribution changes would be much more complicated and intractable due to various earthquakes and building frames.

3.1.2. Impact of Building Heights

The structural damage pattern is closely related to various structural and non-structural components of buildings, including the type of the structural frames, stiffness, damping, and height. These physical properties affect the structural system's elastic and elasto-plastic behaviour under earthquakes and thus are key elements to determine the structural response-damage distributions [52, 53, 54]. These influences are often interdependent and complex. For example, input energy is not only related to the elastic period of the structure, but also the viscous damping and the characteristics of the plastic response [53]. More importantly, we often lack the detailed prior knowledge about the physical properties of buildings. The lack of sufficient physical knowledge makes it impossible to explicitly model the impacts of physical properties on structural damage patterns.

Instead of constructing transfer functions using detailed prior physical knowledge, we utilize simple characteristics which are easier to be obtained. In real-world practices, we may have some approximated and simplified physical knowledge, e.g., building heights, story/height ratio, and so on. It is difficult to directly learn the distribution transitions based on these simplified physical knowledge, but it is still helpful to quantitatively combine this physical knowledge to let it guide and improve the training of data-driven models.

As an example, we show how data distributions vary with building heights in Figure 4. We present the PFAs and mean SDRs of the 2nd story of 2-story, 4-story, 8-story, 12-story and 20-story buildings with Steel Moment-resisting Frames (SMFs) under different ground motions intensities.

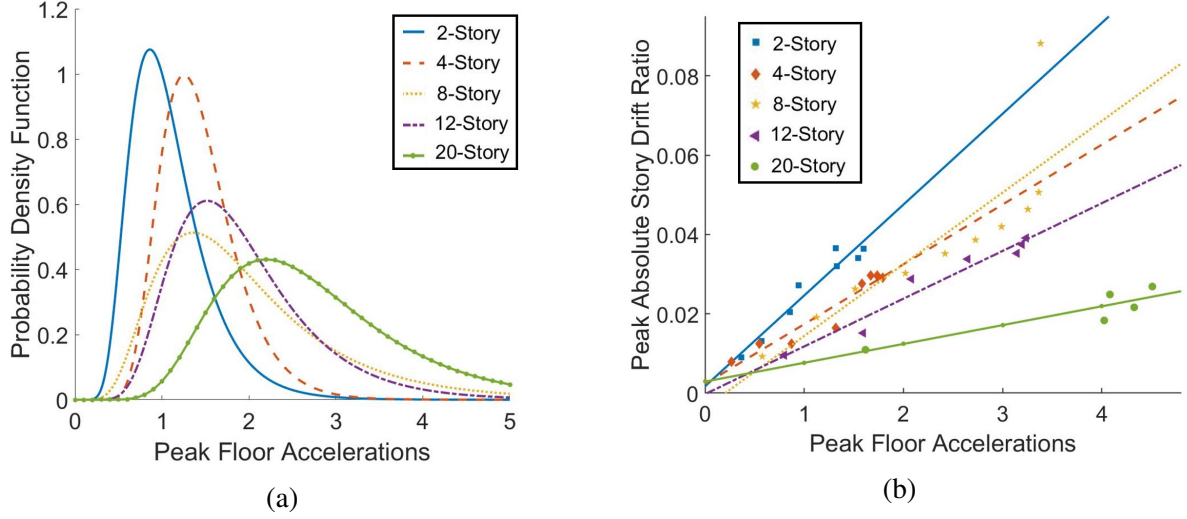


Figure 4: The distributions of (a) peak absolute floor accelerations (PFAs) and (b) correlations between mean peak story drift ratio (SDRs) and peak absolute floor accelerations (PFAs) change with different building heights. The data is collected based on incremental dynamic analysis of 2-story, 4-story, 8-story, 12-story and 20-story buildings under different ground motion intensities.

Figure 4a shows the peak absolute floor acceleration distributions fitted with *Log-Normal* distributions. It is shown that the distributions of structural responses are distinct from each other. The general trend is that at the same story, high-rise buildings tend to have more spread structural responses. Figure 4b shows the correlations between PFAs and corresponding peak SDRs of different buildings. It is shown that low-rise buildings (e.g., 2-story and 4-story building) have larger SDRs, indicating more severe damages. This may be because the lower-rise buildings tend to experience a larger increase in ductility demands [55]. A general trend is that the buildings with similar heights tend to have similar damage patterns given the same type of structural frame and the same ground motion. The similar physical properties indicate similar responses and deformation patterns given consistent earthquake loading. In Section 4.2.3, we show how we incorporate the building heights into the design of loss function for our data-driven model.

4. Adversarial Knowledge Transfer Framework

In this section, we introduce a new intelligent building damage diagnosis framework which transfers the knowledge learned from multiple other buildings to predict and quantify the damage states of the target building without any label. As Figure 5 shows, our framework includes 3 steps: data preprocessing, adversarial domain adaptation training, and damage diagnosis. Adversarial domain adaptation jointly trains 3 neural networks, including domain-invariant feature extractor (E), damage predictor (M) and domain discriminator (D). The 3 components are jointly optimized to obtain 1) domain-invariant and discriminative feature representations, and 2) a well-trained damage predictor which maps from the extracted features to damage states. Finally, in the stage

of target building damage diagnosis, we directly input the extracted features for target domain data to well-trained damage predictor to diagnose the damage states of the target building. In this section, we first introduce our data preprocessing which prepares new preliminary inputs combining the earthquake information and structural responses in Section 4.1. Then we present the details of adversarial domain adaptation training (Section 4.2), including problem background and key definitions (Section 4.2.1), architectures of each component (Section 4.2.2), and our new physics-guided loss function (Section 4.2.3).

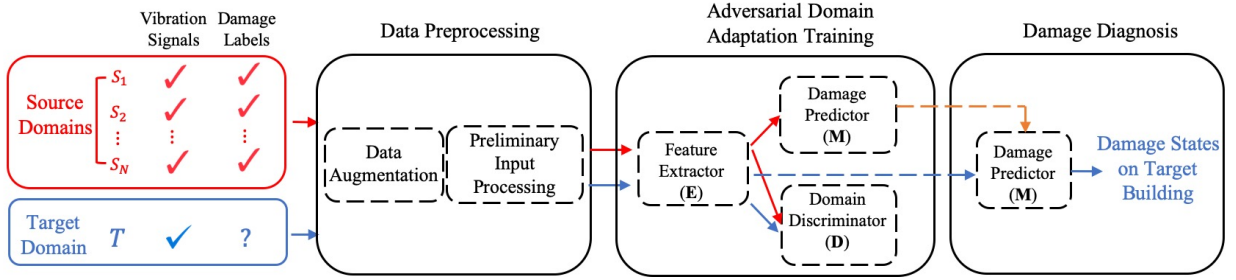


Figure 5: Our adversarial framework for multiple source domain adaptation for building damage diagnosis. Red represents source domains and blue refers to the target domain. In our setup, there is no label available for target domain data, which is common in post-disaster scenarios due to the difficulty of label acquisition.

4.1. Data Preprocessing

The focus of the data preprocessing includes two key steps: 1) preliminary input processing, and 2) data augmentation.

Preliminary input processing: Based on the characterization in Section 3, we know that the difference between data distributions of source domains and target domain is related to both earthquakes and building properties. By including the ground motion information into the input, we can reduce the problem as learning building-invariant feature representations, by providing the information of earthquakes. Specifically, given floor vibration signals collected from source buildings and the target building, we extract preliminary inputs by combining the ground motion accelerations, the floor vibrations, and the ceiling vibration of each story. We first extract the frequency spectrum of each vibration signal. If the sampling rates are inconsistent across signals from different buildings, up-sampling and down-sampling are applied to unify the frequency resolution. Then we stack the frequency spectrums of the ground motion, the floor vibration and the ceiling vibration. Assuming the length of each frequency spectrum is l , we have each sample's input with size of $3 \times l \times 1$. With stacked frequency information, the convolutional layers in later adversarial domain adaptation model can better understand the local correlation between ground motion and floor acceleration to extract domain-invariant features.

Data Augmentation: In real-world practice, the size of each domain's dataset varies significantly, from tens to thousands of samples. Training the deep neural network often needs a large amount of data to avoid over-fitting and biases induced by noises, as well as to ensure sufficient information for learning. Therefore, we conduct data augmentation on the raw datasets to increase

the data size. We use varying-length sliding window on the raw vibration signals. The vibration signals can be split into three stages: ambient excitation/free vibration before earthquake, earthquake-induced vibrations, ambient excitation/free vibration after earthquake. The rule of thumb to select the window length is to ensure that the duration of earthquake excitations is always covered. The window length varies to cover a part of vibration signals before earthquake happening and after earthquake happening. Then we smooth the signals and conduct the aforementioned preliminary input processing. The data augmentation increases the data amount and introduces different types of noises, which is important to improve the robustness of domain-invariant and discriminative feature representation learning.

4.2. Adversarial Domain Adaptation

This section introduces our adversarial learning algorithm for multiple source domain adaptation. We first provide a mathematical overview of domain adaptation problem. Then we present the detailed architectures of each component of the algorithm. Finally, we introduce the new physics-guided loss function for model optimization.

4.2.1. Background and Definitions

For simplicity, we denote the source domains as S and target domain as T . Assume that we have $n \geq 2$ source buildings. Each of them has a distinct data distribution. We denote each source domain as $S_i \in S, i \in \{1, \dots, n\}$. The training dataset in each source domain S_i is composed of $S_i = \{x_j^{S_i}, y_j^{S_i}\}_{j=1}^{m_{S_i}}$, where $x_j^{S_i}, y_j^{S_i}$ refers to the j th sample collected from the i th source building, and m_{S_i} refers to the number of samples from the i th source building. Denote the sample space for i th domain as \mathcal{X}_{S_i} where $x_j^{S_i} \in \mathcal{X}_{S_i}$, and damage state space for i th domain as \mathcal{Y}_{S_i} where $y_j^{S_i} \in \mathcal{Y}_{S_i}$. Assume the labeled source data S_i is drawn *i.i.d* from the distribution \mathcal{D}_{S_i} . For the target building, we have a set of the collected earthquake-induced building floor vibration signal $\{x_j^T\}_{j=1}^{m_T}$, where m_T refers to the number of instances we need to diagnose for the target domain. In this work, we assume that $m_T \ll \sum_i^n m_{S_i}$. Their corresponding true damage labels $\{y_j^T\}_{j=1}^{m_T}$ are unknown. Similar to the source domain definition, denote $x_j^T \in \mathcal{X}_T$ and $y_j^T \in \mathcal{Y}_T$ for the target domain T . Denote the true data distribution on the target domain as \mathcal{D}_T . Assume the unlabeled target sample T is drawn *i.i.d* from the marginal distribution of \mathcal{D}_T over X , i.e. \mathcal{D}_T^X .

Our final goal is to predict the damage states of the target building without any labeled data collected from the target building. That is, without any information about the labels $\{y_j^T\}_{j=1}^{m_T}$, we aim to build a classifier $h : \mathcal{X}_T \rightarrow \mathcal{Y}_T$ with a low target risk $R_T(h)$, which is defined as:

$$R_T(h) = Pr_{(x,y) \sim \mathcal{D}_T}(h(x) \neq y).$$

In this problem, the data distribution varies between different source domains and between source domains and the target domain, i.e. $P(\mathcal{X}_{S_i}, \mathcal{Y}_{S_i}) \neq P(\mathcal{X}_T, \mathcal{Y}_T) \forall i$. Let \mathcal{H} denote the reproducing kernel Hilbert space (RKHS) [56, 57] for classifiers on \mathcal{X} . $\mathcal{H}\Delta\mathcal{H}$ -divergence depicts the distance between two distributions on the symmetric difference hypothesis space $\mathcal{H}\Delta\mathcal{H}$ [58]. Define the *empirical $\mathcal{H}\Delta\mathcal{H}$ -divergence* between two sets of unlabeled samples $\hat{S} \sim (\mathcal{D}_S^X)^{m_S}$ and $\hat{T} \sim (\mathcal{D}_T^X)^{m_T}$ as $d_{\mathcal{H}\Delta\mathcal{H}}(\hat{S}, \hat{T})$. Ben-David et.al proved that the final target classification risk is upper bounded by the combinations of *empirical \mathcal{H} -divergence* $d_{\mathcal{H}\Delta\mathcal{H}}(\hat{S}, \hat{T})$ and the empirical risk on source domain $\hat{R}_S(h)$ [57].

Theorem 1. (Ben-David et al., 2006) Let \mathcal{H} be a hypothesis class of VC dimension d . Given the unlabeled samples $\hat{S} \sim (\mathcal{D}_S^X)^m$ and $\hat{T} \sim (\mathcal{D}_T^X)^m$, with probability $1 - \delta$, for every function $h \sim \mathcal{H}$:

$$R_T(h) \leq \hat{R}_S(h) + d_{\mathcal{H}\Delta\mathcal{H}}(\hat{S}, \hat{T}) + \lambda + \mathcal{O} \left(\sqrt{\frac{1}{m} (d \log \frac{m}{d} + \log \frac{1}{\delta})} \right)$$

with $\lambda \geq \inf_{h^*} [R_S(h^*) + R_T(h^*)]$.

In feature representation-based methods, the empirical risk on source domain $R_S(h)$ depicts the discriminativeness of the damage classifier on the source domain S . $\hat{d}_{\mathcal{H}\Delta\mathcal{H}}(S, T)$ depicts the domain-variance between the source data and the target data on \mathcal{H} .

Extending this theorem to multiple source domains where $S_i \sim (\mathcal{D}_{S_i}^X)^m$ and $T \sim (\mathcal{D}_T^X)^m$, Zhao et.al [45] showed that $\forall w_i \in \mathbb{R}_+$, $\sum_i w_i = 1$, with probability $1 - \delta$ and for every function $h \sim \mathcal{H}$,

$$R_T(h) \leq \sum_i w_i \left(R_{S_i}(h) + d_{\mathcal{H}\Delta\mathcal{H}}(\hat{S}_i, \hat{T}) \right) + \lambda_w + \mathcal{O} \left(\sqrt{\frac{1}{km} (d \log \frac{km}{d} + \log \frac{1}{\delta})} \right), \quad (1)$$

where d is the VC dimension of the hypothesis class and k is a constant. To ensure a successful prediction of h on the target domain, we need to minimize the target risk $R_T(h)$. To minimize the target risk, we need to minimize the empirical source risk $\hat{R}_{S_i}(h)$ and the empirical distribution distance between S_i and T on the input \mathcal{X} . That is, to ensure a successful knowledge transfer from multiple source domains to the target domain, we need to ensure the discriminativeness and the domain-invariance of the extracted features. Meanwhile, as there are multiple source buildings, w_i here represents a convex combination of the risk upper bounds based on different source building data distributions.

4.2.2. Architectures of Feature Extractor, Domain Discriminator, and Damage Predictor

Our deep adversarial domain adaptation framework includes 3 main components: feature extractor (E), damage predictor (M), and domain discriminator (D), as Figure 6 shows. With the extracted frequency information of structural vibration responses (shown in Section 4.1) as input, the feature extractor projects the input to a high-dimensional space to obtain the domain-invariant representations h of structural responses. In the training stage, the extracted source feature h_{S_i} is input to both domain discriminator and damage predictor, and the target feature h_T is input to domain discriminator. Damage predictor is used to learn the optimal mapping from the extracted feature representations to damage states, i.e., $P(h_{S_i}, \mathcal{Y}_{S_i})$. Domain discriminator includes n sub-classifiers. The i th sub-classifier focuses on distinguishing the difference between the distributions of h_{S_i} and h_T . Our objectives are (1) to find an optimal feature extractor such the extracted features are domain-invariant as well as discriminative with respect to various damage states, and (2) to find an optimal damage predictor with the extracted features as input. To achieve objective (1), our algorithm optimizes feature extractor and domain discriminator in an adversarial way, such that even the best-trained domain discriminator cannot tell the difference between the extracted

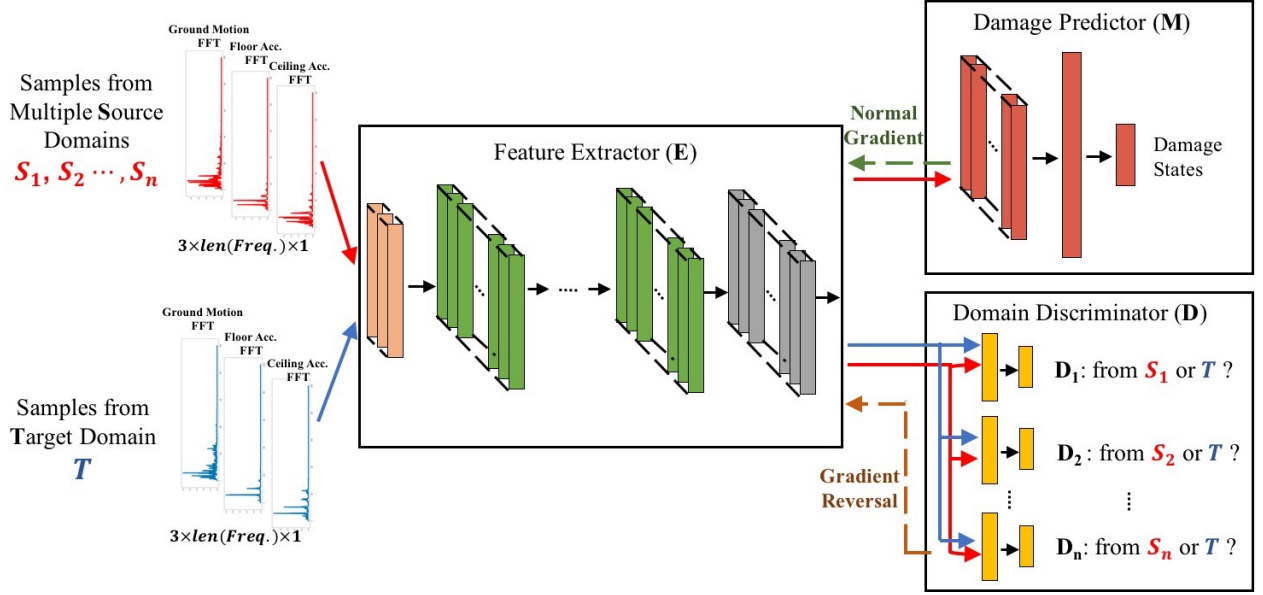


Figure 6: The overview of our adversarial domain adaptation algorithm for knowledge transfer from multiple source buildings to the target building.

features across source and target domains. To achieve objective (2), our algorithm jointly optimizes the damage predictor together with the feature extractor to build accurate the structural damage prediction model given extracted feature representations. In this way, we can find an optimal trade-off between the domain-invariance and discriminativeness of extracted features, and thus successfully adapt the knowledge learned from other buildings to help diagnose the target building of interest.

The architectures of feature extractor, domain discriminator and damage predictor are all based on deep convolutional neural network (CNN). In recent years, deep learning techniques benefit many applications in engineering fields. By constructing neural networks with deep and special architectures, we can approximate a wide range of highly non-linear and complex mapping functions [59]. A variety of deep neural networks have been proved to be effective and powerful in many real-world tasks, including computer vision [60], natural language processing [61], medical imaging [62, 63] and video game [64]. Some typical architectures of deep neural networks include deep convolutional neural network (CNN) [60] and recurrent neural network [65]. Among these architectures, deep convolutional neural network combines convolutional layers to understand the local structures of features in various resolutions and thus becomes very powerful to learn effective representations from complex data.

Feature Extractor: Feature extractor focuses on extracting domain-invariant and discriminative features for all source and target domains. The feature extractor take the stacked frequency information from the structural responses and respective ground motion as input. With 3 channels including ground motion, floor and ceiling vibration in the input, we use multiple convolutional layers with varying kernel sizes to enlarge the number of channels to discover the detailed local correlation between the frequencies of ground motion and floor vibrations, as well as to extract

Table 1: Architecture for 5-class damage quantification

Networks	Operation	Kernel	Strides	Feature maps	Activation
Feature Extractor	Input			$3 \times 1000 \times 1$	
	Convolution	$81 \times 5 \times 1$	2×1	$81 \times 499 \times 1$	LeakyReLU
	Convolution	$81 \times 5 \times 1$	2×1	$81 \times 248 \times 1$	LeakyReLU
	Convolution	$81 \times 3 \times 1$	2×1	$81 \times 124 \times 1$	LeakyReLU
	Convolution	$81 \times 3 \times 1$	2×1	$81 \times 61 \times 1$	
Damage Predictor	Convolution	$243 \times 3 \times 1$	2×1	$243 \times 30 \times 1$	LeakyReLU
	Convolution	$81 \times 3 \times 1$	1×1	$81 \times 29 \times 1$	LeakyReLU
	Convolution	$27 \times 3 \times 1$	1×1	$27 \times 28 \times 1$	LeakyReLU
	Flatten			756	
	Full connection			5	Softmax
The i th Domain Discriminator	Flatten			4941	
	Full connection			2	Softmax

the combinations of frequency energy with varying resolutions. The selection of kernel size obeys the rule of thumb that larger size at the bottom layers and smaller size at the top layers, which can better capture the information at different resolution scales. The output of feature extractor is an input to both the damage predictor and the domain discriminator.

The optimization of the feature extractor takes the gradient information from both domain discriminator and damage predictor. This optimization is a trade-off between domain-invariance and damage discriminativeness. The extracted features are designed to improve the performance of the damage predictor and to be highly domain-invariant such that even optimal domain discriminator cannot distinguish which domain they come from. To achieve this, we use the newly designed physics-guided loss function to train the feature extractor via gradient reversal, which is introduced in Section 4.2.3.

Damage Predictor: The damage predictor is designed to ensure the discriminativeness of the extracted features. It takes the extracted features as inputs and classifies the samples into different damage states. The basic intuition for the damage predictor is to model the mapping from extracted features to damage states. A well-trained damage predictor back-propagates as much sufficient information as possible to the feature extractor, to improve the discriminativeness of extracted features. When designing the damage predictor, the expressive power of the model needs to be ensured to model highly non-linear functional relationship. However, the damage predictor cannot be too deep, otherwise the vanishing gradient back-propagated to the feature extractor no longer provides any effective information about the damage patterns. According to our empirical study, we design the damage predictor as 3 convolutional layers with shrinking kernel size followed by 1 fully connected layer.

Domain Discriminator: Domain discriminator examines the domain-invariance of the extracted features. Each domain discriminator D_i takes only the extracted features from the source

domain S_i or the target domain T as inputs, and classifies the samples into 2 classes: the sample comes from the source domain S_i or the sample comes from the target domain T . We have multiple sub-classifiers inside the domain discriminator to ensure the consistent distribution between extracted features of each source domain and the target domain. The domain discriminator is trained adversarially with the feature extractor, such that the domain discriminator which can best distinguish the domain-difference between features is still confused by the domains of the feature extractor’s outputs. The design of domain discriminator should be simpler than that of the damage predictor – otherwise, the domain discriminator will dominate the training process and prevent the damage discriminativeness of the extracted features.

Table 1 provides the details of architecture we used in our experiment. The architecture may change with different knowledge transfer tasks. For example, for a binary damage detection task, the depth of feature extractor and damage predictor could be reduced since the damage detection task is relatively simpler than the damage quantification task.

4.2.3. *Physics-guided Loss Function for Adversarial Domain Adaptation*

To best learn domain-invariant feature representations, we train the feature extractor and domain discriminator in an adversarial way. The key idea of adversarial training is to play a minimax two-player game between the feature extractor and domain discriminator. In detail, we first optimize the domain discriminator to best distinguish the domain-difference of any features output by the feature extractor, and then we optimize the feature extractor such that the domain discriminator is not able to differentiate features as from the source or target domain. By alternatively optimizing the feature extractor and domain discriminator, the adversarial training aims at finding a saddle point such that the two networks achieve an equilibrium. In this way, we obtain an optimal feature extractor to best learn the domain-invariant feature representations. In recent years, adversarial learning has attracted much attention in machine learning communities since it avoids complex sampling and inference and enables an efficient learning of generative models [66, 41]. Studies based on adversarial learning, such as Generative Adversarial Nets (GANs) and adversarial defenses, have led to significant advances in generative learning and robustness of deep neural networks.

In this section, we first present the adversarial loss we designed for model optimization. We then provide theoretical insights behind the physics-guided weight design. As an important component of the loss function design, our physics-guide weight is designed to provide a better guarantee for damage prediction error.

I. Physics-guided Adversarial Loss

A key challenge is the loss function design. The optimization objective is to simultaneously (1) minimize the loss of damage prediction by optimizing both feature extractor and damage predictor, (2) minimize the loss of domain discrimination by optimizing domain discriminator, and (3) maximize the loss of domain discrimination by optimizing the feature extractor. Different from the two-player game in conventional adversarial learning, we also have damage predictor to ensure the damage discriminativeness of the extracted features, which makes the optimization problem a three-player game. Besides, each module is composed of a deep neural network. Jointly optimizing the three non-convex complex networks with unknown landscape is a challenging task. There-

fore, the loss function design is important to ensure the performance of the adversarial knowledge transfer framework.

For simplicity, we use a more general notation \mathcal{F} to represent the mapping function constructed by the deep neural networks. We denote $\mathcal{F}_E(\cdot; \theta_e) : \mathcal{X} \rightarrow h$ as the feature extractor neural network with parameters θ_e . Similarly, $\mathcal{F}_M(\cdot; \theta_m) : h \rightarrow \mathcal{Y}$ refers to damage predictor M with parameters θ_m which map extracted features to damage states (we assume there are K damage states in total). $\mathcal{F}_{D_i}(\cdot; \theta_{d_i}) : h \rightarrow \mathcal{C}$ refers to the i th domain discriminator D_i with parameters θ_{d_i} mapping the extracted features to domain labels. D_i takes extracted features from the source domain S_i and the target domain T . The domain label space \mathcal{C} has 2 labels: 1 represents that the sample comes from some source domain, 0 represents that the sample is from the target domain. We use \mathcal{L}_M^i to represent the cross-entropy loss of using the extracted features to predict the damage states for source domain S_i . \mathcal{L}_{D_i} represents the cross-entropy loss of distinguishing the extracted features from S_i or T . λ is defined as the factor to tune the trade-off between domain-invariance and discriminativeness of the extracted features.

The feature extractor, damage predictor, and domain discriminator are optimized by solving the following optimization problem,

$$\min_{\theta_e, \theta_m} \left[\sum_{i=1}^n w_i \mathcal{L}_M^i(\theta_e, \theta_m) - \min_{\theta_{d_1}, \dots, \theta_{d_n}} \lambda \sum_{i=1}^n w_i \mathcal{L}_{D_i}(\theta_e, \theta_{d_i}) \right], \quad (2)$$

where

$$\mathcal{L}_M^i(\theta_e, \theta_m) = -\mathbb{E}_{(\mathbf{x}, y) \sim \mathcal{D}_{S_i}} \sum_{k=1}^K I(y = k) \log \mathcal{F}_M(\mathcal{F}_E(\mathbf{x})) \quad (3)$$

$$\mathcal{L}_{D_i}(\theta_e, \theta_{d_i}) = -\mathbb{E}_{\mathbf{x}_s \sim \mathcal{X}_{S_i}} [\log (\mathcal{F}_{D_i}(\mathcal{F}_E(\mathbf{x}_s)))] - \mathbb{E}_{\mathbf{x}_t \sim \mathcal{X}_t} [\log (1 - \mathcal{F}_{D_i}(\mathcal{F}_E(\mathbf{x}_t)))] . \quad (4)$$

w_i is the weight for source domain i , which is designed to balance the influence of different source buildings, as mentioned in Section 4.2.1. We introduce a new physics-guided weight design which measures the importance of each source building using their physical similarities to the target building. We present the details of this physics-guided weight in the next subsection.

The problem in (2) is a minimax problem. Since the goals of the feature extractor and of the domain discriminator are conflicting, we need to train them in an adversarial manner to find the saddle point $\hat{\theta}_e, \hat{\theta}_m, \hat{\theta}_{d_i}$ such that

$$(\hat{\theta}_e, \hat{\theta}_m) = \arg \min \left[\sum_{i=1}^n w_i \mathcal{L}_M^i(\theta_e, \theta_m) - \min_{\theta_{d_1}, \dots, \theta_{d_n}} \lambda \sum_{i=1}^n w_i \mathcal{L}_{D_i}(\theta_e, \theta_{d_i}) \right] \quad (5)$$

$$(\hat{\theta}_{d_1}, \dots, \hat{\theta}_{d_n}) = \arg \min \lambda \sum_{i=1}^n w_i \mathcal{L}_{D_i}(\theta_e, \theta_{d_i}). \quad (6)$$

In practices, to find a stationary saddle point, the adversarial training is achieved by a non-trivial gradient-reversal layer. As Figure 6 shows, the gradient-reversal layer connects the feature extractor and the domain discriminator. In back-propagation, it reverses the gradient by multiplying it

by a negative scalar during back-propagation [40]. That is, during back-propagation, the neural networks follow the gradient updates as:

$$\theta_e \leftarrow \theta_e - \delta \sum_i \left(\frac{\partial w_i \mathcal{L}_M^i}{\partial \theta_e} - \lambda \frac{\partial w_i \mathcal{L}_{D_i}}{\partial \theta_e} \right) \quad (7)$$

$$\theta_m \leftarrow \theta_m - \delta \sum_i \left(\frac{\partial w_i \mathcal{L}_M^i}{\partial \theta_m} \right) \quad (8)$$

$$\theta_{d_i} \leftarrow \theta_{d_i} - \delta \left(\lambda \frac{\partial w_i \mathcal{L}_{D_i}}{\partial \theta_{d_i}} \right) \quad (9)$$

II. Theretical Insights behind Physics-guided Weights

An important component of the loss function is the weight w_i . This weight decides how efficiently we can integrate the knowledge from different source domains. From the Equation 1, an optimal w_i for different source domains can approximate the tightest upper bound of the target risk. In previous work, people mostly set $w_i = 1/n$ where n is the number of the source domains [45].

However, we show that $w_i = \frac{1/d_{\mathcal{H}\Delta\mathcal{H}}(\hat{S}_i, \hat{T})}{\sum_i 1/d_{\mathcal{H}\Delta\mathcal{H}}(\hat{S}_i, \hat{T})}$ results in a tighter bound, which provides an improved guarantee on the performance of knowledge transfer.

Theorem 2. Given $\hat{R}_{S_1}(h) = \dots = \hat{R}_{S_n}(h) \forall i$, $w_i = \frac{1/d_{\mathcal{H}\Delta\mathcal{H}}(\hat{S}_i, \hat{T})}{\sum_i 1/d_{\mathcal{H}\Delta\mathcal{H}}(\hat{S}_i, \hat{T})}$ results in a tighter upper bound for the target risk $R_T(h)$ than $w_i = 1/n$.

Proof. Given that $R_{S_i}(h)$ depends on the expressive power of the shared damage classifier $h = \mathcal{F}_M(\mathcal{F}_E(\cdot; \theta_e); \theta_m)$, we assume that the classifier is optimally trained and over-fitted on the source data and the source risks are equal to one another, i.e., $\hat{R}_{S_1}(h) = \dots = \hat{R}_{S_n}(h) \forall i$. Therefore, for $d_{\mathcal{H}\Delta\mathcal{H}}(\hat{S}_i, \hat{T}) > 0$,

$$\begin{aligned} & \sum_i \frac{1/d_{\mathcal{H}\Delta\mathcal{H}}(\hat{S}_i, \hat{T})}{\sum_i 1/d_{\mathcal{H}\Delta\mathcal{H}}(\hat{S}_i, \hat{T})} \left(\hat{R}_{S_i}(h) + d_{\mathcal{H}\Delta\mathcal{H}}(\hat{S}_i, \hat{T}) \right) \\ &= \sum_i \frac{1/d_{\mathcal{H}\Delta\mathcal{H}}(\hat{S}_i, \hat{T})}{\sum_i 1/d_{\mathcal{H}\Delta\mathcal{H}}(\hat{S}_i, \hat{T})} \hat{R}_{S_i}(h) + \frac{n}{\sum_i 1/d_{\mathcal{H}\Delta\mathcal{H}}(\hat{S}_i, \hat{T})} \\ &\leq \hat{R}_{S_i}(h) + \sum_i \frac{1}{n} d_{\mathcal{H}\Delta\mathcal{H}}(\hat{S}_i, \hat{T}) \forall i \text{ (based on Cauchy-Schwarz inequality)} \\ &= \sum_i \frac{1}{n} \left(\hat{R}_{S_i}(h) + d_{\mathcal{H}\Delta\mathcal{H}}(\hat{S}_i, \hat{T}) \right). \end{aligned}$$

It has been shown that $\sum_i w_i \left(R_{S_i}(h) + d_{\mathcal{H}\Delta\mathcal{H}}(\hat{S}_i, \hat{T}) \right)$ decides the upper bound of the target risk, i.e., $R_T(h)$ in Equation 1. Therefore, $w_i = \frac{1/d_{\mathcal{H}\Delta\mathcal{H}}(\hat{S}_i, \hat{T})}{\sum_i 1/d_{\mathcal{H}\Delta\mathcal{H}}(\hat{S}_i, \hat{T})}$ renders a tighter upper bound of the target risk. \square

Therefore, when designing the loss function for the framework, it is necessary to weigh the loss of different domains unequally to achieve better knowledge transfer performance. However, as we have no labelled data for the target building, it is unlikely to directly estimate the target data distribution and further measure the empirical distribution divergence $d_{\mathcal{H}\Delta\mathcal{H}}(\hat{S}_i, \hat{T})$. In Sections 3 and 4.2.1, we show that the divergence between two buildings' sample data distributions $d_{\mathcal{H}\Delta\mathcal{H}}(\hat{S}_i, \hat{T})$ is related to the similarity between the two building's physical properties $d_{\mathcal{H}_u\Delta\mathcal{H}_u}(\mathcal{U}_{S_i}, \mathcal{U}_T)$, thus, we use $d_{\mathcal{H}_u\Delta\mathcal{H}_u}(\mathcal{U}_{S_i}, \mathcal{U}_T)$ to indicate the relative changes of $d_{\mathcal{H}\Delta\mathcal{H}}(\hat{S}_i, \hat{T})$. The optimal weight for the i th domain, w_i , is designed as follows,

$$w_i \propto \frac{f(1/d_{\mathcal{H}_u\Delta\mathcal{H}_u}(\mathcal{U}_{S_i}, \mathcal{U}_T))}{\sum_i f(1/d_{\mathcal{H}_u\Delta\mathcal{H}_u}(\mathcal{U}_{S_i}, \mathcal{U}_T))}, \quad (10)$$

where f is a non-decreasing function to model the relationship between $d_{\mathcal{H}_u\Delta\mathcal{H}_u}(\mathcal{U}_{S_i}, \mathcal{U}_T)$ and $d_{\mathcal{H}\Delta\mathcal{H}}(\hat{S}_i, \hat{T})$.

Intuitively, the knowledge learned from the similar buildings should be (1) more efficiently transferred to the target building, and (2) more informative and indicative of the damage prediction on the target building. Therefore, we assign higher weights to the source domains which have more similar physical properties in the loss design.

In practices, most available physical knowledge about buildings are simple and fuzzy physical properties. Denote U_{S_i} and U_T as the known physical knowledge about the i th source building and the target building T . From empirical study, we found that taking f as exponential functional family performs best. Therefore, we calculate w_i by taking the reciprocal of the similarity between U_{S_i} and U_T , and then normalize w_i across all source domains using softmax function as

$$w_i = \frac{\exp[1/\text{dist}(U_{S_i}, U_T)]}{\sum_i \exp[1/\text{dist}(U_{S_i}, U_T)]}. \quad (11)$$

By using softmax function, we can smooth the influence of the differences between physical properties. The physical knowledge is combined to regularize the domain-invariant and discriminative feature extraction. As mentioned in Section 3, how the building physical property influences the data distribution is a complex process. In practice, the limited physical knowledge and the simple mapping function f may constrain the ability to approximate the real distribution divergence. However, this rough estimation is still helpful to leverage different source domains and guide the training process. Besides, the data-driven model also automatically updates their parameters to complement the insufficient divergence approximation by physics-guided weights. Note that the similarities between different buildings' physical properties may depend on how many known parameters can be obtained (e.g., heights, mode shapes, strong-column/weak-beam ratios). The key is the insight that using physical similarities guides the knowledge transfer between buildings. For example, in our experiment, we have very limited information about the building besides building height. Based on the analysis in Section 3, we define the similarity as a function of building heights:

$$\text{dist}(U_{S_i}, U_T) = (1 - H_{S_i}/H_T)^2 + \epsilon,$$

where H_{S_i} and H_T represents the heights of the source and target buildings, and ϵ is a smoothing factor to avoid $\text{dist} = 0$.

5. Evaluation

In this section, we evaluate our framework on both simulation and real-world experimental earthquake-induced building vibration datasets. We first give a brief description about the datasets in Section 5.1. Then we describe the baseline methods for comparison (Section 5.2), the knowledge transfer performance on simulation data (Section 5.3) and experimental dataset (Section 5.4). Finally, we characterize the training process and discuss the effect of hyperparameter λ (Section 5.5).

5.1. Data Description

To evaluate the performance of our algorithm, we first transfer the knowledge between simulation data, and then transfer the knowledge learned from simulation data to diagnose the structural damages in shake-table experiments.

Simulation Data: To understand the building structural damage patterns under earthquakes, our building response database consists of a wide range of archetype steel frame buildings with MRFs [25, 5]. The archetypes we used include 2-story, 4-story, 8-story, 12-story and 20-story building with a first-story height of 4.6m and a typical story height of 4m. The steel MRFs of these archetypes are designed with three strong-column/weak-beam (SCWB) ratios of 1.0 [67]. The researchers utilize a suite of ground motions with large moment-magnitude ($6.5 \leq M_w \leq 7$) and short closest-to-fault-rupture distance ($13km < R_{rup} < 40km$). These ground motions are collected from 40 observation stations during 5 previous earthquake events. To simulate the building responses, two-dimensional nonlinear model representations of all the archetype MRFs are developed in the Open System for Earthquake Engineering Simulation (OpenSEES) Platform [68, 5], and incremental dynamic analysis (IDA) [10] is performed. The floor accelerations and story drift ratios are recorded with sampling frequency of 200Hz for each ground motion over a wide range of incremental factors.

Experimental data: A series of shake table tests of a 1:8 scale model for a 4-story steel MRFs are conducted at the State University of New York at Buffalo [20]. The structure is subjected to a series of the scaled 1994 Northridge earthquake ground motions recorded at the Canoga Park, CA, station. The scale factor ranges from 0.4 to 1.9. Accelerometers and displacement meters are instrumented on the structure to record the structural responses and story drift ratios 128Hz.

True damage label determination: According to the current standard (FEMA P695) [69, 70, 71, 72], structural damage states are defined based on the ground-truth peak story drift ratio at each story. For the damage detection task, we divide the damage state into no damage ($SDR \in [0, 0.01)$) and damaged ($SDR \in [0.01, +\infty)$). For the task of damage quantification, we use 5 damage states: no damage ($SDR \in [0, 0.01)$), slight damage ($SDR \in [0.01, 0.02)$), moderate damage ($SDR \in [0.02, 0.03)$), severe damage ($SDR \in [0.03, 0.06)$), and collapse ($SDR \in [0.06, +\infty)$).

5.2. Benchmark Methods

We compare the performance of our framework with 6 other different methods, including MDAN [45], C-DANN [40], B-DANN [40], C-CNN, TCA [37], and directly training and testing

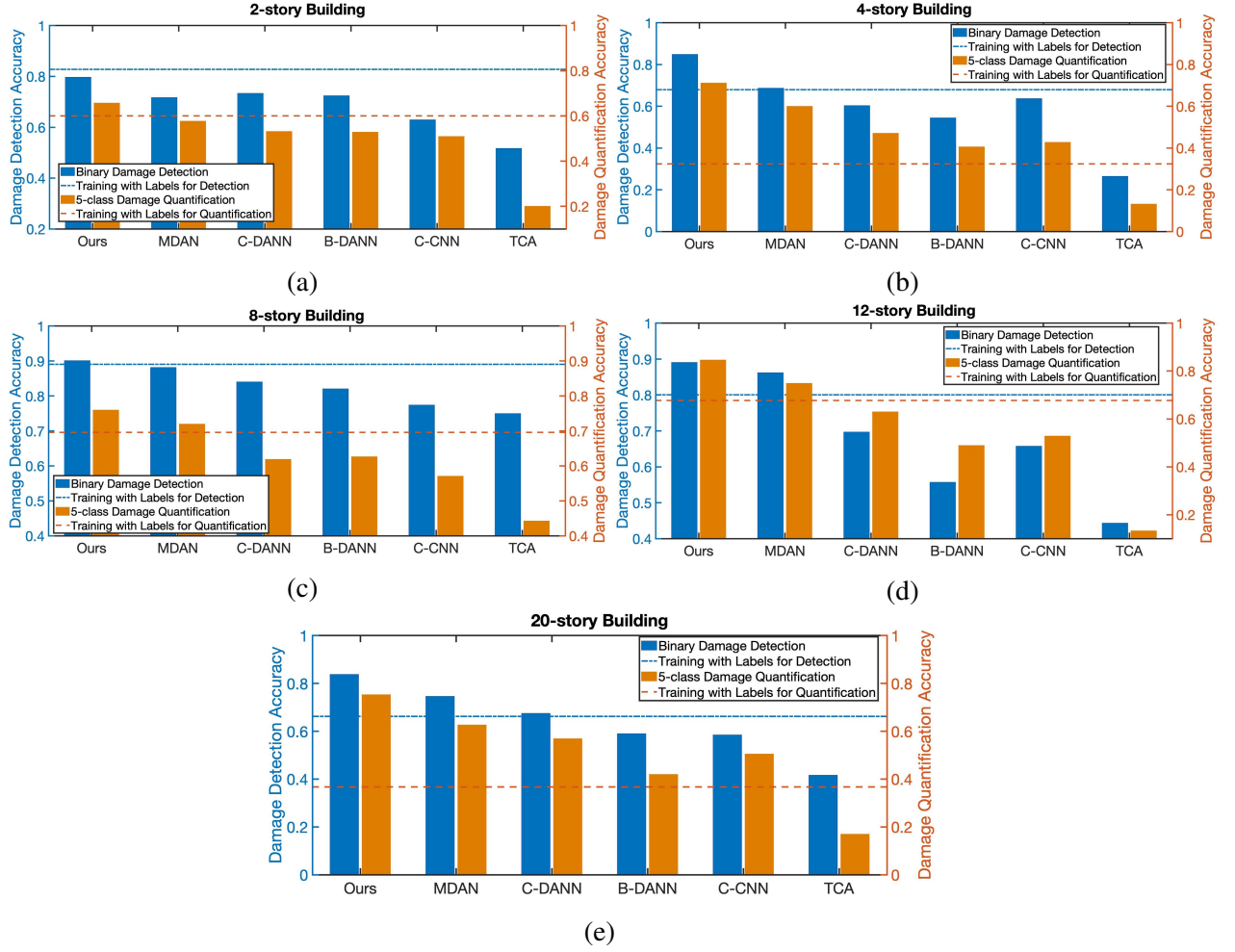


Figure 7: (a), (b), (c), (d), (e) compares the performance of knowledge transfer from other buildings to the 2, 4, 8, 12, and 20-story buildings using our framework and other benchmark methods. The results include binary damage detection (blue) and 5-class damage quantification (orange). The dotted lines represent the damage prediction accuracy when directly training using the target domain labelled data as reference (ideal case). The results show that our framework outperform other methods.

on the target domain. MDAN is a multiple source adversarial domain adaptation method with uniform weight across different source domains. We use MDAN as one baseline method to show the model performance improvement due to our physics-guided loss design. C-DANN combines the data from all source domains as single source domain dataset, and use single source domain adaptation method named as Domain Adversarial Neural Network (DANN) [40] to transfer knowledge from the source domain to the target domain. B-DANN transfers the knowledge from each source domain to the target domain using DANN [40], and then selects the one with the best performance to report. C-DANN and B-DANN have the exactly same architectures of feature extractor and damage predictor with our framework. The only difference is that there is only one classifier in domain discriminator due to a single source domain. C-CNN directly uses deep convolutional neural network to train on the combined source data and predict on the target domain. The architecture for C-CNN is the combination of the architectures of the feature extractor and damage predictor in our framework mentioned in Section 4. Transfer Component Analysis (TCA) is a two-stage classic statistical single-domain adaptation method. When implementing TCA, we first combine the data from all source domains as a single source domain dataset, then use TCA to extract the domain-invariant features for both the source and target domain, and finally use the support vector machine to train on the transformed source data and predict on the transformed target data. We also evaluate the performance of directly training and testing on the target domain using deep convolutional neural network given ground-truth labels for target domain data (ideal case).

5.3. Knowledge Transfer Across Different Buildings on Simulation Data

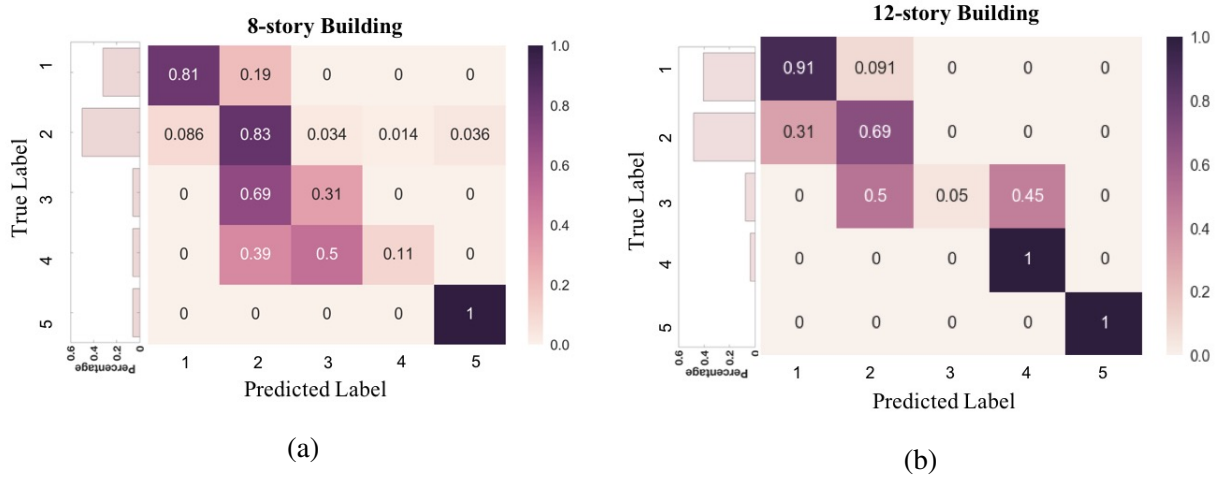


Figure 8: (a) Confusion matrix of the 5-class damage quantification result for knowledge transfer from other buildings to the 8-story building. (b) Confusion matrix of the 5-class damage quantification result for knowledge transfer from other buildings to the 12-story building. The left of each confusion map shows the density histogram of each damage class in the respective building’s dataset.

We first evaluate the performance of our framework on knowledge transfer across different buildings using simulation data. Two different tasks, binary damage detection and 5-class damage quantification, are conducted.

To prepare the training and testing datasets for simulation data, we first conduct linear interpolation to align the timestamps of floor vibrations and impute the missing data for each building. We then conduct data augmentation as some buildings have very limited structural response datasets. Based on the observations on the data, we take the sliding window length varying between $t - 2.5$ seconds to t seconds where t is the time length of the raw vibration signal. We take the stride of sliding the window as 0.25 seconds. Based on the selected data, we conduct Fast Fourier Transform (FFT) on the ground motion, the floor acceleration and the ceiling acceleration for each story-wise data sample. In our experiment, we take the spectrum with frequency lower than 26Hz, which corresponds to a 1000×1 vector for each vibration signal. We choose lower frequency band since most fatal structural damages are induced by low-frequency seismic waves. The peak story drift ratio is simultaneously quantized into damage classes as ground-truth labels. We organized the data for each building by story level.

We conduct separate experiments which transfer knowledge to each of 2, 4, 8, 12, and 20-story building from the other buildings. The domain adaptation is implemented in story level. As an example, we show the performance of our framework on transferring knowledge across the 2nd floor of each building. We present the performance at the 2nd floor since: 1) all the 5 buildings have the 2nd floor, and 2) as Figure 3b and Figure 4b shows, the data distribution changes in lower floors are more complex than higher levels, which makes their analysis more challenging.

We design different architectures for binary damage detection task and 5-class damage quantification task. The architecture for damage quantification is shown in Table 1 with $\sim 250K$ parameters. Since damage detection is an easier task, we reduce the number of convolutional layers in feature extractor and damage predictor to 3 and 2, respectively. To evaluate the best performance, when training the model, we use Adam as optimizer [73] with the momentum of 0.9 and the weight decay rate of $1e - 4$. We take λ as $0.2 \sim 0.5$ for damage quantification and λ as $0.01 \sim 0.05$ for damage detection. The initial learning rate is set as 0.005 for damage quantification and 0.0002 for damage detection with learning decay rate of 0.1.

Figure 7 shows the performance of our framework on knowledge transfer across 5 buildings for different damage diagnosis tasks. Figures 7a, 7b, 7c, 7d and 7e show the results of knowledge transfer to the 2, 4, 8, 12, 20-story building from all the remaining buildings, respectively. Blue bars refer to the results of binary damage detection and orange ones represent the results of 5-class damage quantification tasks. We use the dotted line to represent the damage prediction accuracy of directly training on the target domain as reference (ideal case). Our framework achieves up to 68.76% improvement on damage detection and 86.37% improvement on damage quantification compared to the benchmark methods other than directly training on the target domain. Figure 8 presents the confusion matrix of damage quantification results for transferring knowledge from all the remaining buildings to the 8-story and the 12-story buildings. Since we do not have class 5 (collapse) for 12-story building data, we mark it as 1 in the confusion matrix. Figure 8 shows that the damage quantification accuracy achieves 76% and 84.67% for the 8 and 12-story buildings, respectively. Besides, the ± 1 damage quantification accuracy achieves 97.41% and 100% respectively. Figure 9 shows the performance of our framework to transfer knowledge from other

buildings to the 12-story building across the 2nd story, 6th story and the roof story to compare the performance of knowledge transfer in different stories. The results on damage detection, damage quantification and ± 1 damage quantification are presented.

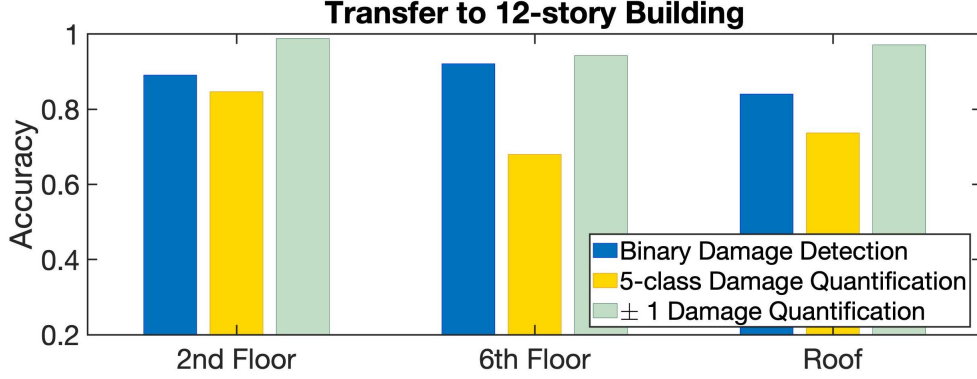


Figure 9: Performance of our framework to transfer knowledge from other buildings to the 12-story building across the 2nd story, 6th story and the roof story. The results on damage detection (blue), damage quantification (yellow) and ± 1 damage quantification (green) are presented.

From Figures 7, 8 and 9, we have 4 observations based on the results: 1) “no damage” vs “slight damage” data points, or “moderate damage” vs “severe damage” are difficult to classify. 2) Except transferring to the 2-story building, our method can achieve comparable performance or outperform directly training on the target domain given labelled target domain data. This is because that for some buildings with very few data, the information is too limited for directly training and testing on the target domain even if the label is given, which makes the model easily overfit and reduce the prediction performance. This also shows that our framework is good at integrating the information from different source domains to improve the knowledge transfer. 3) For most buildings, multiple source domain adaptation methods (Ours, MDAN) outperform single domain adaptation methods (C-DANN, B-DANN, TCA). This is because multiple source domain adaptation methods can utilize information from multiple buildings compared to baseline like B-DANN and TCA, and can better understand and extract these information compared to C-DANN and C-CNN. 4) Small size of unlabelled target domain data would constrain the performance of knowledge transfer. For example, the 8-story and the 12-story building can achieve relatively higher accuracy rather than other building. This is because there are too few samples (< 1000) even after data augmentation. Having few inputs from the target domain makes it difficult for the feature extractor to sufficiently learn the underlying marginal distributions and conduct domain-invariant transform.

5.4. Knowledge Transfer Across Different Buildings From Simulation to Real-world Diagnosis

Compared to the simulated non-linear building model, experimental structures often have more complex non-linear load-deformation patterns. However, real-world seismic structural response data is often difficult to acquire. Here we validate the application to transfer the knowledge from

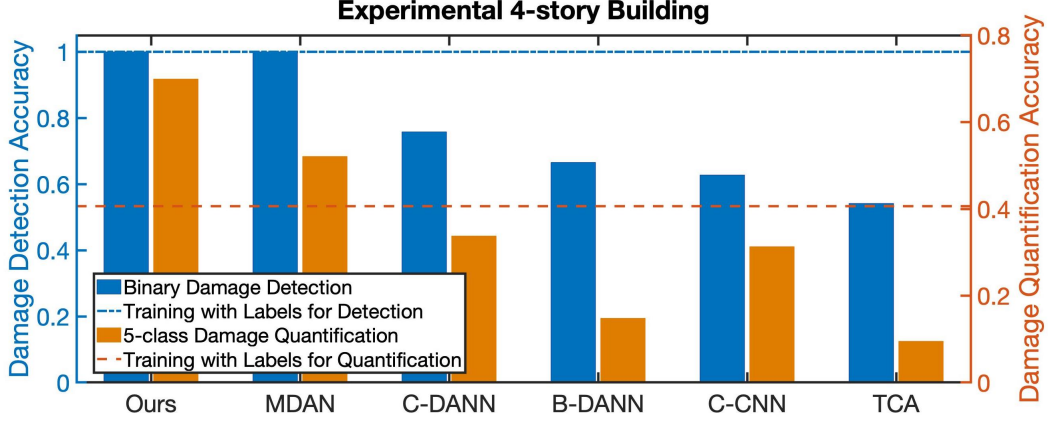


Figure 10: This figure compares the domain adaptation performance between our method and other approaches on binary damage detection (blue) and 5-class damage quantification tasks (yellow) on a experimental 4-story building. We use the dotted line to represent the damage prediction accuracy of directly training on the target domain as reference.

the simulation data to the experimental structure for earthquake-induced structural damage diagnosis.

For the data preprocessing, we follow the same steps described for simulation data in Section 5.3. The difference is that we have more dense sliding window with small striding to augment the data, since the size of experimental building data is very limited. Data augmentation results in 1500 data points and respective damage states from the experimental structure dataset. Note the damage class distribution is very imbalanced as Figure 11 shows, which is common in experimental data. We use the same architecture as Table 1 for damage quantification. For damage detection, a model with smaller sizes of neural networks compared to the one for simulation data is employed. We use Adam with the momentum of 0.9 and the weight decay rate of $1e - 4$ as optimizer [73]. For damage quantification, we found the performance achieves the best when we set $\lambda = 1$. We take λ as 0.01 \sim 0.05 for damage detection. The initial learning rate is set as 0.005 for damage quantification and 0.0002 for damage detection with learning decay rate of 0.1. The selection of hyper-parameters is based on our empirical study.

As a result, our framework can achieve 100% damage detection accuracy and 69.93% 5-class damage quantification accuracy, as shown in Figure 10. In the task of damage detection, our framework has the same performance as MDAN, and outperforms other methods, which validates that multiple source domain adaptation methods have unique advantages on fusing the information from different source domains. On the more difficult task of damage quantification, our method outperforms all other methods, which shows the importance of discovering and combining the physical knowledge about the domains into the loss design. Figure 11 shows the confusion matrix for the damage quantification result, which indicates a 100% ± 1 damage quantification accuracy. Since we do not have class 2 (slight damage) and class 5 (collapse), we mark them as 1 in the confusion matrix. Interestingly, the source dataset contains data points indicating slight damage and collapse, but the well-trained model only misclassifies a small group of data points belonging

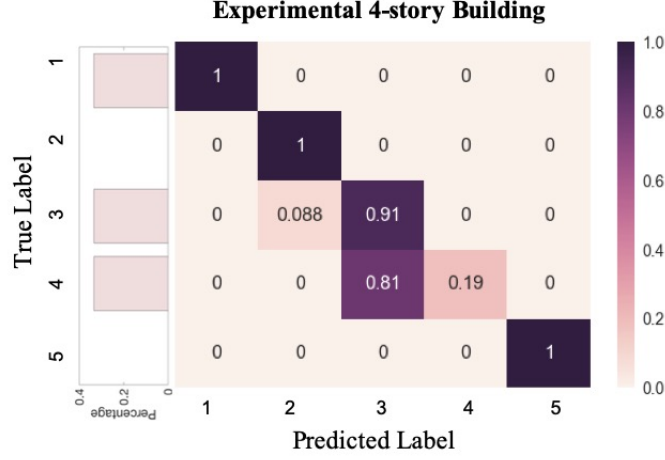


Figure 11: Confusion matrix of the 5-class damage quantification result for knowledge transfer from simulation data to a experimental 4-story building. The left of the confusion map shows the density histogram of each damage class.

to moderate damage into slight damage, and avoids to classify any points into collapse.

5.5. Characterizing the Training Process and Effect of λ

In this section, we characterize the training process, to provide insights and experiences about the optimization of our framework. A key problem for adversarial framework is how to find a stationary saddle point in minimax/maximin optimization. For our framework, this problem is more critical and difficult to resolve, because our framework combines three neural network architectures, which makes it more difficult to guarantee a stationary saddle point. Here we visualize the changes of the damage classification loss $\frac{1}{n} \sum_{i=1}^n w_i \mathcal{L}_M^i(\theta_e, \theta_m)$ and domain discrimination loss $\frac{1}{n} \sum_{i=1}^n w_i \mathcal{L}_{D_i}(\theta_e, \theta_{d_i})$ in Figure 12. The figure shows that both loss keep fluctuating during the training epochs due to adversarial training scheme. The damage prediction accuracy on the target domain varies a lot at the early training stage, and finally converge a stable point. A basic insight to stabilize the training is that, in architecture design, the sub-classifiers in domain discriminator should be kept as light-weight nets but sufficiently powerful to conduct binary classification on the extracted features. However, sometimes it would be difficult to find a saddle point for the training framework. How to stabilize the training of adversarial frameworks needs to be resolved in the future work.

The tuning of parameter λ is another key for the network optimization. λ controls the trade-off between the discriminativeness and domain-invariance of the extracted features. In our experiment, we found that different architectures have different optimal λ . If the architecture of damage predictor is more complex, or if we have limited data or more noisy data, we need higher λ to ensure the domain-invariance of the extracted features.

We also visualize the kernel in the first convolutional layer of learned feature extractor. In Figure 13 shows, it shows that there are 3 groups of 81 kernels with size of 5×1 . The 3 groups

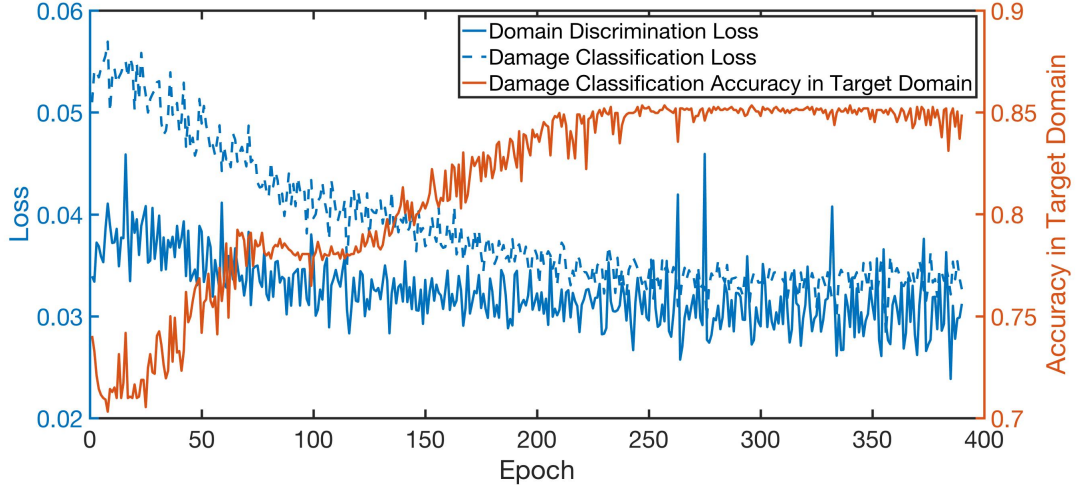


Figure 12: The loss of domain discrimination loss, the loss of damage classification on the source domains, and the accuracy of damage classification on the target domain change with training epochs.

focus on extracting information from floor response frequency, ceiling response frequency, and ground motion frequency. We can find that most kernels are active, which means our network parameters are not redundant. It can be found that in some groups, the kernels focus on extracting information in the same frequency band, while in some other groups, the kernels for floor and ceil responses tend to focus on opposite frequency band to the kernel for ground motion information.

6. Conclusion

In this work, we introduce a new modeling framework to adapt and transfer the knowledge learned from different buildings to diagnose the earthquake-induced structural damages of another building without any labelled data. Our adversarial domain adaptation approach extracts domain-invariant and damage-discriminative feature representations of data from different buildings. To the best of our knowledge, this is the first framework to address the multiple source domain adaptation challenge in post-earthquake building damage diagnosis without any labels of the target building. This end-to-end framework integrates data augmentation, input feature extraction, and domain adaptation for damage detection and damage quantification. Besides, this framework is flexible to combine as much available information in historical datasets from other different buildings as possible to help diagnose the current building, which ensures its application practicalities. In this framework, we design a new physics-guided loss function based on fuzzy physical knowledge about buildings to eliminate the uncertainties introduced by those source buildings with less physical similarities to the target building. We prove that this new loss provides a tighter upper bound the damage prediction risk on the target building.

We evaluate our framework using both simulation data and experimental data, including 5 different buildings under 40 earthquakes for simulation and an experimental 4-story building subjected to incremental dynamic analysis. Our method achieves upto 90.13% damage detection




Figure 13: Visualized kernel for the first convolutional layer of the learned feature extractor described in the Table 1. There are 3 groups of 81 kernels with size of 5×1 . The 3 groups focus on extracting information from floor response frequency, ceiling response frequency, and ground motion frequency, which is ordered from top to bottom in the figure.

accuracy and 84.66% damage quantification accuracy on simulation data. We also successfully transfer the knowledge learned from simulation data to experimental data with 100% damage detection accuracy and 69.93% damage quantification accuracy, which outperforms other state-of-the-art benchmark methods. The theoretical analysis and experimental results show the potential of our physics-guided adversarial domain adaptation framework to sufficiently distill and transfer the knowledge of seismic building damage patterns for building damage diagnosis, which is important for enabling fast and accurate post-earthquake building damage estimation.

References

- [1] C. Matsui, A. Nishitani, Y. Nitta, T. Hatada, R. Katamura, S. Miura, M. Oshio, Y. Suzuki, M. Takahashi, T. Tani, et al., Structural monitoring scheme based on directly measured inter-story drift displacement response information, in: *Proceedings of the 15th World Conference on Earthquake Engineering*, Lisbon, Portugal, September, 2012.
- [2] R. Foltz, Estimating seismic damage and repair costs, MAE Center Project CM-4, The Citadel, Texas A&M (2004).
- [3] H. Y. Noh, K. Krishnan Nair, D. G. Lignos, A. S. Kiremidjian, Use of wavelet-based damage-sensitive features for structural damage diagnosis using strong motion data, *Journal of Structural Engineering* 137 (10) (2011) 1215–1228.
- [4] H. Y. Noh, D. G. Lignos, K. K. Nair, A. S. Kiremidjian, Development of fragility functions as a damage classification/prediction method for steel moment-resisting frames using a wavelet-based damage sensitive feature, *Earthquake Engineering & Structural Dynamics* 41 (4) (2012) 681–696.
- [5] S.-H. Hwang, D. G. Lignos, Nonmodel-based framework for rapid seismic risk and loss assessment of instrumented steel buildings, *Engineering Structures* 156 (2018) 417–432.
- [6] S. N. Pakzad, G. L. Fenves, Statistical analysis of vibration modes of a suspension bridge using spatially dense wireless sensor network, *Journal of structural engineering* 135 (7) (2009) 863–872.
- [7] J.-A. Goulet, C. Michel, A. D. Kiureghian, Data-driven post-earthquake rapid structural safety assessment, *Earthquake Engineering & Structural Dynamics* 44 (4) (2015) 549–562.
- [8] S. Xu, L. Zhang, P. Zhang, H. Y. Noh, An information-theoretic approach for indirect train traffic monitoring using building vibration, *Frontiers in Built Environment* 3 (2017) 22.
- [9] A. Ghobarah, Performance-based design in earthquake engineering: state of development, *Engineering structures* 23 (8) (2001) 878–884.
- [10] D. Vamvatsikos, C. A. Cornell, Incremental dynamic analysis, *Earthquake Engineering & Structural Dynamics* 31 (3) (2002) 491–514.
- [11] D. McCallen, F. Petrone, J. Coates, N. Repanich, A laser-based optical sensor for broad-band measurements of building earthquake drift, *Earthquake spectra* 33 (4) (2017) 1573–1598.
- [12] E. Jennings, J. W. van de Lindt, E. Ziaei, G. Mochizuki, W. Pang, X. Shao, Retrofit of a soft-story woodframe building using sma devices with full-scale hybrid test verification, *Engineering Structures* 80 (2014) 469–485.
- [13] W. Pang, D. Rosowsky, J. van de Lindt, S. Pei, Simplified direct displacement design of six-story neeswood capstone building and pre-test seismic performance assessment, *NEESWood Report NW-05* (2009).
- [14] S. J. Pan, Q. Yang, A survey on transfer learning, *IEEE Transactions on knowledge and data engineering* 22 (10) (2010) 1345–1359.
- [15] K. Zhang, B. Schölkopf, K. Muandet, Z. Wang, Domain adaptation under target and conditional shift, in: *International Conference on Machine Learning*, 2013, pp. 819–827.
- [16] P. Haeusser, T. Frerix, A. Mordvintsev, D. Cremers, Associative domain adaptation, in: *Proceedings of the IEEE International Conference on Computer Vision*, 2017, pp. 2765–2773.
- [17] S. J. Pan, I. W. Tsang, J. T. Kwok, Q. Yang, Domain adaptation via transfer component analysis, *IEEE Transactions on Neural Networks* 22 (2) (2011) 199–210.
- [18] M. Ghifary, W. B. Kleijn, M. Zhang, D. Balduzzi, W. Li, Deep reconstruction-classification networks for unsupervised domain adaptation, in: *European Conference on Computer Vision*, Springer, 2016, pp. 597–613.
- [19] J. Hoffman, M. Mohri, N. Zhang, Multiple-source adaptation for regression problems, *arXiv preprint arXiv:1711.05037* (2017).
- [20] D. Lignos, H. Krawinkler, A. Whittaker, Shaking table collapse tests of two scale models of a 4-story moment resisting steel frame, in: *Proceedings of the 14th World Conference on Earthquake Engineering*, 2008, pp. 12–17.
- [21] X. Ji, G. L. Fenves, K. Kajiwara, M. Nakashima, Seismic damage detection of a full-scale shaking table test structure, *Journal of Structural Engineering* 137 (1) (2010) 14–21.
- [22] G. Gui, H. Pan, Z. Lin, Y. Li, Z. Yuan, Data-driven support vector machine with optimization techniques for structural health monitoring and damage detection, *KSCE Journal of Civil Engineering* 21 (2) (2017) 523–534.

- [23] C. S. N. Pathirage, J. Li, L. Li, H. Hao, W. Liu, P. Ni, Structural damage identification based on autoencoder neural networks and deep learning, *Engineering Structures* 172 (2018) 13–28.
- [24] O. Abdeljaber, O. Avci, S. Kiranyaz, M. Gabbouj, D. J. Inman, Real-time vibration-based structural damage detection using one-dimensional convolutional neural networks, *Journal of Sound and Vibration* 388 (2017) 154–170.
- [25] S.-H. Hwang, D. G. Lignos, Earthquake-induced loss assessment of steel frame buildings with special moment frames designed in highly seismic regions, *Earthquake Engineering & Structural Dynamics* 46 (13) (2017) 2141–2162.
- [26] H. Daume III, D. Marcu, Domain adaptation for statistical classifiers, *Journal of artificial Intelligence research* 26 (2006) 101–126.
- [27] B. Zadrozny, Learning and evaluating classifiers under sample selection bias, in: *Proceedings of the twenty-first international conference on Machine learning*, ACM, 2004, p. 114.
- [28] H. Zhao, R. T. d. Combes, K. Zhang, G. J. Gordon, On learning invariant representation for domain adaptation, *arXiv preprint arXiv:1901.09453* (2019).
- [29] T. Yu, S. Pan, S. Xu, X. Chen, M. Mirshekari, J. Fagert, H. Y. Noh, P. Zhang, O. J. Mengshoel, Ilpc: Iterative learning using physical constraints in real-world sensing data, in: *Workshops at the Thirty-Second AAAI Conference on Artificial Intelligence*, 2018.
- [30] W. Dai, Q. Yang, G.-R. Xue, Y. Yu, Self-taught clustering, in: *Proceedings of the 25th international conference on Machine learning*, ACM, 2008, pp. 200–207.
- [31] Z. Wang, Y. Song, C. Zhang, Transferred dimensionality reduction, in: *Joint European Conference on Machine Learning and Knowledge Discovery in Databases*, Springer, 2008, pp. 550–565.
- [32] P. Koehn, J. Schroeder, Experiments in domain adaptation for statistical machine translation, in: *Proceedings of the second workshop on statistical machine translation*, 2007, pp. 224–227.
- [33] J. Blitzer, M. Dredze, F. Pereira, Biographies, bollywood, boom-boxes and blenders: Domain adaptation for sentiment classification, in: *Proceedings of the 45th annual meeting of the association of computational linguistics*, 2007, pp. 440–447.
- [34] M. Long, J. Wang, J. Sun, S. Y. Philip, Domain invariant transfer kernel learning, *IEEE Transactions on Knowledge and Data Engineering* 27 (6) (2014) 1519–1532.
- [35] B. Gong, Y. Shi, F. Sha, K. Grauman, Geodesic flow kernel for unsupervised domain adaptation, in: *2012 IEEE Conference on Computer Vision and Pattern Recognition*, IEEE, 2012, pp. 2066–2073.
- [36] M. Long, J. Wang, G. Ding, J. Sun, P. S. Yu, Transfer feature learning with joint distribution adaptation, in: *Proceedings of the IEEE international conference on computer vision*, 2013, pp. 2200–2207.
- [37] S. J. Pan, I. W. Tsang, J. T. Kwok, Q. Yang, Domain adaptation via transfer component analysis, *IEEE Transactions on Neural Networks* 22 (2) (2010) 199–210.
- [38] M. Mirshekari, J. Fagert, S. Pan, P. Zhang, H. Y. Noh, Step-level occupant detection across different structures through footstep-induced floor vibration using model transfer, *Journal of Engineering Mechanics* 146 (3) (2020) 04019137.
- [39] Y. Ganin, V. Lempitsky, Unsupervised domain adaptation by backpropagation, *arXiv preprint arXiv:1409.7495* (2014).
- [40] Y. Ganin, E. Ustinova, H. Ajakan, P. Germain, H. Larochelle, F. Laviolette, M. Marchand, V. Lempitsky, Domain-adversarial training of neural networks, *The Journal of Machine Learning Research* 17 (1) (2016) 2096–2030.
- [41] E. Tzeng, J. Hoffman, K. Saenko, T. Darrell, Adversarial discriminative domain adaptation, in: *Proceedings of the IEEE Conference on Computer Vision and Pattern Recognition*, 2017, pp. 7167–7176.
- [42] E. Tzeng, J. Hoffman, T. Darrell, K. Saenko, Simultaneous deep transfer across domains and tasks, in: *Proceedings of the IEEE International Conference on Computer Vision*, 2015, pp. 4068–4076.
- [43] C. Gan, T. Yang, B. Gong, Learning attributes equals multi-source domain generalization, in: *Proceedings of the IEEE Conference on Computer Vision and Pattern Recognition*, 2016, pp. 87–97.
- [44] J. Hoffman, B. Kulis, T. Darrell, K. Saenko, Discovering latent domains for multisource domain adaptation, in: *European Conference on Computer Vision*, Springer, 2012, pp. 702–715.
- [45] H. Zhao, S. Zhang, G. Wu, J. M. Moura, J. P. Costeira, G. J. Gordon, Adversarial multiple source domain

- adaptation, in: *Advances in Neural Information Processing Systems*, 2018, pp. 8559–8570.
- [46] R. Raina, Y. Shen, A. McCallum, A. Y. Ng, Classification with hybrid generative/discriminative models, in: *Advances in neural information processing systems*, 2004, pp. 545–552.
 - [47] L. v. d. Maaten, G. Hinton, Visualizing data using t-sne, *Journal of machine learning research* 9 (Nov) (2008) 2579–2605.
 - [48] M. Trifunac, A. Brady, On the correlation of seismic intensity scales with the peaks of recorded strong ground motion, *Bulletin of the Seismological Society of America* 65 (1) (1975) 139–162.
 - [49] R. Spence, A. Coburn, A. Pomonis, S. Sakai, Correlation of ground motion with building damage: The definition of a new damage-based seismic intensity scale, in: *Proceedings of the Tenth World Conference on Earthquake Engineering*, Madrid, Spain, Vol. 1, 1992, pp. 551–56.
 - [50] Y.-J. Park, A. H.-S. Ang, Y. K. Wen, Seismic damage analysis of reinforced concrete buildings, *Journal of Structural Engineering* 111 (4) (1985) 740–757.
 - [51] R. ARAYA, Earthquake accelerogram destructiveness potential factor, in: *Proc. 8th World Conference on Earthquake Engineering*, 1985. 7, Vol. 11, 1985, pp. 835–843.
 - [52] C. Scawthorn, H. Iemura, Y. Yamada, Seismic damage estimation for low-and mid-rise buildings in japan, *Earthquake Engineering & Structural Dynamics* 9 (2) (1981) 93–115.
 - [53] E. Cosenza, G. Manfredi, Damage indices and damage measures, *Progress in Structural Engineering and Materials* 2 (1) (2000) 50–59.
 - [54] S.-H. Nam, H.-W. Song, K.-J. Byun, K. Maekawa, Seismic analysis of underground reinforced concrete structures considering elasto-plastic interface element with thickness, *Engineering Structures* 28 (8) (2006) 1122–1131.
 - [55] S. A. Anagnostopoulos, K. V. Spiliopoulos, An investigation of earthquake induced pounding between adjacent buildings, *Earthquake engineering & structural dynamics* 21 (4) (1992) 289–302.
 - [56] J. Blitzer, R. McDonald, F. Pereira, Domain adaptation with structural correspondence learning, in: *Proceedings of the 2006 conference on empirical methods in natural language processing*, Association for Computational Linguistics, 2006, pp. 120–128.
 - [57] S. Ben-David, J. Blitzer, K. Crammer, F. Pereira, Analysis of representations for domain adaptation, in: *Advances in neural information processing systems*, 2007, pp. 137–144.
 - [58] S. Ben-David, J. Blitzer, K. Crammer, A. Kulesza, F. Pereira, J. W. Vaughan, A theory of learning from different domains, *Machine learning* 79 (1-2) (2010) 151–175.
 - [59] Y. LeCun, Y. Bengio, G. Hinton, Deep learning, *nature* 521 (7553) (2015) 436.
 - [60] A. Krizhevsky, I. Sutskever, G. E. Hinton, Imagenet classification with deep convolutional neural networks, in: *Advances in neural information processing systems*, 2012, pp. 1097–1105.
 - [61] J. Devlin, M.-W. Chang, K. Lee, K. Toutanova, Bert: Pre-training of deep bidirectional transformers for language understanding, *arXiv preprint arXiv:1810.04805* (2018).
 - [62] A. Smailagic, H. Y. Noh, P. Costa, D. Walawalkar, K. Khandelwal, M. Mirshekari, J. Fagert, A. Galdrán, S. Xu, Medal: Deep active learning sampling method for medical image analysis, *arXiv preprint arXiv:1809.09287* (2018).
 - [63] A. Smailagic, P. Costa, A. Gaudio, K. Khandelwal, M. Mirshekari, J. Fagert, D. Walawalkar, S. Xu, A. Galdrán, P. Zhang, et al., O-medal: Online active deep learning for medical image analysis, *arXiv preprint arXiv:1908.10508* (2019).
 - [64] V. Mnih, K. Kavukcuoglu, D. Silver, A. Graves, I. Antonoglou, D. Wierstra, M. Riedmiller, Playing atari with deep reinforcement learning, *arXiv preprint arXiv:1312.5602* (2013).
 - [65] T. Mikolov, M. Karafiát, L. Burget, J. Černocký, S. Khudanpur, Recurrent neural network based language model, in: *Eleventh annual conference of the international speech communication association*, 2010.
 - [66] I. Goodfellow, J. Pouget-Abadie, M. Mirza, B. Xu, D. Warde-Farley, S. Ozair, A. Courville, Y. Bengio, Generative adversarial nets, in: *Advances in neural information processing systems*, 2014, pp. 2672–2680.
 - [67] R. A. Medina, H. Krawinkler, Seismic demands for nondeteriorating frame structures and their dependence on ground motions, *Pacific Earthquake Engineering Research Center*, 2004.
 - [68] F. T. Mckenna, Object-oriented finite element programming: frameworks for analysis, algorithms and parallel computing, Ph.D. thesis, University of California, Berkeley (1997).

- [69] F. Prestandard, commentary for the seismic rehabilitation of buildings (fema356), Washington, DC: Federal Emergency Management Agency 7 (2000).
- [70] A. T. Council, Improvement of nonlinear static seismic analysis procedures, FEMA Region II, 2005.
- [71] C. M. Ramirez, Building-specific loss estimation methods & tools for simplified performance-based earthquake engineering, Stanford University, 2009.
- [72] C. Kircher, G. Deierlein, J. Hooper, H. Krawinkler, S. Mahin, B. Shing, J. Wallace, Evaluation of the fema p-695 methodology for quantification of building seismic performance factors, Tech. rep., NIST (2010).
- [73] D. P. Kingma, J. Ba, Adam: A method for stochastic optimization, arXiv preprint arXiv:1412.6980 (2014).