

PBS-calculus: A Graphical Language for Quantum-Controlled Computations

Alexandre Clément 

LORIA CNRS, Inria Mocqua, Université de Lorraine, F 54000 Nancy, France
<https://members.loria.fr/AClement>
 alexandre.clement@loria.fr

Simon Perdrix 

LORIA CNRS, Inria Mocqua, Université de Lorraine, F 54000 Nancy, France
<https://members.loria.fr/SPerdrix>
 simon.perdrix@loria.fr

Abstract

We introduce the PBS-calculus to represent and reason on quantum computations involving *polarising beam splitters* (PBS for short). PBS-diagrams can be used to represent various schemes including quantum-controlled computations, which are known to have multiple computational and communication advantages over classically ordered models like quantum circuits. The PBS-calculus is equipped with an equational theory, which is proved to be sound and complete: two diagrams are representing the same quantum evolution if and only if one can be transformed into the other using the rules of the PBS-calculus. Moreover, we show that the equational theory is minimal. Finally, we show that any PBS-diagram involving only unitary matrices can be transformed into a diagram without feedback loop.

2012 ACM Subject Classification Theory of computation → Quantum computation theory; Theory of computation → Axiomatic semantics; Theory of computation → Categorical semantics; Hardware → Quantum computation; Hardware → Quantum communication and cryptography


Keywords and phrases Quantum Computing, Diagrammatic Language, Completeness, Quantum Control, polarising Beam Splitter, Categorical Quantum Mechanics, Quantum Switch.

Funding This work is funded by ANR-17-CE25-0009 SoftQPro, ANR-17-CE24-0035 VanQuTe, PIA-GDN/Quantex, and LUE / UOQ.

Introduction

Quantum optics is at the heart of quantum technologies. It is prominent in the implementation of quantum protocols (quantum key distribution [22, 39, 29], quantum teleportation [9, 30]). Quantum optics can also be used for the implementation of the quantum computer [33, 28] using for instance the so-called KLM model [26] or other linear optical quantum computation models [27, 32, 10]. Boson sampling [1], while being a non-universal model, is an optics-based candidate for demonstrating a computational quantum advantage over classical computers.

In the recent years, quantum optics also emerges as a key ingredient for the implementation of quantum computations without definite causal structure [12], and more precisely for quantum-controlled ordering of gates [4]. The *quantum switch* (see Figure 1.b) is the simplest example of such quantum evolution. The order in which two black boxes U and V are applied is controlled by a qubit: when this qubit is in a superposition state, both $U \circ V$ and $V \circ U$ are applied, in superposition. The quantum switch cannot be implemented with a single copy of U and a single copy of V in the quantum circuit model, and more generally using any language with a fixed or classically controlled order of operations. Such a quantum control has been proved to enable various computational and communication advantages over classically ordered models [4, 17, 18, 20, 2], for instance for deciding whether two unitary



■ **Figure 1** (a) Intuitive behaviour of a polarising beam splitter: vertical polarisation goes through, horizontal polarisation is reflected; (b) Quantum switch of two matrices U and V .

transformations are commuting or anti-commuting [11] (see Example 10). Quantum switch has also been realised experimentally [34, 35].

The implementation of quantum-controlled operations in quantum optics relies on the peculiar behaviour of the polarising beam splitter. A polarising beam splitter transforms a superposition of polarisations into a superposition of positions: if the polarisation is horizontal the photon is reflected whereas it is transmitted when the polarisation is vertical (see Figure 1.a). As a consequence a photon can be routed in different parts of a scheme, this routing being quantumly controlled by the polarisation of the photon. This is a unique behaviour which has no counterpart in the quantum circuit model for instance.

We introduce the PBS-calculus to represent and reason on quantum optics computations involving polarising beam splitters. The PBS-calculus is a basic graphical language involving beam splitters, polarisation flips, and gates labelled with arbitrary matrices, moreover feedback loops are allowed. In the framework of categorical quantum mechanics, the PBS-diagrams form a Traced PROP.

The behaviour of a quantum optical scheme involving polarising beam splitters is usually computed intuitively by considering how a particle is routed through the scheme when its polarisation is classical. We formalise this behaviour as a big-step semantics, called path semantics. We also introduce a denotational semantics and prove the adequacy of the denotational semantics with respect to the path semantics.

The PBS-calculus is equipped with an equational theory which can be used to simplify, or more generally, to transform diagrams. We show that the PBS-calculus is sound (the equational theory preserves the semantics) and complete (if two diagrams have the same semantics then one can be transformed into the other using the equational theory). We also show that the equational theory, which is made of ten fairly simple equations, is minimal in the sense that each of these ten equations is necessary for the completeness of the language.

As an application of the PBS-calculus, we consider the problem of unrolling the feedback loops of the PBS-diagrams. Indeed, an interesting property of PBS-diagrams, pointed out by the semantics of the language, is that each feedback loop is used a bounded number of times, namely at most 2. It leads to the natural question of unrolling the loops to make the diagrams loop-free. We point out some counter examples of PBS-diagrams which require feedback loops. We prove, however, that all feedback loops can be removed when all the matrices labelling the gates of the diagram are unitary. We also show that the process of removing the loops requires the introduction of matrices which were not originally present in the initial diagram.

Related works. In the context of categorical quantum mechanics several graphical languages have already been introduced: ZX-calculus [13, 23], ZW-calculus [21], ZH-calculus [5] and their variants. Notice in particular a proposal for representing fermionic (non polarising) beam splitters in the ZW-calculus [15]. An apparent difference between the PBS-calculus and these languages, is that the category of PBS-diagrams is *traced* but not *compact closed*. This difference is probably not fundamental, as for any traced monoidal category there is a completion of it to a compact closed category [24]. The fundamental difference is the parallel composition: in the PBS-calculus two parallel wires correspond to two possible positions of a

single particle (i.e. a direct sum in terms of semantics), whereas, in the other languages it corresponds to two particles (i.e. a tensor product).

The parallel composition makes PBS-calculus closer to the *graphical linear algebra* approach [8, 7, 6], however the generators and the fundamental structures (e.g. Frobenius algebra, Hopf algebra) are *a priori* unrelated to those of the PBS-calculus.

In the context of quantum programming languages, there are a few proposals for representing quantum control [16, 3, 40, 36]. Colnaghi et al. [14] have introduced a graphical language with *programmable connections*. The language uses the quantum switch as a generator, but does not aim to describe schemes with polarising beam splitters. Notice also that the inputs/outputs of the language are quantum channels.

Structure of the paper. In Section 1, the syntax of the PBS-diagrams is introduced. The PBS-diagrams are considered up to a structural congruence which allows one to deform the diagrams at will. Section 2 is dedicated to the semantics of the language: two semantics, a path semantics and a denotational semantics, are introduced. The denotational semantics is proved to be adequate with respect to the path semantics. In section 3, the axiomatisation of the PBS-calculus is introduced, and our main result, the soundness and completeness of the language, is proved. The axiomatisation is also proved to be minimal in the sense that none of the axioms can be derived from the others. Finally, in section 4, we consider the application of the PBS-calculus to the problem of loop unrolling. We show in particular that any PBS-diagram involving unitary matrices can be transformed into a trace-free diagram. The paper is written such that the reader does not need any particular knowledge in category theory. Basic definitions, in particular of Traced PROP, are however given in Appendix A for completeness.

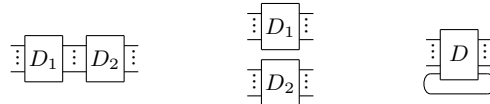
1 Syntax

A PBS-diagram is made of polarising beam splitters \bowtie , polarisation flips \ominus , and gates \boxed{U} for any matrix $U \in \mathbb{C}^{q \times q}$, where q is a fixed positive integer. One can also use wires like the identity $-$ or the swap \bowtie . Diagrams can be combined by means of sequential composition \circ , parallel composition \otimes , and trace $Tr(\cdot)$. The trace consists in connecting the last output of a diagram to its last input, like a feedback loop. The symbol \square represents the empty diagram. Any diagram has a type $n \rightarrow n$ which corresponds to the numbers of input/output wires. The syntax of the language is the following:

► **Definition 1.** Given $q \in \mathbb{N} \setminus \{0\}$, a PBS_q -diagram $D : n \rightarrow n$ is inductively defined as:

$$\begin{array}{l} \square : 0 \rightarrow 0 \quad - : 1 \rightarrow 1 \quad \ominus : 1 \rightarrow 1 \quad \bowtie : 2 \rightarrow 2 \quad \bowtie : 2 \rightarrow 2 \\ \frac{U \in \mathbb{C}^{q \times q}}{\boxed{U} : 1 \rightarrow 1} \quad \frac{D_1 : n \rightarrow n \quad D_2 : n \rightarrow n}{D_2 \circ D_1 : n \rightarrow n} \quad \frac{D_1 : n \rightarrow n \quad D_2 : m \rightarrow m}{D_1 \otimes D_2 : n+m \rightarrow n+m} \quad \frac{D : n+1 \rightarrow n+1}{Tr(D) : n \rightarrow n} \end{array}$$

Sequential composition $D_2 \circ D_1$, parallel composition $D_1 \otimes D_2$, and trace $Tr(D)$ are respectively depicted as follows:



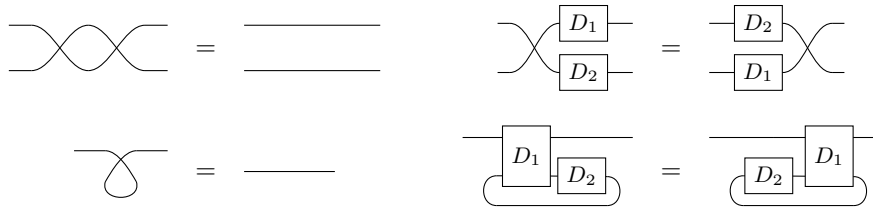
In the following, the positive integer q will be omitted when it is useless or clear from the context.

Notice that two distinct terms, like $\ominus \circ (\boxed{U} \circ \ominus)$ and $(\ominus \circ \boxed{U}) \circ \ominus$, can lead to the same graphical representation: $\ominus \boxed{U} \ominus$. To avoid ambiguity, we define diagrams

$$\begin{aligned}
(D_3 \circ D_2) \circ D_1 = D_3 \circ (D_2 \circ D_1) & \quad | \quad I_k \circ D = D = D \circ I_k & \quad | \quad [\] \otimes D = D = D \otimes [\] \\
(D_1 \otimes D_2) \otimes D_3 = D_1 \otimes (D_2 \otimes D_3) & \quad | \quad (D_3 \circ D_1) \otimes (D_4 \circ D_2) = (D_3 \otimes D_4) \circ (D_1 \otimes D_2) \\
\sigma_{1,k} \circ (I_1 \otimes D) = (D \otimes I_1) \circ \sigma_{1,k} & \quad | \quad \text{Tr}(D_1 \otimes D_2) = D_1 \otimes \text{Tr}(D_2) \\
\bowtie \circ \bowtie = I_2 & \quad | \quad \text{Tr}(D_2 \circ (D_1 \otimes -)) = \text{Tr}(D_2) \circ D_1 & \quad | \quad \text{Tr}((D_2 \otimes -) \circ D_1) = D_2 \circ \text{Tr}(D_1) \\
\text{Tr}_k((I_n \otimes D_2) \circ D_1) = \text{Tr}_k(D_1 \circ (I_n \otimes D_2)) & \quad \text{where } D_2 : k \rightarrow k & \quad | \quad \text{Tr}(\bowtie) = -.
\end{aligned}$$

■ **Figure 2** Structural congruence / Coherence conditions of Traced PROP, see Appendix A for details. $I_0 := [\]$; $I_{k+1} := I_k \otimes -$. $\sigma_{1,0} := -$; $\sigma_{1,k+1} := (I_k \otimes \bowtie) \circ (\sigma_{1,k} \otimes -)$. $\text{Tr}_0(D) := D$; $\text{Tr}_{k+1}(D) := \text{Tr}(\text{Tr}_k(D))$.

modulo the structural congruence given in Figure 2. Roughly speaking the structural congruence guarantees that (i) two terms leading to the same graphical representation are equivalent, and (ii) a diagram can be deformed at will, e.g.:



In the categorical framework of PROP [31, 41], PBS-diagrams modulo the structural congruence form a Traced PROP, i.e. they are morphisms of a traced strict symmetric monoidal category whose objects are natural numbers. It is known (Theorem 20¹ of [37]) that two diagrams are equivalent according to the axioms of a traced PROP if and only if they are isomorphic in a graph-theoretical sense, that is, if one can be obtained from the other by moving, stretching and reorganising the wires in any way, while keeping their two ends fixed.

2 Semantics

In this section, we introduce the semantics of the PBS-diagrams. First, we introduce an operational semantics for PBS-diagrams with a classical control. The operational semantics, called *path semantics* is based on the graphical intuition of a routed particle. Then we introduce a denotational semantics for the general case, with a quantum control. We show the adequacy between the two semantics, providing a graphical way to compute the denotational semantics of a PBS-diagram.

Single particle. In this paper, we only consider the case where a *single* particle, say a photon, is present in the diagram. The photon is made of a polarisation and an additional data register. The photon has: an initial polarisation, which is an arbitrary superposition of the two possible classical polarisations $\{\rightarrow, \uparrow\}$; an arbitrary position, which is a superposition of the possible input wires of the diagram; and an input data state, which is a vector $\varphi \in \mathbb{C}^q$.

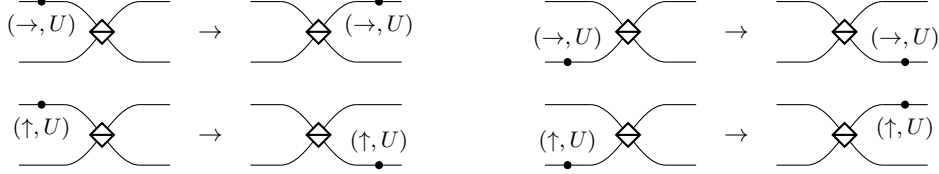
2.1 Classical control – Path semantics

Classical control. We first consider input photons with a classical polarisation and a classical position. Roughly speaking, the photon is initially located on one of the input

¹ Notice that in [37], the author points out that this result relies on a result by Kelly and Laplaza (Theorem. 8.2, [25]) which is only proven for simple signatures – which is not the case for the PBS-diagrams. The general case does not appear in the literature.

wires with a given polarisation in $\{\rightarrow, \uparrow\}$, and moves through the diagram depending on its polarisation. The action of a PBS-diagram can be *informally* described as follows using a token made of the current polarisation c of the photon and a matrix U representing the matrix applied so far to the data register:


- The photon is either reflected or transmitted by a beam splitter, depending on its polarisation:



- The polarisation of the photon may vary but remains classical as the polarisation flip – the only one which acts on the polarisation – interchanges horizontal and vertical polarisations:



- \boxed{V} acts on the data register, transforming the state φ into $V\varphi$:



- The photon can freely move through wires, e.g.:



Thus the token follows a path from the input to the output and accumulates a matrix along the path. We formalize this intuitive behaviour as a big-step operational semantics that we call *path semantics* in this context. A *configuration* is a triplet (D, c, p) , where $D : n \rightarrow n$ is a PBS-diagram, $c \in \{\rightarrow, \uparrow\}$ is the input polarisation of the photon, and $p \in [n] := \{0, \dots, n-1\}$ its input position: 0 means that the photon is located on the first upper input wire, 1 on the second one and so on. The result is made of the final polarisation c' and position p' , and of the matrix U representing the overall action of D on the data register.

► **Definition 2** (Path semantics). *Given a PBS-diagram $D : n \rightarrow n$, a polarisation $c \in \{\rightarrow, \uparrow\}$ and a position $p \in [n]$, let $(D, c, p) \xRightarrow{U} (c', p')$ (or simply $(D, c, p) \Rightarrow (c', p')$ when U is the identity) be inductively defined as follows:*

$$(\dashv, c, 0) \Rightarrow (c, 0) \quad (\dashv\text{---}\dashv, \uparrow, 0) \Rightarrow (\rightarrow, 0) \quad (\dashv\text{---}\dashv, \rightarrow, 0) \Rightarrow (\uparrow, 0) \quad (\dashv\boxed{U}\text{---}, c, 0) \xRightarrow{U} (c, 0)$$

$$\left(\text{---}\text{---}\text{---}\right), c, p) \Rightarrow (c, 1-p) \quad \frac{(D_1, c, p) \xRightarrow{U} (c', p') \quad (D_2, c', p') \xRightarrow{V} (c'', p'')}{(D_2 \circ D_1, c, p) \xRightarrow{VU} (c'', p'')}_{(o)}$$

$$\begin{aligned}
(\text{PBS}_{\rightarrow}, \rightarrow, p) &\Rightarrow (\rightarrow, p) && \frac{D_1 : n \rightarrow n \quad p < n \quad (D_1, c, p) \xrightarrow{U} (c', p')}{(D_1 \otimes D_2, c, p) \xrightarrow{U} (c', p')} (\otimes 1) \\
(\text{PBS}_{\uparrow}, \uparrow, p) &\Rightarrow (\uparrow, 1-p) && \frac{D_1 : n \rightarrow n \quad p \geq n \quad (D_2, c, p-n) \xrightarrow{U} (c', p')}{(D_1 \otimes D_2, c, p) \xrightarrow{U} (c', p'+n)} (\otimes 2) \\
D : n \rightarrow n \quad \forall i \in \{0, \dots, k\}, (D, c_i, p_i) &\xrightarrow{U_i} (c_{i+1}, p_{i+1}) \quad (p_{i+1} = n) \Leftrightarrow (i < k) && \frac{}{(Tr(D), c_0, p_0) \xrightarrow{U_k \dots U_0} (c_{k+1}, p_{k+1})} (\mathbb{T}_k)
\end{aligned}$$

with $k \in \{0, 1, 2\}$.

► **Example 3.** As expected, the path semantics of the quantum switch (see Figure 1.b) is $(\text{QS}[U, V], \uparrow, 0) \xrightarrow{UV} (\uparrow, 0)$ and $(\text{QS}[U, V], \rightarrow, 0) \xrightarrow{VU} (\rightarrow, 0)$.

Notice that the path semantics does not need to be defined for the empty diagram $[\]$. Indeed, for any diagram $D : 0 \rightarrow 0$ there is no valid configuration (D, c, p) as p should be one of the input wires of D .

The (\mathbb{T}_k) -rule is parametrised by an integer k . Intuitively this parameter is the number of times the photon goes through the corresponding trace. We show in the following that roughly speaking, a particle can never go through a given trace more than twice. In other words, the path semantics which assumes $k \leq 2$, is well-defined for any valid configuration:

► **Proposition 4.** *For any diagram $D : n \rightarrow n$ and any $(c, p) \in \{\rightarrow, \uparrow\} \times [n]$, there exist unique $(c', p') \in \{\rightarrow, \uparrow\} \times [n]$ and $U \in \mathbb{C}^{q \times q}$ such that $(D, c, p) \xrightarrow{U} (c', p')$.*

Proof. The proof is given in appendix, section B.1.1. ◀

In the previous proposition, uniqueness means that the path semantics is deterministic. It implies, in particular, that two equivalent diagrams according to the equations of Figure 2 have the same path semantics.

Moreover, all PBS-diagrams are invertible in the following sense:

► **Proposition 5.** *For any diagram $D : n \rightarrow n$ and any $(c, p) \in \{\rightarrow, \uparrow\} \times [n]$, there exist unique $(c', p') \in \{\rightarrow, \uparrow\} \times [n]$ and $U \in \mathbb{C}^{q \times q}$ such that $(D, c', p') \xrightarrow{U} (c, p)$.*

Proof. The proof is given in appendix, Section B.1.1. ◀

As a consequence, any diagram $D : n \rightarrow n$ essentially acts as a permutation on $\{\rightarrow, \uparrow\} \times [n]$, if one ignores its action on the data register. We introduce dedicated notations for representing the corresponding permutation, as well as the actions on the data register:

► **Definition 6.** *For any diagram $D : n \rightarrow n$, we call τ_D the permutation of $\{\rightarrow, \uparrow\} \times [n]$ and for any $c, p \in \{\rightarrow, \uparrow\} \times [n]$, we call $[D]_{c,p} \in \mathbb{C}^{q \times q}$ the matrix such that $(D, c, p) \xrightarrow{[D]_{c,p}} \tau_D(c, p)$.*

2.2 Quantum control – Denotational semantics

A crucial property of PBS-diagram is to offer the ability to have a quantum control, i.e. a photon whose input state is a superposition of polarisations, positions, or both. To encounter the quantum control, we introduce in this section a denotational semantics which associates with any diagram a map acting on the state space $\mathcal{H}_n := \mathbb{C}^{\{\rightarrow, \uparrow\}} \otimes \mathbb{C}^n \otimes \mathbb{C}^q$. Using Dirac notations, $\{|\rightarrow\rangle, |\uparrow\rangle\}$ (resp. $\{|x\rangle \mid x \in \{0 \dots k-1\}\}$) is an orthonormal basis of $\mathbb{C}^{\{\rightarrow, \uparrow\}}$ (resp. \mathbb{C}^k). Thus $\{|c, p, x\rangle \mid c \in \{\rightarrow, \uparrow\}, p \in [n], x \in [q]\}$ is an orthonormal basis of \mathcal{H}_n .

► **Definition 7.** The denotational semantics of a PBS-diagram $D : n \rightarrow n$ is the linear map $\llbracket D \rrbracket : \mathcal{H}_n \rightarrow \mathcal{H}_n$ inductively defined as follows:

$$\begin{aligned} \llbracket [\] \rrbracket &= 0 & \llbracket - \rrbracket &= |c, 0, x\rangle \mapsto |c, 0, x\rangle \\ \llbracket \text{X} \rrbracket &= |c, p, x\rangle \mapsto |c, 1-p, x\rangle & \llbracket \text{U} \rrbracket &= |c, 0, x\rangle \mapsto |c, 0\rangle \otimes U|x\rangle \\ \llbracket \text{C} \rrbracket &= \begin{cases} |\rightarrow, 0, x\rangle \mapsto |\uparrow, 0, x\rangle \\ |\uparrow, 0, x\rangle \mapsto |\rightarrow, 0, x\rangle \end{cases} & \llbracket \text{C}' \rrbracket &= \begin{cases} |\rightarrow, p, x\rangle \mapsto |\rightarrow, p, x\rangle \\ |\uparrow, p, x\rangle \mapsto |\uparrow, 1-p, x\rangle \end{cases} \\ \llbracket D_2 \circ D_1 \rrbracket &= \llbracket D_2 \rrbracket \circ \llbracket D_1 \rrbracket & \llbracket D_1 \otimes D_2 \rrbracket &= \llbracket D_1 \rrbracket \boxplus \llbracket D_2 \rrbracket & \llbracket Tr(D) \rrbracket &= \mathcal{T}(\llbracket D \rrbracket) \end{aligned}$$

where:

- $f \boxplus g := \varphi \circ (f \oplus g) \circ \varphi^{-1}$ with $\varphi : \mathcal{H}_n \oplus \mathcal{H}_m \rightarrow \mathcal{H}_{n+m}$ the isomorphism defined as $(|c, p, x\rangle, |c', p', x'\rangle) \mapsto |c, p, x\rangle + |c', p' + n, x'\rangle$.
- $\mathcal{T}(f) := \sum_{k \in \mathbb{N}} \pi_1 \circ (f \circ \pi_0)^k \circ f \circ \iota$ with $\iota : \mathcal{H}_n \rightarrow \mathcal{H}_{n+1} :: |c, x, y\rangle \mapsto |c, x, y\rangle$, $\pi_0 : \mathcal{H}_{n+1} \rightarrow \mathcal{H}_{n+1} ::$

$$|c, x, y\rangle \mapsto \begin{cases} 0 & \text{if } x < n \\ |c, n, y\rangle & \text{if } x = n \end{cases}, \text{ and } \pi_1 : \mathcal{H}_{n+1} \rightarrow \mathcal{H}_n :: |c, x, y\rangle \mapsto \begin{cases} |c, x, y\rangle & \text{if } x < n \\ 0 & \text{if } x = n. \end{cases}$$

Notice that while the denotational semantics is defined by means of an infinite sum, this sum is actually made of a finite number of nonzero elements, which guarantees that the semantics is well-defined:

► **Proposition 8.** For any diagram $D : n \rightarrow n$, $\llbracket D \rrbracket \in \mathcal{S}_n$, where \mathcal{S}_n is the monoid of the linear maps $f \in \mathcal{H}_n \rightarrow \mathcal{H}_n$ such that $f|c, p, x\rangle = |\tau(c, p)\rangle \otimes U_{c,p}|x\rangle$ for some permutation τ on $\{\rightarrow, \uparrow\} \times [n]$ and matrices $U_{c,p} \in \mathbb{C}^{q \times q}$.

Proof. The proof is given in appendix, Section B.1.2. ◀

The denotational semantics is adequate with respect to the path semantics:

► **Theorem 9 (Adequacy).** For any $D : n \rightarrow n$, $\llbracket D \rrbracket = |\tau_D(c, p)\rangle \otimes [D]_{c,p}|x\rangle$, where τ_D and $[D]_{c,p}$ are such that $(D, c, p) \xrightarrow{[D]_{c,p}} \tau_D(c, p)$

Proof. The proof is given in appendix, Section B.1.2. ◀

The adequacy theorem implies that two diagrams have the same denotational semantics if and only if they have the same path semantics. As a consequence, it provides a graphical characterisation of the denotational semantics. Indeed, for any diagram $D : n \rightarrow n$, $\llbracket D \rrbracket$ is, by linearity, entirely defined by τ_D and $\{[D]_{c,p}\}_{c \in \{\rightarrow, \uparrow\}, p \in [n]}$. Since τ_D and $[D]_{c,p}$ have a nice graphical interpretation as paths from the inputs to the outputs, the adequacy theorem provides a graphical way to compute the denotational semantics of any PBS-diagram.

► **Example 10.** The quantum switch (Figure 1.b and Example 3) can be used to decide whether U and V are commuting or anti-commuting [11]. The semantics of the

quantum switch is $\llbracket \text{QS}[U, V] \rrbracket = \begin{cases} |\rightarrow, 0, x\rangle \mapsto |\rightarrow, 0\rangle \otimes VU|x\rangle \\ |\uparrow, 0, x\rangle \mapsto |\uparrow, 0\rangle \otimes UV|x\rangle \end{cases}$. We assume that $UV =$

$(-1)^k VU$ and call the quantum switch with a control qubit in a uniform superposition:

$$\llbracket \text{QS}[U, V] \rrbracket \frac{|\rightarrow\rangle + |\uparrow\rangle}{\sqrt{2}} \otimes |0, x\rangle = \frac{|\rightarrow, 0\rangle \otimes VU|x\rangle + |\uparrow, 0\rangle \otimes UV|x\rangle}{\sqrt{2}} = \frac{|\rightarrow, 0\rangle \otimes VU|x\rangle + (-1)^k |\uparrow, 0\rangle \otimes VU|x\rangle}{\sqrt{2}} = \frac{|\rightarrow\rangle + (-1)^k |\uparrow\rangle}{\sqrt{2}} \otimes$$

$VU|0, x\rangle$. Thus by measuring the control qubit in the basis $\left\{ \frac{|\rightarrow\rangle + |\uparrow\rangle}{\sqrt{2}}, \frac{|\rightarrow\rangle - |\uparrow\rangle}{\sqrt{2}} \right\}$, one can decide whether U and V are commuting or anti-commuting.

3 Equational theory – PBS-calculus

The representation of a quantum computation using PBS-diagrams is not unique, in the sense that two different PBS-diagrams may have the same semantics. In this section, we introduce 10 equations on PBS-diagrams (see Figure 3) as the axioms of a language that we call the PBS-calculus. We prove the PBS-calculus is sound (that is, consistent with the semantics), complete (that is, it captures entirely the semantics equivalence) and minimal (that is, all axioms are necessary to have completeness). Completeness is proved by means of a normal form.

3.1 Axiomatisation

► **Definition 11** (PBS-calculus). *Two PBS-diagrams D_1, D_2 are equivalent according to the rules of the PBS-calculus, denoted $\text{PBS} \vdash D_1 = D_2$, if one can transform D_1 into D_2 using the equations given in Figure 3. More precisely, $\text{PBS} \vdash \cdot = \cdot$ is defined as the smallest congruence² which satisfies equations of figures 2 and 3.*

Equations (1) and (6) in Figure 3 reflect the monoidal structure of the matrices, with the identity element (Equation (1)) and the associative binary operation (Equation (6)). Equations (2) and (3) mean that both the polarising beam splitter and the polarisation flip commute with a gate. Moreover, the polarising beam splitter is self inverse (Equation (8)). According to Equation (5), a polarising beam splitter conjugated with polarisation flips is nothing but a polarising beam splitter, up to a permutation of the wires. Another interaction between polarising beam splitters and polarisation flips is given in Equation (10): when two beam splitters are connected directly with a wire and the second branch has a polarisation flip, then the two beam splitters can be merged, up to some polarisation flips. In Equation (4), there are essentially two steps: first, the wire with the gate V is a dead code, as no photon can go to the wire, so it can be discarded; the second step consists in merging the two polarising beam splitters. Equation (9) is the only equation acting on three wires: in this particular configuration given by the left hand side of the equation, two polarising beam splitters can be replaced by swaps.

All these equations preserve the semantics of the PBS-diagrams:

► **Proposition 12** (Soundness). *For any two diagrams D_1 and D_2 , if $\text{PBS} \vdash D_1 = D_2$ then $\llbracket D_1 \rrbracket = \llbracket D_2 \rrbracket$.*

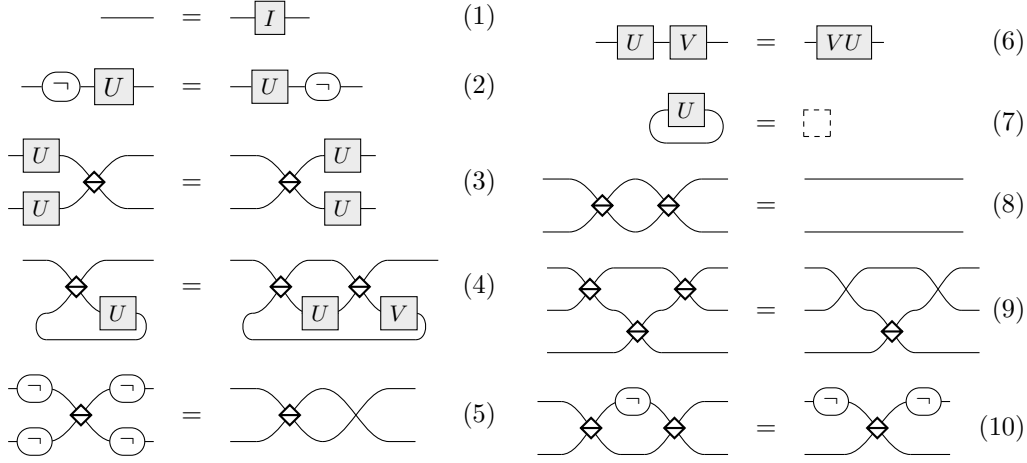
Proof. The proof is given in appendix, Section B.2.1. ◀

3.2 Normal forms

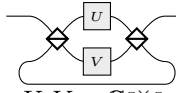
In this section we introduce a notion of diagrams in normal form which is used in the next sections to prove both the universality and the completeness of the PBS-calculus.

They are made of two parts: the first one corresponds to a superposition of linear maps, and the second one corresponds to a permutation of the polarisations and positions, written in a way that is convenient here.

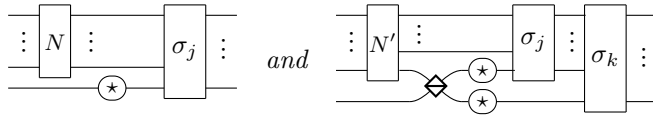
² see Definition 37 in appendix for a formal definition of congruence in this context

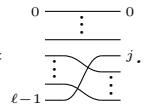


■ **Figure 3** Axioms of the PBS-calculus. Given q a positive integer, $U, V \in \mathbb{C}^{q \times q}$ are arbitrary matrices, $I \in \mathbb{C}^{q \times q}$ is the identity.

► **Definition 13** (NF-sup). For any $U, V \in \mathbb{C}^{q \times q}$ let $E(U, V) :=$ . NF-sup diagrams are inductively defined as: \square is in NF-sup, and for any $U, V \in \mathbb{C}^{q \times q}$ and any N in NF-sup, $N \otimes E(U, V)$ is in NF-sup.

► **Definition 14** (NF-perm). NF-perm diagrams are inductively defined as: \square is in NF-perm, and for any $N : n \rightarrow n$ and $N' : n + 1 \rightarrow n + 1$ in NF-perm,



are in NF-perm, where $\text{--}(\star)\text{--}$ denotes either -- or $\text{--}(\neg)\text{--}$, and $\sigma_j : \ell \rightarrow \ell =$ .

► **Definition 15** (Normal Form). For any diagrams $N_1 : n \rightarrow n$ in NF-sup and $N_2 : n \rightarrow n$ in NF-perm, $N_2 \circ N_1$ is in normal form.

In the following we show that any diagram is equivalent to a diagram in normal form.

► **Lemma 16.** If N_1 and N_2 are in normal form then $N_1 \otimes N_2$ is in normal form.

Proof. By definition of the normal forms. ◀

► **Lemma 17.** If $N_1 : n \rightarrow n$ and $N_2 : n \rightarrow n$ are in normal form then there exists $N' : n \rightarrow n$ in normal form such that $\text{PBS} \vdash N_2 \circ N_1 = N'$.

Proof. Notice that using the axioms of PROP, $N_2 = g_\ell \circ \dots \circ g_0$ where each g_k consists of either $E(U, V)$, -- , $\text{--}(\neg)\text{--}$, $\text{--}(\otimes)\text{--}$ or $\text{--}(\otimes)\text{--}$ acting on any one or two consecutive positions, in parallel with the identity on the other positions. We show that every g_k can be successively integrated to the normal form (see appendix, Section B.2.2.1). ◀

► **Lemma 18.** *If $N : n+1 \rightarrow n+1$ is in normal form then there exists $N' : n \rightarrow n$ in normal form such that $\text{PBS} \vdash \text{Tr}(N) = N'$.*

Proof. The proof is given in appendix, Section B.2.2.2. ◀

We are now ready to prove that any PBS-diagram can be put in normal form:

► **Proposition 19.** *For any $D : n \rightarrow n$, there exists a $N : n \rightarrow n$ in normal form such that $\text{PBS} \vdash D = N$.*

Proof. Combining the previous three lemmas, it remains to prove that any generator of the language can be put in normal form. We do so in appendix, Section B.2.2.3. ◀

3.3 Completeness

The main application of the normal forms is the proof of completeness:

► **Theorem 20 (Completeness).** *For any $D, D' : n \rightarrow n$, if $\llbracket D \rrbracket = \llbracket D' \rrbracket$ then $\text{PBS} \vdash D = D'$.*

Proof. There exist N, N' in normal form such that $\text{PBS} \vdash D = N$ and $\text{PBS} \vdash D' = N'$. Moreover, by soundness, $\llbracket N \rrbracket = \llbracket D \rrbracket = \llbracket D' \rrbracket = \llbracket N' \rrbracket$. Finally, one can show that $\llbracket N \rrbracket = \llbracket N' \rrbracket$ implies that $N = N'$. In particular, one can show inductively that the normal form is entirely determined by its semantics by considering the path semantics for a particle located on the last input wire. ◀

3.4 Minimality of the set of axioms

In the following we show that each of the ten equations of Figure 3 is necessary for the completeness of the PBS-calculus:

► **Theorem 21 (Minimality).** *None of Equations (1) to (10) is a consequence of the others.*

Proof. The proof is given in appendix, Section B.2.3. ◀

Notice that all equations involving matrices, except Equation (1), are schemes of equations i.e. one equation for each possible matrix (or matrices). In Theorem 21 we show that each of these equations, for most of the matrices, cannot be derived from the other axioms. More precisely, Equation (4) (resp. (7)) is necessary for completeness for any U (resp. any U, V); Equation (2) (resp. (6)) is necessary for completeness for any $U \neq I$ (resp. any $U, V \neq I$). Finally, if $\det(U) \neq 1$, then Equation (3) is not a consequence of the others. We conjecture that the condition $\det(U) \neq 1$ can be relaxed to $U \neq I$.

3.5 Universality

A PBS-diagram represents a superposition of linear maps together with a permutation of polarisations and positions. Indeed, Proposition 8 shows that for any diagram $D : n \rightarrow n$, $\llbracket D \rrbracket \in \mathcal{S}_n$, where \mathcal{S}_n is the monoid of the linear maps $f \in \mathcal{H}_n \rightarrow \mathcal{H}_n$ such that $f |c, p, x\rangle = |\tau(c, p)\rangle \otimes U_{c,p} |x\rangle$ for some permutation τ on $\{\rightarrow, \uparrow\} \times [n]$ and matrices $U_{c,p} \in \mathbb{C}^{q \times q}$.

We show in the following that the PBS-calculus is universal, in the sense that any linear map in \mathcal{S}_n can be represented by a PBS-diagram.

► **Theorem 22.** *The PBS-calculus is universal: for any $f \in \mathcal{S}_n$, $\exists D : n \rightarrow n$, $\llbracket D \rrbracket = f$.*

Proof. The proof relies on the normal forms: given a linear map $f \in \mathcal{S}_n$ one can inductively construct a diagram in normal form, by considering the image of f when the photon is located on the last position ($p = n - 1$). ◀

Notice that \mathcal{S}_n is strictly included in the set of linear maps from \mathcal{H}_n to \mathcal{H}_n . Thus while being universal for \mathcal{S}_n the PBS-diagrams are not expressive enough to represent a (non polarising) beam splitter for instance.

4 Removing the trace – Loop unrolling

We consider in this section an application of the PBS-calculus. The semantics of the language points out that each trace, or feedback loop, is used at most twice. As a consequence, a natural question is to decide whether all loops can be unrolled, in order to transform any PBS-diagram into a trace-free PBS-diagram. Such a transformation is possible when all matrices are unitary:

► **Proposition 23.** *Let $D : n \rightarrow n$ with $n \geq 2$ be a PBS-diagram such that all matrices appearing in some gate \boxed{U} in D are unitary. Then there exists a trace-free PBS-diagram D' such that $\text{PBS} \vdash D = D'$.*

Proof. The proof is given in appendix, Section B.3.1. ◀

Notice that Proposition 23 is not true for PBS-diagrams with a single input/output. Indeed a trace-free diagram of type $1 \rightarrow 1$ is made of generators acting on 1 wire only, so in particular it has no polarising beam splitter and as a consequence cannot have a behaviour which depends on the polarisation. For instance, the diagram $E(U, V)$ used in the normal forms (Definition 13) cannot be transformed into a trace-free diagram unless $U = V$.

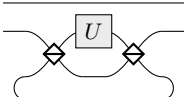
► **Remark 24.** The proof of Proposition 23 actually only needs that the matrices are invertible and have a square root, which is also true for strictly positive Hermitian matrices. Moreover, by polar decomposition and Equation (15), the conclusion of Proposition 23 is still true if we only assume that the matrices are invertible.

On the other hand, PBS-diagrams involving at least one non-invertible matrix are not necessarily equivalent to a trace-free one. Indeed, we have the following property:

► **Lemma 25.** *For any trace-free PBS-diagram D , either all $[D]_{c,p}$ are invertible or at least two of them are not.*

Proof. The proof is given in appendix, Section B.3.2. ◀

This prevents the following diagram from being equivalent to a trace-free one:

► **Example 26.** If U is not invertible, then the diagram $D_U : 2 \rightarrow 2 =$  is

not equivalent, according to the rules of the PBS-calculus, to any trace-free diagram. Indeed, for any $(c, p) \neq (\rightarrow, 1)$ we have $[D_U]_{c,p} = I_q$, which is invertible, whereas $[D_U]_{\rightarrow,1} = U$.

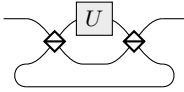
Another interesting property is that loop unrolling, when it is possible, requires the use of matrices that were not present in the original diagram. This is a consequence of the following lemma:

► **Lemma 27.** Given any diagram $D : n \rightarrow n$, let us define $|D| := \prod_{c \in \{\rightarrow, \uparrow\}, p \in [n]} \det([D]_{c,p})$.

Then for any trace-free diagram D , we have $|D| = \prod_{G \text{ gate in } D} \det(U(G))^2$ where $U(G)$ denotes the matrix with which G is labelled.

Proof. Intuitively, due to the invertibility of the PBS-diagrams (Proposition 5), for each wire of a trace-free diagram D , there are exactly two initial configurations which are going through this particular wire. As a consequence each gate of D contributes twice to $|D|$ (see appendix, Section B.3.3). ◀

► **Example 28.** Unless $\det(U)$ is a k th root of unity for some odd integer k , the following diagram D_U does not have the same semantics as any trace-free diagram in which all gates

are labelled by U : . Indeed, we have $|D_U| = \det(U)$, and by Lemma 27, if

D_U is equivalent through *PBS* to a trace-free diagram D'_U in which all gates are labelled by U , then we have $|D_U| = \det(U) = \det(U)^{2N}$, where N is the number of gates in D'_U . By Lemma 25, we have $\det(U) \neq 0$, so that $\det(U)^{2N-1} = 1$, that is, $\det(U)$ is a k th root of unity with $k = 2N - 1$ odd (if $N = 0$ then $\det(U) = 1$ so the result is still true).

5 Conclusion and Perspectives

In this paper, we have introduced a rigorous framework to reason on computations which are sometimes informally represented by schemes involving polarising beam splitters and black boxes. The main result is the introduction of an equational theory which makes the PBS-calculus sound and complete. We have also proved that the axiomatisation is minimal in the sense that each axiom is necessary for the completeness. We believe that the PBS-calculus will be a useful tool to study the power and the limits of computations and protocols involving polarising beam splitters, in particular in the exciting domain of quantum-controlled ordering of gates. We have demonstrated for instance that the PBS-calculus can be used for loop unrolling.

We mention here two perspectives in the development of the PBS-calculus. First, the expressivity of the language can be increased by adding, for instance, a (not polarising) beam splitter as a generator of the language. The presence of such a beam splitter is necessary for the representation of Boson sampling for instance.

Another perspective is to make the calculus more resource-sensitive, by allowing only the equations for which the number of occurrences of each gate (or black box) is preserved. For instance, we have seen examples in which loop unrolling requires to introduce new gates that were not present in the initial diagram. Transforming a diagram into its normal form is another example that does not, in general, preserve the number of occurrences of each gate.

Acknowledgements. The authors want to thank Mehdi Mhalla, Emmanuel Jeandel and Titouan Carette for fruitful discussions.

References

- 1 Scott Aaronson and Alex Arkhipov. The computational complexity of linear optics. In *Proceedings of the forty-third annual ACM symposium on Theory of computing*, pages 333–342, 2011.

- 2 Alastair A. Abbott, Julian Wechs, Dominic Horsman, Mehdi Mhalla, and Cyril Branciard. Communication through coherent control of quantum channels. *arXiv preprint arXiv:1810.09826*, Oct 2018.
- 3 Thorsten Altenkirch and Jonathan Grattage. A functional quantum programming language. In *20th Annual IEEE Symposium on Logic in Computer Science (LICS'05)*, pages 249–258. IEEE, 2005.
- 4 Mateus Araújo, Fabio Costa, and Časlav Brukner. Computational advantage from quantum-controlled ordering of gates. *Physical review letters*, 113(25):250402, 2014.
- 5 Miriam Backens and Aleks Kissinger. Zh: A complete graphical calculus for quantum computations involving classical non-linearity. *arXiv preprint arXiv:1805.02175*, 2018.
- 6 Filippo Bonchi, Joshua Holland, Robin Piedeleu, Paweł Sobociński, and Fabio Zanasi. Diagrammatic algebra: from linear to concurrent systems. *Proceedings of the ACM on Programming Languages*, 3(POPL):1–28, 2019.
- 7 Filippo Bonchi, Robin Piedeleu, Paweł Sobociński, and Fabio Zanasi. Graphical affine algebra. In *2019 34th Annual ACM/IEEE Symposium on Logic in Computer Science (LICS)*, pages 1–12. IEEE, 2019.
- 8 Filippo Bonchi, Paweł Sobociński, and Fabio Zanasi. Interacting hopf algebras. *Journal of Pure and Applied Algebra*, 221(1):144–184, 2017.
- 9 Danilo Boschi, Salvatore Branca, Francesco De Martini, Lucien Hardy, and Sandu Popescu. Experimental realization of teleporting an unknown pure quantum state via dual classical and einstein-podolsky-rosen channels. *Physical Review Letters*, 80(6):1121, 1998.
- 10 Daniel E Browne and Terry Rudolph. Resource-efficient linear optical quantum computation. *Physical Review Letters*, 95(1):010501, 2005.
- 11 Giulio Chiribella. Perfect discrimination of no-signalling channels via quantum superposition of causal structures. *Physical Review A*, 86(4):040301, 2012.
- 12 Giulio Chiribella, Giacomo Mauro D’Ariano, Paolo Perinotti, and Benoit Valiron. Quantum computations without definite causal structure. *Phys. Rev. A*, 88:022318, Aug 2013. URL: <https://link.aps.org/doi/10.1103/PhysRevA.88.022318>, doi:10.1103/PhysRevA.88.022318.
- 13 Bob Coecke and Ross Duncan. Interacting quantum observables: categorical algebra and diagrammatics. *New Journal of Physics*, 13(4):043016, 2011.
- 14 Timoteo Colnaghi, Giacomo Mauro D’Ariano, Stefano Facchini, and Paolo Perinotti. Quantum computation with programmable connections between gates. *Physics Letters A*, 376(45):2940–2943, 2012.
- 15 Giovanni de Felice, Amar Hadzihasanovic, and Kang Feng Ng. A diagrammatic calculus of fermionic quantum circuits. *Logical Methods in Computer Science*, 15(3), 2019.
- 16 Gilles Dowek and Pablo Arrighi. Lineal: A linear-algebraic lambda-calculus. *Logical Methods in Computer Science*, 13, 2017.
- 17 Stefano Facchini and Simon Perdrix. Quantum circuits for the unitary permutation problem. In *International Conference on Theory and Applications of Models of Computation*, pages 324–331. Springer, 2015.
- 18 Adrien Feix, Mateus Araújo, and Časlav Brukner. Quantum superposition of the order of parties as a communication resource. *Physical Review A*, 92(5):052326, 2015.
- 19 Zbigniew Fiedorowicz, Manfred Stelzer, and Rainer Vogt. Homotopy colimits of algebras over cat-operads and iterated loop spaces. *Advances in Mathematics*, 248, 09 2011. doi:10.1016/j.aim.2013.07.016.
- 20 Philippe Allard Guérin, Adrien Feix, Mateus Araújo, and Časlav Brukner. Exponential communication complexity advantage from quantum superposition of the direction of communication. *Physical review letters*, 117(10):100502, 2016.
- 21 Amar Hadzihasanovic. The algebra of entanglement and the geometry of composition. *arXiv preprint arXiv:1709.08086*, 2017.

- 22 P A Hiskett, D Rosenberg, C G Peterson, R J Hughes, S Nam, A E Lita, A J Miller, and J E Nordholt. Long-distance quantum key distribution in optical fibre. *New Journal of Physics*, 8(9):193–193, sep 2006. URL: <https://doi.org/10.1088/1367-2630/8/9/193>, doi: 10.1088/1367-2630/8/9/193.
- 23 Emmanuel Jeandel, Simon Perdrix, and Renaud Vilmart. A complete axiomatisation of the zx-calculus for clifford+ t quantum mechanics. In *Proceedings of the 33rd Annual ACM/IEEE Symposium on Logic in Computer Science*, pages 559–568, 2018.
- 24 André Joyal, Ross Street, and Dominic Verity. Traced monoidal categories. In *Mathematical Proceedings of the Cambridge Philosophical Society*, volume 119, pages 447–468. Cambridge University Press, 1996.
- 25 Gregory M Kelly and Miguel L Laplaza. Coherence for compact closed categories. *Journal of pure and applied algebra*, 19:193–213, 1980.
- 26 E. Knill, R. Laflamme, and G. J. Milburn. A scheme for efficient quantum computation with linear optics. *Nature*, 409(6816):46–52, 2001. URL: <https://doi.org/10.1038/35051009>, doi: 10.1038/35051009.
- 27 Masato Koashi, Takashi Yamamoto, and Nobuyuki Imoto. Probabilistic manipulation of entangled photons. *Physical Review A*, 63(3):030301, 2001.
- 28 Pieter Kok, William J Munro, Kae Nemoto, Timothy C Ralph, Jonathan P Dowling, and Gerard J Milburn. Linear optical quantum computing with photonic qubits. *Reviews of Modern Physics*, 79(1):135, 2007.
- 29 Boris Korzh, Charles Ci Wen Lim, Raphael Houlmann, Nicolas Gisin, Ming Jun Li, Daniel Nolan, Bruno Sanguinetti, Rob Thew, and Hugo Zbinden. Provably secure and practical quantum key distribution over 307 km of optical fibre. *Nature Photonics*, 9(3):163, 2015.
- 30 Sheng-Kai Liao, Wen-Qi Cai, Wei-Yue Liu, Liang Zhang, Yang Li, Ji-Gang Ren, Juan Yin, Qi Shen, Yuan Cao, Zheng-Ping Li, et al. Satellite-to-ground quantum key distribution. *Nature*, 549(7670):43–47, 2017.
- 31 Saunders Mac Lane. Categorical algebra. *Bull. Amer. Math. Soc.*, 71:40–106, 1965. URL: <https://doi.org/10.1090/S0002-9904-1965-11234-4>, doi: 10.1090/S0002-9904-1965-11234-4.
- 32 Michael A Nielsen. Optical quantum computation using cluster states. *Physical review letters*, 93(4):040503, 2004.
- 33 Jeremy L O’Brien. Optical quantum computing. *Science*, 318(5856):1567–1570, 2007.
- 34 Lorenzo M Procopio, Amir Moqanaki, Mateus Araújo, Fabio Costa, Irati Alonso Calafell, Emma G Dowd, Deny R Hamel, Lee A Rozema, Časlav Brukner, and Philip Walther. Experimental superposition of orders of quantum gates. *Nature communications*, 6:7913, 2015.
- 35 Giulia Rubino, Lee A Rozema, Adrien Feix, Mateus Araújo, Jonas M Zeuner, Lorenzo M Procopio, Časlav Brukner, and Philip Walther. Experimental verification of an indefinite causal order. *Science advances*, 3(3):e1602589, 2017.
- 36 Amr Sabry, Benoît Valiron, and Juliana Kaizer Vizzotto. From symmetric pattern-matching to quantum control. In *International Conference on Foundations of Software Science and Computation Structures*, pages 348–364. Springer, 2018.
- 37 Peter Selinger. A survey of graphical languages for monoidal categories. In Bob Coecke, editor, *New Structures for Physics*, volume 813 of *Lecture Notes in Physics*, pages 289–355. Springer, 2011. Also available from [arXiv:0908.3347](https://arxiv.org/abs/0908.3347). doi: 10.1007/978-3-642-12821-9_4.
- 38 Mirjam Solberg. Weak braided monoidal categories and their homotopy colimits. *Theory and Applications of Categories*, 30(3):40–48, 2015. URL: <http://www.tac.mta.ca/tac/volumes/30/3/30-03.pdf>.
- 39 Hiroki Takesue, Sae Woo Nam, Qiang Zhang, Robert H Hadfield, Toshimori Honjo, Kiyoshi Tamaki, and Yoshihisa Yamamoto. Quantum key distribution over a 40-db channel loss using superconducting single-photon detectors. *Nature photonics*, 1(6):343, 2007.
- 40 Mingsheng Ying, Nengkun Yu, and Yuan Feng. Alternation in quantum programming: from superposition of data to superposition of programs. *arXiv preprint arXiv:1402.5172*, 2014.

- 41 Fabio Zanasi. *Interacting Hopf Algebras- the Theory of Linear Systems*. PhD thesis, Ecole normale supérieure de lyon - ENS LYON, October 2015. URL: <https://tel.archives-ouvertes.fr/tel-01218015>.

A Categorical notions

► **Definition 29.** A traced PROP is a category \mathcal{C} whose objects are the natural integers, equipped with

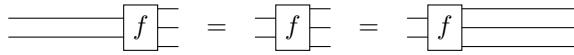
- a functor $\otimes: \mathcal{C} \times \mathcal{C} \rightarrow \mathcal{C}$ such that for any $n, m \geq 0$, $n \otimes m = n + m$
- an arrow $\sigma: 2 \rightarrow 2$
- a family of functions $Tr: \mathcal{C}(n + 1, m + 1) \rightarrow \mathcal{C}(n, m)$ satisfying the properties listed below.

Let $\sigma_{1,0} := id_1$; and for any $n \geq 0$, let $\sigma_{1,n+1} := (id_n \otimes \sigma) \circ (\sigma_{1,n} \otimes id_1)$. Let $Tr_0(f) := f$; and for any $j \geq 0$, let $Tr_{j+1} := Tr \circ Tr_j$.

That \mathcal{C} is a category means that it satisfies the following properties:

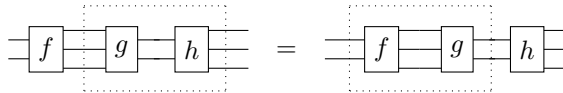
- Neutrality of the identity: for any n, m and $f: n \rightarrow m$,

$$f \circ id_n = f = id_m \circ f.$$



- Associativity of composition: for any $n, m, k, l \geq 0$, $f: n \rightarrow m$, $g: m \rightarrow k$ and $h: k \rightarrow l$,

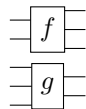
$$(h \circ g) \circ f = h \circ (g \circ f).$$



That \otimes is a functor means that it satisfies the following properties:

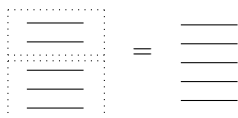
- Preservation of source and target: for any $n, m, k, l \geq 0$, $f: n \rightarrow m$ and $g: k \rightarrow l$,

$$f \otimes g: n + k \rightarrow m + l.$$



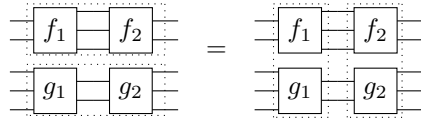
- Preservation of the identity: for any $n, m \geq 0$,

$$id_n \otimes id_m = id_{n+m}.$$



- Preservation of composition: for any $n, m, m', k, l, l' \geq 0$, $f_1: n \rightarrow m$, $f_2: m \rightarrow m'$, $g_1: k \rightarrow l$ and $g_2: l \rightarrow l'$,

$$(f_2 \circ f_1) \otimes (g_2 \circ g_1) = (f_2 \otimes g_2) \circ (f_1 \otimes g_1).$$

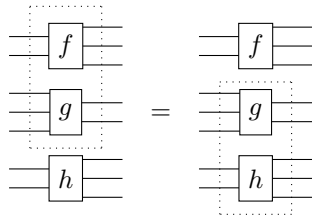


The additional required properties are:

Strict monoidal structure:

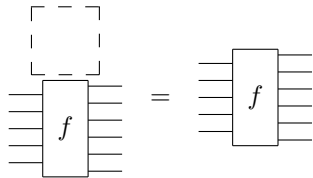
- Naturality of the associator: for any n, n', m, m', k, k' , $f: n \rightarrow n'$, $g: m \rightarrow m'$ and $h: k \rightarrow k'$,

$$(f \otimes g) \otimes h = f \otimes (g \otimes h).$$



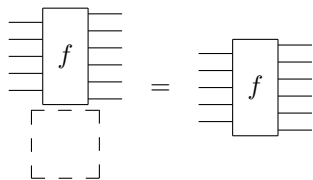
- Naturality of the left unitor: for any $n, m \geq 0$ and $f: n \rightarrow m$,

$$id_0 \otimes f = f.$$



- Naturality of the right unitor: for any $n, m \geq 0$ and $f: n \rightarrow m$,

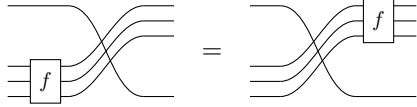
$$f \otimes id_0 = f.$$



Strict symmetric monoidal structure:

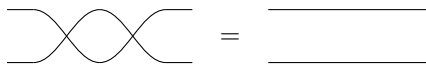
- Naturality of the swap: for any $n, m \geq 0$ and $f: n \rightarrow m$,

$$\sigma_{1,m} \circ (id_1 \otimes f) = (f \otimes id_1) \circ \sigma_{1,n}.$$



- Inverse law:

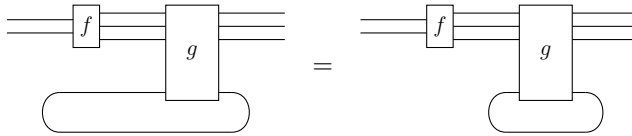
$$\sigma \circ \sigma = id_2.$$



Axioms about the trace:

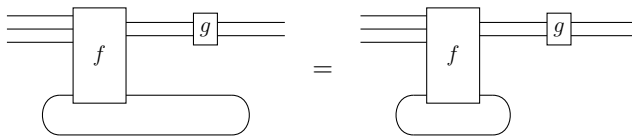
- Naturality in the input: for any $n, m, l \geq 0$, $f: l \rightarrow n$ and $g: n + 1 \rightarrow m + 1$,

$$Tr(g \circ (f \otimes id_1)) = Tr(g) \circ f.$$



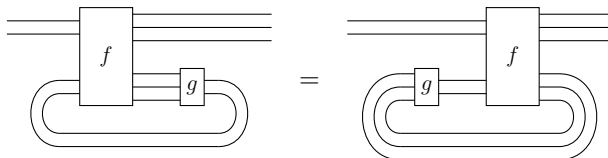
- Naturality in the output: for any $n, m, l \geq 0$, $f: n + 1 \rightarrow m + 1$ and $g: m \rightarrow l$,

$$Tr((g \otimes id_1) \circ f) = g \circ Tr(f).$$



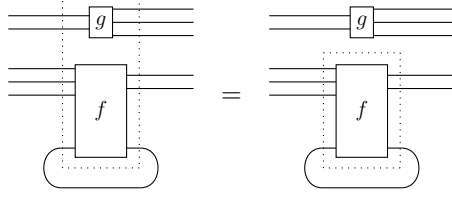
- Dinaturality: for any $n, m, i, j \geq 0$, $f: n + i \rightarrow m + j$ and $g: j \rightarrow i$,

$$Tr_i((id_m \otimes g) \circ f) = Tr_j(f \circ (id_n \otimes g)).$$



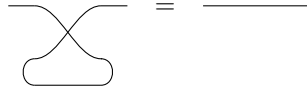
- Superposing: for any $n, m, l, p \geq 0$, $f: n+1 \rightarrow m+1$ and $g: l \rightarrow p$,

$$\text{Tr}(g \otimes f) = g \otimes \text{Tr}(f).$$



- Yanking:

$$\text{Tr}(\sigma) = id_1.$$



► **Remark 30.** We can define $\sigma_{0,m} := id_m$ and for any $n \geq 0$, $\sigma_{n+1,m} := (\sigma_{n,m} \otimes id_1) \circ (id_m \otimes \sigma_{1,m})$. Then the unit coherence $\sigma_{n,0} = id_n$ and the associativity coherence $(id_m \otimes \sigma_{n,k}) \circ (\sigma_{n,m} \otimes id_k) = \sigma_{n,m+k}$ of the multiwire swaps are consequences of the definition of $\sigma_{n,m}$. The general inverse law axiom $\sigma_{n,m} \circ \sigma_{m,n} = id_{n+m}$ can be deduced easily from its restricted version by induction on n and m . The general naturality of the swap, $\sigma_{n',m'} \circ (f \otimes g) = (g \otimes f) \circ \sigma_{n,m}$ for any $f: n \rightarrow n'$ and $g: m \rightarrow m'$, can be deduced from its restricted version by first iterating it to get a swap with multiple wires on both sides, then using the general inverse law axiom to flip it upside down. The vanishing axioms $\text{Tr}_0(f) = f$ and $\text{Tr}_i(\text{Tr}_j(f)) = \text{Tr}_{i+j}(f)$ are consequences of the definition of Tr_j . The general yanking axiom $\text{Tr}_n(\sigma_{n,n}) = id_n$ can be deduced by induction on n from its restricted version using a multiwire version of the Yang-Baxter equation (which is a consequence of the naturality of the swap) and the inverse law. The general (that is, with multiwire traces) versions of naturality of the trace in the input, in the output, and of superposing can be deduced by iteration of their respective restricted versions.

► **Definition 31.** A traced weak braided category is a strict monoidal category that is additionally a weak braided monoidal category in the sense of [19] or [38] and a right traced category in the sense of [37]. A PROTWEB is a traced weak braided category whose objects are generated from the monoidal unit and a single object by monoidal product, and identified with the natural integers.

Namely, a PROTWEB is a category \mathcal{C} whose objects are the natural integers, equipped with

- a functor $\otimes: \mathcal{C} \times \mathcal{C} \rightarrow \mathcal{C}$ such that for any $n, m \geq 0$, $n \otimes m = n + m$
- an arrow $\sigma: 2 \rightarrow 2$
- a family of functions $\text{Tr}: \mathcal{C}(n+1, m+1) \rightarrow \mathcal{C}(n, m)$ satisfying the properties listed below.

Let $\sigma_{1,0} := id_1$; for any $n \geq 0$, let $\sigma_{1,n+1} := (id_n \otimes \sigma) \circ (\sigma_{1,n} \otimes id_1)$; for any $m \geq 0$, let $\sigma_{0,m} = id_m$; and for any $n \geq 0$, let $\sigma_{n+1,m} := (\sigma_{n,m} \otimes id_1) \circ (id_m \otimes \sigma_{1,m})$. Let $\text{Tr}_0(f) := f$;

and for any $j \geq 0$, let $Tr_{j+1} := Tr \circ Tr_j$.

On top of the fact that \mathcal{C} is a category and that \otimes is a functor and acts as the addition on objects, the required properties are, using the same names as in Definition 29:

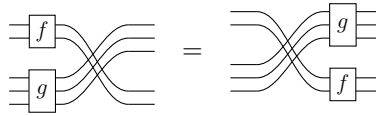
Strict monoidal structure:

- *Naturality of the associator*
- *Naturality of the left unitor*
- *Naturality of the right unitor*

Strict weak braided monoidal structure:

- *General naturality of the swap: for any $n, n', m, m' \geq 0$, $f: n \rightarrow n'$ and $g: m \rightarrow m'$,*

$$\sigma_{n'm'} \circ (f \otimes g) = (g \otimes f) \circ \sigma_{nm}.$$




Axioms about the trace:

- *Naturality in the input*
- *Naturality in the output*
- *Dinaturality*
- *Superposing*

► **Remark 32.** Similarly as in the case of the axioms of a traced PROP, the unit coherence and the two associativity coherences $(id_m \otimes \sigma_{nk}) \circ (\sigma_{nm} \otimes id_k) = \sigma_{n(m+k)}$ and $(\sigma_{nk} \otimes id_m) \circ (id_n \otimes \sigma_{mk}) = \sigma_{n(m+k)}$ (which are both needed when σ is not self-inverse) of the multiwire swaps are consequences of the definition of σ_{nm} , the vanishing axioms are consequences of the definition of Tr_j , and the general versions of naturality of the trace in the input, in the output, and of superposing can be deduced by iteration of their respective restricted versions.

► **Lemma 33.** *A category is a traced PROP if and only if it is a PROTWEB and satisfies inverse law and yanking:*



Proof. This follows directly from comparing the lists of axioms given respectively in Definitions 29 and 31, and from the fact that the general naturality of the swap is a consequence of the axioms of traced PROP. ◀

B Proofs

B.1 Semantics

B.1.1 Proof of Propositions 4 and 5

We first prove the two propositions without assuming the axioms of traced PROP. At the end we will have to prove that any two diagrams equivalent modulo the axioms of traced PROP have the same path semantics.

Not assuming the axioms of traced PROP implies that for any diagram D , we are in exactly one of the following cases:

- $D = \boxed{\quad}, -, \bowtie, \boxed{u}$ or \bowtie
- there exist unique D_1 and D_2 such that $D = D_2 \circ D_1$
- there exist unique D_1 and D_2 such that $D = D_1 \otimes D_2$
- there exists a unique D' such that $D = Tr(D')$.

We prove both propositions together by structural induction on D .

If $D = \boxed{\quad}$ then $\{\rightarrow, \uparrow\} \times [n]$ is empty so both propositions hold.

If D is a generator then we have $n = 1$ if $D = -, \neg$ or \boxed{u} and $n = 2$ if $D = \bowtie$ or \bowtie , and in any case it is easy to see that both propositions hold.

If $D = D_2 \circ D_1$, then for any $(c, p) \in \{\rightarrow, \uparrow\} \times [n]$, by induction hypothesis there exist unique $(c', p') \in \{\rightarrow, \uparrow\} \times [n]$ and $U \in \mathbb{C}^{q \times q}$ such that $(D_1, c, p) \xrightarrow{U} (c', p')$, and again by induction hypothesis there exist unique $(c'', p'') \in \{\rightarrow, \uparrow\} \times [n]$ and $V \in \mathbb{C}^{q \times q}$ such that $(D_2, c', p') \xrightarrow{V} (c'', p'')$. Therefore, there is exactly one way of meeting the premises of the only rule that can reduce (D, c, p) and these premises completely determine the conclusion of the rule, so Proposition 4 holds for D .

Similarly, for any $(c, p) \in \{\rightarrow, \uparrow\} \times [n]$, by induction hypothesis there exist unique $(c', p') \in \{\rightarrow, \uparrow\} \times [n]$ and $U \in \mathbb{C}^{q \times q}$ such that $(D_2, c', p') \xrightarrow{U} (c, p)$, and again by induction hypothesis there exist unique $(c'', p'') \in \{\rightarrow, \uparrow\} \times [n]$ and $V \in \mathbb{C}^{q \times q}$ such that $(D_1, c'', p'') \xrightarrow{V} (c, p)$. Therefore, there is exactly one way to meet the premises of the only rule that can reduce D to get a reduction with right-hand side (c, p) . These premises completely determine the conclusion of the rule, so Proposition 5 holds for D .

If $D = D_1 \otimes D_2$ with $D_1 : n_1 \rightarrow n_1$ and $D_2 : n - n_1 \rightarrow n - n_2$, let $(c, p) \in \{\rightarrow, \uparrow\} \times [n]$.

If $p < n_1$, then by induction hypothesis there exist unique $(c', p') \in \{\rightarrow, \uparrow\} \times [n_1]$ and $U \in \mathbb{C}^{q \times q}$ such that $(D_1, c, p) \xrightarrow{U} (c', p')$, so that there is exactly one rule that allows us to reduce (D, c, p) (Rule $\otimes 1$), and exactly one way to meet its premises, so Proposition 4 holds for D . If $p \geq n_1$, then by induction hypothesis there exist unique $(c', p') \in \{\rightarrow, \uparrow\} \times [n - n_1]$ and $U \in \mathbb{C}^{q \times q}$ such that $(D_2, c, p - n_1) \xrightarrow{U} (c', p')$, so that there is exactly one rule that allows us to reduce (D, c, p) (Rule $\otimes 2$), and exactly one way to meet its premises, so Proposition 4 holds for D .

Similarly, if $p < n_1$, then by induction hypothesis there exist unique $(c', p') \in \{\rightarrow, \uparrow\} \times [n_1]$ and $U \in \mathbb{C}^{q \times q}$ such that $(D_1, c', p') \xrightarrow{U} (c, p)$, so that there is exactly one rule that allows us to reduce D and get (c, p) (Rule $\otimes 1$), and exactly one way to meet its premises, so Proposition 5 holds for D . If $p \geq n_1$, then by induction hypothesis there exist unique $(c', p') \in \{\rightarrow, \uparrow\} \times [n - n_1]$ and $U \in \mathbb{C}^{q \times q}$ such that $(D_2, c, p - n_1) \xrightarrow{U} (c', p')$, so that there is

exactly one rule that allows us to reduce D and get (c, p) (Rule $\otimes 2$), and exactly one way to meet its premises, so Proposition 5 holds for D .

If $D = Tr(D')$ with $D' : n + 1 \rightarrow n + 1$, then for any $(c_0, p_0) \in \{\rightarrow, \uparrow\} \times [n]$, by induction hypothesis of Proposition 4 there exist unique $(c_1, p_1) \in \{\rightarrow, \uparrow\} \times [n + 1]$ and $U_0 \in \mathbb{C}^{q \times q}$ such that $(D', c_0, p_0) \xrightarrow{U_0} (c_1, p_1)$. If $p_1 < n$, then there is exactly one reduction from (D, c_0, p_0) which comes from applying Rule T_0 , so Proposition 4 holds for D . If $p_1 = n$, then again by induction hypothesis of Proposition 4 there exist unique $(c_2, p_2) \in \{\rightarrow, \uparrow\} \times [n + 1]$ and $U_1 \in \mathbb{C}^{q \times q}$ such that $(D', c_1, n) \xrightarrow{U_1} (c_2, p_2)$. If $p_2 < n$, then there is exactly one reduction from (D, c_0, p_0) , which comes from applying Rule T_1 , so Proposition 4 holds for D .

By uniqueness in the induction hypothesis of Proposition 5, since $(D', c_0, p_0) \xrightarrow{U_0} (c_1, n)$, $(D', c_1, n) \xrightarrow{U_1} (c_2, p_2, U_1)$ and $(c_0, p_0) \neq (c_1, n)$, we have $(c_1, n) \neq (c_2, p_2)$, so that if $p_2 = n$ then $c_2 = \bar{c}_1$. In this case, again by induction hypothesis of Proposition 4, there exist unique $(c_3, p_3) \in \{\rightarrow, \uparrow\} \times [n + 1]$ and $U_2 \in \mathbb{C}^{q \times q}$ such that $(D', \bar{c}_1, n) \xrightarrow{U_2} (c_3, p_3)$. Again by uniqueness in the induction hypothesis of Proposition 5, since $(D', c_0, p_0) \xrightarrow{U_0} (c_1, n)$ and $(c_0, p_0) \neq (\bar{c}_1, n)$ we have $(c_3, p_3) \neq (c_1, n)$, and since $(D', c_1, n) \xrightarrow{U_1} (\bar{c}_1, n)$ and $(c_1, n) \neq (\bar{c}_1, n)$ we have $(c_3, p_3) \neq (\bar{c}_1, n)$. Therefore, we cannot have $p_3 = n$, so $p_3 < n$ and then there is exactly one reduction from (D, c_0, p_0) , which comes from applying Rule T_2 . So Proposition 4 holds for D .

Similarly, by induction hypothesis of Proposition 5 there exist unique $(c_1, p_1) \in \{\rightarrow, \uparrow\} \times [n + 1]$ and $U_0 \in \mathbb{C}^{q \times q}$ such that $(D', c_1, p_1) \xrightarrow{U_0} (c_0, p_0)$. If $p_1 < n$, then there is exactly one reduction from D with right-hand side (c_0, p_0) , which comes from applying Rule T_0 . So Proposition 5 holds for D . If $p_1 = n$, then again by induction hypothesis of Proposition 5 there exist unique $(c_2, p_2) \in \{\rightarrow, \uparrow\} \times [n + 1]$ and $U_1 \in \mathbb{C}^{q \times q}$ such that $(D', c_2, p_2) \xrightarrow{U_1} (c_1, n)$. If $p_2 < n$, then there is exactly one reduction from D with right-hand side (c_0, p_0) , which comes from applying Rule T_1 . So Proposition 5 holds for D .

By uniqueness in the induction hypothesis of Proposition 4, since $(D', c_1, n) \xrightarrow{U_0} (c_0, p_0)$, $(D', c_2, p_2) \xrightarrow{U_1} (c_1, n)$ and $(c_1, n) \neq (c_0, p_0)$, we have $(c_1, n) \neq (c_2, p_2)$, so that if $p_2 = n$ then $c_2 = \bar{c}_1$. In this case, again by induction hypothesis of Proposition 5, there exist unique $(c_3, p_3) \in \{\rightarrow, \uparrow\} \times [n + 1]$ and $U_2 \in \mathbb{C}^{q \times q}$ such that $(D', c_3, p_3) \xrightarrow{U_2} (\bar{c}_1, n)$. Again by uniqueness in the induction hypothesis of Proposition 4, since $(D', c_1, n) \xrightarrow{U_0} (c_0, p_0)$ and $(c_0, p_0) \neq (\bar{c}_1, n)$ we have $(c_3, p_3) \neq (c_1, n)$, and since $(D', \bar{c}_1, n) \xrightarrow{U_2} (\bar{c}_1, n)$ and $(c_1, n) \neq (\bar{c}_1, n)$ we have $(c_3, p_3) \neq (\bar{c}_1, n)$. Therefore, we cannot have $p_3 = n$, so $p_3 < n$ and then there is exactly one reduction from D with right-hand side (c_0, p_0) , which comes from applying Rule T_2 . So Proposition 5 holds for D .

To finish proving the result, we have to check that two diagrams equivalent modulo the axioms of traced PROP have the same path semantics. To do this, it suffices to check for each of the axioms given in Figure 2 that both sides have the same operational semantics, which is straightforward.

B.1.2 Proof of Proposition 8 and Theorem 9

We first prove the following three lemmas:

► **Lemma 34.** *Let $n \geq 0$ and $f \in \mathcal{S}_{n+1}$, and let τ be the permutation and $U_{c,p}$ the family of matrices, such that $f = |c, p, y\rangle \mapsto |\tau(c, p)\rangle \otimes U_{c,p} |y\rangle$. For any $(c, p, y) \in \{\rightarrow, \uparrow\} \times [n] \times [q]$,*

the series $\sum_{k \in \mathbb{N}} \pi_1 \circ (f \circ \pi_0)^k \circ f \circ \iota(|c, p, y\rangle)$ has at most one nonzero term (exactly one if f is injective), of index $k_1 - 1$, where k_1 is the smallest $k \geq 1$ such that $\tau^k(c, p) \in \{\rightarrow, \uparrow\} \times [n]$, or equivalently, the smallest $k \geq 1$ such that $f^k(|c, p, y\rangle) \in \mathcal{H}_n$. Moreover, we have $k_1 \geq 3$.

► **Lemma 35.** For any $n \geq 0$ and $f \in \mathcal{S}_{n+1}$, $\mathcal{T}(f)$ is well-defined and $\mathcal{T}(f) \in \mathcal{S}_n$.

► **Lemma 36.** Let $n \geq 0$ and $f \in \mathcal{S}_{n+1}$. Let τ be the permutation and $U_{c,p}$ the family of matrices, such that $f = |c, p, y\rangle \mapsto |\tau(c, p)\rangle \otimes U_{c,p} |y\rangle$. For any $(c, p, y) \in \{\rightarrow, \uparrow\} \times [n] \times [q]$, we have $\mathcal{T}(f)(|c, p, y\rangle) = |\tau^{k_1}(c, p)\rangle \otimes U_{\tau^{k_1-1}(c,p)} \cdots U_{c,p} |y\rangle$, where k_1 is the smallest $k \geq 1$ such that $\tau^k(c, p) \in \{\rightarrow, \uparrow\} \times [n]$.

Proof of Lemmas 34 and 36. Let $(c, p, y) \in \{\rightarrow, \uparrow\} \times [n] \times [q]$ and let k_1 be the smallest $k \geq 1$ such that $\tau^k(c, p) \in \{\rightarrow, \uparrow\} \times [n]$. Since the sequence $(\tau^k(c, p))_{k \in \mathbb{N}}$ is periodic and $\tau^0(c, p) = (c, p) \in \{\rightarrow, \uparrow\} \times [n]$, k_1 exists. Since τ is injective, if there were $1 \leq k' < k'' \leq k_1$ such that $\tau^{k'}(c, p) = \tau^{k''}(c, p)$, this would mean that $\tau^{k''-k'}(c, p) = (c, p) \in \{\rightarrow, \uparrow\} \times [n]$, with $1 \leq k'' - k' < k_1$, which contradicts the definition of k_1 . Therefore, the couples $\tau(c, p), \tau^2(c, p), \dots, \tau^{k_1-1}(c, p)$ are all different. By definition of k_1 , these couples are all in the set $\{\rightarrow, \uparrow\} \times \{n\}$, which has only two elements, so that $k_1 \leq 3$.

Let us prove by finite induction that for every $k \in \{0, \dots, k_1 - 1\}$, we have $(f \circ \pi_0)^k \circ f \circ \iota(|c, p, y\rangle) = f^{k+1}(|c, p, y\rangle)$: this is obviously true for $k = 0$, and assuming that this is true for some $0 \leq k < k_1 - 1$, we have $(f \circ \pi_0)^{k+1} \circ f \circ \iota(|c, p, y\rangle) = f(\pi_0((f \circ \pi_0)^k \circ f \circ \iota(|c, p, y\rangle))) = f(\pi_0(f^{k+1}(|c, p, y\rangle)))$, and by definition of k_1 , we have $f^{k+1}(|c, p, y\rangle) \in \{\rightarrow, \uparrow\} \times \{n\}$ so that $\pi_0(f^{k+1}(|c, p, y\rangle)) = f^{k+1}(|c, p, y\rangle)$, and consequently $(f \circ \pi_0)^{k+1} \circ f \circ \iota_j(|c, p, y\rangle) = f^{k+2}(|c, p, y\rangle)$. This finishes the induction.

Additionally, for any $k \in \mathbb{N}$, we have $f^k(|c, p, y\rangle) = |\tau^k(c, p)\rangle \otimes U_{\tau^{k-1}(c,p)} \cdots U_{c,p} |y\rangle$.

For any $k < k_1 - 1$, by definition of k_1 , we have $\tau^{k+1}(c, p) \in \{\rightarrow, \uparrow\} \times \{n\}$ so that $\pi_1(f^{k+1}(|c, p, y\rangle)) = 0$, that is, the term of index k of the series is zero.

We have $\tau^{k_1}(c, p) \in \{\rightarrow, \uparrow\} \times [n]$, so that the term of index $k_1 - 1$ of the series is not zero unless $U_{\tau^{k_1-1}(c,p)} \cdots U_{c,p} |y\rangle = 0$, and this term is equal to $\pi_1(f^{k_1}(|c, p, y\rangle)) = |\tau^{k_1}(c, p)\rangle \otimes U_{\tau^{k_1-1}(c,p)} \cdots U_{c,p} |y\rangle$.

For any $k \geq k_1$, we have $(f \circ \pi_0)^k \circ f \circ \iota(|c, p, y\rangle) = (f \circ \pi_0)^{k-k_1} \circ f(\pi_0(f^{k_1}(|c, p, y\rangle)))$, and since $\tau^{k_1}(c, p) \in \{\rightarrow, \uparrow\} \times [n]$, we have $\pi_0(f^{k_1}(|c, p, y\rangle)) = 0$, so that the term of index k of the series is zero. ◀

Proof of Lemma 35. Well-definedness is a direct consequence of Lemma 36. Given $f \in \mathcal{S}_{n+1}$, by Lemma 36 there exist a family of matrices $V_{c,p}$ such that $\mathcal{T}(f) = |c, p, y\rangle \mapsto |\tau^*(c, p)\rangle \otimes V_{c,p} |y\rangle$, where $\tau^* : \{\rightarrow, \uparrow\} \times [n] \rightarrow \{\rightarrow, \uparrow\} \times [n] :: (c, p) \mapsto \tau^{k_1}(c, p)$ with k_1 the smallest $k \geq 1$ such that $\tau^k(c, p) \in \{\rightarrow, \uparrow\} \times [n]$. What we have to prove is that τ^* is a permutation, that is, that it is a bijection.

We claim that this is the case and that its inverse is $(\tau^{-1})^* : \{\rightarrow, \uparrow\} \times [n] \rightarrow \{\rightarrow, \uparrow\} \times [n] :: (c, p) \mapsto (\tau^{-1})^{k_2}(c, p)$ with k_2 the smallest $k \geq 1$ such that $(\tau^{-1})^k(c, p) \in \{\rightarrow, \uparrow\} \times [n]$.

Indeed, let $(c, p) \in \{\rightarrow, \uparrow\} \times [n]$ and k_1 be the smallest $k \geq 1$ such that $\tau^k(c, p) \in \{\rightarrow, \uparrow\} \times [n]$. Then for any $k \in \{1, \dots, k_1 - 1\}$, we have $(\tau^{-1})^k(\tau^*(c, p)) = (\tau^{-1})^k(\tau^{k_1}(c, p)) = \tau^{k_1-k}(c, p)$, which, by definition of k_1 , is not in $\{\rightarrow, \uparrow\} \times [n]$ because $1 \leq k_1 - k < k_1$. We also have $(\tau^{-1})^{k_1}(\tau^*(c, p)) = (\tau^{-1})^{k_1}(\tau^{k_1}(c, p)) = (c, p)$, which is in $\{\rightarrow, \uparrow\} \times [n]$. Therefore, the smallest $k \geq 1$ such that $(\tau^{-1})^k(\tau^*(c, p)) \in \{\rightarrow, \uparrow\} \times [n]$ is k_1 , so that $(\tau^{-1})^*(\tau^*(c, p)) = (\tau^{-1})^{k_1}(\tau^{k_1}(c, p)) = (c, p)$. This proves that $(\tau^{-1})^* \circ \tau^* = id$. We can prove in the same way that $\tau^* \circ (\tau^{-1})^* = id$, which proves our claim. ◀

B.1.2.1 Proof of Proposition 8

First, we do not assume the axioms of traced PROP and we prove by structural induction that for any diagram $D : n \rightarrow n$, $\llbracket D \rrbracket$ is well-defined and in \mathcal{S}_n .

If $D = \boxed{}, -, \ominus, \bowtie$ or \bowtie , then this is a direct consequence of the definition of $\llbracket \cdot \rrbracket$.

If $D = D_2 \circ D_1$, then by induction hypothesis, $\llbracket D_1 \rrbracket$ and $\llbracket D_2 \rrbracket$ are well-defined and in \mathcal{S}_n . By definition we have $\llbracket D \rrbracket = \llbracket D_2 \rrbracket \circ \llbracket D_1 \rrbracket$, and it is easy to see that \mathcal{S}_n is closed under composition.

If $D = D_1 \otimes D_2$, with $D_1 : n_1 \rightarrow n_1$, then $D_2 : n - n_1 \rightarrow n - n_1$ and by induction hypothesis, $\llbracket D_1 \rrbracket$ and $\llbracket D_2 \rrbracket$ are well-defined and we have $\llbracket D_1 \rrbracket \in \mathcal{S}_{n_1}$ and $\llbracket D_2 \rrbracket \in \mathcal{S}_{n-n_1}$. It is easy to see that for any $f \in \mathcal{S}_m$ and $g \in \mathcal{S}_k$ we have $f \boxplus g \in \mathcal{S}_{m+k}$, so that $\llbracket D \rrbracket := \llbracket D_1 \rrbracket \boxplus \llbracket D_2 \rrbracket \in \mathcal{S}_n$.

If $D = Tr(D')$, then by induction hypothesis, $\llbracket D' \rrbracket$ is well-defined and in \mathcal{S}_{n+1} . By Lemma 35 this implies that, $\llbracket D \rrbracket := \mathcal{T}(\llbracket D' \rrbracket)$ is well-defined and in \mathcal{S}_n .

The last thing to prove is (still not assuming the axioms of traced PROP) that two diagrams that are equivalent modulo the axioms of traced PROP have the same denotational semantics. For this it suffices to remark that the proof of Theorem 9 does not need to assume the axioms of traced PROP, so Theorem 9 still holds if we do not assume them. Then, since two diagrams equivalent modulo these axioms have the same path semantics (see Appendix B.1.1), that is, the same permutation τ_D and matrices $[D]_{c,p}$, by (9) they have the same denotational semantics.

B.1.2.2 Proof of Theorem 9

We proceed by structural induction on D .

- If $D = -$, then we have $\tau_D = id$, $[D]_{c,p} = I_q$ for every c, p , and $\llbracket D \rrbracket = |c, 0, x\rangle \mapsto |c, 0, x\rangle$, so the result holds.
- If $D = \ominus$, then we have $\tau_D = \begin{matrix} (\rightarrow, p) \mapsto (\uparrow, p) \\ (\uparrow, p) \mapsto (\rightarrow, p) \end{matrix}$, $[D]_{c,p} = I_q$ for every c, p , and $\llbracket D \rrbracket = \begin{matrix} |\rightarrow, p, y\rangle \mapsto |\uparrow, p, y\rangle \\ |\uparrow, p, y\rangle \mapsto |\rightarrow, p, y\rangle \end{matrix}$, so the result holds.
- If $D = \bowtie$, then we have $\tau_D = (c, p) \mapsto (c, 1 - p)$, $[D]_{c,p} = I_q$ for every c, p , and $\llbracket D \rrbracket = |c, p, y\rangle \mapsto |c, 1 - p, y\rangle$, so the result holds.
- If $D = \bowtie$, then we have $\tau_D = \begin{matrix} (\rightarrow, p) \mapsto (\rightarrow, p) \\ (\uparrow, p) \mapsto (\uparrow, 1 - p) \end{matrix}$, $[D]_{c,p} = I_q$ for every c, p , and $\llbracket D \rrbracket = \begin{matrix} |\rightarrow, p, y\rangle \mapsto |\rightarrow, p, y\rangle \\ |\uparrow, p, y\rangle \mapsto |\uparrow, 1 - p, y\rangle \end{matrix}$, so the result holds.
- If $D = \boxed{U}$, then we have $\tau_D = id$, $[D]_{c,p} = U$ for every c, p , and $\llbracket D \rrbracket = |c, p, y\rangle \mapsto |c, p\rangle \otimes U|y\rangle$, so the result holds.
- If $D = D_2 \circ D_1$, then on the one hand, for any $(c, p) \in \{\rightarrow, \uparrow\} \times [n]$, we have $(D_1, c, p) \xrightarrow{[D_1]_{c,p}} \tau_{D_1}(c, p)$ and $(D_2, \tau_{D_1}(c, p)) \xrightarrow{[D_2]_{\tau_{D_1}(c,p)}} \tau_{D_2}(\tau_{D_1}(c, p))$, so by Rule (o) we have $(D, c, p) \xrightarrow{[D_2]_{\tau_{D_1}(c,p)}[D_1]_{c,p}} \tau_{D_2}(\tau_{D_1}(c, p))$, so that $\tau_D = \tau_{D_2} \circ \tau_{D_1}$ and $[D]_{c,p} = [D_2]_{\tau_{D_1}(c,p)}[D_1]_{c,p}$. On the other hand, by induction hypothesis, we have $\llbracket D_1 \rrbracket = |c, p, y\rangle \mapsto |\tau_{D_1}(c, p)\rangle \otimes [D_1]_{c,p}|y\rangle$ and $\llbracket D_2 \rrbracket = |c, p, y\rangle \mapsto |\tau_{D_2}(c, p)\rangle \otimes [D_2]_{c,p}|y\rangle$. Therefore, for any $(c, p, y) \in \{\rightarrow, \uparrow\} \times [n] \times [q]$ we have $\llbracket D \rrbracket(|c, p, y\rangle) = \llbracket D_2 \rrbracket(\llbracket D_1 \rrbracket(|c, p, y\rangle)) = \llbracket D_2 \rrbracket(|\tau_{D_1}(c, p)\rangle) \otimes [D_1]_{c,p}|y\rangle = |\tau_{D_2}(\tau_{D_1}(c, p))\rangle \otimes [D_2]_{\tau_{D_1}(c,p)}[D_1]_{c,p}|y\rangle$. So the result holds for D .
- If $D = D_1 \otimes D_2$ with $D_1 : n_1 \rightarrow n_1$, then on the one hand, we have

- $\tau_D = (c, p) \mapsto \begin{cases} \tau_{D_1}(c, p) & \text{if } p < n_1 \\ (c', p' + n_1) & \text{if } p \geq n_1, \text{ where } (c', p') = \tau_{D_2}(c, p - n_1) \end{cases}$ and for any $(c, p) \in \{\rightarrow, \uparrow\} \times [n]$ we have $[D]_{c,p} = \begin{cases} [D_1]_{c,p} & \text{if } p < n_1 \\ [D_2]_{c,p-n_1} & \text{if } p \geq n_1 \end{cases}$. On the other hand, by induction hypothesis, we have $\llbracket D_1 \rrbracket = |c, p, y\rangle \mapsto |\tau_{D_1}(c, p)\rangle \otimes U_{c,p} |y\rangle$ and $\llbracket D_2 \rrbracket = |c, p, y\rangle \mapsto |\tau_{D_2}(c, p)\rangle \otimes [D_2]_{c,p} |y\rangle$.
- so that $\llbracket D \rrbracket = \llbracket D_1 \rrbracket \boxplus \llbracket D_2 \rrbracket = |c, p, y\rangle \mapsto \begin{cases} |\tau_{D_1}(c, p)\rangle \otimes [D_1]_{c,p} |y\rangle & \text{if } p < n_1 \\ |c', p' + n_1\rangle \otimes [D_2]_{c,p-n_1} |y\rangle & \text{if } p \geq n_1 \end{cases}$ where $(c', p') = \tau_{D_2}(c, p - n_1)$. So the result holds for D .
- If $D = Tr(D')$, let $(c, p, y) \in \{\rightarrow, \uparrow\} \times [n] \times [q]$, and let k_1 be the smallest $k \geq 1$ such that $\tau_{D'}^k(c, p) \in \{\rightarrow, \uparrow\} \times [n]$. On the one hand, if we write $\tau_{D'}^k(c, p)$ as (c_k, p_k) , then for all $i \in \{0, \dots, k_1 - 1\}$ we have $(D', c_i, p_i) \xrightarrow{[D']_{c_i, p_i}} (c_{i+1}, p_{i+1})$, and by definition of k_1 , we have $\tau_{D'}^{i+1}(c, p) \notin \{\rightarrow, \uparrow\} \times [n]$, that is, $p_{i+1} = n$, if and only if $i < k_1$. Therefore, by Rule (T_{k_1}) , we have $(Tr(D'), c, p) \xrightarrow{[D']_{\tau_{D'}^{k_1-1}(c,p)} \cdots [D']_{c,p}} (\tau_{D'}(c, p))$. On the other hand, by induction hypothesis we have $\llbracket D' \rrbracket = |c, p, y\rangle \mapsto |\tau_{D'}(c, p)\rangle \otimes [D']_{c,p} |y\rangle$. By Lemma 36, this implies that $\llbracket D \rrbracket(|c, p, y\rangle) = \mathcal{T}(\llbracket D' \rrbracket)(|c, p, y\rangle) = \left| \tau_{D'}^{k_1}(c, p) \right\rangle \otimes [D']_{\tau_{D'}^{k_1-1}(c,p)} \cdots [D']_{c,p} |y\rangle$. So the result holds for D .

B.2 Equational theory – PBS-calculus

B.2.1 Proof of Proposition 12

► Definition 37. A congruence is an equivalence relation \mathcal{R} on the set of diagrams such that if $D_1 \mathcal{R} D'_1$ and $D_2 \mathcal{R} D'_2$ then $(D_2 \circ D_1) \mathcal{R} (D'_2 \circ D'_1)$ and $(D_1 \otimes D_2) \mathcal{R} (D'_1 \otimes D'_2)$, and if $D \mathcal{R} D'$ then $Tr(D) \mathcal{R} Tr(D')$.

Let \sim be the relation such that $D_1 \sim D_2$ if and only if $\llbracket D_1 \rrbracket = \llbracket D_2 \rrbracket$ and \approx be the relation such that $D_1 \approx D_2$ if and only if $\text{PBS} \vdash D_1 = D_2$. By definition, \approx is the smallest congruence preserving Equations (1) to (10). It is clear that \sim is a congruence, so it suffices to prove that it preserves Equations (1) to (10) too. This can be done easily by using the graphical way to compute the denotational semantics provided by Theorem 9.

B.2.2 Normal forms

B.2.2.1 Proof of Lemma 17

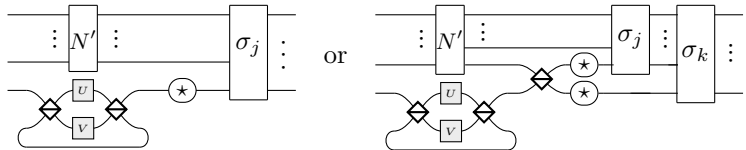
We have to show the following result:

► Lemma 38. For any diagram $N : n \rightarrow n$ in normal form and any diagram g of the form $(-\otimes^i) \otimes h \otimes (-\otimes^{n-i-1})$ with $h = -, \ominus$ or $E(U, V)$, or $(-\otimes^i) \otimes h \otimes (-\otimes^{n-i-2})$ with $h = \bowtie$ or \bowtie , there exists N' in normal form such that $\text{PBS} \vdash g \circ N = N'$.

We proceed by induction on n .

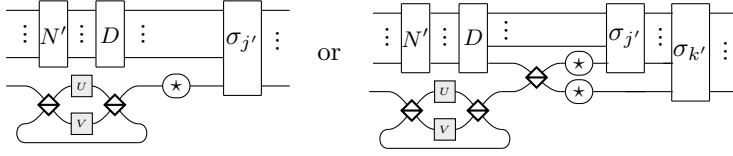
If $n = 0$, then there is no such g so the result trivially holds.

If $n \geq 1$, we write N in the form



We call these two forms type A and B respectively.

By induction hypothesis we only have to prove that $g \circ N$ can be put in the form



for some diagram $D : n - 1 \rightarrow n - 1$ built using \square , $-$, \neg , \bowtie , \boxtimes , $E(U', V')$, \circ and \otimes .

To prove this, we proceed by case distinction:

- If $h = -$, then $g \circ N = N$, so there is nothing to do.
- If $h = \neg$, then we slide it through σ_j (σ_k and σ_j if N is of type B),
 - if it does not arrive on the last wire if N is of type A, or one of the last two wires if N is of type B, then we get the desired form with $D = (-^{\otimes i'}) \otimes \neg \otimes (-^{\otimes n-i'-2})$
 - if it arrives on the last wire (resp. on one of the last two wires), then it merges with the \neg on its wire and changes its value: if \neg is $-$ then h simply takes its place, and if \neg is \neg then the two negations cancel by the following equation, that we prove below to be a consequence of the axioms of the PBS-calculus:

$$\neg \neg = \text{---} \tag{11}$$

- If $h = E(U', V')$, then we slide it through σ_j (σ_k and σ_j if N is of type B),
 - if it does not arrive on the last wire if N is of type A, or one of the last two wires if N is of type B, then we get the desired form with $D = (-^{\otimes i'}) \otimes h \otimes (-^{\otimes n-i'-2})$
 - if it arrives on the last wire (resp. on one of the last two wires), then it commutes with the \neg on its wire, trivially if \neg is $-$, and by the following equation if \neg is \neg :³

$$\tag{12}$$

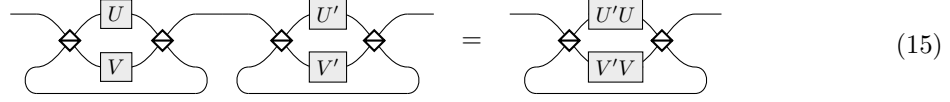
then, if N is of type B, it passes through the beam splitter by one of the following two equations:

$$\tag{13}$$

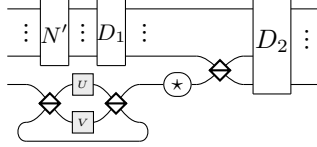
$$\tag{14}$$

³ In the equations, U, V, U' and V' stand for generic matrices, not necessarily related to the context.

finally, the top part becomes part of D , and the bottom part merges with the $E(U, V)$ from N by the following equation:



- If $h = \bowtie$, then by manipulating the wires according to the axioms of traced PROP, we can write $g \circ N$ in one of the desired forms, with D being a permutation of the wires (that is, a composition of tensor products of \bowtie and $-$).
- If $h = \text{BS}$ then we look at the indices i_1 and i_2 of the wires to which h is connected on the other side of σ_j (on the other side of $\sigma_k \circ (\sigma_j \otimes -)$ if N is of type B). The wire i_1 is connected to the top wire of the beam splitter and the wire i_2 to the bottom wire of the beam splitter.
 - If $i_1, i_2 < n - 1$ in the case of type A ($i_1, i_2 < n - 2$ in the case of type B), then $i_2 = i_1 + 1$ and we can slide the beam splitter across σ_j (σ_k and σ_j in the case of type B) to put N in the desired form with $D = (-^{\otimes i'}) \otimes h \otimes (-^{\otimes n-i'-3})$.
 - If N is of type A and $i_2 = n - 1$, then by manipulating the wires we can write $g \circ N$ in the form



where D_1 and D_2 are permutations of the wires. Then we apply the following equation:

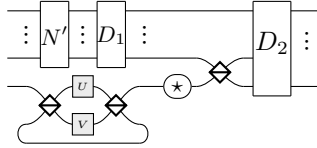


the BS on the left is composed with D_1 to give us D . Finally, we get the desired form by manipulation of the wires.

- If N is of type A and $i_1 = n - 1$, then by manipulating the wires, and applying once the following equation :

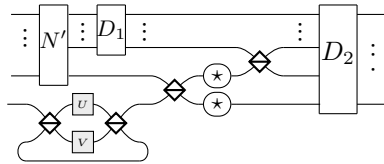


we can write $g \circ N$ in the form

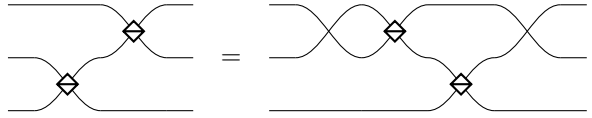


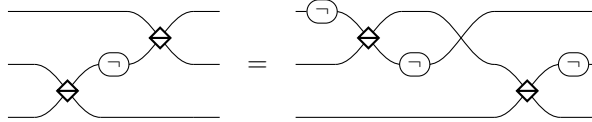
where D_1 and D_2 are permutations of the wires. Then we proceed as in the previous case.

- If N is of type B, $i_1 < n - 2$ and $i_2 = n - 2$, then by manipulating the wires we can write $g \circ N$ in the form



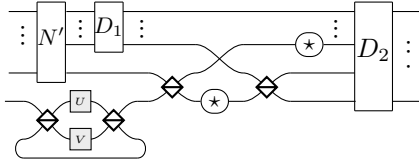
where D_1 and D_2 are permutations of the wires. Then, according to the $-\star-$ between the two beam splitters, we use one of the following two equations:


(18)

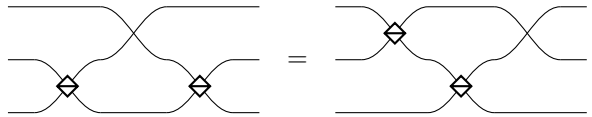

(19)

Immediately in the second case, or after a few manipulation of wires in the first case, we get the desired form.

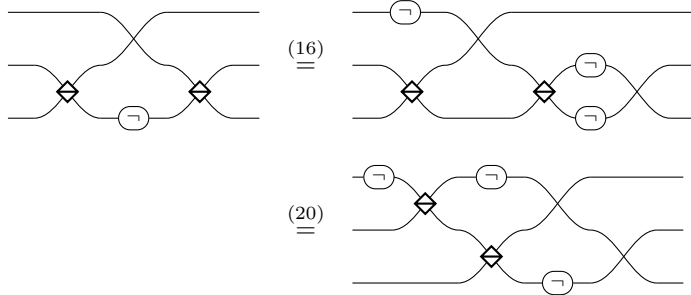
- If N is of type B, $i_2 < n - 2$ and $i_1 = n - 2$, then by manipulating the wires and using once Equation (17), we can write $g \circ N$ in the same form as in the previous case. Then we proceed in the same way.
- If N is of type B, $i_1 < n - 2$ and $i_2 = n - 1$, then by manipulating the wires we can write $g \circ N$ in the form



where D_1 and D_2 are permutations of the wires. Then if the $-\star-$ between the two beam splitters is $-$, then we apply the following equation:

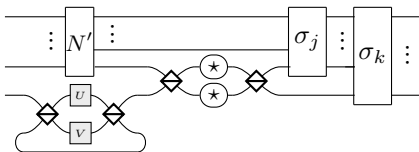

(20)

if the $-\star-$ between the two beam splitters is $-\ominus-$, then we proceed as follows:



which gives us the desired form after some manipulation of wires.

- If N is of type B, $i_2 < n - 2$ and $i_1 = n - 1$, then by manipulating the wires and applying Equation (17) we write $g \circ N$ in the same form as in the previous case, and we proceed in the same way.
- If N is of type B, $i_1 = n - 2$ and $i_2 = n - 1$, then by manipulating the wires, we can write $g \circ N$ in the following form:



then we apply one of the following equations:

$$\begin{array}{c} \text{---} \\ \diagdown \\ \text{---} \end{array} \begin{array}{c} \text{---} \\ \diagup \\ \text{---} \end{array} \begin{array}{c} \text{---} \\ \diagdown \\ \text{---} \end{array} \begin{array}{c} \text{---} \\ \diagup \\ \text{---} \end{array} = \begin{array}{c} \text{---} \\ \diagdown \\ \text{---} \end{array} \begin{array}{c} \text{---} \\ \diagup \\ \text{---} \end{array} \begin{array}{c} \text{---} \\ \diagdown \\ \text{---} \end{array} \begin{array}{c} \text{---} \\ \diagup \\ \text{---} \end{array} \quad (10)$$

$$\begin{array}{c} \text{---} \\ \diagdown \\ \text{---} \end{array} \begin{array}{c} \text{---} \\ \diagup \\ \text{---} \end{array} \begin{array}{c} \text{---} \\ \diagdown \\ \text{---} \end{array} \begin{array}{c} \text{---} \\ \diagup \\ \text{---} \end{array} = \begin{array}{c} \text{---} \\ \diagdown \\ \text{---} \end{array} \begin{array}{c} \text{---} \\ \diagup \\ \text{---} \end{array} \begin{array}{c} \text{---} \\ \diagdown \\ \text{---} \end{array} \begin{array}{c} \text{---} \\ \diagup \\ \text{---} \end{array} \quad (21)$$

$$\begin{array}{c} \text{---} \\ \diagdown \\ \text{---} \end{array} \begin{array}{c} \text{---} \\ \diagup \\ \text{---} \end{array} \begin{array}{c} \text{---} \\ \diagdown \\ \text{---} \end{array} \begin{array}{c} \text{---} \\ \diagup \\ \text{---} \end{array} = \begin{array}{c} \text{---} \\ \diagdown \\ \text{---} \end{array} \begin{array}{c} \text{---} \\ \diagup \\ \text{---} \end{array} \quad (22)$$

In the three cases, this gives us the desired form, after a few manipulation of wires if necessary.

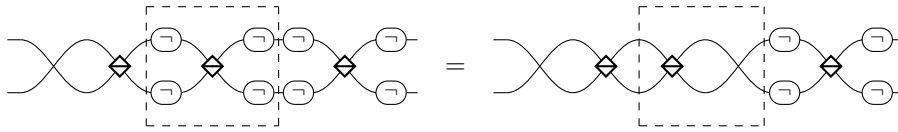
- If N is of type B, $i_1 = n - 1$ and $i_2 = n - 2$, then by manipulating the wires and applying Equation (17) once, we can write $g \circ N$ in the same form as in the previous case and proceed in the same way. This finishes the case distinction.

It remains to prove Equations (11) to (22).

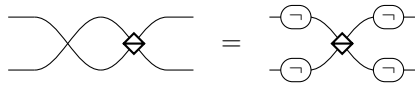
To prove Equation (11), we have:

$$\begin{array}{c} \text{---} \\ \text{---} \end{array} \begin{array}{c} \text{---} \\ \text{---} \end{array} \stackrel{(7)}{=} \begin{array}{c} \text{---} \\ \text{---} \\ \boxed{I} \end{array} \begin{array}{c} \text{---} \\ \text{---} \end{array} \\
 \stackrel{(1)}{=} \begin{array}{c} \text{---} \\ \text{---} \end{array} \begin{array}{c} \text{---} \\ \text{---} \end{array} \\
 \stackrel{(8), \text{inverse law}}{=} \begin{array}{c} \text{---} \\ \text{---} \\ \text{---} \end{array} \begin{array}{c} \text{---} \\ \text{---} \\ \text{---} \end{array} \begin{array}{c} \text{---} \\ \text{---} \\ \text{---} \end{array} \begin{array}{c} \text{---} \\ \text{---} \\ \text{---} \end{array} \\
 \stackrel{(5)}{=} \begin{array}{c} \text{---} \\ \text{---} \\ \text{---} \end{array} \begin{array}{c} \text{---} \\ \text{---} \\ \text{---} \end{array} \begin{array}{c} \text{---} \\ \text{---} \\ \text{---} \end{array} \begin{array}{c} \text{---} \\ \text{---} \\ \text{---} \end{array} \\
 \stackrel{(10)}{=} \begin{array}{c} \text{---} \\ \text{---} \\ \text{---} \end{array} \begin{array}{c} \text{---} \\ \text{---} \\ \text{---} \end{array} \begin{array}{c} \text{---} \\ \text{---} \\ \text{---} \end{array} \begin{array}{c} \text{---} \\ \text{---} \\ \text{---} \end{array} \\
 \stackrel{(10)}{=} \begin{array}{c} \text{---} \\ \text{---} \\ \text{---} \end{array} \begin{array}{c} \text{---} \\ \text{---} \\ \text{---} \end{array} \begin{array}{c} \text{---} \\ \text{---} \\ \text{---} \end{array} \begin{array}{c} \text{---} \\ \text{---} \\ \text{---} \end{array} \\
 \stackrel{(8)}{=} \begin{array}{c} \text{---} \\ \text{---} \\ \text{---} \end{array} \begin{array}{c} \text{---} \\ \text{---} \\ \text{---} \end{array} \begin{array}{c} \text{---} \\ \text{---} \\ \text{---} \end{array} \begin{array}{c} \text{---} \\ \text{---} \\ \text{---} \end{array} \\
 \stackrel{(5)}{=} \begin{array}{c} \text{---} \\ \text{---} \\ \text{---} \end{array} \begin{array}{c} \text{---} \\ \text{---} \\ \text{---} \end{array} \begin{array}{c} \text{---} \\ \text{---} \\ \text{---} \end{array} \begin{array}{c} \text{---} \\ \text{---} \\ \text{---} \end{array} \\
 \stackrel{\text{inverse law, (8)(1)(7)}}{=} \text{---}
 \end{array}$$

To prove Equation (17), we have, by Equation (5):

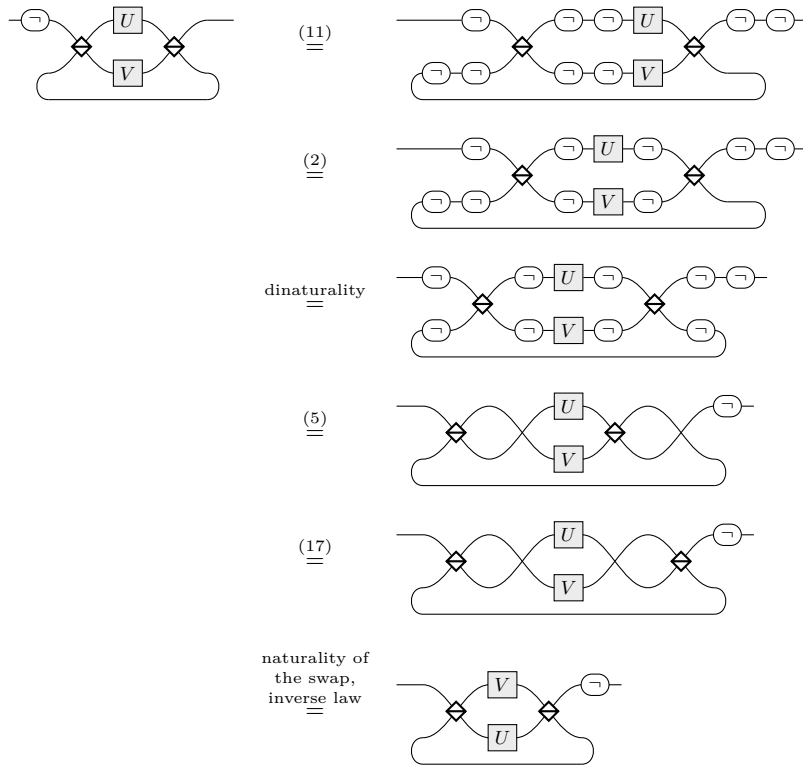


by Equations (11) and (8), and inverse law, this implies that

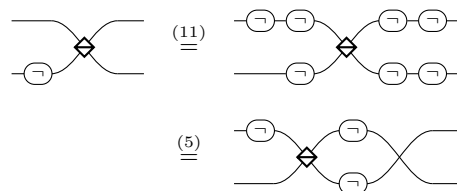


which, together with Equation (5), implies Equation (17).

To prove Equation (12), we have:



To prove Equation (16), we have:



To prove Equation (21), we have:



$$\begin{array}{ccc}
 \text{Diagram 1} & \stackrel{(16)}{=} & \text{Diagram 2} \\
 & & \stackrel{(10)(11)}{=} & \text{Diagram 3}
 \end{array}$$

To prove Equation (22), we have:

$$\begin{array}{ccc}
 \text{Diagram 1} & \stackrel{(11)}{=} & \text{Diagram 2} \\
 & & \stackrel{(5), \text{ naturality of the swap}}{=} & \text{Diagram 3} \\
 & & \stackrel{(8)}{=} & \text{Diagram 4}
 \end{array}$$

To prove Equation (18), we have:

$$\begin{array}{ccc}
 \text{Diagram 1} & \stackrel{\text{inverse law, (17)}}{=} & \text{Diagram 2} \\
 & & \stackrel{(9)}{=} & \text{Diagram 3} \\
 & & \stackrel{(8)}{=} & \text{Diagram 4}
 \end{array}$$

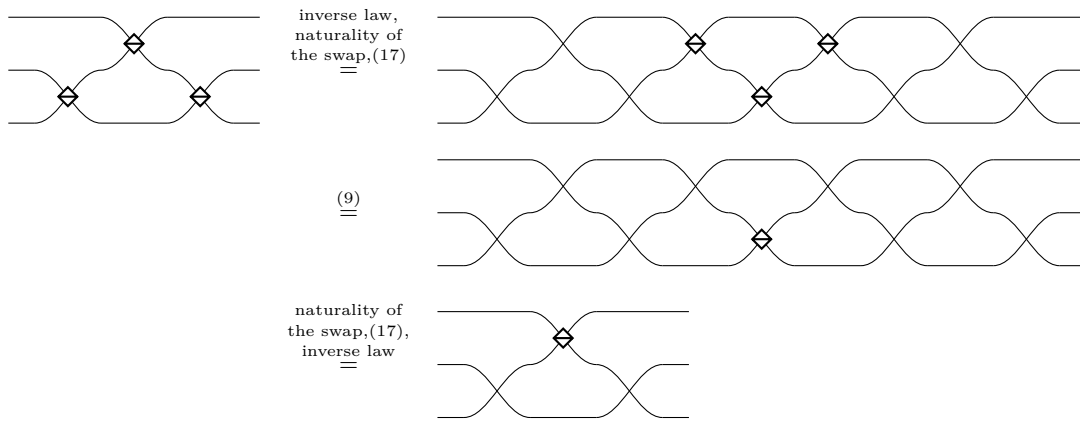
Ancillary equations To prove the remaining equations, we need some ancillary equations:

► **Lemma 39.** *The following equations are consequences of the axioms of the PBS-calculus:*

$$\text{Diagram 1} = \text{Diagram 2} \tag{23}$$

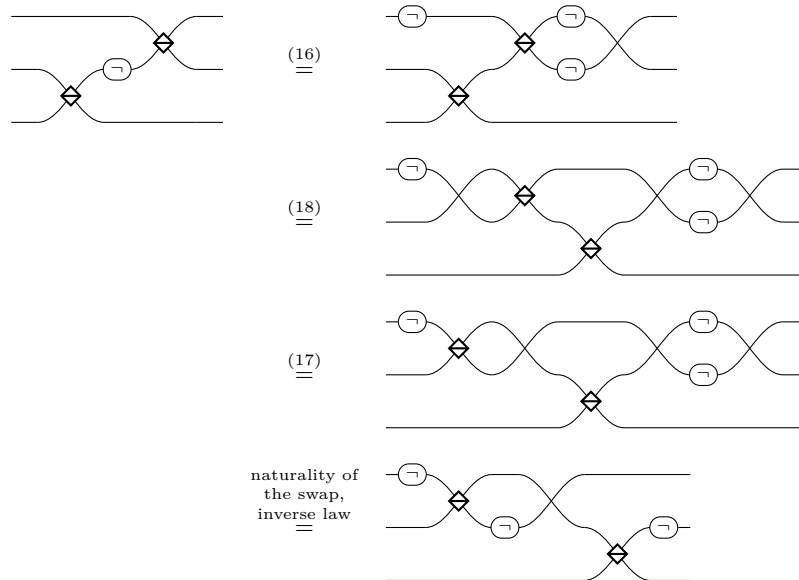
$$\text{Diagram 1} = \text{Diagram 2} \tag{24}$$

Proof. To prove Equation (23), we have:

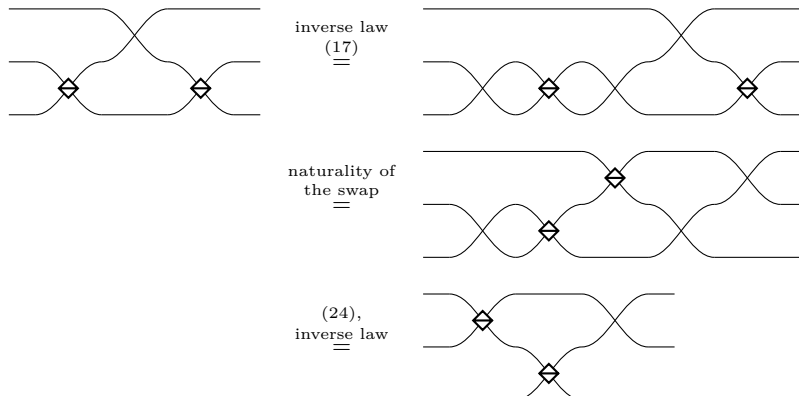


The proof of Equation (24) is obtained by rotating the proof of Equation (18) by 180° (it uses Equation (23) instead of Equation (9)). ◀

To prove Equation (19), we have :

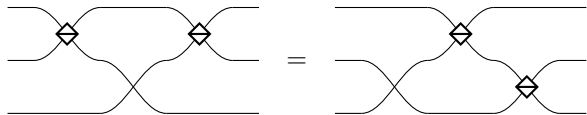


To prove Equation (20), we have:



Ancillary equations To prove the remaining equations, we need additional ancillary equations:

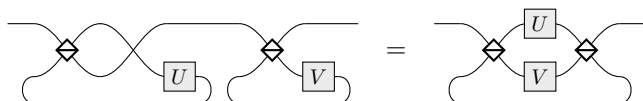
► **Lemma 40.** *The following equations are consequences of the axioms of the PBS-calculus:*



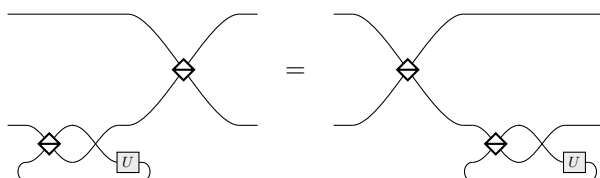
$$(25)$$



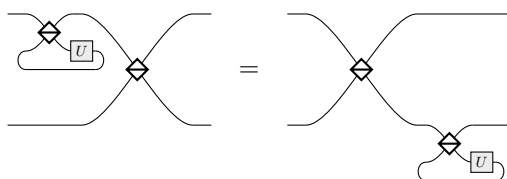
$$(26)$$



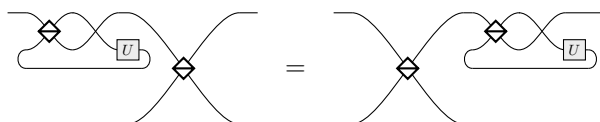
$$(27)$$



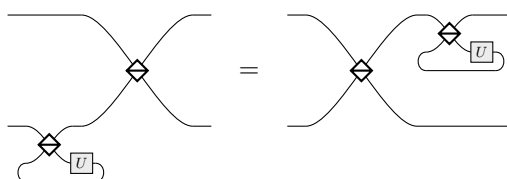
$$(28)$$



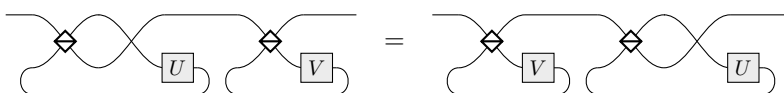
$$(29)$$



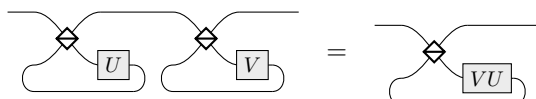
$$(30)$$



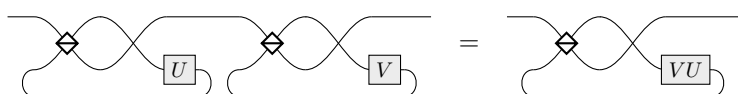
$$(31)$$



$$(32)$$



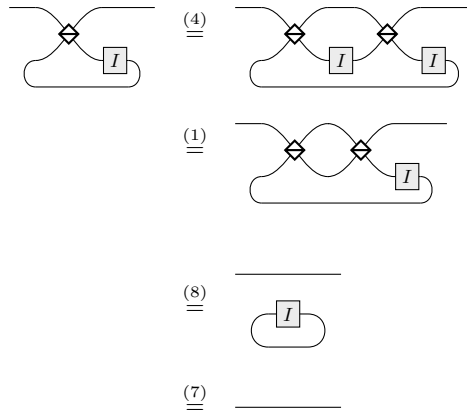
$$(33)$$



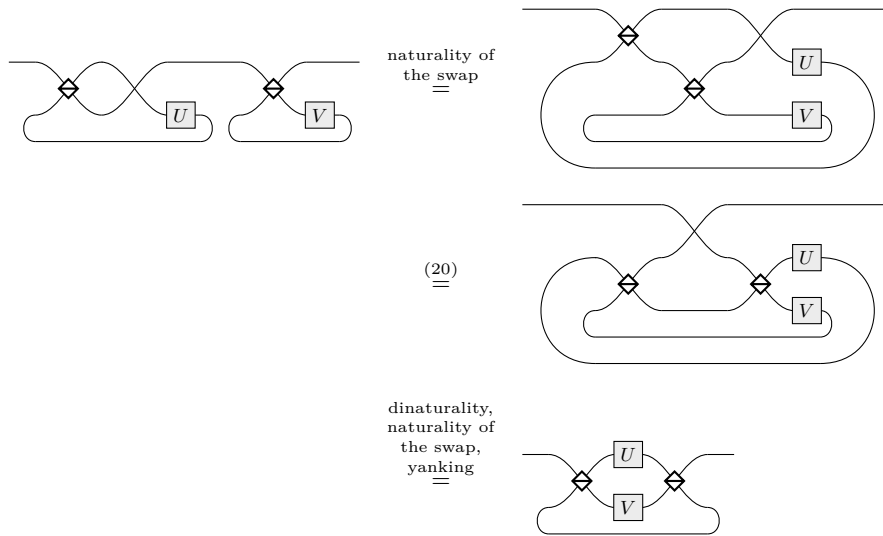
$$(34)$$

Proof. The proof of Equation (25) is obtained by rotating the proof of Equation (20) by 180° (it uses Equation (18) instead of Equation (24)).

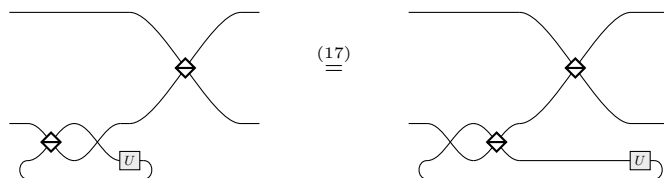
To prove Equation (26), we have:

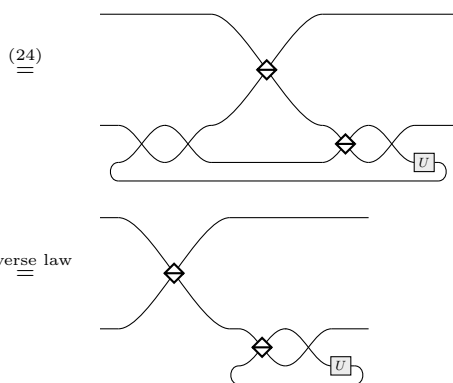


To prove Equation (27), we have:

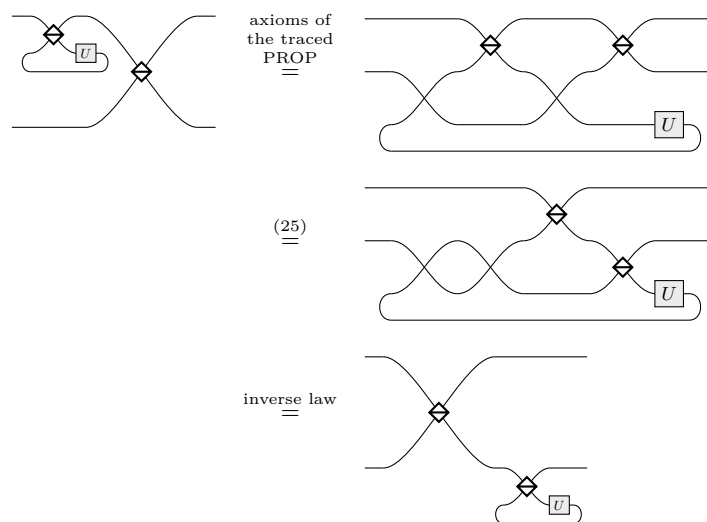


To prove Equation (28), we have:

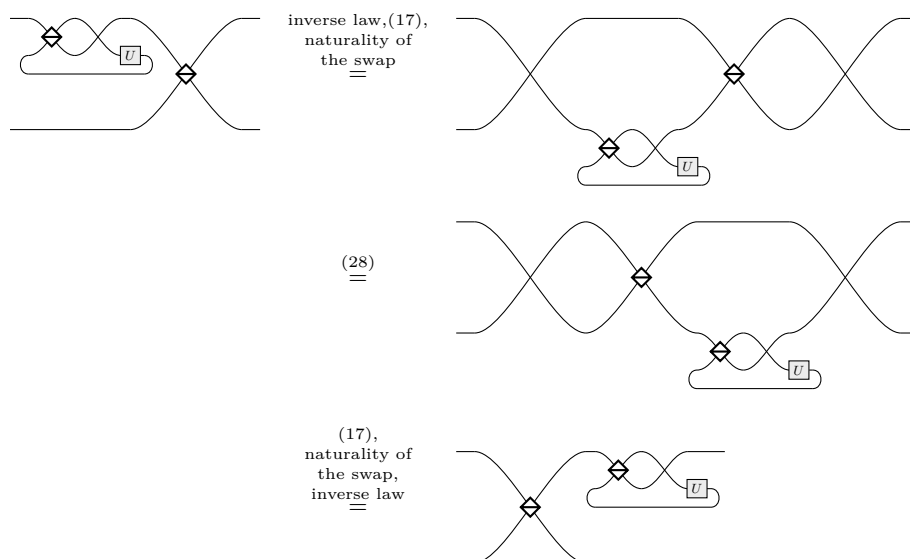




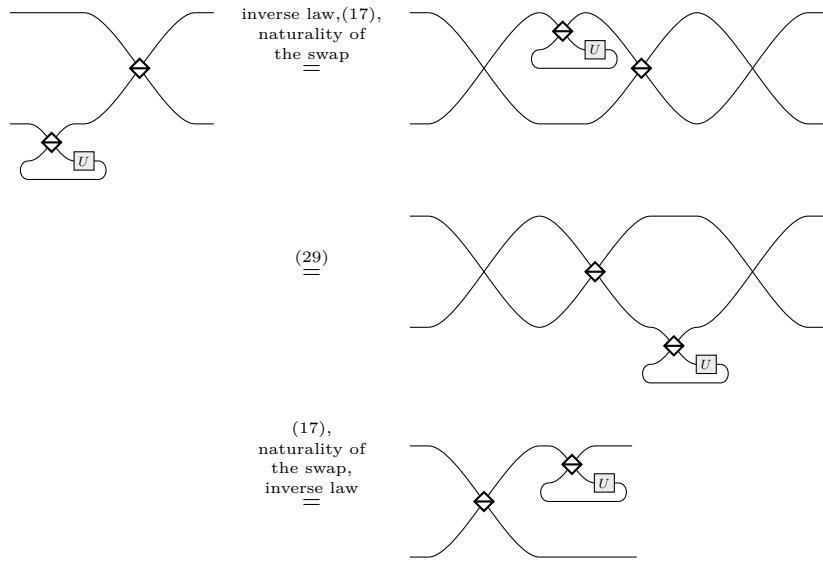
To prove Equation (29), we have:



To prove Equation (30), we have:

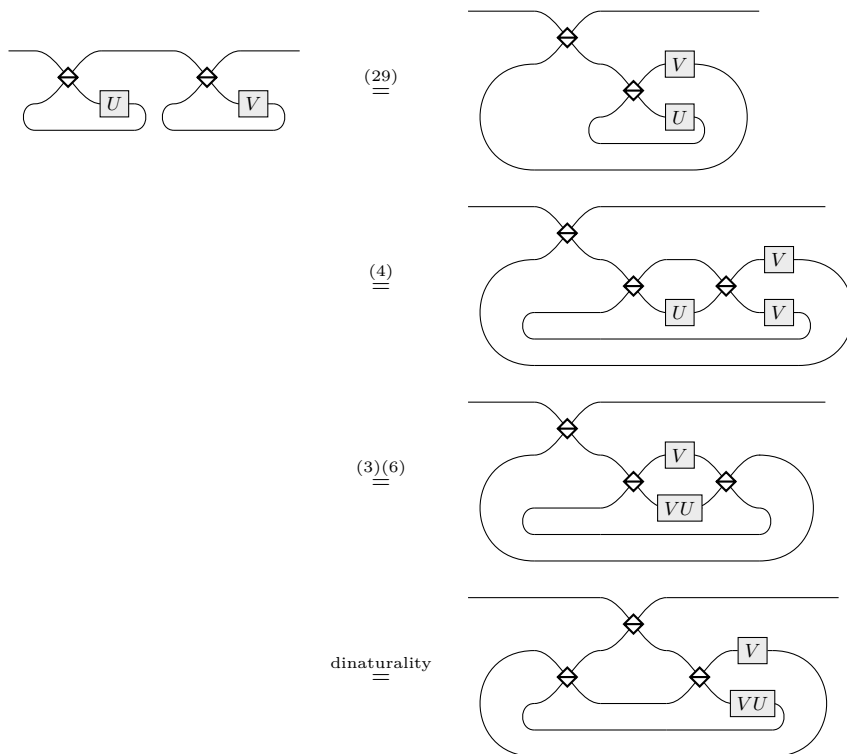


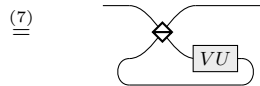
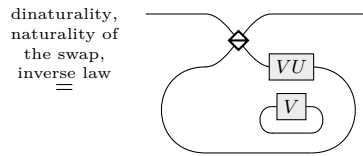
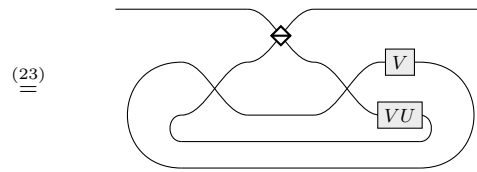
To prove Equation (31), we have:



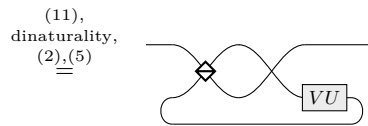
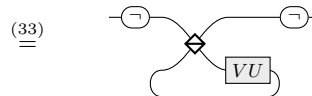
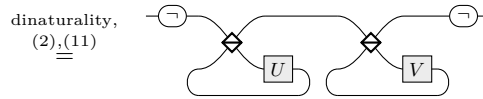
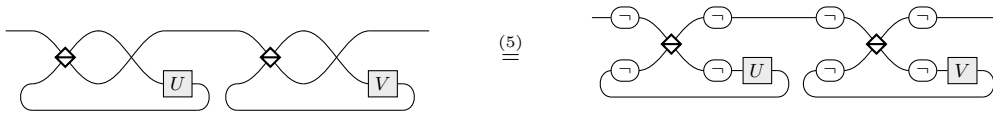
Equation (32) is a direct consequence of Equation (30).

To prove Equation (33), we have:



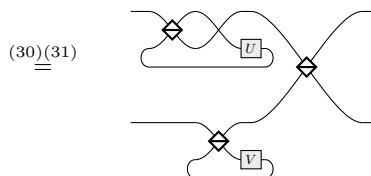
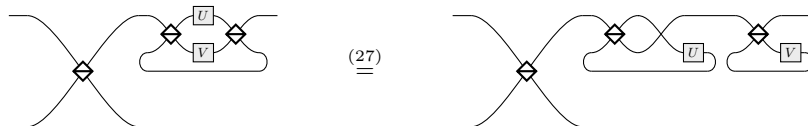


To prove Equation (34), we have:



Then we are ready to prove the last three equations:

To prove Equation (13), we have:



$$\stackrel{(26)(27)(4)(1)}{=} \begin{array}{c} \text{Diagram 1} \\ \text{Diagram 2} \end{array}$$

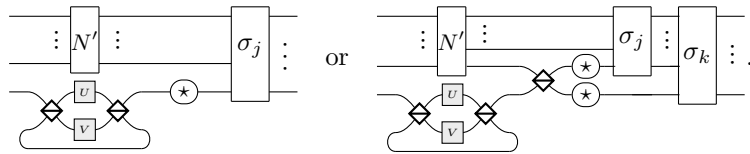
Equation (14) is proved in the same way as Equation (13), using Equations (28) and (29) instead of (30) and (31).

To prove Equation (15), we have:

$$\begin{array}{l} \text{Diagram 1} \stackrel{(27)}{=} \text{Diagram 2} \\ \stackrel{(32)}{=} \text{Diagram 3} \\ \stackrel{(34)(33)}{=} \text{Diagram 4} \\ \stackrel{(27)}{=} \text{Diagram 5} \end{array}$$

B.2.2.2 Proof of Lemma 18

We write N in the form



As in Section B.2.2.1, we call these two forms type A and B respectively.

We proceed by case distinction:

- If N is of type A and $j = n - 1$, then we apply one of the following two equations, that we prove below to be consequences of the axioms of the PBS-calculus:

$$\text{Diagram 1} = \text{Diagram 2} \tag{35}$$

$$\text{Diagram 3} = \text{Diagram 4} \tag{36}$$

- If N is of type A and $j \neq n - 1$, then we slide the $E(U, V)$ and the $-\star-$ through the trace and σ_j , then integrate them to N' by Lemma 38. Finally, we remove the trace by yanking, which gives us a normal form after a few additional manipulation of wires.
- If N is of type B and $k = n - 1$, then we apply one of the following two equations:

(37)

(38)

then we conclude by Lemma 38 and manipulation of wires.

- If N is of type B, $k < n - 1$ and $j = n - 2$, then we apply one of the following two equations:

(39)

(40)

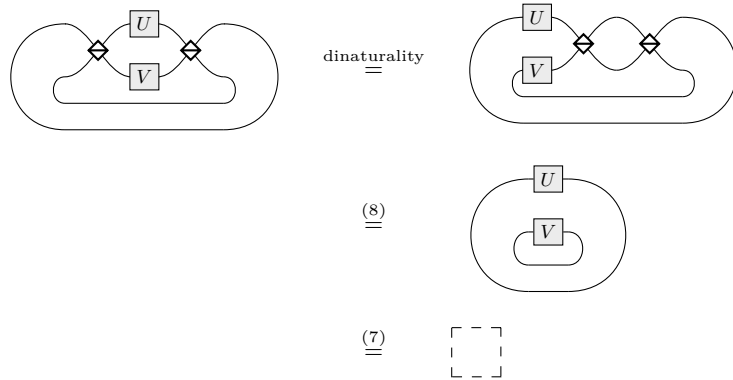
then we conclude by Lemma 38 and manipulation of wires.

- If N is of type B, $k < n - 1$ and $j < n - 2$, let $-\textcircled{D}-$ represent $E(U, V)$. We proceed as follows:

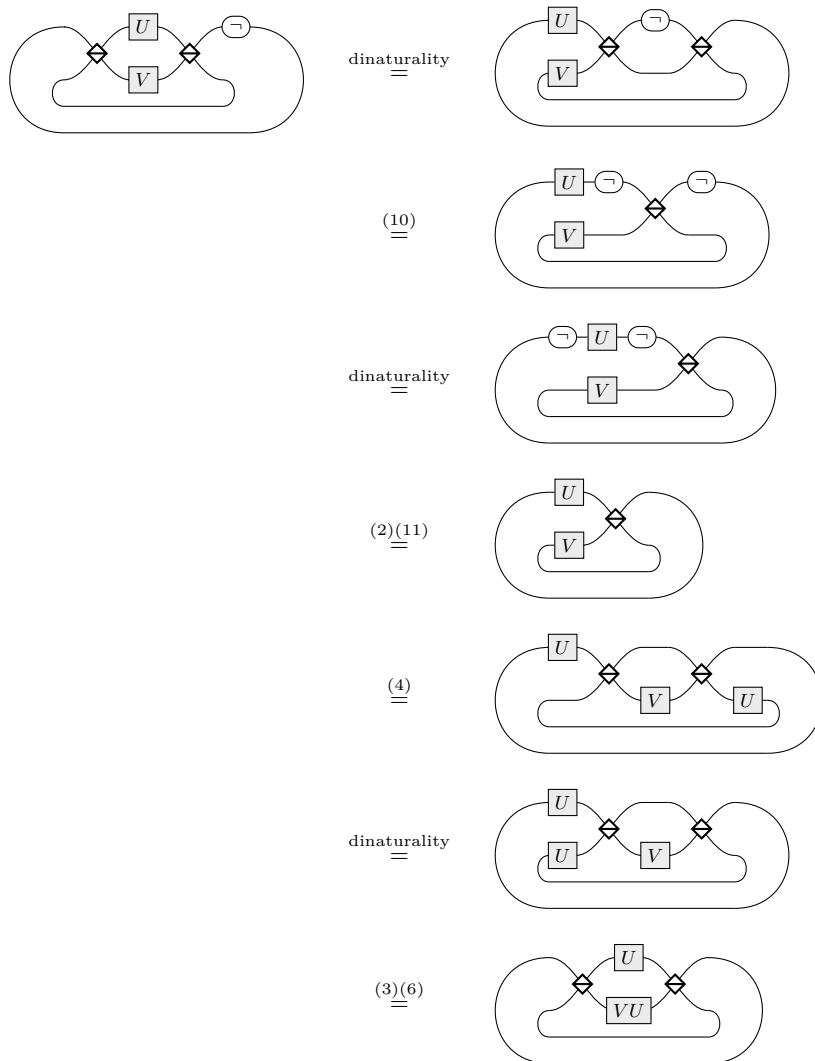
then we conclude by applying Lemma 38 three times and manipulating the wires.

It remains to prove Equations (35) to (40).

To prove Equation (35), we have:

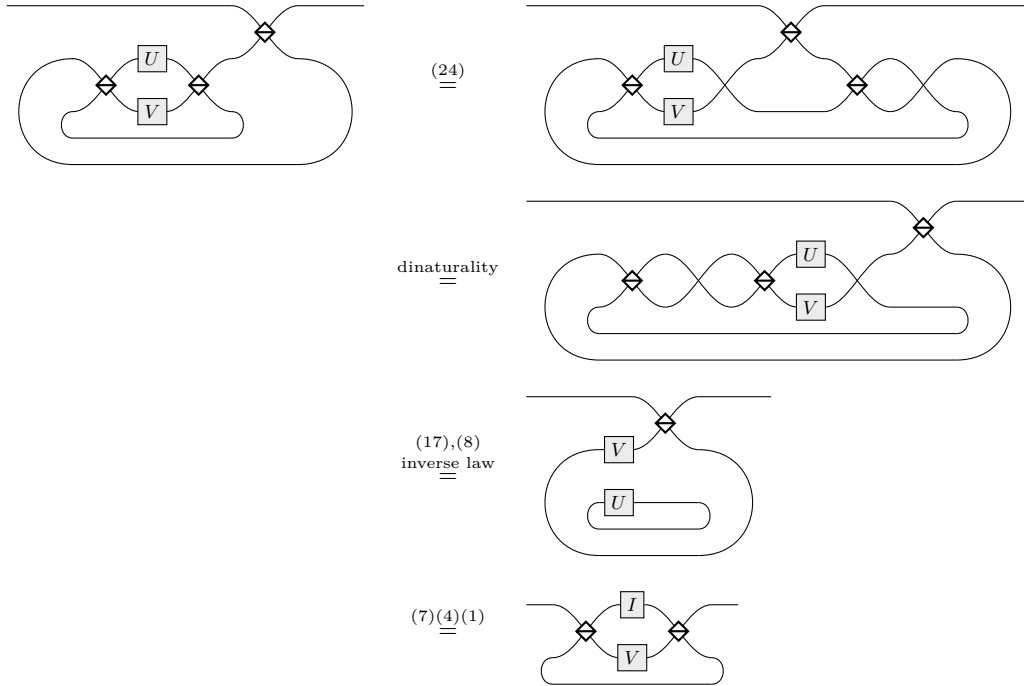


To prove Equation (36), we have:

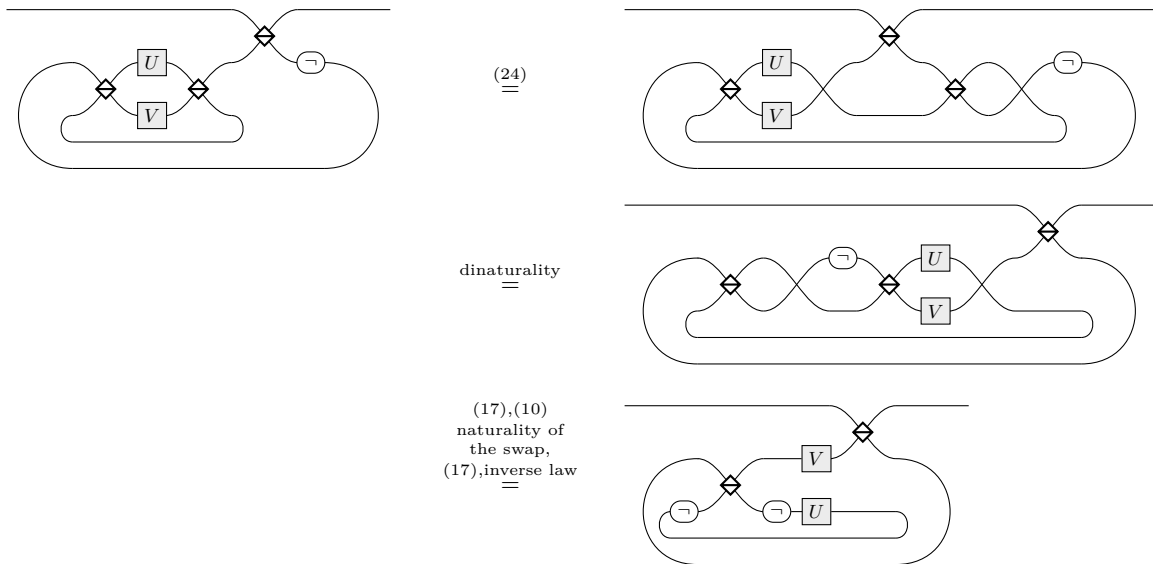


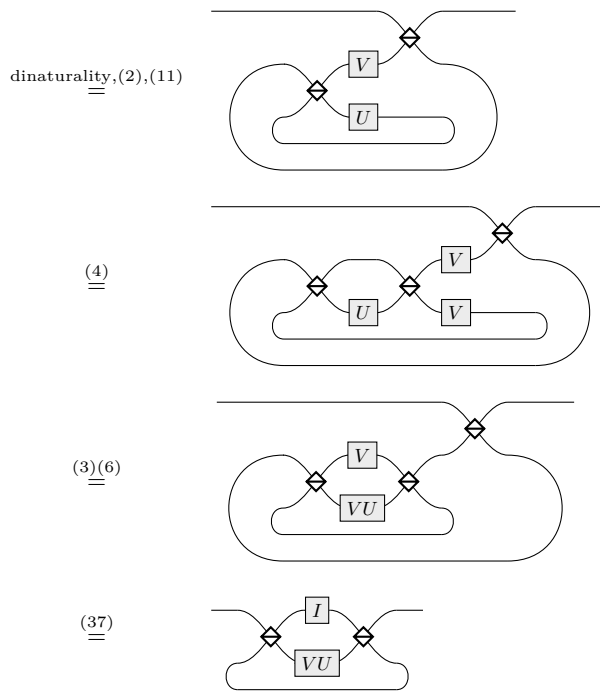
$$\stackrel{(35)}{=} \boxed{}$$

To prove Equation (37), we have:

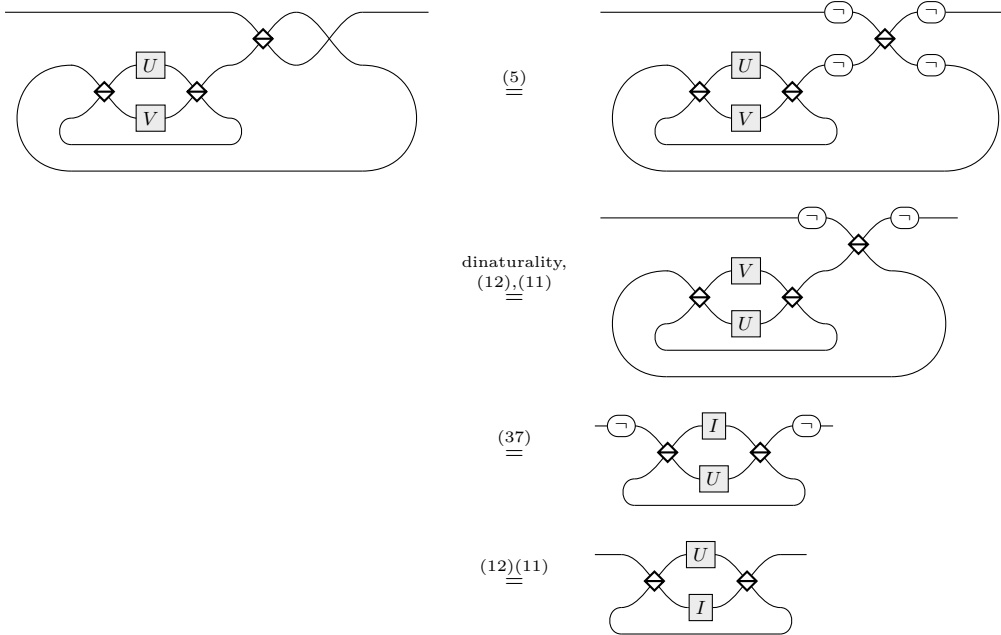


To prove Equation (38), we have:

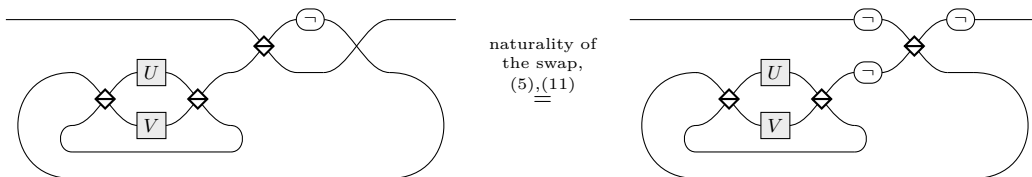


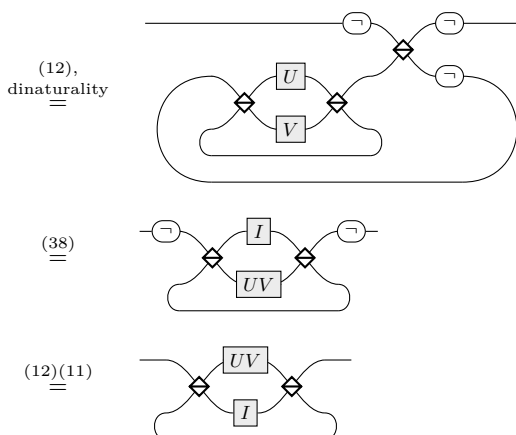


To prove Equation (39), we have:



To prove Equation (40), we have:





B.2.2.3 Normal forms of the generators

The following equations are consequences of the axioms of the PBS-calculus, and allow us to put the generators in normal form:

$$\text{---} = \text{---} \begin{array}{c} \text{I} \\ \text{I} \end{array} \text{---} \quad (41)$$

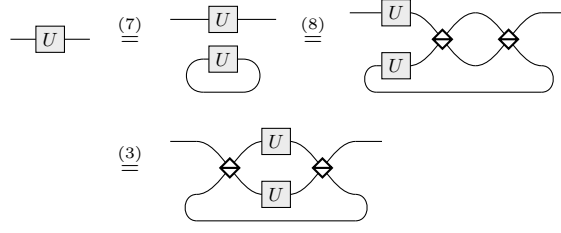
$$\text{---} \ominus \text{---} = \text{---} \begin{array}{c} \text{I} \\ \text{I} \end{array} \text{---} \ominus \text{---} \quad (42)$$

$$\text{---} \boxed{U} \text{---} = \text{---} \begin{array}{c} U \\ U \end{array} \text{---} \quad (43)$$

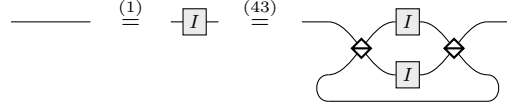
$$\text{---} \times \text{---} = \text{---} \begin{array}{c} \text{I} \\ \text{I} \end{array} \text{---} \times \text{---} \quad (44)$$

$$\text{---} \diamond \text{---} = \text{---} \begin{array}{c} \text{I} \\ \text{I} \end{array} \text{---} \diamond \text{---} \quad (45)$$

To prove Equation (43), we have:



To prove Equation (41), we have:



Equations (42), (44) and (45) are direct consequences of Equation (41).

B.2.3 Proof of Theorem 21

We prove for each equation that it is not a consequence of the others in a dedicated lemma. For Equations (1), (2), (5) and (6), the proof follows a common pattern: we introduce a new semantics $\llbracket \cdot \rrbracket$ and check that it preserves every equation except the one that we want to prove to be independent from the others. In each case, Lemma 41 gives us that the consequences of the preserved equations are preserved too, which proves that the unpreserved equation is not a consequence the others.

► **Lemma 41.** *Let $\llbracket \cdot \rrbracket$ be a function mapping any diagram $D : n \rightarrow n$ to a linear map $\llbracket D \rrbracket \in \mathcal{S}_n$, defined inductively in the same way as $\llbracket \cdot \rrbracket$ except maybe in the case of $\overline{\otimes}$, \ominus and \boxed{U} . Let A be a set of equations of the form $D_1 = D_2$ where D_1, D_2 are PBS-diagrams, such that every equation of A is preserved by $\llbracket \cdot \rrbracket$ (that is, for every equation $D_1 = D_2$ in A we have $\llbracket D_1 \rrbracket = \llbracket D_2 \rrbracket$). Then A is sound with respect to $\llbracket \cdot \rrbracket$, that is, for any two diagrams $D_1, D_2 : n \rightarrow n$, if $A \vdash D_1 = D_2$ then $\llbracket D_1 \rrbracket = \llbracket D_2 \rrbracket$.*

Proof. The same proof as for $\llbracket \cdot \rrbracket$ shows that $\llbracket \cdot \rrbracket$ is well-defined.

By definition, $A \vdash \cdot = \cdot$ is the smallest congruence satisfying the equations of A . Since $\llbracket D_2 \circ D_1 \rrbracket$ and $\llbracket D_1 \otimes D_2 \rrbracket$ only depend on $\llbracket D_1 \rrbracket$ and $\llbracket D_2 \rrbracket$, and $\llbracket Tr(D) \rrbracket$ only depends on $\llbracket D \rrbracket$, the relation \sim , defined as $D_1 \sim D_2$ if and only if $\llbracket D_1 \rrbracket = \llbracket D_2 \rrbracket$, is a congruence. Therefore, it contains $A \vdash \cdot = \cdot$, which is what we wanted to prove. ◀

► **Lemma 42.** *Equation (1) is not a consequence of Equations (2) to (10).*

Proof. Let us define $\llbracket \cdot \rrbracket$ inductively in the same way as $\llbracket \cdot \rrbracket$, except in the case of \boxed{U} , for which we define $\llbracket \boxed{U} \rrbracket : \mathcal{H}_1 \rightarrow \mathcal{H}_1 :: |c, 0, y\rangle \mapsto 0$.

Equations (2), (3) and (6) are preserved by $\llbracket \cdot \rrbracket$ because both sides are interpreted by the zero map. Equation (7) is preserved because both side are interpreted by the unique map $\mathcal{H}_0 \rightarrow \mathcal{H}_0$.

Equation (4) is preserved because both sides are interpreted as $\begin{cases} |\rightarrow, 0, y\rangle & \mapsto |\rightarrow, 0, y\rangle \\ |\uparrow, 0, y\rangle & \mapsto 0 \end{cases}$.

Finally, Equations (5) and (8) to (10) are preserved because both sides are interpreted in the same way as by $\llbracket \cdot \rrbracket$. As a consequence, by Lemma 41, all consequences of equations (2) to (10) are preserved by $\llbracket \cdot \rrbracket$. By contrast, Equation (1) is not preserved by $\llbracket \cdot \rrbracket$ because one side is interpreted by the identity whereas the other side is interpreted by the zero map. Hence, Equation (1) is not a consequence of Equations (2) to (10). ◀

► **Lemma 43.** *If $U \neq I$, then Equation (2) is not a consequence of Equations (1) and (3) to (10).*

Proof. Let us define $\llbracket \cdot \rrbracket$ inductively in the same way as $\llbracket \cdot \rrbracket$, except in the case of $\boxed{-u}$, for

which we define $\llbracket \boxed{-u} \rrbracket := \left[\begin{array}{c} \text{---} \\ \diagdown \quad \diagup \\ \text{---} \end{array} \right] = \begin{cases} |\rightarrow, 0, y\rangle & \mapsto |\rightarrow, 0, y\rangle \\ |\uparrow, 0, y\rangle & \mapsto |\uparrow, 0\rangle \otimes U|y\rangle \end{cases}.$

Equation (2) is not satisfied unless $U = I$, because the left-hand side is interpreted as

$\begin{cases} |\rightarrow, 0, y\rangle & \mapsto |\uparrow, 0\rangle \otimes U|y\rangle \\ |\uparrow, 0, y\rangle & \mapsto |\rightarrow, 0, y\rangle \end{cases}$ whereas the right-hand side is interpreted as $\begin{cases} |\rightarrow, 0, y\rangle & \mapsto |\uparrow, 0, y\rangle \\ |\uparrow, 0, y\rangle & \mapsto |\rightarrow, 0\rangle \otimes U|y\rangle \end{cases}.$

By using the graphical characterisation of the denotational semantics adapted to $\llbracket \cdot \rrbracket$, it is easy to check that Equations (1) and (3) to (10) are preserved by $\llbracket \cdot \rrbracket$. By Lemma 41, this implies that all consequences of these equations are preserved by $\llbracket \cdot \rrbracket$, so that Equation (2) is not a consequence of them. ◀

► **Lemma 44.** *If $\det(U) \neq 1$, then Equation (3) is not a consequence of Equations (1), (2) and (4) to (10).*

Proof. Since Equation (43) is a consequence of Equations (1) to (10), to prove that Equation (3) is not a consequence of Equations (1), (2) and (4) to (10), it suffices to prove that Equation (43) is not a consequence of these equations.

Given a diagram $D : n \rightarrow n$, let us say that a wire in D is *used* if there exists $c \in \{\rightarrow, \uparrow\}$ and $p \in [n]$ such that an input photon with classical polarisation c and position p passes through this wire. Let us define $d(D)$ as the product of all determinants of the matrices labelling the gates that are on used wires of D .

Let us fix a diagram D and consider the effect of applying the axioms inside it. It is easy to check that all axioms of traced PROP, as well as Equations (1), (2), (5) and (8) to (10) preserve the gates of D and the fact that their wire is used or not. Equation (7) can only add or remove gates on unused wires. Equation (4) adds or removes $\boxed{-v}$ on an unused wire and does change the fact that the wire of $\boxed{-u}$ is used or not, indeed, in the patterns on both sides of the equation, the wire of $\boxed{-u}$ is used if and only if it is possible to have a photon with polarisation \uparrow arrive at the input of the pattern. Applying Equation (6) replaces $\boxed{-u}$ and $\boxed{-v}$ by \boxed{vu} (or \boxed{vu} by $\boxed{-u}$ and $\boxed{-v}$) on a given wire, which does not change $d(D)$. Thus, applying Equations (1), (2) and (4) to (10) does not change $d(D)$. On the other hand,

we have $d(\boxed{-u}) = \det(U)$ and $d\left(\begin{array}{c} \text{---} \\ \diagdown \quad \diagup \\ \boxed{u} \\ \text{---} \\ \boxed{u} \\ \text{---} \end{array}\right) = \det(U)^2$. Hence, as soon as $\det(U) \neq 1$,

Equation (43) changes $d(D)$, so that it is not a consequence of (1), (2) and (4) to (10), which is what we wanted to prove. ◀

► **Lemma 45.** *For any U , Equation (4) is not a consequence of Equations (1) to (3) and (5) to (10).*

Proof. This is clear, because Equations (1) to (3) and (5) to (10), as well as the axioms of traced PROP, preserve the parity of the total number of $\begin{array}{c} \text{---} \\ \diagdown \quad \diagup \\ \text{---} \end{array}$ and $\begin{array}{c} \text{---} \\ \text{---} \end{array}$ in a given diagram, whereas Equation (4) changes this parity. ◀

► **Lemma 46.** *Equation (5) is not a consequence of Equations (1) to (4) and (6) to (10).*

Proof. Let us define $\llbracket \cdot \rrbracket$ inductively in the same way as $\llbracket \cdot \rrbracket$, except in the cases of $\begin{array}{c} \text{---} \\ \diagdown \quad \diagup \\ \text{---} \end{array}$ and $\begin{array}{c} \text{---} \\ \text{---} \end{array}$, for which we define $\llbracket \begin{array}{c} \text{---} \\ \diagdown \quad \diagup \\ \text{---} \end{array} \rrbracket$ and $\llbracket \begin{array}{c} \text{---} \\ \text{---} \end{array} \rrbracket$ as being the identity (the proof also works if we additionally define $\llbracket \boxed{-u} \rrbracket$ as the identity). Then it is clear that Equations (1) to (4) and

(6) to (10) are preserved, and Equation (5) is not preserved because its left-hand side is interpreted as the identity whereas its right-hand side is interpreted as $\llbracket \sigma \rrbracket$. By Lemma 41, this implies that Equation (5) is not a consequence of Equations (1) to (4) and (6) to (10). ◀

► **Lemma 47.** *If $U, V \neq I$, then Equation (6) is not a consequence of Equations (1) to (5) and (7) to (10).*

Proof. Let us define $\llbracket \cdot \rrbracket$ inductively in the same way as $\llbracket \cdot \rrbracket$, except in the case of $\boxed{-U}$, for which we define $\llbracket \boxed{-U} \rrbracket := \begin{cases} |c, p, x\rangle \mapsto |c, p, x\rangle & \text{if } U = I \\ |c, p, x\rangle \mapsto |c, p\rangle \otimes M |x\rangle & \text{if } U \neq I \end{cases}$ where M is a fixed arbitrary matrix such that $M^2 \neq M$. Then it is easy to check that Equations (1) to (5) and (7) to (10) are preserved by $\llbracket \cdot \rrbracket$. But Equation (6) is not preserved if $U, V \neq I$, because then the left-hand side is interpreted as $|c, p, x\rangle \mapsto |c, p\rangle \otimes M^2 |x\rangle$ whereas the right-hand side is interpreted as $|c, p, x\rangle \mapsto |c, p\rangle \otimes M |x\rangle$, and $M^2 \neq M$. By Lemma 41, this implies that Equation (6) is not a consequence of Equations (1) to (5) and (7) to (10). ◀

► **Lemma 48.** *For any U , Equation (7) is not a consequence of Equations (1) to (6) and (8) to (10).*

Proof. This is clear, because Equation (7) is the only one that allows us to make a nonempty diagram equivalent to the empty diagram. ◀

► **Lemma 49.** *Equation (8) is not a consequence of Equations (1) to (7), (9) and (10).*

Proof. This is clear, because Equation (8) is the only one that allows us to make a diagram without beam splitters equivalent to a diagram containing beam splitters. ◀

► **Lemma 50.** *Equation (10) is not a consequence of Equations (1) to (9).*

Proof. It suffices to remark that Equation (10) is the only one that allows us to change the parity of the number of \ominus in a diagram. ◀

To prove that Equation (9) is not a consequence of the others, we will need to talk about sub-diagrams in a context where not all axioms of traced PROP are assumed. Although the notion of sub-diagram is clear in a traced PROP, it becomes less obvious when some axioms are missing. This is why we give a formal inductive definition of it:

► **Definition 51.** *We define the notion of sub-diagram inductively as follows. Given two diagrams d and D , we say that d is a sub-diagram of D if at least one of the following properties is satisfied (up to the currently assumed axioms, which are the axioms of a traced PROP in most of this paper but will be the axioms of a PROTWEB in the proof of Lemma 52):*

- $d = D$
- there exists two nonempty diagrams D_1 and D_2 such that $D = D_2 \circ D_1$ and d is a sub-diagram of D_1 or a sub-diagram of D_2
- there exists two nonempty diagrams D_1 and D_2 such that $D = D_1 \otimes D_2$ and d is a sub-diagram of D_1 or a sub-diagram of D_2
- there exists a diagram D' such that $D = \text{Tr}(D')$ and d is a sub-diagram of D' .

► **Lemma 52.** *Equation (9) is not a consequence of equations (1) to (8) and (10).*

Proof. Let us first make two remarks.

First, since Equation (9) does not contain gates, if it is a consequence of the other equations, then it is a consequence of these equations where all U and V are instantiated by I . Indeed, all of these equations that contain gates are still true when all U and V are instantiated by I . Hence, given a valid derivation of Equation (9) from the others, by replacing every unitary matrix by I in this derivation we get a valid derivation of Equation (9).

Second, by Equation (1), being a consequence of Equations (1) to (8) and (10) where all U and V are instantiated by I is equivalent to being a consequence of these equations where the gates have been removed (except in Equation (1)). That is, being a consequence of the following equations:

$$\begin{array}{l}
 \text{---} = \text{---} \boxed{I} \text{---} \quad (1) \quad \text{---} = \text{---} \\
 \text{---} \text{---} \text{---} = \text{---} \text{---} \text{---} \quad (7') \quad \text{---} \text{---} = \text{---} \text{---} \\
 \text{---} \text{---} \text{---} = \text{---} \text{---} \text{---} \quad (8) \quad \text{---} \text{---} \text{---} = \text{---} \text{---} \\
 \text{---} \text{---} \text{---} = \text{---} \text{---} \text{---} \quad (4') \\
 \text{---} \text{---} \text{---} = \text{---} \text{---} \text{---} \quad (5) \quad \text{---} \text{---} \text{---} = \text{---} \text{---} \text{---} \quad (10)
 \end{array}$$

Equation (1) is now useless since it only allows us to create and remove I gates without changing anything else, and neither the other equations nor Equation (9) contain gates. Equations that have become an instance of reflexivity are now useless too. Finally, Equation (4') can be simplified through Equations (8) and (7') into Equation (46). Thus, what we have to prove is that Equation (9) is not a consequence of the following equations:

$$\begin{array}{l}
 \text{---} \text{---} \text{---} = \text{---} \text{---} \text{---} \quad (46) \quad \text{---} \text{---} \text{---} = \text{---} \text{---} \text{---} \quad (7') \\
 \text{---} \text{---} \text{---} = \text{---} \text{---} \text{---} \quad (8) \quad \text{---} \text{---} \text{---} = \text{---} \text{---} \text{---} \quad (8) \\
 \text{---} \text{---} \text{---} = \text{---} \text{---} \text{---} \quad (5) \quad \text{---} \text{---} \text{---} = \text{---} \text{---} \text{---} \quad (10)
 \end{array}$$

In the rest of the proof, we no longer assume the yanking and inverse law axioms, but we consider the corresponding equations instead:

$$\begin{array}{c} \text{---} \\ \diagdown \\ \text{---} \\ \diagup \\ \text{---} \end{array} = \text{---} \tag{y}$$

$$\begin{array}{c} \text{---} \\ \diagdown \\ \text{---} \\ \diagup \\ \text{---} \end{array} = \begin{array}{c} \text{---} \\ \text{---} \end{array} \tag{\sigma\sigma}$$

We have to prove that Equation (9) is not a consequence of Equations (46), (5), (7'), (8), (10), (y) and $(\sigma\sigma)$, still assuming the other axioms of the traced PROP, which by Lemma 33 are the axioms of a PROTWEB.

We also consider the notion of sub-diagram with respect to the axioms of a PROTWEB, that is, in Definition 51, the conditions are considered up to these axioms. Intuitively, a sub-diagram in this sense is a part of a diagram that can be separated from the rest of the diagram by drawing a box around it.

Let us say that a diagram is circle-free if it does not have nonempty $0 \rightarrow 0$ sub-diagrams. Intuitively, a $0 \rightarrow 0$ sub-diagram in the context of the PROTWEB is represented graphically as a union of connected components, which cannot be reached by a photon and do not affect the semantics of a diagram.

We consider the following set of rewriting rules on the set of gate-free diagrams:

$$D \rightarrow \boxed{} \text{ for every nonempty diagram } D : 0 \rightarrow 0 \tag{1}$$

$$\text{---} \textcircled{D} \text{---} \rightarrow \text{---} \text{ for every circle-free } D : 1 \rightarrow 1 \text{ such that } D \neq Id \text{ and } \llbracket D \rrbracket = Id \tag{2}$$

$$\text{---} \textcircled{D} \text{---} \rightarrow \text{---} \textcircled{\neg} \text{---} \text{ for every circle-free } D : 1 \rightarrow 1 \text{ such that } D \neq \neg \text{ and } \llbracket D \rrbracket = \llbracket \neg \rrbracket \tag{3}$$

$$\begin{array}{c} \text{---} \\ \boxed{D} \\ \text{---} \end{array} \rightarrow \begin{array}{c} \text{---} \\ \boxed{D} \\ \text{---} \end{array} \tag{4}$$

for every diagram D with a circle-free, nonidentity sub-diagram $d : 2 \rightarrow 2$ that we can slide along its two wires inside D , by using the axioms of the PROTWEB, in a constant direction and make it come back to the initial point, without having to use naturality of the swap or dinaturality to move anything else than d while doing so

$$\begin{array}{c} \text{---} \\ \diagdown \\ \text{---} \\ \diagup \\ \text{---} \end{array} \rightarrow \text{---} \tag{5}$$

$$\rightarrow \quad (6)$$

$$\rightarrow \quad (7)$$

$$\rightarrow \quad (8)$$

$$\rightarrow \quad (9)$$

$$\rightarrow \quad (10)$$

$$\rightarrow \quad (11)$$

It is easy to see that these rules preserve the semantics.

► **Remark 53.** Any gate-free $1 \rightarrow 1$ diagram is interpreted as Id or $\llbracket \neg \rrbracket$, so it can be reduced to Id or \neg by first applying Rule (1) repeatedly to remove all its $0 \rightarrow 0$ sub-diagrams, then applying Rule (2) or (3).

Since all diagrams have their number of input wires equal to their number of output wires, the axioms of the PROTWEB do not change the number of \diamond , \bowtie , \ominus or of trace wires in a diagram, so these numbers are well-defined for a given diagram. This allows us to define the *level* of a diagram as a tuple (b, x, n, t) , where:

- b is the number of \diamond
- x is the number of \bowtie
- n is the number of \ominus
- t is the number of trace wires.

It is easy to check that each of the rewriting rules strictly decreases the level, according to the lexicographic order. Since the lexicographic order on \mathbb{N}^4 is well-founded, this implies that the rewriting system is strongly normalising.

Let us prove that the rewriting system is confluent. Because of strong normalisation, it suffices to prove that it is locally confluent. Let \rightarrow^* be the reflexive transitive closure of \rightarrow . Let D be a diagram and let $D \xrightarrow{(a)} D_1$ and $D \xrightarrow{(b)} D_2$ be two reduction steps, where (a) and (b) are the respective rules applied. We have to prove that there exists a diagram D' such that

$D_1 \rightarrow^* D'$ and $D_2 \rightarrow^* D'$.

If the two patterns in D that are transformed by (a) and (b) do not overlap, then after applying (a) to the first pattern or (b) to the second one, we can still apply the other rule to the other pattern and the final result does not depend on the order in which (a) and (b) are applied. That is, there exists D' such that $D_1 \xrightarrow{(b)} D'$ and $D_2 \xrightarrow{(a)} D'$.

In the following case distinction, we assume that the patterns concerned by (a) and (b) overlap.

It is easy to see that if (a) is (1), (2) or (3) and (b) is among Rules (5) to (11), then the only way the concerned patterns in D can overlap is that the pattern concerned by (b) is included in this of (a). In this case, on the one hand, (a) transforms its pattern into ϵ , Id or \neg , and on the other hand, the effect of applying (b) is to transform the pattern of (a) into a semantically equivalent diagram (which is not ϵ , Id or \neg because it contains at least a trace), which can then be transformed into ϵ , Id or \neg by applying (a). Since the rules preserve the semantics, the final sub-diagrams obtained in each case are the same. Therefore, $D_2 \xrightarrow{(a)} D_1$. Of course, the same argument applies with (a) and (b) exchanged.

If (a) is (1) and (b) is (2) or (3), then since the pattern concerned by (b) does not contain any $0 \rightarrow 0$ sub-diagram, it is necessarily included in the pattern concerned by (a), which, after applying (b), can still be transformed into the empty diagram by applying (1). Therefore, $D_2 \xrightarrow{(1)} D_1$. The same argument applies with (a) and (b) exchanged.

If both (a) and (b) are Rule (1), then the union of the two patterns concerned by (a) and (b) is a $0 \rightarrow 0$ sub-diagram of D . Applying (a) or (b) does not change the fact that it is of type $0 \rightarrow 0$, so that right after that we can transform it into the empty diagram by applying Rule (1) (unless it has already become empty in which case there is nothing more to do). This gives us the desired D'

If both (a) and (b) each are Rule (2) or (3), then the union of the two concerned patterns can be written in the form $d_2 \circ d \circ d_1$ in such a way that, up to exchanging the roles of (a) and (b), the pattern concerned by (a) is $d \circ d_1$ and the pattern concerned by (b) is $d_2 \circ d$. Therefore, after applying (a) or (b), we can apply Rule (2) or (3) to transform the resulting whole sub-diagram into id or \neg , and since the rules preserve the semantics, the result is the same regardless of whether (a) or (b) was applied. This gives us the desired D' .

If (a) is Rule (4), then:

- if (b) is Rule (1), then since d is circle-free, it does not intersect the pattern concerned by (b). Therefore, the situation is the same as when the two patterns do not overlap and there exists D' such that $D_1 \xrightarrow{(b)} D'$ and $D_2 \xrightarrow{(a)} D'$.
- if (b) is Rule (2) or (3), then the condition of Rule (4) implies that the pattern concerned by (b) either is included in d , in which case we have $D_2 \xrightarrow{(4)} D_1$, or contains d as a sub-diagram, in which case we have $D_1 \xrightarrow{(b)} D_2$, or is disjoint from it, in which case we are in the same situation as when the two patterns do not overlap and there exists D' such that $D_1 \xrightarrow{(b)} D'$ and $D_2 \xrightarrow{(a)} D'$.
- if (b) is Rule (4) too, then (a) and (b) each transform an instance of d into the identity.

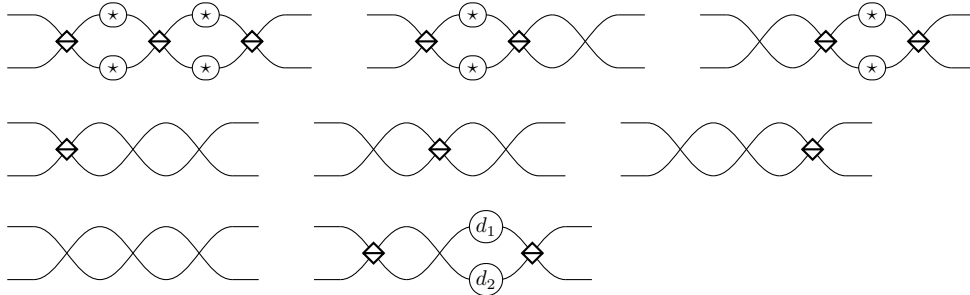
After this, the other instance of d can be transformed into the identity by applying Rule (4) again (unless it has already become equal to the identity), and the result is the same regardless of whether (a) or (b) was applied. This gives us the desired D' .

- if (b) is among Rules (5) to (11), then the condition of Rule (4) implies that the pattern concerned by (b) is either included in d , in which case we have $D_2 \xrightarrow{(4)} D_1$, or disjoint from it, in which case we are in the same situation as when the two patterns do not overlap and there exists D' such that $D_1 \xrightarrow{(b)} D'$ and $D_2 \xrightarrow{(a)} D'$.

If both (a) and (b) are among Rules (5) to (11), then by looking at the possible left-hand sides of these rules, we can see that unless they are the same and $D_1 = D_2$, the two patterns cannot have a \neg in common, and any generator in common cannot be the leftmost one in both patterns, nor the rightmost one. So the cases to consider are:

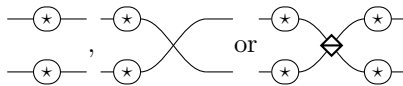
- those in which the two patterns have one generator in common, which is on the right of one pattern and on the left of the other
- those in which the two patterns have two generators in common, the leftmost generator of each pattern being the rightmost one of the other pattern.

The first possibility means that the two patterns in D are in a sub-diagram of one of the following forms:



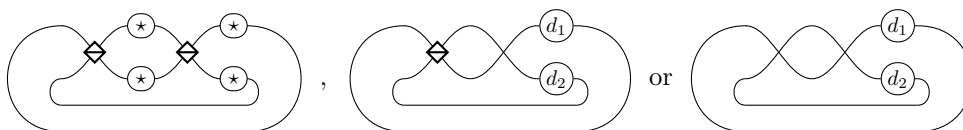
where $\neg(\star)$ denotes either \neg or --- , and $d_1, d_2 : 1 \rightarrow 1$ are arbitrary diagrams.

D_1 and D_2 are obtained from D by applying one of the Rules (5) to (11), to the left part of the sub-diagram for one of the two, and to the right part of the sub-diagram for the other (possibly after sliding d_1 and d_2 through the swap by naturality of it). To reduce them to a common diagram, we still focus on the same sub-diagram. If relevant, we reduce d_1 and d_2 to id or \neg as described in Remark 53. Otherwise we apply Rule (2) to all double negations to remove them. Then, if there are still two generators of type \bowtie or \curvearrowright , we apply the appropriate rule among (5) to (11), and finally we apply Rule (2) repeatedly to all resulting double negations to remove them. After that, the sub-diagram is of the form

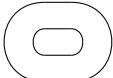


where $\neg(\star)$ denotes either \neg or --- . It is easy to see that two diagrams of these forms have the same semantics only if they are equal. And since the reduction rules preserve the semantics, the two final sub-diagrams must have the same semantics, so they are equal.

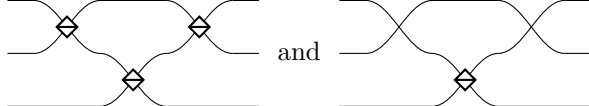
The second possibility means that the union of the two patterns is of the form



where $\text{---}(\star)\text{---}$ still denotes either $\text{---}(\ominus)\text{---}$ or --- , and $d_1, d_2 : 1 \rightarrow 1$ are arbitrary diagrams. This union is not necessarily a sub-diagram of D . Indeed, on the one hand, there can be some $0 \rightarrow 0$ diagrams inside the loop, and on the other hand we may have to use the naturality of the swap to transform each of the two patterns into the other, which means that there are external wires that intersect the union. However, in any case, after applying

(a) or (b), we can apply Rule (4) to transform it into . This reduces D_1 and D_2 to a common diagram, and finishes proving that the rewriting system is confluent.

Transforming a diagram by applying Equation (46), (5), (7'), (8), (10), (y) or $(\sigma\sigma)$ amounts to applying, or to applying the opposite of, Rule (2), (9), (1), (5), (6), (2) or (11) respectively. Therefore, if two diagrams D_1 and D_2 are equal according to these equations, they are equivalent according to the equivalence relation generated by the reduction relation \rightarrow . By confluence, this implies that there exists a diagram D' such that $D_1 \rightarrow^* D'$ and

$D_2 \rightarrow^* D'$. Since  are normal forms for

the rewriting system, this proves that they are not equal according to Equations (46), (5), (7'), (8), (10), (y) and $(\sigma\sigma)$, and therefore that Equation (9) is not a consequence of these equations, which is what we wanted to prove. ◀

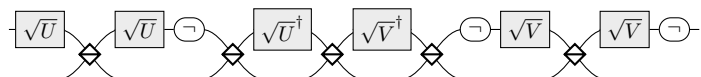
B.3 Removing the trace – Loop unrolling

B.3.1 Proof of Proposition 23

By Proposition 19, there exists a diagram N in normal form such that $PBS \vdash D = N$. What we have to prove is that N is equivalent through PBS to a trace-free diagram. By computing the operational semantics it is easy to see that all matrices appearing in some \boxed{u} in N are still unitary. Let us decompose N into $P \circ E$ where P is a NF-perm and E is a NF-sup. Since NF-perms are trace-free, we just have to prove that E is equivalent to a trace-free diagram. By the axioms of the PROP, we can write E in the form

$$E = \prod_{p=0}^{n-1} (Id^{\otimes p} \otimes E(U_{\rightarrow,p}, U_{\uparrow,p}) \otimes Id^{\otimes n-1-p}),$$

so it is sufficient to prove that every diagram $Id^{\otimes p} \otimes E(U_{\rightarrow,p}, U_{\uparrow,p}) \otimes Id^{\otimes n-1-p}$ is equivalent to a trace-free diagram. For this it is enough to prove that any diagram of the form $E(U, V) \otimes Id$ or $Id \otimes E(U, V)$ is equivalent to a trace-free diagram. And since $Id \otimes E(U, V) = \sigma \circ (E(U, V) \otimes Id) \circ \sigma$, it suffices to prove that $E(U, V) \otimes Id$ is equivalent to a trace-free diagram. This is the case because it is equivalent to



B.3.2 Proof of Lemma 25

We prove the result by structural induction on D .

If $D = \boxed{\square}, -, \ominus, \bowtie$ or \bowtie then for every (c, p) we have $[D]_{c,p} = I_q$ which is invertible, so the result holds.

If $D = \boxed{U}$ then for every $c \in \{\rightarrow, \uparrow\}$ we have $[D]_{c,0} = U$. If U is invertible, then the result holds, and if U is not invertible, then the result holds too.

If $D = D_2 \circ D_1$, then for any (c, p) we have $[D]_{c,p} = [D_2]_{\tau_{D_1}(c,p)} [D_1]_{c,p}$. The product $[D_2]_{\tau_{D_1}(c,p)} [D_1]_{c,p}$ is invertible if and only if both $[D_2]_{\tau_{D_1}(c,p)}$ and $[D_1]_{c,p}$ are. Therefore, if all $[D_1]_{c,p}$ and all $[D_2]_{c,p}$ are invertible then all $[D]_{c,p}$ are invertible. If not all $[D_1]_{c,p}$ are invertible, then by induction hypothesis at least two of them are not, and consequently at least two $[D]_{c,p}$ are not invertible. If not all $[D_2]_{c,p}$ are invertible, then by induction hypothesis at least two of them are not; since τ_{D_1} is surjective this implies that at least two $[D_2]_{\tau_{D_1}(c,p)}$ are not invertible and consequently that at least two $[D]_{c,p}$ are not invertible. In all three cases, the result holds.

If $D = D_1 \otimes D_2$, then the set of all $[D]_{c,p}$ is the union of the set of all $[D_1]_{c,p}$ and the set of all $[D_2]_{c,p}$. Therefore, if all $[D_1]_{c,p}$ and $[D_2]_{c,p}$ are invertible then all $[D]_{c,p}$ are, and if not all are invertible, then by induction hypothesis at least two $[D_1]_{c,p}$ or two $[D_2]_{c,p}$ are not invertible, so that at least two $[D]_{c,p}$ are not invertible. In both cases the result holds.

B.3.3 Proof of Lemma 27

We proceed by structural induction on D .

If $D = \boxed{\square}, -, \ominus, \bowtie$ or \bowtie , then D does not contain any gate and for any (c, p) we have $\det([D]_{c,p}) = 1$, so with the usual convention that the empty product is equal to 1, the result holds.

If $D = \boxed{U}$, then we have $|D| = \prod_{c \in \{\rightarrow, \uparrow\}} \det(U) = \det(U)^2$, and \boxed{U} is the only gate in D , so the result holds.

If $D = D_2 \circ D_1$, then on the one hand the set of gates of D is the disjoint union of the set of gates of D_1 and this of D_2 , so

$$\prod_{G \text{ gate in } D} \det(U(G))^2 = \left(\prod_{G \text{ gate in } D_1} \det(U(G))^2 \right) \left(\prod_{G \text{ gate in } D_2} \det(U(G))^2 \right),$$

which by induction hypothesis is equal to $|D_1||D_2|$; on the other hand we have

$$\begin{aligned} |D| &= \prod_{c \in \{\rightarrow, \uparrow\}, p \in [n]} \det([D]_{c,p}) \\ &= \prod_{c \in \{\rightarrow, \uparrow\}, p \in [n]} \det([D_2]_{\tau_{D_1}(c,p)} [D_1]_{c,p}) \\ &= \prod_{c \in \{\rightarrow, \uparrow\}, p \in [n]} \det([D_2]_{\tau_{D_1}(c,p)}) \det([D_1]_{c,p}) \\ &= \left(\prod_{c \in \{\rightarrow, \uparrow\}, p \in [n]} \det([D_2]_{\tau_{D_1}(c,p)}) \right) \left(\prod_{c \in \{\rightarrow, \uparrow\}, p \in [n]} \det([D_1]_{c,p}) \right) \\ &= \left(\prod_{c \in \{\rightarrow, \uparrow\}, p \in [n]} \det([D_2]_{c,p}) \right) \left(\prod_{c \in \{\rightarrow, \uparrow\}, p \in [n]} \det([D_1]_{c,p}) \right) \\ &= |D_1||D_2| \end{aligned}$$

which proves the result for D .

If $D = D_1 \otimes D_2$, then on the one hand the set of gates of D is the disjoint union of the set of gates of D_1 and this of D_2 , so

$$\prod_{G \text{ gate in } D} \det(U(G))^2 = \left(\prod_{G \text{ gate in } D_1} \det(U(G))^2 \right) \left(\prod_{G \text{ gate in } D_2} \det(U(G))^2 \right),$$

which by induction hypothesis is equal to $|D_1||D_2|$; on the other hand the set of the $[D]_{c,p}$ is the disjoint union of the set of the $[D_1]_{c,p}$ and the set of the $[D_2]_{c,p}$, so $|D| = |D_1||D_2|$. This proves the result for D .