



European Ground System Architecture Workshop
18-19 June 2013
ESOC, Darmstadt, Germany



The BepiColombo SERENA/ELENA Instrument On-Ground Testing with the ELENA Special Check Out Equipment (SCOE)

Lazarotto, F.¹, Vertolli, N.¹, Maschietti, D.³, Di Lellis A.M.³, Ryno, J.⁵, Camozzi, F.⁶, Orsini, S.¹, Milillo, A.¹, Mura, A.¹, De Angelis, E.¹, Rispoli, R.¹, Colasanti, L.¹, Selci S.², D'Alessandro M.², Leoni, R.⁴, and Mattioli, F.⁴

¹INAF-IAPS, Rome, Italy, <http://www.iaps.inaf.it/en/>

²ISM-CNR, Rome, Italy, <https://www.cnr.it/en/institute/087>


³AMDL srl, Rome, Italy, <http://www.amdl.biz/>

⁴IFN-CNR, Rome, Italy, <http://www.roma.ifn.cnr.it/>

⁵FMI, Helsinki, Finland, <https://en.ilmatieteenlaitos.fi/>

⁶OHB-Italia, Milan, Italy, <https://www.ohb-italia.it/>

June 21, 2013 - <mailto:francesco.lazarotto@inaf.it>



Abstract

The neutral particles sensor ELENA [6] (Emitted Low-Energy Neutral Atoms) for the ESA/JAXA BepiColombo [1] mission to Mercury [8] (in the SERENA [4] instrument suite) is devoted to measure low energetic neutral atoms. The main goal of the experiment is measuring the sputtering emission from planetary surfaces, from $E = 20eV$ up to $E = 5keV$, within 1-D ($2^\circ \times 76^\circ$). ELENA original project had also a particle discrimination system based on Time-of-Flight (TOF) of particles through the shutter on the Micro Channel Plates detector (MCP), it has been withdrawn from the flight model due to design and development problems. The ELENA SCOE is the configuration/testing system of ELENA, it allows to command operations and to set up configuration parameters on the instrument and to monitor the incoming data. The TC/TM simulation/encoding/decoding software is developed respecting the CCSDS/ECSS standards implemented by ESA, and it's SCOS2000 [5] compatible. TC generation,

HK data monitoring and basic science data analysis are operated by the SERENA EGSE, developed by the Finnish Meteorological Institute (FMI), Helsinki, Finland. The data stream outcoming from the EGSE is then preprocessed from TM to user readable formats: FITS (<http://fits.gsfc.nasa.gov/>) and then ASCII csv tables with metadata collected in a detached XML file, called *label*. This task is performed using the PacketLib, ProcessorLib, and DISCoS (PPD) framework (see [2]) and is going to be used as the first level prototype of the BepiColombo Science Ground Segment processing pipeline, based in ESAC, Madrid, Spain and implemented using the PDS4 data format (<http://pds.nasa.gov/pds4/about/what.shtml>).

1 The ELENA instrument data production chains

The system developed in cooperation by FMI, INAF and industrial partners is able to assure data monitoring/transmission functions for all the ELENA data production modes, the first ELENA data type managed by the teams will be the basic mode (histogram of angular sectors). ELENA data TC/TM packets are described in the document BC-SRN-RS-31000 "SERENA ELENA S/W Specification" (by OHB & AMDL). The ELENA data production chains are the following:

1. full, event-by-event: array of events, 1 event = 16 bits;
2. basic, h16: histogram of the sectors (16 channels);
3. basic, h32: histogram of the sectors (32 channels).

2 The TC/TM Packet Viewer

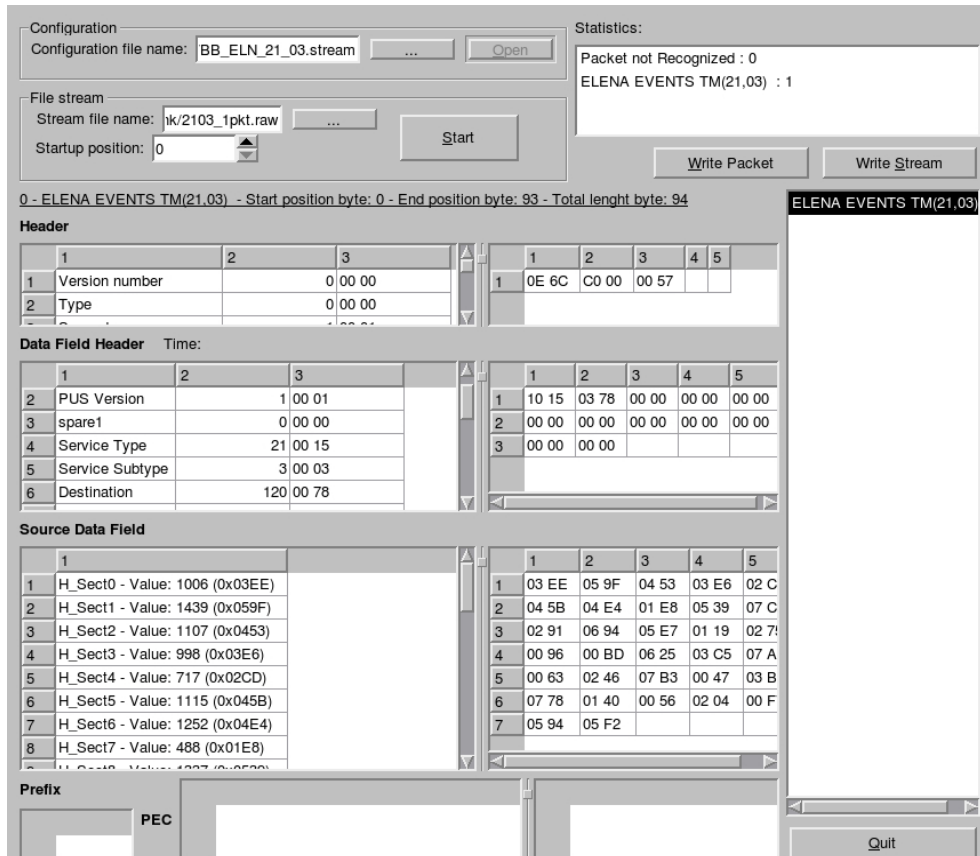


Figure 1: The TM Packet Viewer displaying ELENA data

It's a tool able to show the data contained in the SERENA/ELENA TM packets. It allows engineering monitoring functionalities (parameter control, debug), with a proper configuration it is able to decode and handle any kinds of TC/TM data packets respecting the international CCSDS and european ECSS standards

3 The SERENA EGSE

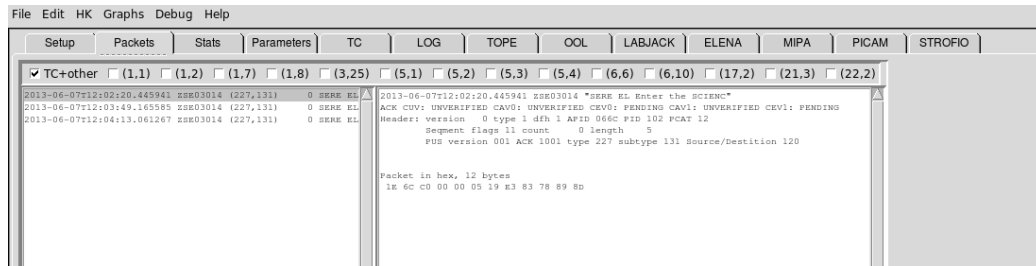


Figure 2: ELENAtm Packets received and displayed by SERENA EGSE

The ELENAtm packets are read using the SERENA EGSE developed by FMI (see <http://www.erlang.se/euc/04/ryno.pdf> for details). The data stream is received from spacewire and serial interfaces, then redirected to a TCP connection and saved on binary files. TCs are generated using DB definition and received by the prototypes through spacewire, serial and TCP links.

4 TM Preprocessing and Display

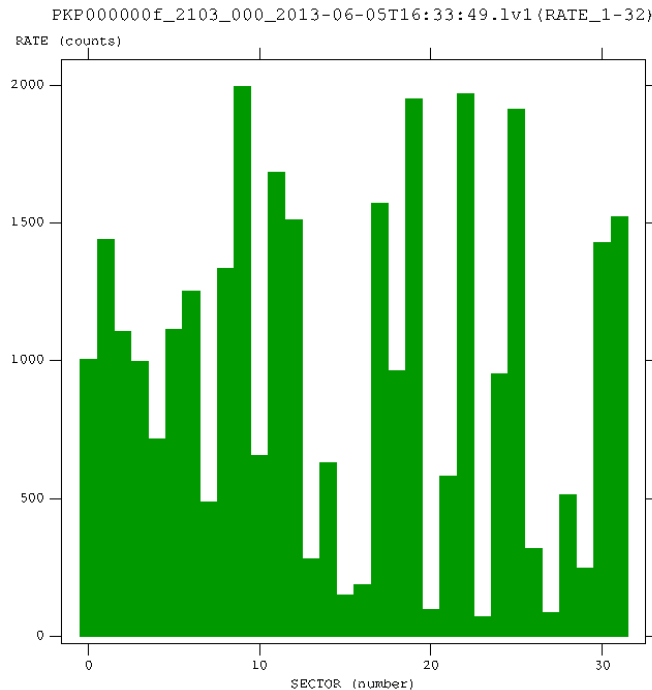


Figure 3: Display of the histogram data preprocessed into FITS binary tables

The incoming TM data stream is converted in user readable format data files (ASCII/csv, FITS and XML) using the PacketLib, ProcessorLib, DISCoS framework (see also [3] and [7]), creating C++ programs wrapped by Bash scripts and text configuration files describing the packet structure for each data production mode. Data production software simulators are created and used in order to develop the Ground System in parallel to the construction of the instrument prototypes.

5 References

- [1] European Space Agency. BepiColombo science mission homepage. <https://sci.esa.int/web/bepicolombo>.
- [2] A. Bulgarelli et al. *PacketLib: A C++ Library for Scientific Satellite Telemetry Applications*, volume 295 of *Astronomical Society of the Pacific Conference Series*, page 473. 2003.
- [3] F. Gianotti and M. Trifoglio. *DISCoS—Detector-Independent Software for On-Ground Testing and Calibration of Scientific Payloads Using the ESA Packet Telemetry and Telecommand Standards*, volume 238 of *Astronomical Society of the Pacific Conference Series*, page 245. 2001.
- [4] S. Orsini, S. Livi, K. Torkar, S. Barabash, and the SERENA Team. "SERENA: A suite of four instruments (elena, strofio, picam and mipa) on board bepicolombo-mpo for particle detection in the hermean environment". *Planetary and Space Science*, 58(1-2):166–181, Jan 2010.
- [5] M. Pecchioli and the ESA Operation Centre System Infrastructure Section (OPS-GIC). "scos-2000 database import interface control document". http://emits.sso.esa.int/emits-doc/Annex-J_S3-EGOS-MCS-S2K-ICD-0001_I6.2_SCOS2000-DI-ICD.pdf, 2006.
- [6] Rosanna Rispoli et al. "ELENA microchannel plate detector: absolute detection efficiency for low energy neutral atoms". *Optical Engineering*, 52(5):1 – 8, 2013.
- [7] M. Trifoglio et al. *Architecture and performances of the AGILE Telemetry Preprocessing System (TMPPS)*, volume 7011 , 70113E of *Proc. of SPIE*, pages 3E 1–8. 2008.
- [8] P. Wurz. "Mysterious Mercury" (in spatium n.29). http://www.issibern.ch/publications/pdf/spatium/Spatium_29.pdf, 2012.