

# NOISEBREAKER: GRADUAL IMAGE DENOISING GUIDED BY NOISE ANALYSIS

Florian Lemarchand\*

Erwan Nogues\*<sup>†</sup>

Maxime Pelcat\*

\* Univ. Rennes, INSA Rennes, IETR - UMR CNRS 6164

<sup>†</sup> DGA-MI, Bruz

## ABSTRACT

Fully supervised deep-learning based denoisers are currently the most performing image denoising solutions. However, they require clean reference images. When the target noise is complex, e.g. composed of an unknown mixture of primary noises with unknown intensity, fully supervised solutions are limited by the difficulty to build a suited training set for the problem.

This paper proposes a gradual denoising strategy that iteratively detects the dominating noise in an image, and removes it using a tailored denoiser. The method is shown to keep up with state of the art blind denoisers on mixture noises. Moreover, noise analysis is demonstrated to guide denoisers efficiently not only on noise type, but also on noise intensity. The method provides an insight on the nature of the encountered noise, and it makes it possible to extend an existing denoiser with new noise nature. This feature makes the method adaptive to varied denoising cases.

**Index Terms**— Image Denoising, Noise Analysis, Mixture Noise, Noise Decomposition, Image Processing.

## 1. INTRODUCTION

Image denoising, as a sub-domain of image restoration, is an extensively studied problem [1] though not yet a solved one [2]. The objective of a denoiser is to generate a *denoised* image  $\hat{x}$  from an observation  $y$  considered a *noisy* or corrupted version of an original *clean* image  $x$ .  $y$  is generated by a noise function  $h$  such that  $y = h(x)$ . A vast collection of noise models exist [3] to represent  $h$ . Examples of frequently used models are Gaussian, Poisson, Bernoulli, speckle or uniform noises. While denoisers are constantly progressing in terms of noise elimination level [4, 5, 6], most of the published techniques are tailored for and evaluated on a given *primary* noise distribution (i.e. respecting a known distribution). They exploit probabilistic properties, of the noise they are specialised for, to distinguish the noise from the signal of interest.

Complex noises are more application specific than primary noises, but their removal constitutes an identified and important issue. Real photograph noise [7] is for instance a sequential composition of primary noises [8], generated by image sensor defects. Images retrieved from electromagnetic side channel attacks of screen signal [9] also contain strong noise composition, as the interception successively introduces several primary noises. The distributions of these real-world noises can be approached using noise composition models, also called *mixtures*. Mixture noise removal has been less extensively addressed in the literature than primary noise removal. When modeling experimental noises, different types of mixtures can be used. The corruption can be *spatially* composed such that each pixel  $\rho$  of an image can be corrupted by a specific distribution  $\eta(\rho)$ .  $h$  is then composed of the set  $\{\eta(\rho), \rho \in x\}$ . This type of noise is called a *spatial mixture* [10, 11]. The mixture noise can

also be considered as the result of  $n$  primary noises applied with distributions  $\eta_i, i \in \{0..n-1\}$  to each pixel  $\rho$  of the image  $x$ . This type of noise is called a *sequential mixture*. This paper focuses on sequential mixture noises removal.

Real-world noises, when not generated by a precisely known random process, are difficult to restore with a discriminative denoiser that requires  $(y, x)$  pairs of observed and clean images. The lack of clean images may cause impossibility to build large supervised databases. *Blind denoising* addresses this lack of supervised dataset and consists in learning denoising strategies without exploiting clean data. Although solving clean data availability issues, blind denoisers do not provide any hint on the types of noise they have encountered. Our approach takes the opposite side and focuses on efficient noise analysis.

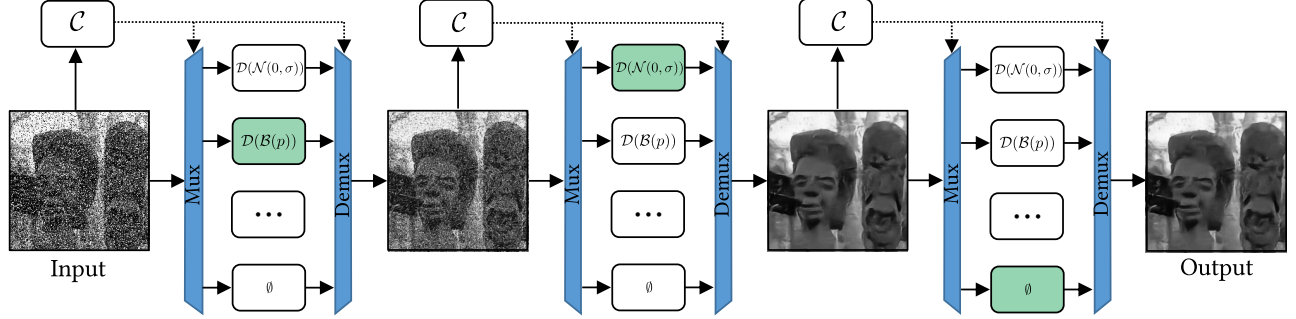
Knowing the types of noise in an image has several advantages. First, it enables to identify primary noises and leverages a deep understanding of their individual removal. Secondly, by decomposing the mixture denoising problem into primary ones, a library of standard denoisers can be built to answer any noise removal problem. This second point is developed as the central point of our proposed method. Thirdly, a description of the image noise content helps identify the physical source of data corruption. Finally, under the assumption of sequential noise composition, it is possible to build a denoising pipeline from the identified noise distribution. The noise distribution being known, large training databases generation becomes feasible.

In this paper, an image restoration method is proposed. It recurrently detects the dominating noise type in an image as well as its noise level, and removes the corresponding noise. This method assumes that the target noise is a sequential mixture of known noises. The resulting step-by-step gradual strategy is driven by a noise analysis of the image to be restored. The solution leverages a set of denoisers trained for primary simple noise distribution and applied sequentially following the prediction of a noise classifier.

The manuscript is organized as follows. Section 2 presents related work on image noise analysis and image denoising. Section 3 details the proposed solution. Section 4 evaluates the proposal on synthetic mixture noise and situates among close state of the art solutions. Section 5 concludes the paper and gives future perspectives.

## 2. RELATED WORK

Fully supervised deep learning denoisers forge a restoration model from pairs of *clean* and corresponding *noisy* images. Following the premises of Convolutional Neural Network (CNN) based denoisers [12], different strategies have been proposed such as residual learning [5], skip connections [13] or the use of transform domain [6]. Denoising Convolutional Neural Network (DnCNN) [5] is currently one of the most used and well performing supervised denoisers. The weakness of supervised denoisers is their need of large



**Fig. 1:** Example of NBreaker gradual denoising. A noisy input image is fed to the classifier  $\mathcal{C}$  which outputs a prediction  $\eta_i$ . This prediction drives the gradual denoising block  $\mathcal{G}$  that selects the primary denoiser  $\mathcal{D}(\eta_i)$  to be applied. The process runs for two steps until no noise is detected by  $\mathcal{C}$ .

databases, including clean images.

To overcome this limitation, different weakly supervised denoisers have been proposed. In particular, *blind* denoisers are capable of removing noise without clean data as reference. First studies on blind denoising aimed at determining the level of a known noise in order to apply an adapted human-expert based denoising (e.g. filtering). Noise2Noise (N2N) [14] has pioneered learning-based blind denoising using only noisy data. It demonstrates the feasibility of learning a discriminative denoiser from only a pair of images representing two independent realisations of the noise to be removed. Inspired by the latter, Noise2Void (N2V) is a recent strategy that trains a denoiser from only the image to be denoised.

Most denoisers are designed for a given primary noise. The most addressed distribution is Additive White Gaussian Noise (AWGN) [13, 15, 16]. To challenge denoisers and approach real-world cases, different types of mixture noises have been proposed in the literature. They are all created from the same few primary noises. A typical example of a spatially composed mixture noise [17] is made of 10% of uniform noise  $[-s, s]$ , 20% of Gaussian noise  $\mathcal{N}(0, \sigma_0)$  and 70% of Gaussian noise  $\mathcal{N}(0, \sigma_1)$ . These percentages refer to the amount of pixels, in the image, corrupted by the given noise. This type of spatial mixture noise has been used in the experiments of Generated-Artificial-Noise to Generated-Artificial-Noise (G2G) [10]. An example of sequential mixture noise is used to test the recent Noise2Self method [11]. It is composed of a combination of Poisson noise, Gaussian noise, and Bernoulli noise. In [18], authors compare methods designed for AWGN removal when trained and evaluated on more complex noises such as sequential mixtures of Gaussian and Bernoulli distributions. Experimental results show that denoising performances severely drop on complex noises even when using supervised learning methods like DnCNN. This observation motivates the current study and the chosen sequential mixture noise. Future studies will address spatial mixture noises.

In [19], authors propose a noise level estimation method integrated to a deblurring method. Inspired from the latter proposal, the authors of [20] estimate the standard deviation of a Gaussian distribution corrupting an image to apply the accordingly configured Block-Matching 3D (BM3D) filtering [4]. This can be interpreted as a noise characterization, used to set parameters of a following dedicated denoising. To the best of our knowledge, the present study is the first to use noise type and intensity classification for denoising purposes.

The image classification domain has been drastically modified by deep learning methods since LeNet-5 [21]. With the development of tailored algorithms and hardware resources, deeper and more so-

phisticated neural networks are emerging. Seeking a good trade-off between classification efficiency and hardware resources, MobileNets [22] is a particularly versatile family of classifiers. MobileNetV2 has become a standard for resource aware classification. In our study, we use MobileNetV2 pre-trained on ImageNet and fine-tuned for noise classification [23].

In this paper, we propose to tackle the denoising of sequential mixture noises via an iterative and joint classification/denoising strategy. Our solution goes further than previous works by separating the denoising problem into simpler steps optimized separately.


### 3. GRADUAL DENOISING GUIDED BY NOISE ANALYSIS

Our proposed solution is named NoiseBreaker (NBBreaker). It is the combination of a classification and several denoisers working alternatively to gradually restore an image. NBBreaker is qualified as gradual because it denoises the input iteratively, alternating between noise detection and removal. To provide this step-by-step restoration, NBBreaker leverages a classifier acting as a noise analyser and further guiding a pool of denoisers specialized to *primary noise* distributions. Both the analyser and the gradual denoising strategy are detailed here-under. NBBreaker is able to handle numerous mixture noises at inference time without information on the composition of the mixture and without previous contact with the mixture. Hence, NBBreaker is a blind denoiser at inference time.

#### 3.1. Noise Analysis

The objective of the noise classifier  $\mathcal{C}$  is to separate images into  $n$  noise classes. A noise class is defined by a noise type and a range of parameter values contained in its images. When for a noise type no parameter exist or an only range is used, the class is denoted using  $\eta_i$ . Otherwise, it is denoted using  $\eta_{i,j}$  with  $i$  an index among a list  $H$  of noise types and  $j$  an index for the different ranges of a given noise type.  $\eta_i$  is said to be a *primary* noise. Note that one class does not contain any noise and serves to identify *clean* images.

The architecture of the classifier is made of a feature extractor, called *backbone*, followed by two Fully Connected (FC) layers, said as *head*. The feature extractor, responsible for extracting knowledge out of the images, is the one of MobileNetV2. The two FC layers have respectively 1024 and  $n$  units, where  $n$  is the number of classes of the classification problem. The input size is chosen to be  $224 \times 224$  as in the original MobileNetV2 implementation. The first FC layer has ReLu activation while the second uses softmax activation to obtain outputs in  $[0, 1]$ , seen as certainty coefficients. The output



**Fig. 2:** Qualitative results for two BSD68 evaluation images. Peak Signal to Noise Ratio (PSNR)/Structure Similarity (SSIM) are written on each image and the better PSNR value for an image is yellow colored. **Better viewed on screen.**

Class	Noise Type	Parameters
$\eta_{0,0}$	Gaussian	$\mu = 0, \sigma = [0, 15]$
$\eta_{0,1}$		$\mu = 0, \sigma = [15, 35]$
$\eta_{0,2}$		$\mu = 0, \sigma = [35, 55]$
$\eta_{1,0}$	Speckle	$\mu = 0, \sigma = [0, 15]$
$\eta_{1,1}$		$\mu = 0, \sigma = [15, 35]$
$\eta_{1,2}$		$\mu = 0, \sigma = [35, 55]$
$\eta_{2,0}$	Uniform	$\mu = 0, s = [-10, 10]$
$\eta_{2,1}$		$\mu = 0, s = [-50, 50]$
$\eta_3$	Bernoulli	$p = [0, 0.2]$
$\eta_4$	Poisson	$\emptyset$
$\eta_5$	Clean	$\emptyset$

**Table 1:** List of classes for NBreakeer and the noise they represent. Note that this list also applies to NBreakeer-P.

of this second FC layer, passed through an argmax function, gives the label with the highest certainty coefficient.

### 3.2. Gradual Denoising

A noisy image is given to NBreakeer. That image is fed to the classifier  $\mathcal{C}$  trained to differentiate noise classes.  $\mathcal{C}$  supplies a prediction  $\eta_i$  to  $\mathcal{G}$ , the gradual denoising block.  $\mathcal{G}$  selects the corresponding denoiser  $\mathcal{D}(\eta_i)$ .  $\mathcal{D}(\eta_i)$  is said to be a *primary denoiser* specialized for the denoising of  $\eta_i$  noise class. A primary denoiser is a denoiser trained with pairs of clean and noisy images from the  $\eta_i$  class. The process ( $\mathcal{C}$  followed by  $\mathcal{G}$ ) is iterative and loops  $n$  times until  $\mathcal{C}$  detects the class *clean*.

The architecture of the gradual denoiser depends on the classifier  $\mathcal{C}$  since it drives the primary denoiser selection. An example of gradual denoising is given in Figure 1 where two noise classes are successively detected and treated. The description of the classes considered for NBreakeer is given by Table 1. Authors of DnCNN show in their paper [5] that the method adapts to different noise types when properly trained. Furthermore, the authors present DnCNN-B, which is a deeper DnCNN version that supports a range of noise level for a given noise type. Hence, all primary denoisers use DnCNN-B architecture, noted DnCNN in the following.

From the experiments, the proposed refinement of classes is found to be the best trade-off between number of classes and denoising results. Refining the classes enables more dedicated primary denoisers. On the other hand, refinement increases the classification problem complexity as well as the number of primary denoisers to

be trained. Bernoulli noise is left as an only class since refinement does not bring improvement.

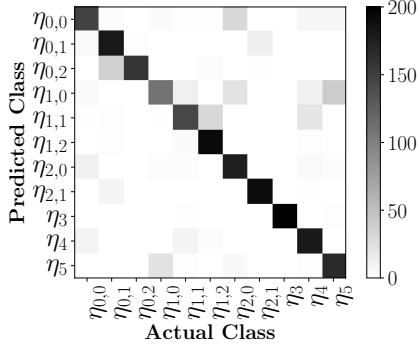
An other version, named **NBreakeer-P** (for NBreakeer-Perfect) is introduced for further gradual denoising assessment. It has exactly the same classes as NBreakeer (Table 1) but takes as assumption a perfect classification to get rid of misclassification throughout the gradual denoising process.

## 4. EXPERIMENTS

### 4.1. Data and Experimental Settings

**Noise Analysis** The classifier is fine-tuned using a subset of ImageNet [24]. The first 10000 images of the ImageNet evaluation set are taken, among which 9600 serve for training, 200 for validation and 200 for evaluation. To create the classes, the images are first re-scaled to  $224 \times 224$  to fit the fixed input shape. Images are then noised according to their destination class (see Table 1). The training data is chosen (ImageNet samples) to keep a similar underlying content in the images, compared to those of the backbone pre-training. Similar content with corruption variations enable to concentrate the classification on the noise and not on the semantic content. To avoid fine-tuning with the same images as the pre-training, the ImageNet evaluation set is taken. Also, using ImageNet data ensures that the blocks ( $\mathcal{C}$  and  $\mathcal{G}$ ) are independently trained (gradual denoising is trained with BSD400). The weights for the backbone initialisation, pre-trained on ImageNet, are taken from the official Keras MobilNetV2 implementation. In this version, NBreakeer contains 11 classes. Thus, the second layer of the head has accordingly 11 units. The classifier is trained for 100 epochs with a batch size of 64. Optimisation is performed through an Adam optimizer with learning rate  $5.10^{-5}$  and default for other parameters [25]. The optimisation is driven by a categorical cross-entropy loss. A step scheduler halves the learning rate every 25 epochs.

**Gradual Denoising** For primary denoisers training, we follow the recommendations of [5] and use 400 images of size  $180 \times 180$  from BSD [26]. These 400 images are referred as BSD400. For evaluation, the 68 images of BSD68 benchmark are used and a sequential mixture corrupts them. This mixture is composed of an AWGN with  $\sigma \in [0, 55]$  and a Bernoulli noise with  $p \in [0, 0.2]$ .  $\sigma$  and  $p$  are randomly picked, which gives the noise distribution for the whole image. This random draw is used to prove the adaptability of our method to variable noise levels. The size of BSD68 samples is either  $321 \times 481$  or  $481 \times 321$ . Note that BSD68 is independent of



**Fig. 3:** Confusion matrix of noise classification evaluation. Classes content is described in Table 1. The darker the diagonal the better.

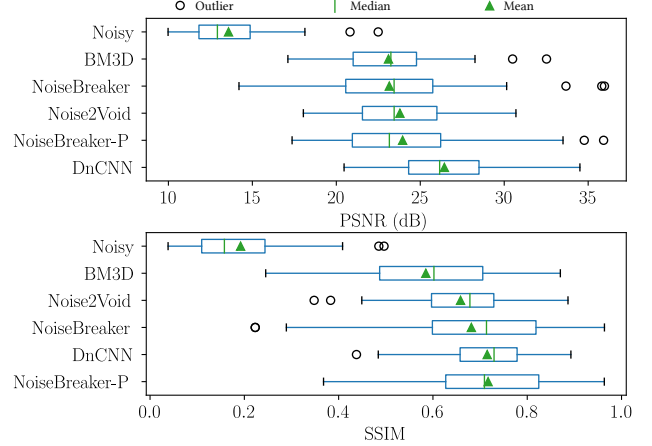
BSD400, used for training. When evaluating the gradual denoising,  $\mathcal{C}$  predicts the noise class using a patch of size  $224 \times 224$  cropped from the image to be denoised. The training of the gradual denoising block comes down to the training of its primary denoisers. NBreakeer uses only off-the-shelf DnCNN architectures for primary denoisers. These denoisers are trained following the strategy mentioned in the original paper [5] except for the noisy data, which is made of the primary noise (according to Table 1).

**Compared methods** Our solution is evaluated in comparison with BM3D [4], DnCNN [5] and N2V [27]. Although related to our proposal, G2G [10] is evaluated on other mixture noises. Furthermore, no code is publicly available yet. DnCNN trained with the evaluation mixture has full noise distribution information. Thus, the results are taken as an upper bound. Moreover, addressing directly the entire mixture removes the iterative process that could lead to error propagation. This version is named *end-to-end* in the following. N2V denoiser is fully blind and requires only noisy images. For DnCNN end-to-end and N2V, the training is carried out with the publicly available codes, the original paper strategies and the data are corrupted with the synthetic evaluation mixture. BM3D is not a trained method but requires  $\sigma$ , the standard deviation of the noise distribution.  $\sigma = 50$  is chosen since it performs better over the range of mixture noise parameters use for evaluation. The comparison is done based on values of SSIM and PSNR in dB. Qualitative results are also given in Figure 2.

## 4.2. Results

**Noise Analysis** Figure 3 presents the results of NBreakeer classifier through a confusion matrix. The evaluation on 2200 images unseen during training (200 for each class) gives an accuracy score of 0.84.

The most recurrent error (29% of all the errors) is the misclassification of low noise intensity images, classified as clean or as other low intensity noise ( $\eta_{0,0}$ ,  $\eta_{1,0}$ ,  $\eta_{2,0}$ ). Clean images are sometimes classified as having low intensity noise (14% of the errors). These effects are observable in Figure 3 at  $(\eta_{1,0}, \eta_5)$ ,  $(\eta_{2,0}, \eta_{0,0})$  or  $(\eta_5, \eta_{1,0})$ , where the first and second indexes represent the actual class and the predicted class, respectively. Confusions also occur between different noise levels within a unique noise type, i.e.  $(\eta_{0,1}, \eta_{0,2})$ . They represent 26% of all errors. These latter errors have low impact on the final aim, namely an efficient denoising. Indeed, this type of misclassification is caused by a noise level at the edge between two classes. As a consequence, the selected denoiser is not optimal for the actual noise level, but it addresses the correct noise type. Next paragraph evaluates the performance of the classification when associated to the gradual denoiser.



**Fig. 4:** PSNR and SSIM of denoised images with different methods applied to BSD68 dataset corrupted with sequential mixture noise. The box plots show the 10th, 25th, 75th and 90th percentiles. Methods are sorted by mean values.

**Gradual Denoising** Figure 4 compares the denoising performances between NBreakeer, NBreakeer-P, DnCNN end-to-end, N2V and BM3D. The box plots are ordered by the mean value of the distribution they represent. With an average PSNR gain of 11dB, compared to noisy images, NBreakeer operates on average 3dB under the fully supervised DnCNN. Interestingly, NBreakeer is competitive with the non-supervised N2V method, showing on average 0.6dB loss in PSNR and 4% gain in SSIM. NBreakeer-P, based on a perfect classification, enables to study the impact of misclassifications in NBreakeer. On average, NBreakeer-P brings an improvement of 0.7dB in PSNR and 7% in SSIM over NBreakeer. All NBreakeer instances exhibit a larger dispersion of the quality than state of the art methods. This dispersion is caused by wrong denoiser choices, leading to low quality images. Indeed, NBreakeer-P reduces by 41% the 90th percentile range over NBreakeer.

As a conclusion on experiments, we show that NBreakeer is competitive with the state-of-the-art N2V method (better in SSIM) and, by decomposing the denoising problem, opens new perspectives for gradually improving a denoiser. The good performance of NBreakeer-P, compared to the fully supervised DnCNN (NBreakeer-P better in SSIM), motivates further studies on advanced classification-driven gradual denoising.

## 5. CONCLUSION

We have introduced a new gradual denoising strategy called NoiseBreaker. NBreakeer iteratively detects the dominating noise in the image with an accuracy of 0.84. Under the assumption of sequential mixture noise, NBreakeer keeps up with the state of the art blind denoiser Noise2Void. NBreakeer operates 0.6dB under N2V in PSNR and 4% higher in SSIM, while giving insight on the noise content. Moreover, we show that making noise analysis to guide the denoising is not only applicable on noise type but also on noise intensity.

With NBreakeer and its iterative strategy, a list of the different encountered primary noises is generated. This list permits to progressively adapt a denoiser to a real-world noise by adding new classes of primary noise. Our future work on NBreakeer will include the extension to our real-world eavesdropped signal denoising [9], where the corruption is a strong sequential mixture.

## 6. REFERENCES

- [1] A. Buades, B. Coll, and J. M. Morel, “A Review of Image Denoising Algorithms, with a New One,” *Multiscale Modeling & Simulation*, vol. 4, no. 2, pp. 490–530, 2005.
- [2] P. Chatterjee and P. Milanfar, “Is Denoising Dead?,” *IEEE Transactions on Image Processing*, vol. 19, no. 4, pp. 895–911, Apr. 2010.
- [3] A. K. Boyat and B. K. Joshi, “A Review Paper : Noise Models in Digital Image Processing,” *Signal & Image Processing : An International Journal*, vol. 6, no. 2, pp. 63–75, Apr. 2015.
- [4] K. Dabov, A. Foi, V. Katkovnik, and K. Egiazarian, “Image Denoising by Sparse 3-D Transform-Domain Collaborative Filtering,” *IEEE Transactions on Image Processing*, vol. 16, no. 8, pp. 2080–2095, Aug. 2007.
- [5] K. Zhang, W. Zuo, Y. Chen, D. Meng, and L. Zhang, “Beyond a Gaussian Denoiser: Residual Learning of Deep CNN for Image Denoising,” *IEEE Transactions on Image Processing*, vol. 26, no. 7, pp. 3142–3155, July 2017.
- [6] P. Liu, H. Zhang, K. Zhang, L. Lin, and W. Zuo, “Multi-level Wavelet-CNN for Image Restoration,” in *2018 IEEE/CVF Conference on Computer Vision and Pattern Recognition Workshops (CVPRW)*, Salt Lake City, UT, June 2018, pp. 886–88609, IEEE.
- [7] T. Plotz and S. Roth, “Benchmarking Denoising Algorithms with Real Photographs,” in *2017 IEEE Conference on Computer Vision and Pattern Recognition (CVPR)*, Honolulu, HI, July 2017, pp. 2750–2759, IEEE.
- [8] R.D. Gow, D. Renshaw, K. Findlater, L. Grant, S.J. McLeod, J. Hart, and R. L. Nicol, “A comprehensive tool for modeling CMOS image-sensor-noise performance,” *IEEE Transactions on Electron Devices*, vol. 54, no. 6, pp. 1321–1329, 2007.
- [9] F. Lemarchand, C. Marlin, F. Montreuil, E. Nogues, and M. Pelcat, “Electro-Magnetic Side-Channel Attack Through Learned Denoising and Classification,” *arXiv:1910.07201 [cs, eess]*, Oct. 2019, arXiv: 1910.07201.
- [10] S. Cha, T. Park, and T. Moon, “GAN2GAN: Generative Noise Learning for Blind Image Denoising with Single Noisy Images,” *arXiv:1905.10488 [cs, eess]*, May 2019, arXiv: 1905.10488.
- [11] J. Batson and L. Royer, “Noise2Self: Blind Denoising by Self-Supervision,” in *International Conference on Machine Learning*, 2019, pp. 524–533.
- [12] V. Jain and S. Seung, “Natural image denoising with convolutional networks,” in *Advances in neural information processing systems*, 2009, pp. 769–776.
- [13] X. Mao, C. Shen, and Y-B. Yang, “Image Restoration Using Very Deep Convolutional Encoder-Decoder Networks with Symmetric Skip Connections,” *Advances in Neural Information Processing Systems 29 (NIPS 2016)*, p. 9, 2016.
- [14] J. Lehtinen, J. Munkberg, J. Hasselgren, S. Laine, T. Karras, M. Aittala, and T. Aila, “Noise2Noise: Learning Image Restoration without Clean Data,” *CoRR*, 2018.
- [15] P. Vincent, H. Larochelle, I. Lajoie, Y. Bengio, and P.A. Manzagol, “Stacked Denoising Autoencoders: Learning Useful Representations in a Deep Network with a Local Denoising Criterion,” *Journal of Machine Learning Research*, vol. 11, pp. 3371–3408, 2010.
- [16] Z. Jin, M. Z. Iqbal, D. Bobkov, W. Zou, X. Li, and E. Steinbach, “A Flexible Deep CNN Framework for Image Restoration,” *IEEE Transactions on Multimedia*, pp. 1–1, 2019.
- [17] Qian Zhao, Deyu Meng, Zongben Xu, Wangmeng Zuo, and Lei Zhang, “Robust Principal Component Analysis with Complex Noise,” *International Conference on Machine Learning (ICML)*, p. 9, 2014.
- [18] F. Lemarchand, E. Fernandes Montesuma, M. Pelcat, and E. Nogues, “OpenDenoising: an Extensible Benchmark for Building Comparative Studies of Image Denoisers,” *arXiv:1910.08328 [cs, eess]*, Oct. 2019, arXiv: 1910.08328.
- [19] U. Schmidt, K. Schelten, and S. Roth, “Bayesian deblurring with integrated noise estimation,” in *CVPR 2011*, 2011, pp. 2625–2632, IEEE.
- [20] X. Liu, M. Tanaka, and M. Okutomi, “Single-image noise level estimation for blind denoising,” *IEEE transactions on image processing*, vol. 22, no. 12, pp. 5226–5237, 2013.
- [21] Y. LeCun, L. Bottou, Y. Bengio, P. Haffner, and others, “Gradient-based learning applied to document recognition,” *Proceedings of the IEEE*, vol. 86, no. 11, pp. 2278–2324, 1998.
- [22] A.G. Howard, M. Zhu, B. Chen, D. Kalenichenko, W. Wang, T. Weyand, M. Andreetto, and H. Adam, “MobileNets: Efficient Convolutional Neural Networks for Mobile Vision Applications,” *arXiv:1704.04861*, 2017.
- [23] N. Tajbakhsh, J. Y. Shin, S. R. Gurudu, R. T. Hurst, C. B. Kendall, M. B. Gotway, and J. Liang, “Convolutional Neural Networks for Medical Image Analysis: Full Training or Fine Tuning?,” *IEEE Transactions on Medical Imaging*, vol. 35, no. 5, pp. 1299–1312, May 2016, arXiv: 1706.00712.
- [24] J. Deng, W. Dong, R. Socher, L. Li, Kai L., and Li F-F., “ImageNet: A large-scale hierarchical image database,” in *2009 IEEE Conference on Computer Vision and Pattern Recognition*, Miami, FL, June 2009, pp. 248–255, IEEE.
- [25] D. P. Kingma and J. Ba, “Adam: A method for stochastic optimization,” *arXiv preprint arXiv:1412.6980*, 2014.
- [26] D. Martin, C. Fowlkes, D. Tal, and J. Malik, “A database of human segmented natural images and its application to evaluating segmentation algorithms and measuring ecological statistics,” in *Proceedings Eighth IEEE International Conference on Computer Vision. ICCV 2001*, Vancouver, BC, Canada, 2001, vol. 2, pp. 416–423, IEEE Comput. Soc.
- [27] A. Krull, T-O. Buchholz, and F. Jug, “Noise2Void - Learning Denoising From Single Noisy Images,” *2019 IEEE/CVF Conference on Computer Vision and Pattern Recognition (CVPR)*, p. 9, 2019.