

Fractional Types

Expressive and Safe Space Management for Ancilla Bits

Chao-Hong Chen¹, Vikraman Choudhury¹, Jacques Carette², and Amr Sabry¹

¹ Indiana University, Bloomington IN, USA
`{chen464,vikraman,sabry}@indiana.edu`

² McMaster University, Ontario, Canada
`carette@mcmaster.ca`

Abstract. In reversible computing, the management of space is subject to two broad classes of constraints. First, as with general-purpose computation, every allocation must be paired with a matching de-allocation. Second, space can only be safely de-allocated if its contents are restored to their initial value from allocation time. Generally speaking, the state of the art provides limited partial solutions that address the first constraint by imposing a stack discipline and by leaving the second constraint to programmers’ assertions.

We propose a novel approach based on the idea of *fractional types*. As a simple intuitive example, allocation of a new boolean value initialized to `false` also creates a value `1/false` that can be thought of as a garbage collection (GC) process specialized to reclaim, and only reclaim, storage containing the value `false`. This GC process is a first-class entity that can be manipulated, decomposed into smaller processes and combined with other GC processes.

We formalize this idea in the context of a reversible language founded on type isomorphisms, prove its fundamental correctness properties, and illustrate its expressiveness using a wide variety of examples. The development is backed by a fully-formalized Agda implementation ³.

Keywords: Fractional types · Ancilla Bits · Agda.

1 Introduction

We solve the ancilla problem in reversible computation using a novel concept: *fractional types*. In the next section, we introduce the problem of ancilla management, motivate its importance, and explain the limitations of current “stack-based” solutions with runtime checks.

Although the concept of fractional types could potentially be integrated with general-purpose languages, its natural technical definition exploits symmetries present in the categorical model of type isomorphisms. To that end, we first review in Sec. 3 our previous work [5,6,12,11] on reversible programming language built using type isomorphisms. In Sec. 4, we introduce a simple version of

³ <https://github.com/DreamLinuxer/FracAncilla>

fractional types that allows allocation and de-allocation of ancillae in patterns beyond the model in scope but, like existing stack-based solutions, still requires a runtime check to verify the safety of de-allocation. In Sec. 5 we show how to remove this runtime check, by lifting programs to a richer type system with pointed types, expressing the proofs of safety in that setting, and then, from the proofs, extracting programs with guaranteed safe de-allocations and no runtime checks. The last section concludes with a summary of our results.

2 Ancilla Bits: Review and a Type-Based Approach

Restricting a reversible circuit to use no ancilla bits is like restricting a Turing machine to use no memory other than the n bits used to represent the input [1]. As such a restriction disallows countless computations for trivial reasons, reversible models of computation have, since their inception, included management for scratch storage in the form of ancilla bits [22] with the fundamental restriction that such bits must be returned to their initial states before being safely reused or de-allocated.

2.1 Review

In programming languages, the common way to handle ancilla bits is to use a stack model in which the lifetime of the ancilla bits coincides with their *static scope* and augment this discipline with a runtime check that ensures that the ancilla bit has the correct value. For example:

- Quipper [10] uses a scoped way to manage ancilla bits via:

```
with_ancilla :: (Qubit -> Circ a) -> Circ a
```

The operator takes a block of gates parameterized by an ancilla value, allocates a new ancilla value of type `Qubit` initialized to $|0\rangle$, and runs the given block of gates. At the end of its execution, the block is expected to return the ancilla value to the state $|0\rangle$ at which point it is de-allocated. The expectation that the ancilla value is in the state $|0\rangle$ is enforced via a runtime check.

- Ricercar [21] also uses a scoped way to manage ancillae. The expression $\alpha x.A$ allocates an ancilla wire x for the gate A requiring that x is set to 0 after the evaluation of A , as the following rule of the operational semantics shows:

$$\frac{\sigma \vdash x \rightarrow b \quad \sigma[x \mapsto 0] \vdash A \rightarrow \sigma' \quad \sigma' \vdash x \rightarrow 0}{\sigma \vdash \alpha x.A \rightarrow \sigma'[x \mapsto b]}$$

where σ is the global memory mapping each variable to its value and \rightarrow represents evaluation.

- Janus [23] is a reversible imperative programming language that is not based on the circuit model but as Rose [18] explains, its treatment is essentially similar to above:

All variables in original Janus are global, but in the University of Copenhagen interpreter you can allocate local variables with the `local` statement. The inverse of the `local` statement is the `delocal` statement, which performs deallocation. When inverted, the deallocation becomes the allocation and vice versa. In order to invert deallocation, the value of the variable at deallocation time must be known, so the syntax is `delocal <variable> = <value>`. Again the onus is on the programmer to ensure that the equality actually holds.

2.2 A Type-Based Approach

This scoped model is a pragmatic choice which is however limited. To understand its limitations more vividly, consider the following analogy: allocating an ancilla bit by creating a new wire in the circuit is like borrowing some money from a global external entity (the memory manager); the computation has access to a new resource temporarily. De-allocating the ancilla bit is like returning the borrowed money to the global entity; the computation no longer has access to that resource. It would however be unreasonably restrictive to insist that the person (function) borrowing the money must be the same person (function) returning it. Indeed, as far as reversible computation is concerned, the only important invariant is that information is conserved, i.e., that money is conserved. The identities of bits are not observable as they are all interchangeable in the same way that particular bills with different serial numbers are interchangeable in financial transactions. Thus the only invariant is that the net flow of money between the computation and the global entity is zero. This observation allows us to go even further than just switching the identities of borrowers. It is even possible for one person to borrow \$10, and have three different persons collectively collaborate to pay back the debt with one person paying \$5, another \$2, and a third \$3, nor the opposite situation of gradually borrowing \$10 and returning it all at once.

Computationally, this extra generality is not a gratuitous concern: since scope is a *static property* of programs, it does not allow the flexibility of heap allocation in which the lifetime of resources is dynamically determined. Furthermore, limiting ancilla bits to static scope does not help in solving the fundamental problem of ensuring that their value is properly restored to their initial value before de-allocation.

We demonstrate that both problems can be solved with a typing discipline. The main idea is simple: we introduce a type representing “processes specialized to garbage-collect specific values.” The infrastructure of reversible computing will ensure that the information inherent in this process will never be duplicated or erased, enforcing that proper safe de-allocation must happen in a complete program. Furthermore, since reversible computation focuses on conservation of *information* rather than syntactic entities, this approach will permit fascinating mechanisms in which allocations and de-allocations can be sliced and diced, decomposed and recomposed, run forwards and backwards, in arbitrary ways as long as the net balance is 0.

$id \leftrightarrow :$	$\tau \leftrightarrow \tau$	$: id \leftrightarrow$
$unite_+ l :$	$0 + \tau \leftrightarrow \tau$	$: uniti_+ l$
$swap_+ :$	$\tau_1 + \tau_2 \leftrightarrow \tau_2 + \tau_1$	$: swap_+$
$assocl_+ :$	$\tau_1 + (\tau_2 + \tau_3) \leftrightarrow (\tau_1 + \tau_2) + \tau_3$	$: assocr_+$
$unite_* l :$	$1 \times \tau \leftrightarrow \tau$	$: uniti_* l$
$swap_* :$	$\tau_1 \times \tau_2 \leftrightarrow \tau_2 \times \tau_1$	$: swap_*$
$assocl_* :$	$\tau_1 \times (\tau_2 \times \tau_3) \leftrightarrow (\tau_1 \times \tau_2) \times \tau_3$	$: assocr_*$
$absorbr :$	$0 \times \tau \leftrightarrow 0$	$: factorzl$
$dist :$	$(\tau_1 + \tau_2) \times \tau_3 \leftrightarrow (\tau_1 \times \tau_3) + (\tau_2 \times \tau_3)$	$: factor$
$\frac{\vdash c_1 : \tau_1 \leftrightarrow \tau_2 \quad \vdash c_2 : \tau_2 \leftrightarrow \tau_3}{\vdash c_1 \circ c_2 : \tau_1 \leftrightarrow \tau_3} \quad \frac{\vdash c_1 : \tau_1 \leftrightarrow \tau_2 \quad \vdash c_2 : \tau_3 \leftrightarrow \tau_4}{\vdash c_1 \oplus c_2 : \tau_1 + \tau_3 \leftrightarrow \tau_2 + \tau_4} \quad \frac{\vdash c_1 : \tau_1 \leftrightarrow \tau_2 \quad \vdash c_2 : \tau_3 \leftrightarrow \tau_4}{\vdash c_1 \otimes c_2 : \tau_1 \times \tau_3 \leftrightarrow \tau_2 \times \tau_4}$		

Fig. 1. Π -terms and combinators.

3 Preliminaries: Π

The syntax of the language Π consists of several sorts:

<i>Value types</i>	$\tau ::= 0 \mid 1 \mid \tau + \tau \mid \tau \times \tau$
<i>Values</i>	$v ::= \mathbf{tt} \mid inj_1(v) \mid inj_2(v) \mid (v, v)$
<i>Program types</i>	$\tau \leftrightarrow \tau$
<i>Programs</i>	$c ::= (\text{See Fig. 1})$

Focusing on finite types, the building blocks of the type theory are: the empty type (0), the unit type (1), the sum type (+), and the product (\times) type. One may view each type τ as a collection of physical wires that can transmit $|\tau|$ distinct values where $|\tau|$ is a natural number that indicates the size of a type, computed as: $|0| = 0$; $|1| = 1$; $|\tau_1 + \tau_2| = |\tau_1| + |\tau_2|$; and $|\tau_1 \times \tau_2| = |\tau_1| * |\tau_2|$. Thus the type $\mathbb{B} = 1 + 1$ corresponds to a wire that can transmit one of two values, i.e., bits, with the convention that $inj_1(\mathbf{tt})$ represents \mathbb{F} and $inj_2(\mathbf{tt})$ represents \mathbb{T} . The type $\mathbb{B} \times \mathbb{B} \times \mathbb{B}$ corresponds to a collection of wires that can transmit three bits. From that perspective, a type isomorphism between types τ_1 and τ_2 (such that $|\tau_1| = |\tau_2| = n$) models a *reversible* combinational circuit that *permutes* the n different values. These type isomorphisms are collected in Fig. 1. It is known that these type isomorphisms are sound and complete for all permutations on finite types [8,7] and hence that they are *complete* for expressing combinational circuits [9,11,22]. Algebraically, these types and combinators form a *commutative semiring* (up to type isomorphism). Logically they form a superstructural logic capturing space-time tradeoffs [19]. Categorically, they form a *distributive bimonoidal category* [15].

Below, we show code, in our Agda formalization, that defines types corresponding to bits (booleans), two-bits, and three-bits. We then define an operator that builds a controlled version of a given combinator c . This controlled version

takes an additional “control” bit and only applies c if the control bit is true. The code then iterates the control operation several times starting from boolean negation.

```

pattern  $\mathbb{F} = \text{inj}_1 \text{ tt}$ 
pattern  $\mathbb{T} = \text{inj}_2 \text{ tt}$ 

 $\mathbb{B} \mathbb{B}^2 \mathbb{B}^3 : \mathbb{U}$ 
 $\mathbb{B} = \mathbb{1} +_u \mathbb{1}$ 
 $\mathbb{B}^2 = \mathbb{B} \times_u \mathbb{B}$ 
 $\mathbb{B}^3 = \mathbb{B} \times_u \mathbb{B}^2$ 

ctrl :  $\{A : \mathbb{U}\} \rightarrow (A \leftrightarrow A) \rightarrow \mathbb{B} \times_u A \leftrightarrow \mathbb{B} \times_u A$ 
ctrl  $c = \text{dist} \ ; (\text{id} \leftrightarrow \oplus (\text{id} \leftrightarrow \otimes c)) \ ; \text{factor}$ 

NOT :  $\mathbb{B} \leftrightarrow \mathbb{B}$ 
NOT = swap+

CNOT :  $\mathbb{B}^2 \leftrightarrow \mathbb{B}^2$ 
CNOT = ctrl NOT

TOFFOLI :  $\mathbb{B}^3 \leftrightarrow \mathbb{B}^3$ 
TOFFOLI = ctrl (ctrl NOT)

```

Although austere, this combinator-based language has the advantage of being more amenable to formal analysis for at least two reasons: (i) it is conceptually simple and small, and (ii) it has direct and evident connections to type theory and category theory. Indeed our solution for managing ancillae is inspired by the construction of *compact closed categories* [13]. These categories extend the monoidal categories [2,3,16] which are used to model many resource-aware (e.g., based on linear types) programming languages [4,14] (including Π) with a new type constructor that creates duals or inverses to existing types. This dual will be our fractional type.

4 First-Class Garbage Collectors

The main idea is to extend the Π terms with two combinators η and ϵ witnessing the isomorphism $A * 1/A = 1$. The names and types of these operations are inspired by compact closed categories which are extensions of the monoidal categories that model Π . Intuitively, η allows one, from “no information,” to create a pair of a value of type A and a value of type $1/A$. We interpret the latter value as a GC process specialized to collect the created value. Dually, ϵ applies the GC process to the appropriate value annihilating both.⁴

To make this idea work, several technical issues need to be dealt with. Most notably, we must exclude the empty type from this creation and annihilation

⁴ Another interesting interpretation is that these operations correspond to creation and annihilation of entangled particle/antiparticle pairs in quantum physics [17].

process. Otherwise, we would be able to prove that:

$$\begin{aligned} 1 &= 0 \times 1/0 && \text{by } \eta \\ &= 0 && \text{by } \textit{absorbr} \end{aligned}$$

The second important issues is to ensure that the GC process is specialized to collect a particular value. We therefore exploit ideas from dependent type theory to treat individual values as singleton types. More precisely, we extend the syntax of core *II* in Sec. 3 as follows:

$$\begin{array}{ll} \textit{Value types} & \tau ::= \dots \mid 1/v \\ \textit{Values} & v ::= \dots \mid \circ \\ \textit{Program types} & \tau \leftrightarrow \tau \\ \textit{Programs} & c ::= \dots \mid \eta_{v:t} : 1 \leftrightarrow (\tau \times 1/v) \mid \epsilon_{v:t} : (\tau \times 1/v) \leftrightarrow 1 \end{array}$$

For now, the core *II* language is simply extended with a new type $1/v$ which represents a GC process specialized to collect the value v . Since all relevant information is present in the type, at runtime, this GC process is represented using a trivial value denoted by \circ . The combinators η and ϵ are parameterized by the value v (and its type t) which serves two purposes. First it guarantees that the combinators operate on non-empty types, and second it fixes the type of the GC process. At this point, however, although the language guarantees that the GC process can only collect a particular value, the type system does not track the value created by η , nor does it predict the value that reaches ϵ . In other words, it is possible to write programs in which ϵ expects one value but is instead applied to another value. In this section, we will deal with such situations by including a runtime check in the formal semantics, and show how to remove it, via a safety proof, in the next section.

Our Agda formalization clarifies our semantics, with the new type as:

$$\mathbb{1}/_ : \{t : \mathbb{U}\} \rightarrow \llbracket t \rrbracket \rightarrow \mathbb{U}$$

The new combinators are defined as follows:

$$\begin{aligned} \eta : \{t : \mathbb{U}\} (v : \llbracket t \rrbracket) &\rightarrow \mathbb{1} \leftrightarrow t \times_u (\mathbb{1}/v) \\ \epsilon : \{t : \mathbb{U}\} (v : \llbracket t \rrbracket) &\rightarrow t \times_u (\mathbb{1}/v) \leftrightarrow \mathbb{1} \end{aligned}$$

The most relevant excerpt of the formal semantics is given below:

```

interp : {t1 t2 : U} → (t1 ↔ t2) → ⟦ t1 ⟧ → Maybe ⟦ t2 ⟧
interp swap* (v1 , v2) = just (v2 , v1)
interp (c1 ; c2) v = interp c1 v >>= interp c2
-- (elided)
interp (η v) tt = just (v , ∘)
interp (ε v) (v' , ∘) with v ?=u v'
... — yes _ = just tt
... — no _ = nothing

```

The interpreter either returns a proper value (`just ...`) or throws an exception `nothing`. The semantics of the core *II* combinators performs the appropriate

isomorphism and returns a proper value. At η , the v that parameterizes the combinator is used to create a new value v and a GC process specialized to collect it. By the time evaluation reaches ϵ , the value created by η may have undergone arbitrary transformations and is not guaranteed to be the value expected by the GC process. A runtime check is performed: if the value is the expected one, it is annihilated together with the GC process; otherwise an exception is thrown which is demonstrated in the following example which returns normally if given \mathbb{F} and otherwise throws an exception:

```

Ex :  $\mathbb{B} \leftrightarrow \mathbb{B}$ 
Ex =  $\text{uniti}_{*r} \mathbin{\text{\textcircled{;}}} (\text{id} \leftrightarrow \otimes \eta \mathbb{F}) \mathbin{\text{\textcircled{;}}}$ 
       $\text{assocl}_{*} \mathbin{\text{\textcircled{;}}} (\text{CNOT} \otimes \text{id} \leftrightarrow) \mathbin{\text{\textcircled{;}}} \text{assocr}_{*} \mathbin{\text{\textcircled{;}}}$ 
       $(\text{id} \leftrightarrow \otimes \epsilon \mathbb{F}) \mathbin{\text{\textcircled{;}}} \text{unite}_{*r}$ 

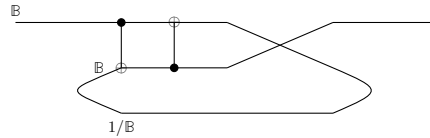
ExTest1 :  $\text{interp Ex } \mathbb{F} \equiv \text{just } \mathbb{F}$ 
ExTest1 = refl

ExTest2 :  $\text{interp Ex } \mathbb{T} \equiv \text{nothing}$ 
ExTest2 = refl

```

For future reference, we will call this language Π/D for the fractional extension of Π with a dynamic check. We illustrate the expressiveness of the language with two small examples. The Agda code for the examples is written in a style that reveals the intermediate steps for expository purposes.

The first circuit has one input and one output. Immediately after receiving the input, the circuit generates an ancilla wire and its corresponding GC process (first two steps in the Agda definition). The original input and the ancilla wire interact using two **CNOT** gates, after which the ancilla wire is redirected to the output (next three steps in the Agda code). Finally the original input is GC'ed (last two steps in the Agda code). The entire circuit is extensionally equivalent to the identity function but it does highlight an important functionality beyond scoped ancilla management: the allocated ancilla bit is redirected to the output and a completely different bit (with the proper default value) is collected instead.



$\text{id}' : \mathbb{B} \leftrightarrow \mathbb{B}$	
$\text{id}' = \mathbb{B}$	
$\leftrightarrow \langle \text{uniti}_{*r} \rangle$	$\mathbb{B} \times_u \mathbb{1}$
$\leftrightarrow \langle \text{id} \leftrightarrow \otimes \eta \mathbb{F} \rangle$	$\mathbb{B} \times_u (\mathbb{B} \times_u \mathbb{1} / \mathbb{F})$
$\leftrightarrow \langle \text{assocl}_{*} \rangle$	$(\mathbb{B} \times_u \mathbb{B}) \times_u \mathbb{1} / \mathbb{F}$
$\leftrightarrow \langle (\text{CNOT} \mathbin{\text{\textcircled{;}}} \text{CNOT}' \mathbin{\text{\textcircled{;}}} \text{swap}_{*}) \otimes \text{id} \leftrightarrow \rangle$	$(\mathbb{B} \times_u \mathbb{B}) \times_u \mathbb{1} / \mathbb{F}$
$\leftrightarrow \langle \text{assocr}_{*} \rangle$	$\mathbb{B} \times_u (\mathbb{B} \times_u \mathbb{1} / \mathbb{F})$
$\leftrightarrow \langle \text{id} \leftrightarrow \otimes \epsilon \mathbb{F} \rangle$	$\mathbb{B} \times_u \mathbb{1}$
$\leftrightarrow \langle \text{unite}_{*r} \rangle$	$\mathbb{B} \square$

The second example illustrates the manipulation of GC processes. A process for collecting a pair of values can be decomposed into two processes each collecting one of the values (and vice-versa):

```

rev× : {A B : U} → (a : [ A ]) (b : [ B ])
      → 1/ (a , b) ↔ 1/ a ×u 1/ b
rev× {A} {B} a b =
      1/ (a , b)
      ↔ ( unitl ; unitl ; assoc* )
          ( 1 ×u 1 ) ×u 1/ (a , b)
      ↔ ( η a ⊗ η b ) ⊗ id↔
          ((A ×u 1/ a) ×u (B ×u 1/ b)) ×u 1/ (a , b)
      ↔ ( shuffle ⊗ id↔ ) ; assoc*
          ( 1/ a ×u 1/ b ) ×u ((A ×u B) ×u 1/ (a , b))
      ↔ ( id↔ ⊗ ε (a , b) )
          ( 1/ a ×u 1/ b ) ×u 1
      ↔ ( uniter )
          1/ a ×u 1/ b □
where
  shuffle : {A B C D : U} → (A ×u B) ×u (C ×u D) ↔ (B ×u D) ×u (A ×u C)
  shuffle = (swap* ⊗ swap*) ; assoc* ;
            (id↔ ⊗ (assoc* ; (swap* ⊗ id↔) ; assoc*)) ;
            assoc*

```

5 Dependently-Typed Garbage Collectors

By lifting the scoping restriction, the development in the previous sections is already more general than the state of the art in ancilla management. It still shares the same limitation of needing a runtime check to ensure ancillae values are properly restored to their allocation value [21,10]. We now address this limitation using a combination of pointed types, singleton types, monads, and comonads.

5.1 Lifting Evaluation to the Type System

Before giving all the (rather involved) technical details, we highlight the main idea using the toy language below:

```

data T : Set where
  N : T
  B : T

[ ] : T → Set
[ N ] = N
[ B ] = Bool

data Fun : T → T → Set where
  square : Fun N N

```



```

isZero    : Fun N B
compose : {a b c : T} → Fun b c → Fun a b → Fun a c

eval : {a b : T} → Fun a b → [ a ] → [ b ]
eval square n = n * n
eval isZero 0 = true
eval isZero (suc _) = false
eval (compose g f) v = eval g (eval f v)

```

The toy language has two types (natural numbers and booleans) and two functions `square` and `isZero` and their compositions. Say we wanted to prove that `compose isZero square` always returns `false` when applied to a non-zero natural number. We can certainly do this proof in Agda (i.e., in the meta-language of our formalization) but we would like to do the proof within the toy language itself. The most important reason is that it can then be used within the language to optimize programs (or, for the case of Π/D , to remove a runtime check).

The strategy we adopt is to create a lifted version of the toy language with *pointed types* [20], i.e., types paired with a value of the type. In the lifted language, the evaluation function has an interesting type: it keeps track of the result of evaluation within the type:

```

data T• : Set where
  _#_ : (a : T) → (v : [ a ]) → T•

[ _ ]• : T• → Σ[ A ∈ Set ] A
[ T # v ]• = [ T ] , v

data Fun• : T• → T• → Set where
  lift : {a b : T} {v : [ a ]} → (f : Fun a b) → Fun• (a # v) (b # (eval f v))

```

This allows various properties of `compose isZero square` to be derived within the extended type system. For example:

```

test1 : Fun• (N # 3) (B # false)
test1 = lift (compose isZero square)

test2 : Fun• (N # 0) (B # true)
test2 = lift (compose isZero square)

test3 : ∀ {n} → Fun• (N # (suc n)) (B # false)
test3 = lift (compose isZero square)

```

The first two tests show that the type system can track exact concrete values. More interestingly, `test3` shows a property that holds for all natural numbers n ; its proof uses “symbolic” evaluation within the type system. In more detail, from the definition of `eval`, we see that `eval square (suc n)` produces `(suc n) * (suc n)`; by definition of multiplication, this is an expression with a leading `suc` constructor which is enough to determine that evaluating `isZero` on it yields `false`. This form of partial evaluation is quite expressive, and sufficient to allow to keep track of ancilla values throughout complex programs.

5.2 Pointed and Singleton Types: Π/\bullet

We now use the above idea to create a version of the Π language, which we call Π/\bullet , in which all types are pointed, i.e., for each type t some value v of type t is “in focus” $t \# v$. As the goal of the language is to keep track of fractional types, it is sufficient to inherit the multiplicative structure of Π . We also need a special kind of pointed type that includes just one value, a singleton type. The singleton types will allow the type system to track the flow of one particular value (the ancilla value), which is exactly what is needed to prove the safety of deallocation. We present the relevant definitions from our formalization and explain each:

```

Singleton : (A : Set) → (v : A) → Set
Singleton A v = ∃ (λ • → v ≡ •)

Recip : (A : Set) → (v : A) → Set
Recip A v = Singleton A v → ⊤

data •U : Set where
  _#_   : (t : U) → (v : [ t ]) → •U
  _×u_ : •U → •U → •U
  (|_)  : •U → •U
  •1/   : •U → •U

•[ _ ] : •U → Σ[ A ∈ Set ] A
•[ t # v ] = [ t ], v
•[ T1 ×u T2 ] = let (t1, v1) = •[ T1 ]
                  (t2, v2) = •[ T2 ]
                  in (t1 × t2), (v1, v2)
•[ (| T ) ] = let (t, v) = •[ T ] in Singleton t v, (v, refl)
•[ •1/ T ] = let (t, v) = •[ T ] in Recip t v, λ _ → tt

```

Given a set A with an element v , the singleton set containing v is the subset of A whose elements are equal to v . In Agda’s type theory, this is encoded using the `Singleton` type. For a given type A , and a value v of type A , the type `Singleton A v` is inhabited by a choice of point \bullet in A , along with a proof that v is equal to \bullet . In other words, it is possible to refer to a singleton value v using several distinct syntactic expressions that all evaluate to v . Put differently, any claim that a value belongs to the singleton type must come with a proof that this value is equal to v . The reciprocal type `Recip A v` consumes exactly this singleton value. The universe of pointed types $\bullet U$ contains plain Π types together with a selection of a value in focus; products of pointed types; singleton types; and reciprocal types. Note that the actual value in focus for reciprocals, i.e., the runtime value of a GC process, is a function that disregards its argument returning the constant value of the unit type. As we show, this is safe, as the type system prevents the GC process being applied to anything but the particular singleton value in question.

The combinators in the lifted language Π/\bullet consist of all the combinators in the core Π language together with their multiplicative structure. The types for η and ϵ are now specialized to guarantee safety of de-allocation as follows.

When applying η at a pointed type, the current witness value is put in focus in a singleton type and a GC process for that particular singleton type is created. To apply this process using ϵ the very same singleton value must be the current one.

```

data _o-o_ : •U → •U → Set where
-- lifting from plain II
•c      : {t1 t2 : U} {v : [ t1 ]} → (c : t1 ↔ t2) → t1 # v o-o t2 # (eval c v)
•times# : {t1 t2 : U} {v1 : [ t1 ]} {v2 : [ t2 ]}
        → ((t1 ×u t2) # (v1 , v2)) o-o ((t1 # v1) •×u (t2 # v2))
•#times : {t1 t2 : U} {v1 : [ t1 ]} {v2 : [ t2 ]}
        → ((t1 # v1) •×u (t2 # v2)) o-o ((t1 ×u t2) # (v1 , v2))
-- multiplicative structure (omitted)
-- monad / comonad
return  : {T : •U} → T o-o ( T )
extract : {T : •U} → ( T ) o-o T
-- eta/epsilon
η : (T : •U) → •1 o-o ( T ) •×u •1 / T
ε : (T : •U) → ( T ) •×u •1 / T o-o •1

```

The mediation between general pointed types and singleton types is done via `return` and `extract`, which form a dual monad/comonad pair, from which many structural properties can be derived: specifically a pair of singleton types is a singleton of the pair of underlying types, and a singleton of a singleton is the same singleton.

Proposition 1. $(\llbracket \cdot \rrbracket)$ is both an idempotent strong monad and an idempotent costrong comonad over pointed types.

Proof. The main insight needed is to define the functor $\bullet\text{Sing}_u$, the `tensor/cotensor`, and the `join/cojoin` (`duplicate`):

```

•Singu : {T1 T2 : •U} → (T1 o-o T2) → ( T1 ) o-o ( T2 )
•Singu {T1} {T2} c = extract •# c •# return

tensor : {T1 T2 : •U} → ( T1 ) •×u ( T2 ) o-o ( T1 •×u T2 )
tensor {T1} {T2} = (extract •⊗ extract) •# return

cotensor : {T1 T2 : •U} → ( T1 •×u T2 ) o-o ( T1 ) •×u ( T2 )
cotensor {T1} {T2} = extract •# (return •⊗ return)

join : {T1 : •U} → ( ( T1 ) ) o-o ( T1 )
join {T1} = extract

duplicate : {T1 : •U} → ( T1 ) o-o ( ( T1 ) )
duplicate {T1} = return

```

Like for the toy language, evaluation is reflected in the type system, and in this case we have the additional property that evaluation is reversible:

```

•eval : {T1 T2 : •U} → (C : T1 o-o T2) →
  let (t1 , v1) = •[ T1 ]; (t2 , v2) = •[ T2 ]
  in Σ (t1 → t2) (λ f → f v1 ≡ v2)

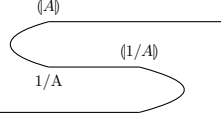
```

$$!_{\bullet} : \{A \ B : \bullet\mathbb{U}\} \rightarrow A \circ \circ B \rightarrow B \circ \circ A$$

The type of evaluation now states that given a combinator mapping pointed type T_1 to pointed type T_2 where T_i consists of an underlying type t_i and value v_i , evaluation succeeds if applying the combinator to v_1 produces v_2 . In other words, the result of evaluation is completely determined by the type system:

$$\begin{aligned} \text{Ex} &: \Sigma ((x : \llbracket B \rrbracket) \rightarrow \llbracket B \rrbracket) (\lambda f \rightarrow f \mathbb{F} \equiv \mathbb{T}) \\ \text{Ex} &= \bullet\text{eval} (\bullet\text{c NOT}) \end{aligned}$$

To summarize, if a combinator expects a singleton type, then it would only typecheck in the lifted language, if it is given the unique value it expects. A particularly intriguing instance of that situation is the following program:

$$\begin{aligned} \text{revrev} &: \{A : \bullet\mathbb{U}\} \rightarrow \bullet\mathbb{1} / (\bullet\mathbb{1} / A) \circ \circ \langle A \rangle \\ \text{revrev } \{A\} &= \bullet\text{uniti}_* \mathbb{I} \bullet \bullet \\ &\quad (\eta \ A \bullet \otimes \bullet\text{id} \leftrightarrow) \bullet \bullet \\ &\quad ((\bullet\text{id} \leftrightarrow \bullet \otimes \text{return}) \bullet \otimes \bullet\text{id} \leftrightarrow) \bullet \bullet \quad 1/(1/A) \\ &\quad \bullet\text{assocr}_* \bullet \bullet \\ &\quad \bullet\text{id} \leftrightarrow \bullet \otimes \epsilon (\bullet\mathbb{1} / A) \bullet \bullet \\ &\quad \bullet\text{unite}_* r \end{aligned}$$


The program takes a value of type $\bullet\mathbb{1} / (\bullet\mathbb{1} / A)$. This would be a GC process specialized to collect another GC process! By collecting this process, the corresponding singleton value is “rematerialized.” At runtime, there would be no information other than the functions that ignore their argument but the type system provides enough guarantees to ensure that this process is well-defined and safe.

5.3 Extraction of Safe Programs

By lifting programs and their evaluation to the type level, we can naturally leverage the typechecking process to verify properties of interest, including the safe de-allocation of ancillae. One “could” just forget about Π/D and instead use Π/\bullet as *the* programming language for ancilla management. Indeed the dual nature of proofs and programs is more and more exploited in languages like the one used to formalize this paper (Agda).

However, it is also often the case than constructive proofs are further processed to extract native efficient programs that eschew the overhead of maintaining information needed just for proof invariants. In our case, the question is whether we can extract from a Π/\bullet program, a program in Π/D that uses a simpler type system, a simpler runtime representation, and yet is guaranteed to be safe and hence can run without the runtime checks associated with de-allocation sites. In this section, we show that this indeed the case.

We demonstrate this by constructing an extraction map from the syntax of Π/\bullet to Π/D . This is fully implemented in the underlying Agda formalization,

but we present the most significant highlights. There are three important functions whose signatures are given below:

$$\begin{aligned}
\text{Ext}\mathbb{U} &: \bullet\mathbb{U} \rightarrow \Sigma[t \in \mathbb{U}D] [t]D \\
\text{Ext}\circ\circ &: \forall \{t_1 \ t_2\} \rightarrow t_1 \circ\circ t_2 \rightarrow \text{let } (s_1, w_1) = \text{Ext}\mathbb{U} \ t_1 \\
&\quad (s_2, w_2) = \text{Ext}\mathbb{U} \ t_2 \\
&\quad \text{in } s_1 \leftrightarrow D \ s_2 \\
\text{Ext}\equiv &: \forall \{t_1 \ t_2\} \rightarrow (c : t_1 \circ\circ t_2) \\
&\rightarrow \text{interp } (\text{Ext}\circ\circ \ c) \ (\text{proj}_2 \ (\text{Ext}\mathbb{U} \ t_1)) \equiv \text{just } (\text{proj}_2 \ (\text{Ext}\mathbb{U} \ t_2))
\end{aligned}$$

The function $\text{Ext}\mathbb{U}$ maps a Π/\bullet type to a Π/D type and a value in the type. The function $\text{Ext}\circ\circ$ maps a Π/\bullet combinator to a Π/D combinator, whose types are fixed by $\text{Ext}\mathbb{U}$. And finally, the function $\text{Ext}\equiv$ asserts that the extracted code cannot throw an exception (it must return a **just** value).

Each of these functions has one or two enlightening cases which we explain below. In Π/D the fractional type expresses that it expects a particular value but lacks any mechanisms to enforce this requirement. Thus we have no choice when mapping a fractional type from Π/\bullet to Π/D but to use the $\mathbb{1}/v$ type with the trivial value:

$$\text{Ext}\mathbb{U} \ (\bullet\mathbb{1}/T) = \text{let } (t, v) = \text{Ext}\mathbb{U} \ T \\
\text{in } \mathbb{1}/v, \odot$$

When mapping Π/\bullet combinators to Π/D combinators, the main interesting cases are for η and ϵ . In each of those, we use the values from the pointed type as choices for the ancilla value, and the expectation for the GC process respectively:

$$\begin{aligned}
\text{Ext}\circ\circ \ (\eta \ T) &= \eta \ (\text{proj}_2 \ (\text{Ext}\mathbb{U} \ T)) \\
\text{Ext}\circ\circ \ (\epsilon \ T) &= \epsilon \ (\text{proj}_2 \ (\text{Ext}\mathbb{U} \ T))
\end{aligned}$$

Finally we can prove the correctness of extraction. The punchline is in the following case:

$$\begin{aligned}
&\text{Ext}\equiv \ (\epsilon \ T) \text{ with } (\text{proj}_2 \ (\text{Ext}\mathbb{U} \ T)) \stackrel{?}{=} \text{proj}_2 \ (\text{Ext}\mathbb{U} \ T) \\
&\dots \text{ — yes } p = \text{refl} \\
&\dots \text{ — no } \neg p = \perp\text{-elim } (\neg p \ \text{refl})
\end{aligned}$$

Here, the singleton type in Π/\bullet guarantees that the runtime check cannot fail!

5.4 Example

This new language not only allows us to *verify* circuits but also allows us to merge verification with programming. To clarify this idea, we show how to implement a 4-bit Toffoli gate using proper ancilla management while at the same time proving its correctness.

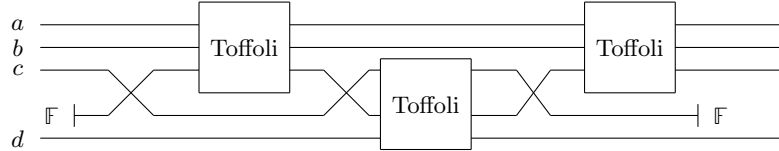
We start with verification of the Toffoli gate implementation we have in Sec. 3 in Π/\bullet using pattern matching:

$$\begin{aligned}
\bullet\text{times}\#^3 &: \forall \{t_1 \ t_2 \ t_3 \ v_1 \ v_2 \ v_3\} \\
&\rightarrow ((t_1 \times_u (t_2 \times_u t_3)) \# (v_1, v_2, v_3)) \\
&\quad \circ\circ ((t_1 \# v_1) \bullet \times_u (t_2 \# v_2) \bullet \times_u (t_3 \# v_3)) \\
\bullet\text{times}\#^3 &= \bullet\text{times}\# \bullet\# \bullet\text{id} \leftrightarrow \bullet\otimes \bullet\text{times}\# \\
\bullet\#\text{times}^3 &: \forall \{t_1 \ t_2 \ t_3 \ v_1 \ v_2 \ v_3\} \\
&\rightarrow ((t_1 \# v_1) \bullet \times_u (t_2 \# v_2) \bullet \times_u (t_3 \# v_3)) \\
&\quad \circ\circ ((t_1 \times_u (t_2 \times_u t_3)) \# (v_1, v_2, v_3)) \\
\bullet\#\text{times}^3 &= \bullet\text{id} \leftrightarrow \bullet\otimes \bullet\#\text{times} \bullet\# \bullet\#\text{times} \\
\bullet\text{TOFFOLI} &: \forall \{a \ b \ c\} \rightarrow (\mathbb{B} \# a \bullet \times_u \mathbb{B} \# b \bullet \times_u \mathbb{B} \# c) \\
&\quad \circ\circ (\mathbb{B} \# a \bullet \times_u \mathbb{B} \# b \bullet \times_u \mathbb{B} \# ((a \ \& \ b) \wedge c)) \\
\bullet\text{TOFFOLI} &= \bullet\#\text{times}^3 \bullet\# \bullet\text{TOFFOLI}' \bullet\# \bullet\text{times}\#^3 \\
\text{where} \\
\text{TOFFOLI}' &: \forall \{a \ b \ c\} \rightarrow (\mathbb{B}^3 \# (a, b, c) \circ\circ (\mathbb{B}^3 \# (a, b, ((a \ \& \ b) \wedge c))) \\
\text{TOFFOLI}' \{F\} \{F\} \{c\} &= \bullet c \text{ TOFFOLI} \\
\text{TOFFOLI}' \{F\} \{T\} \{c\} &= \bullet c \text{ TOFFOLI} \\
\text{TOFFOLI}' \{T\} \{F\} \{c\} &= \bullet c \text{ TOFFOLI} \\
\text{TOFFOLI}' \{T\} \{T\} \{F\} &= \bullet c \text{ TOFFOLI} \\
\text{TOFFOLI}' \{T\} \{T\} \{T\} &= \bullet c \text{ TOFFOLI}
\end{aligned}$$

Since we use the same implementation in all the cases so it does not matter which value we use to instantiate extraction:

$$\begin{aligned}
\text{ExtEq} &: \text{Ext} \circ\circ (\bullet\text{TOFFOLI} \{F\} \{F\} \{F\}) \equiv \text{Ext} \circ\circ (\bullet\text{TOFFOLI} \{T\} \{T\} \{T\}) \\
\text{ExtEq} &= \text{refl}
\end{aligned}$$

Using this as building block we can use Toffoli's construction [22] to construct 4-bit Toffoli gate using an additional ancilla bit:



The code is written in a conventional Π/D style except for the pervasive lifting to pointed types:

$$\begin{aligned}
\bullet\text{TOFFOLI}_4 &: \forall \{a \ b \ c \ d\} \rightarrow \\
&(\mathbb{B} \# a \bullet \times_u \mathbb{B} \# b \bullet \times_u \mathbb{B} \# c \bullet \times_u \mathbb{B} \# d) \circ\circ \\
&(\mathbb{B} \# a \bullet \times_u \mathbb{B} \# b \bullet \times_u \mathbb{B} \# c \bullet \times_u \mathbb{B} \# (((a \ \& \ b) \ \& \ c) \wedge d)) \\
\bullet\text{TOFFOLI}_4 &= \\
&\bullet\text{assocl}_* \bullet\# \\
&(((\bullet\text{uniti}_* \bullet\# (\bullet\text{id} \leftrightarrow \bullet\otimes (\eta (\mathbb{B} \# F) \bullet\# (\text{extract} \bullet\otimes \bullet\text{id} \leftrightarrow)))) \bullet\otimes \bullet\text{id} \leftrightarrow) \\
&\bullet\# \\
&(((\bullet\text{assocl}_* \bullet\# ((\bullet\text{assocr}_* \bullet\# \bullet\text{TOFFOLI}) \bullet\otimes \bullet\text{id} \leftrightarrow) \bullet\# \text{shuffle}) \bullet\otimes \bullet\text{id} \leftrightarrow) \\
&\bullet\# \\
&\bullet\text{assocr}_* \bullet\# (\bullet\text{id} \leftrightarrow \bullet\otimes \bullet\text{TOFFOLI}) \bullet\# \bullet\text{assocl}_* \\
&\bullet\# \\
&((\text{shuffle} \bullet\# ((\bullet\text{TOFFOLI} \bullet\# \bullet\text{assocl}_*) \bullet\otimes \bullet\text{id} \leftrightarrow) \bullet\# \bullet\text{assocr}_*) \bullet\otimes \bullet\text{id} \leftrightarrow)
\end{aligned}$$

```

•?
(((•id↔ •⊗ ((return •⊗ •id↔) •? ∈ (B # F))) •? •unite*r) •⊗ •id↔)
•?
•assocr*

where
shuffle : ∀ {A B C D} →
  (A •×u B •×u C) •×u D ⇔ (A •×u B •×u D) •×u C
shuffle = •assocr* •? (•id↔ •⊗ (•assocr* •? (•id↔ •⊗ •swap*))) •?
  (•id↔ •⊗ •assoel*) •? •assoel*

```

With this construction however, we can verify that the circuit satisfies the specification of 4-bit Toffoli gate and the ancilla bit is correctly garbage collected without pattern matching. And using the extraction mechanism, we obtain a fully verified 4-bit Toffoli gate in Π/D :

```

TOFFOLI4 : B4 ↔ B4
TOFFOLI4 = Ext⇔ (•TOFFOLI4 {F} {F} {F} {F})

```

Note that, as the type has shown our implementation is independent of any input so it does not matter which value we use to instantiate the extraction:

```

TOFFOLI4Test1 : interp TOFFOLI4 (F , F , F , F) ≡ just (F , F , F , F)
TOFFOLI4Test1 = refl

TOFFOLI4Test2 : interp TOFFOLI4 (T , T , T , F) ≡ just (T , T , T , T)
TOFFOLI4Test2 = refl

```

6 Conclusion

We have introduced, in the context of reversible languages, the concept of fractional types as descriptions of specialized GC processes. Although the basic idea is rather simple and intuitive, the technical details needed to reason about individual values are somewhat intricate. The use of fractional types, however, enables a complete elegant type-based solution to the management of ancilla values in reversible programming languages.

References

1. Aaronson, S., Grier, D., Schaeffer, L.: The Classification of Reversible Bit Operations. In: Papadimitriou, C.H. (ed.) 8th Innovations in Theoretical Computer Science Conference (ITCS 2017). Leibniz International Proceedings in Informatics (LIPIcs), vol. 67, pp. 23:1–23:34. Schloss Dagstuhl–Leibniz-Zentrum fuer Informatik, Dagstuhl, Germany (2017)
2. Bénabou, J.: Catégories avec multiplication. C. R. de l'Académie des Sciences de Paris **256**(9), 1887–1890 (1963)

3. Bénabou, J.: Algèbre élémentaire dans les catégories avec multiplication. *C. R. Acad. Sci. Paris* **258**(9), 771–774 (1964)
4. Benton, P.N.: A mixed linear and non-linear logic: Proofs, terms and models. In: *International Workshop on Computer Science Logic*. pp. 121–135. Springer (1994)
5. Bowman, W.J., James, R.P., Sabry, A.: Dagger Traced Symmetric Monoidal Categories and Reversible Programming. In: *RC* (2011)
6. Carette, J., Sabry, A.: Computing with Semirings and Weak Rig Groupoids. In: *ESOP. Lecture Notes in Computer Science*, vol. 9632, pp. 123–148. Springer (2016)
7. Fiore, M.P., Di Cosmo, R., Balat, V.: Remarks on isomorphisms in typed calculi with empty and sum types. *Annals of Pure and Applied Logic* **141**(1-2), 35–50 (2006)
8. Fiore, M.: Isomorphisms of generic recursive polynomial types. In: *POPL*. pp. 77–88. ACM (2004)
9. Fredkin, E., Toffoli, T.: Conservative logic. *International Journal of Theoretical Physics* **21**(3), 219–253 (1982)
10. Green, A.S., Lumsdaine, P.L., Ross, N.J., Selinger, P., Valiron, B.: Quipper: A scalable quantum programming language. In: *Proceedings of the 34th ACM SIGPLAN Conference on Programming Language Design and Implementation*. pp. 333–342. *PLDI '13*, ACM, New York, NY, USA (2013)
11. James, R.P., Sabry, A.: Information effects. In: *POPL*. pp. 73–84. ACM (2012)
12. James, R.P., Sabry, A.: Isomorphic interpreters from logically reversible abstract machines. In: *RC* (2012)
13. Kelly, G.M.: Many-variable functorial calculus. i. In: *Coherence in categories*, pp. 66–105. Springer (1972)
14. Krishnaswami, N.R., Pradic, P., Benton, N.: Integrating dependent and linear types. *POPL 2015* (2015)
15. Laplaza, M.L.: Coherence for distributivity. In: Kelly, G., Laplaza, M., Lewis, G., Mac Lane, S. (eds.) *Coherence in Categories*, *Lecture Notes in Mathematics*, vol. 281, pp. 29–65. Springer Verlag, Berlin (1972)
16. MacLane, S.: Natural associativity and commutativity. *Rice Institute Pamphlet-Rice University Studies* **49**(4) (1963)
17. Panangaden, P., Paquette, É.: A Categorical Presentation of Quantum Computation with Anyons, pp. 983–1025. Springer Berlin Heidelberg, Berlin, Heidelberg (2011)
18. Rose, E.: Arrow: A Modern Reversible Programming Language. Oberlin College (2015), <https://books.google.com/books?id=sX1vnQAACAAJ>
19. Sparks, Z., Sabry, A.: Superstructural reversible logic. In: *3rd International Workshop on Linearity* (2014)
20. The Univalent Foundations Program: Homotopy Type Theory: Univalent Foundations of Mathematics. <http://homotopytypetheory.org/book>, Institute for Advanced Study (2013)
21. Thomsen, M.K., Kaarsgaard, R., Soeken, M.: Ricercar: A language for describing and rewriting reversible circuits with ancillae and its permutation semantics. In: Krivine, J., Stefani, J.B. (eds.) *Reversible Computation*. pp. 200–215. Springer International Publishing, Cham (2015)
22. Toffoli, T.: Reversible computing. In: *Proceedings of the 7th Colloquium on Automata, Languages and Programming*. pp. 632–644. Springer-Verlag (1980)
23. Yokoyama, T., Glück, R.: A reversible programming language and its invertible self-interpreter. In: *PEPM*. pp. 144–153. ACM (2007)

This figure "trace.png" is available in "png" format from:

<http://arxiv.org/ps/2002.07020v1>