

Privaros: A Framework for Privacy-Compliant Drones

Rakesh Rajan Beck*

Abhishek Vijeev*

Vinod Ganapathy

Department of Computer Science and Automation
Indian Institute of Science, Bangalore
{rakeshbeck, abhishekvijeev, vg}@iisc.ac.in

Abstract

We present Privaros, a framework to enforce privacy policies on drones. Privaros is designed for commercial delivery drones, such as the ones that will likely be used by Amazon Prime Air. Such drones visit a number of host airspaces, each of which may have different privacy requirements. Privaros provides an information flow control framework to enforce the policies of these hosts on the guest delivery drones. The mechanisms in Privaros are built on top of ROS, a middleware popular in many drone platforms. This paper presents the design and implementation of these mechanisms, describes how policies are specified, and shows that Privaros’s policy specification can be integrated with India’s Digital Sky portal. Our evaluation shows that a drone running Privaros can robustly enforce various privacy policies specified by hosts, and that its core mechanisms only marginally increase communication latency and power consumption.

1 Introduction

Over the past few years, there has been a rapid increase in the availability and ownership of end-user drones. Drones are now available for a few hundred dollars and widely used by hobbyists. Commercial operators such as Amazon are also planning to use fleets of drones for delivery. The US Federal Aviation Administration forecast report (2019-2039) [1] predicts over 1.39 million hobbyist and 853,000 commercial drones by 2023.

Despite the novel applications enabled by drones, the lack of tight regulations surrounding their use has led to a plethora of security and privacy problems. Incidents involving drones range from potential drone/aircraft collisions and near-misses [73], drone-sightings causing airport closures [6], to smuggling [15] and assassination attempts [33]. While “rogue” drones cause such security and safety-related problems, benign drones, *e.g.*, those that may be used for package delivery, also raise serious privacy concerns. Drones are equipped with a variety of sensors (cameras, GPS, Lidar, *etc.*) for navigation. The sensors on board the drone can be used to capture pictures or video footage, map a sensitive location or a building. Addressing the entire gamut of security and privacy problems posed by drones requires a mix of new regulations (*e.g.*, to ensure that drones are registered with the aviation authority and have an identity), technology, and law enforcement (*e.g.*, to detect [24, 9, 46, 55, 10, 11, 62] and capture rogue drones).

In this paper, we present **Privaros**, a framework that allows *host airspaces* to ensure that *guest drones* entering them are compliant with privacy-policies determined by the hosts. For example, in our model, a host can specify a policy that requires any guest drone that enters its airspace to refrain from wirelessly

*The first two authors contributed equally to the work.

transmitting or locally storing (*e.g.*, in an on-board SD card) any images or video that it captures when within the host’s airspace. Privaros enhances the drone software stack with mechanisms that allow guest drones to enforce host-specified privacy policies and prove to the host that they are in compliance (using hardware-based attestations).

We have designed Privaros specifically with a focus on delivery drones. These drones are operated by fleet operators (*e.g.*, Amazon) that have reputations to protect and, by corollary, have no incentives to operate rogue drones. Thus, we can assume that such drones have an identity (*e.g.*, a public key) that is registered with the aviation authority, are equipped with the Privaros-enhanced software stack, and have associated trusted hardware that makes remote attestation possible. Making these assumptions allows us to focus on the key challenges in building the policy-compliance mechanisms for drones without rightaway having to consider other critical issues, *e.g.*, on how to issue identity to drones and on how to deal with rogue drones. While central to an end-to-end treatment of privacy with drones, these issues involve developing regulations and evolving new law-enforcement methods that are outside the scope of this paper. Our work focuses on delivery drones because their usage model implies that the above assumptions hold. Our work also gels well with the policies being developed by various countries, notably India’s Digital Sky [26, 27, 28], which provides guidelines for drone operators in India.

Privaros models the problem of enforcing host-specified privacy policies as one of controlling information flow between applications and sensors on the guest drone. A host’s privacy policy is converted to restrictions on how information captured by the drone’s sensors is consumed by other applications on board the drone. For the example policy discussed earlier, Privaros can ensure that the video feed from the camera is available to image-processing/vision applications and to the navigation software, but cannot be sent to local storage or to the wireless transmitter.

Privaros is built on top of the Robot Operating System [50, 53, 54] (ROS version 2¹), a popular middleware used by a number of drones (*e.g.*, various models sold by DJI, 3DR, Parrot, Gaitech, Erle, BitCraze, Skybotix) and other robotics systems. A key reason for our choice to base Privaros atop ROS was its rich support for applications written in a variety of languages, including Python and C++. ROS provides the abstractions to transparently execute a variety of applications on any drone hardware platform that runs ROS, and also interacts with the navigation control software. A rich application ecosystem has evolved around ROS and the market for platforms that use ROS is expected to grow to \$402.7 million by 2026 [51]. Privaros can therefore directly benefit drone operators that tap into the ROS application ecosystem.

Privaros enhances the ROS software stack by adding the ability to enforce information flow restrictions between ROS applications. Privaros overcomes a few challenges unique to the ROS platform. Traditional information-flow control systems typically treat network end-points as sinks and stop propagating information at the sink (*e.g.*, [34]). Unfortunately, this approach does not work on ROS, which is built as a publish/subscribe system. ROS applications publish or subscribe to certain *topics*. ROS simply acts as a matchmaker that pairs publishers and subscribers, following which the pair of applications communicate directly with each other over network sockets. Privaros works in this publish-subscribe regime where communication over network sockets is the norm.

While ROS applications typically communicate via the publish/subscribe mechanism, they can also communicate directly via other operating system (OS) abstractions, such as raw sockets, shared memory, pipes, and the file system. For example, a pair of applications can bypass the ROS-based publish/subscribe matchmaking mechanism, and directly establish socket connections for communication. While ROS has visibility into the publish/subscribe system and can reason about applications that initiate communication using this system, it cannot reason about low-level communication via OS abstractions. As a result, it is in-

¹Unless otherwise noted, uses of the term “ROS” in this paper reference ROS version 2 [54], which deviates significantly in design from ROS version 1 [53].

sufficient to build Privaros by modifying ROS alone. Privaros instead uses a defense-in-depth approach that enforces policies at the ROS layers for applications that use publish/subscribe, but also incorporates operating system (OS) kernel-level modifications to enforce mandatory access-control restrictions on applications that communicate directly via OS abstractions or bypass ROS. Section 3 elaborates on the mechanisms in Privaros.

To show that drones using Privaros can readily be adopted once regulations are in place, we integrate Privaros’s policy specification interface with the front-end offered by the Digital Sky portal [26]. This interface allows drone operators to specify the regions to which they intend to fly and obtain the permission to fly from India’s Directorate General of Civil Aviation (DGCA). While the current intent of Digital Sky’s interface is to prohibit drones from flying over so-called “red-zones” (*e.g.*, military establishments or other sensitive areas), we show that the same interface can be used to upload the privacy policies of all the host airspaces that the drone will visit during its delivery run (Section 4). As a result, we hope that Privaros can be readily adopted without invasive changes to a regulatory platform that is already in place.

For our experiments, we ran the Privaros-enhanced software stack on an NVidia Jetson TX2 board [61]. We chose this platform because its firmware can easily be reflashed with Privaros (unlike off-the-shelf drones, which are often closed platforms), and also because it offers a programmable trusted-execution environment (TEE) based on the ARM TrustZone [5]. Commercially-available drones do not yet have the kind of hardware support to enable remote attestations by hosts. However, we note that such trusted hardware support has already been proposed as part of the regulations in Digital Sky [28]. Drone manufacturers will thus have to provide trusted hardware in the near future to sell and operate drones in India. Our evaluation (Section 5) shows that Privaros robustly enforces privacy policies. Furthermore, Privaros’s core mechanisms only introduce low runtime performance overheads in terms of communication latency and power consumption on the drone.

To summarize our contributions:

- We motivate the problem of enforcing host-specified privacy policies on guest delivery drones and discuss the shortcomings of existing methods to enforce such policies;
- We present Privaros, a set of new mechanisms added to ROS and the underlying OS to enforce such policies;
- We show how the policy specification for Privaros can be integrated with the Digital Sky interface; and
- We present a robustness and security evaluation of Privaros on an NVidia Jetson TX2 board, showing that its overheads are low enough for practical use.

2 Background and Threat Model

In this section, we present ① examples of the kinds of policies that we consider in this paper; ② background on the regulations that have already been proposed by Indian aviation authorities, and ③ our threat model.

Example policies. A host airspace may wish to impose a variety of policies on guest drones:

- ① **PROCESSLOCALLY.** Autonomously-navigated drones capture images or video of their surroundings. These images/video are processed on-board by a computer vision application to detect obstacles that they must fly around. A host may wish to ensure that the images/video captured by such a drone are only used by the computer vision application, which in turn communicates this information only to the navigation board. In particular, the images/video must not be transmitted outside the drone via its network interfaces. They should also not be stored in the drone’s filesystem for retrieval by the drone operator at a later point in time.
- ② **BLUREXPORTEDIMAGES.** A large majority of drones available today are controlled by a ground-based

operator. These drones transmit a video feed from the drone to the operator (called the *first person view*) who navigates the drone manually, often with visual line of sight. Alternatively, one could imagine an autonomously-navigated drone that transmits its video feed to a cloud-based server for obstacle detection, and obtains its navigation decisions from this server. For such drones, it is impractical for hosts to impose the `PROCESSLOCALLY` policy. Hosts may instead wish to ensure that the video feed exported from the drone is scrubbed to remove sensitive information. For example, the host may require the video feed to be processed by an on-board application (vetted by the host) that blurs peoples' faces and car registration plates that appear in the video feed (*e.g.*, as is done in images published in Google Street View).

③ **USEDRONELANES.** The host may require guest drones to fly only within designated *drone lanes* to ensure safety and privacy. In a campus or university setting, for instance, campus security may identify drone lanes that are away from sensitive installations within the campus. Localities in a city may likewise identify drone lanes that border public spaces at a comfortable distance away from private homes.

These policies have been discussed in prior work [64, 36], but are by no means a comprehensive listing of policies that Privaros can enforce. AliDrone [36] enforces `USEDRONELANES` by providing proof-of-alibi; it securely logs GPS coordinates using trusted hardware for later verification. Vijeev *et al.*'s [64] vision paper outlines information flow control to enforce all three policies. This paper is an in-depth exploration of Vijeev *et al.*'s approach, and presents the challenges in the design and implementation of Privaros atop ROS. Section 6 elaborates on how this paper compares with and builds upon prior work.

Digital Sky. The Digital Sky platform is a set of regulations [27, 28] and supporting computing infrastructure [26] that India's aviation authority (DGCA) is using to formulate its drone policy. A first set of regulations [27] was adopted on December 1, 2018 as part of the Civil Aviation Regulations, and the policy continues to evolve. Aimed primarily at drone operators, the Digital Sky portal [26] provides interfaces for authorized users (*e.g.*, licensed commercial drone operators) to register the identity of their drones with DGCA, and obtain permission to fly before each delivery run.

Digital Sky's policy is focused on ensuring safety and security. For example, Digital Sky allows operators to specify the geographic region over which they intend to fly using a visual map-based interface. This information is sent to a back-end server, which checks whether the region intersects any red-zones (*e.g.*, sensitive military installations), which are no-fly zones. The proposed flight path may also intersect airspaces that impose altitude restrictions. Drones are not allowed to fly above a certain altitude as they approach an airport, for instance, and the permitted altitude reduces as the drone approaches the airport (thereby imposing a conical exclusion zone centred at the airport).

One of the centrepieces of Digital Sky's proposal to enforce these restrictions is *No-permission No-takeoff* (NPNT). With NPNT, the DGCA server would review the drone's flight path and issue a permission artifact, digitally-signed by the aviation authority. This permission artifact is sent to the drone, and the drone is permitted to fly only after validating the digitally-signed permission artifact.

Finally, Digital Sky certifies drones at various levels [28, Page 39], based on the hardware capabilities of the drone. A level 0-certified drone stores cryptographic artifacts pertaining to its identity (*i.e.*, its public/private key pair) completely within software. A level 1-certified drone must have a hardware-based TEE to store the drone's private keys, perform attestations, and perform NPNT validation and enforcement. Level 1-certified drones are robust to attacks on the drone's software stack because they offer a hardware-only TCB.

Privaros aims to build upon the basic protections offered by Digital Sky by providing fine-grained policy enforcement within the drone. Privaros allows enforcement of policies such as `PROCESSLOCALLY`, `BLUREXPORTEDIMAGES` and `USEDRONELANES` that are beyond the current scope of Digital Sky.

Threat model. As previously discussed, Privaros is tailored for delivery drones or other settings where the

drone fleet operator has no overt intent to cheat, and may face penalties for doing so. The goal of the drone is to comply with privacy policies of host airspaces, which may differ based on the host. Although drone operators are trusted, we assume that the software on the drone itself may have been compromised by a rogue employee who covertly reflashes the drone’s software or installs malware on it. We therefore require guest drones to attest their software stack to host airspaces. Our trusted-computing base (TCB) consists of ROS and the OS, both of which Privaros modifies to add its policy-enforcement mechanisms. The goal of attesting the drone is to ensure that the TCB is untampered. Applications running on top of Privaros are not trusted and could be malicious in intent.

To enable attestations, we assume that each drone is equipped with a hardware TEE (*i.e.*, a level 1-certified drone in Digital Sky terminology) that stores the drone’s private key. The drone’s public key serves as its identity to hosts and the aviation authority. The hardware TEE enables features like secure boot and attestations in response to challenges from hosts or the aviation authority. We have implemented Privaros on a hardware platform that has a TEE based on ARM TrustZone [5] based TEE. However, Privaros only requires a TEE to attest the software stack (in the standard way [57]) and its design does not currently leverage many other features of the TrustZone (*e.g.*, peripheral partitioning across worlds). It can therefore be adapted to any hardware TEE design that drone vendors evolve in response to Digital Sky regulations.

A single drone typically has multiple compute platforms. For example, a *flight control board* (such as Pixhawk [47]) runs the autopilot software (such as Ardupilot [4] or PX4 [49], running on top of a real-time operating system such as ChibiOS [13]) and interacts with a *companion board* (that typically uses an ARM-based processor) that runs applications. We assume that attestations provided by the drone cover the software running on *all* these compute platforms. This could be implemented with a single *master* board (*i.e.*, the registered flight module whose identity is provided to the aviation authority) obtaining local attestations from all *slave* boards, and providing a consolidated attestation to an external entity such as a host. Digital Sky requires all master-slave communications to be encrypted with 128-bit symmetric keys, at minimum [28, Page 39]. For now, we only obtain attestations from the companion board that executes Privaros. This is primarily because flight control boards are not currently equipped with hardware TEEs, although they are likely to evolve to be equipped as such.

By corollary, our threat model excludes physical attacks that attempt to bypass the mechanisms of Privaros. For example, a rogue employee could attempt to bypass Privaros by clipping on a remote-controlled camera with in-built networking that is not connected as a sensor to the compute platform running Privaros. To an extent, some of these attacks can be mitigated with regulatory compliance checks by the trusted drone fleet operator. For example, the fleet operator can put procedures in place to perform an automated physical check of the drone before it flies out of the warehouse on its delivery run to ensure that no unauthorized peripherals are clipped or taped onto the drone.

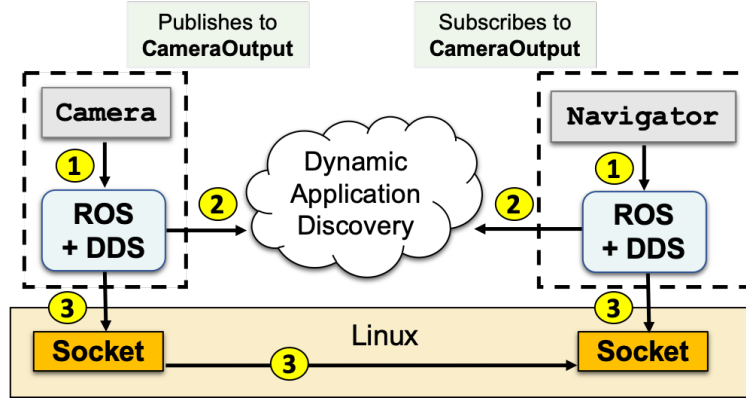
Privaros provides the ability to control information flows between applications that process sensor data. However, it is well-known that information flow control (*e.g.*, based on label tracking) is a not perfect mechanism. It cannot protect against applications attempting to communicate with each other via covert timing or storage channels. We also exclude such covert channel-based attacks from our threat model.

3 Policy Enforcement Mechanism

This section presents the details of the policy enforcement mechanism in Privaros. Section 4 will describe how policies are specified and communicated to the drone.

Message format for topic CamOutput		
uint32	height	# image height
uint32	width	# image width
string	encoding	# encoding of pixels
uint32	step	# row length
uint8[]	data	# actual image matrix (step*height)

Figure 1: Example declaration of message format in ROS. To send messages, an application uses a topic name (say **CamOutput) to refer to the message stream, and publishes messages in this format under that topic name.**



① Every application on ROS links against the library. The dotted lines show the process boundary. An application registers its topics via the ROS library; ② A decentralized protocol discovers and identifies applications with matching topics; ③ ROS sets up socket communication via the underlying OS for the applications to communicate.

Figure 2: Establishing communication between a publisher and subscriber.

3.1 ROS

Privaros enhances ROS and the underlying OS, and mediates the actions of all the applications running on the drone. As discussed in our threat model, drone applications are typically executed on a companion board. This is standard in all ROS-based platforms. The flight-control board and the sensors connected to it communicate with applications on the companion board using the MAVLink protocol [38]. Applications receive and process data from drone sensors and can also communicate with each other. For example, the output of the camera can be processed by an image-processing pipeline to detect obstacles. In turn, the output from this pipeline may be processed by a navigation application that then sends control commands to the flight-control board over MAVLink. Privaros aims to control inter-application communication based on the host’s privacy policies.

ROS primarily uses a publish/subscribe model to facilitate application communication. The publish/subscribe mechanism in ROS is built using the Data Distribution Service (DDS) [56, 16], an open middleware standard created for real-time and embedded systems. ROS enables asynchronous communication between applications while decoupling spatial and temporal concerns, *i.e.*, applications don’t need to know where other applications that they communicate with reside (they can even run on a different drone), and applications can exchange information even if they are not simultaneously running. Applications publish or subscribe to one or more *topics*, identified by a topic name. Topics also have associated types that specify how the messages published under that topic must be parsed. Figure 1 presents an example of how an application would specify a ROS topic (in this case, an image). The fields shown in the topic declaration are the various data members published under that topic.

ROS uses the DDS protocol to match publishers with subscribers based on topic. At the application level, the abstraction presented is one of publishing messages to a bus, which are delivered to all subscribers

of the bus. Figure 2 illustrates how this abstraction is implemented. When ROS starts an application that subscribes to a topic, it checks which applications publish to that topic; DDS implements a decentralized protocol for application discovery. If it identifies a publisher, it sets up a network socket for the publisher and subscriber to directly communicate with each other. ROS is built to support distributed robotics platforms, so a publisher and subscriber application need not necessarily run on the same physical machine. However, if they do, ROS may choose to optimize their communication using shared memory instead of sockets. Applications that exclusively use the ROS API for communication remain oblivious to the means of communication (sockets, shared memory) that ROS uses to establish communication. The ROS library, which applications are linked with, transparently marshals and unmarshals data beneath the application layer, thereby exposing a simple publish/subscribe API at the application layer.

We use a *communication graph* to represent the flow of messages between applications on a ROS system. The nodes of this graph represent ROS applications while edges denote topic names. Note that each application can publish or subscribe to multiple topics. We present examples of communication graphs later in this section (Figure 4).

3.2 Existing Security Mechanisms in ROS

In its most basic incarnation, ROS does not offer security. Applications have no means to authenticate each other and messages between applications are exchanged in the clear. This leads to a number of attacks [18, 17, 52, 39, 30, 65] that compromise message confidentiality (*e.g.*, snooping on messages), data integrity (*e.g.*, false data injection) and sender integrity (*e.g.*, by impersonating an application).

ROS does not impose restrictions on the topics to which an application can publish or subscribe. This leads to situations where an application can publish a synthetic image feed with the same topic name as the real camera (say, `CamOutput` is the topic name). Applications that subscribe to the `CamOutput` topic will consume this image feed, possibly with dire consequences. For example, a malicious application can fool an obstacle-detection application that subscribes to `CamOutput` by publishing an obstacle-free image feed, thereby causing the drone to crash into a building. Similarly, a malicious network-facing application can subscribe to `CamOutput` and transmit the image feed to the attacker’s server.

A number of prior papers have investigated these security shortcomings and have also proposed solutions [18, 17, 52, 39]. The first version of ROS also had a centralized ROS master node, which was responsible for matchmaking. As a centralized entity, its failure could lead to denial-of-service attacks [30]; however, ROS version 2, which we use for Privaros, eliminates the ROS master node, and instead uses the decentralized DDS protocol to set up communication.

To address these concerns, the community has developed the Secure ROS extension (SROS) [70, 71]. SROS requires each node in the communication graph to be associated with an identity backed by a X.509 certificate, signed by a trusted third-party. SROS secures communication between nodes using TLS. It also allows application-writers to specify a manifest that lists the topics to which that application can publish or subscribe (*e.g.*, see Figure 3). The manifest is cryptographically bound to the application’s identity and cannot be modified without regenerating associated the X.509 certificate. SROS thus ensures that an application cannot listen to or produce messages on topics that are not already part of its manifest, as specified by the application author.

These mechanisms prevent a number of basic attacks that are otherwise possible on a ROS system. But they are not perfect, and do not suffice to enforce end-to-end information-flow control. We identify two fundamental shortcomings:

- ① *Lack of global reasoning.* SROS restricts the list of topics to which an application can publish or subscribe via its manifest. However, when an application author specifies this list in the manifest, he does not

```

<permissions>
  <grant name="/camera">
    <subject_name>CN=/camera</subject_name> ...
    <allow_rule>
      <publish>
        <topics>
          <topic>CamOutput</topic>
          <topic>CameraStatus</topic>
        </topics>
      </publish>
      <subscribe>
        <topics>
          <topic>Clock</topic>
        </topics>
      </subscribe>
    </allow_rule>
    <default>DENY</default>
  </grant>
</permissions>

```

Figure 3: Snippet of an application manifest in SROS.

know *a priori* what other applications will execute on the drone platform. This lack of global, end-to-end reasoning about the data produced or consumed by an application restricts our ability to enforce information-flow control in arbitrary settings. For example, the `PROCESSLOCALLY` policy prevents any images published by the camera (under the topic `CamOutput`) from being transmitted outside the drone. However, `BLUREXPORTEDIMAGES` does allow images to leave the drone as long as they are scrubbed by another application to blur any privacy-sensitive data in the images. The application author, who specifies the manifest, has no way to reason about all the environments in which the application will execute. Without such global reasoning, the application author can at best produce a one-size-fits-all manifest that may be a poor fit for the situation in which the application is used.

② *Lack of control over lower-level abstractions.* SROS only imposes constraints on communication that goes via the ROS platform. Applications (both malicious and benign ones) can choose to bypass ROS entirely, and communicate directly with each other via network sockets, shared memory, the file system, or inter-process communication. Such communication happens directly via OS abstractions and therefore completely bypasses SROS enforcement.

In addition to these design-level shortcomings in SROS, we also identified some quirks in its implementation that could lead to unexpected attacks. First, SROS only allows application authors to specify restrictions in the manifest using *topic names*. ROS version 2 allows an application to publish messages belonging to *different types* under the *same topic name*. For example, a camera application publishing under the topic `CamOutput` could publish images under one type (say, `CamOutput::ImageType`) and its status under another type (say, `CamOutput::StatusType`). An application can choose to subscribe to messages of one or more of these types under the same topic. However, the type of data consumed by the application will not be evident in the manifest file, which only specifies the topic. For example, an application called `CameraStatus`² could periodically poll the camera’s status by subscribing to `CamOutput` and only read the data value published with type `CamOutput::StatusType`. The fact that this application does not read the image feed from the camera is not evident from the manifest file.

The second quirk is that SROS internally uses the *full path* of the application binary to identify the application at runtime. Using the path rather than the actual executable to determine identity makes the system vulnerable to attacks where the application binary is replaced with a malicious version. SROS will use the same manifest as the original application to determine the list of topics accessible to the malicious

²Throughout the paper, please note the font conventions used for Applications, Topics, versus POLICIES.

application.

Taken together, these quirks enable a malicious drone administrator to engineer data leaks in certain situations. For instance, suppose the `CameraStatus` application is allowed to upload the camera’s operational status to the network. A well-behaved `CameraStatus` application only reads data of type `CamOutput::StatusType`, but not its image feed (of type `CamOutput::ImageType`). A drone running such an application should therefore be acceptable to a host that wishes to enforce the `PROCESSLOCALLY` policy. However, if SROS were used for policy enforcement, a malicious drone administrator could violate the `PROCESSLOCALLY` policy by replacing the `CameraStatus` application binary with a malicious version. The malicious application reads data of type `CamOutput::ImageType` and leaks it over the network. SROS would allow this attack because ① it only uses the topic name in the manifest file to restrict the data channels accessible to the application; and ② it only uses the path name of the binary and does not bind the executable file to its identity.

We do not view these implementation-level quirks in SROS to be foundational. Indeed, there are easy workarounds: *e.g.*, ① modify ROS to include the type name with the topic in the manifest file (or match types at runtime); ② rewrite applications to decouple different types of information into different topics; and ③ bind the application binary to its identity, possibly coupled with hardware TEE-based attestation of the binary to the host. However, the design-level shortcomings are the primary motivation for Privaros.

3.3 New Mechanisms in Privaros

Privaros enforces end-to-end information flow policies by regulating inter-application communication. Privaros builds upon the basic facilities of SROS that assign identity to applications. It also leverages SROS to ensure that TLS is used for all inter-application network communication. However, it supplements the manifest-based access-control mechanism of SROS by: ① allowing end-to-end policy specifications (Section 3.3.1); and ② enforcing policies within the OS (Section 3.3.2).

3.3.1 End-to-end Policy Specifications

In Privaros, policies are specified in terms of information flows between applications. Given a high-level policy such as `PROCESSLOCALLY`, `BLUREXPORTEDIMAGES` or `USEDRONELANES`, the policy is compiled down to restrictions on inter-application communication (Section 4 will discuss policy specification in more detail). Thus, rather than require an application writer to *a priori* commit to specific topic restrictions, with Privaros, restrictions to be imposed are identified based upon the environment in which the application will execute. Consider our three example policies, for instance:

- `PROCESSLOCALLY`. This policy is expressed using restrictions that prevent ① any network-facing application from subscribing to the application that publishes the camera feed; and ② preventing the camera application from writing to the file system mounted on the SD card. A navigation application may consume the output of the camera feed, but the policy would place the same restrictions on the navigation application (*i.e.*, no network or file system communication) to prevent a leak of data from the navigation application.
- `BLUREXPORTEDIMAGES`. This policy is compiled down to a restriction that all images from the camera must pass through a *blurring application* before they are consumed by a network-facing application. The blurring application is entrusted with the task of identifying and blurring out faces, car registration plates, and other sensitive information.
- `USEDRONELANES`. This policy is compiled down to a restriction that the output of the GPS feed must pass through a *trusted logger* that stores the GPS feed in tamper-proof storage, *e.g.*, either in an audit log within

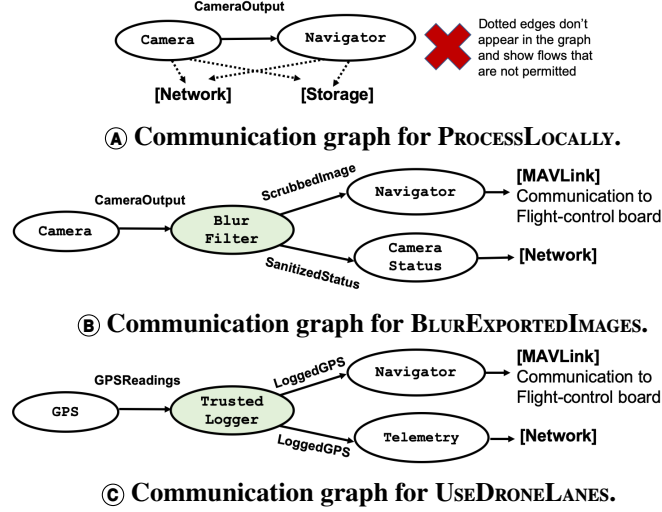


Figure 4: Illustrative communication graphs.

the drone’s hardware TEE, or in a trusted cloud server. Logs can later be analyzed to determine if the drone violated the drone lanes.

Figure 4 depicts the communication graph structure imposed by these restrictions. Privaros relies on *trusted applications* (e.g., the blurring application and trusted logger), shown as shaded ovals in Figure 4, to allow information flows that would otherwise be forbidden. These trusted applications serve a role similar to declassifiers/endorsers from the information-flow control literature [43] or transformation procedures from the Clark-Wilson security model [14].

The host that specifies the policy must also specify any trusted applications that may be needed to enforce the policy. These trusted applications may be drawn by the host from an app store-like portal. It is the host’s responsibility to ensure that the trusted applications indeed meet their privacy requirements, e.g., that an app indeed identifies and blurs faces suitably. Privaros confirms to the host that the trusted applications are executing on the drone (via hardware-based attestation, Section 3.4), and ensures that information passes through these trusted applications before it reaches other sink applications. That is, Privaros only works at the granularity of processes, and does not track information-flows within the applications to ensure that they perform their functionality (e.g., blurring faces) as advertised.

3.3.2 OS-level Enforcement

Privaros enforces restrictions on application-level communication within the OS (Linux, in our case) at the process level of granularity. Unlike SROS, Privaros can therefore restrict application communication via pipes, the file system, shared memory, message queues, network- and UNIX-domain sockets. Privaros validates the application binary at startup (using a digitally-signed hash of the binary) and enforces security policies on the corresponding process. As a result, Privaros’s enforcement binds the application’s runtime identity to its process rather than the path name of its binary (cf. Section 3.2, the approach used by SROS).

The standard way to enforce information-flow control policies is to use labels [7, 8]. Each kernel object would be tagged with a label; subjects (i.e., processes) also have labels. The labels of a subject and object determine whether the subject is allowed to access an object. An object’s label can be changed by trusted endorsers or declassifiers. This approach has been used in classical systems, e.g., Bell-LaPadula [7] and Biba [8], which use centralized labels determined by a system administrator. More recent approaches that implemented information-flow tracking in modern OS kernels have used expressive decentralized label

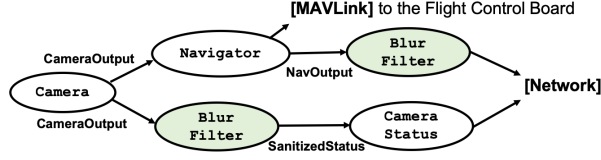


Figure 5: Alternative communication graph to enforce `BLUREXPORTEDIMAGES` when `Navigator` needs a raw image feed and also has to be network-facing.

systems, where applications decide the labels they assign to their data objects. For example, HiStar [74], Flume [34] and Weir [44] all use this approach.

Privaros adopts a simple label system that restricts information-flow between subjects using mandatory access control. Policy rules are expressed at the process-level, and determine whether a process is allowed to create/read/write to sockets, shared memory, IPC, pipes or the file system. The policy rules themselves do not attach labels to data objects, and only specify communication restrictions between subjects.

The approach of statically specifying which subjects can communicate with each other is somewhat more restrictive than the dynamic approach adopted by more expressive label systems (*e.g.*, [74, 34, 44, 21]). In these systems, the label associated with a data object encodes its dynamic security state, which stores the history of how it was processed (*e.g.*, its taint status). In contrast, our policies are specified as static restrictions on subject (*i.e.*, process) communication alone, and data labels do not feature in the policy specification. Thus, information flow rules in Privaros must be crafted carefully to keep track of the security state of an object. This difference has practical consequences in how a policy must be expressed.

To illustrate the difference, consider enforcing the `BLUREXPORTEDIMAGES` policy on a drone that has a `Navigator` application which uses images of the camera to make local navigation decisions. However, suppose that `Navigator` also needs to occasionally transmit some of these images over the network to a cloud server for further analysis (*e.g.*, if `Navigator`’s algorithms produce low confidence scores when identifying obstacles in those images). To enforce `BLUREXPORTEDIMAGES`, all images sent out over the network would have to be processed by a trusted `BlurFilter` application.

With a label system that tracks the dynamic state of data objects (*e.g.*, [44, 74, 34]), the label associated with the image will determine whether it has been processed by `BlurFilter`. There are no *a priori* restrictions placed on *when* `BlurFilter` should process the image. The only restriction is that the image should be processed by `BlurFilter` at some point during its lifetime before it is sent over the network.

In contrast, in Privaros we encode `BLUREXPORTEDIMAGES` by placing restrictions on application communication. One way to express this would be using the communication graph in Figure 4Ⓔ, where we place the restriction that the camera application’s output can only be consumed by `BlurFilter`, whose output in turn can be consumed by `Navigator` and other applications.

However, this is clearly not the only way to express this policy and may in fact be restrictive. For example, the `Navigator` application may require a high-fidelity image stream to make decisions, and the images processed by `BlurFilter` may not be of the desired quality. In this case, the desirable option would be to use the communication graph shown in Figure 5. To realize this communication graph, Privaros could either: Ⓐ run two instances of the `BlurFilter` application (as different processes), one for each node shown in the communication graph; or Ⓑ only run one `BlurFilter` process, but modify the application to decouple the two logical flows. To process the first flow, `BlurFilter` would subscribe to `CameraOutput` and publish that stream after processing to `SanitizedStatus`. To process the second flow, it would subscribe to `NavOutput` and publish scrubbed images to the network. `BlurFilter` must be configured carefully to segregate these flows. Privaros must ensure that the flows be directed to downstream applications correctly based on topic.

In Privaros, we chose to express policies by statically restricting subject communication to keep the design of our enforcement mechanism simple. Although we found empirically that this approach works in the settings we considered, it also means that policies must be crafted carefully to balance both the host’s privacy requirements and the functionality of applications executing on the drone.

We have implemented Privaros’s enforcement mechanism using a kernel module. The kernel module hooks into the Linux Security Modules (LSM) framework [42] to mediate kernel operations corresponding to various communication abstractions, and enforces the access control rules specified by the host. We base our implementation on AppArmor [3], so as to leverage their policy specification language and enforcement framework, which is quite mature and stable. Applications may communicate through kernel abstractions such as pipes, files, network- and UNIX-domain sockets, shared memory, and message queues. Privaros tracks such communication by attaching the label of the sending subject with the corresponding kernel abstraction. For example, we tag files with the identity of the process that created it (using `xattrs`, extended attributes provided on modern Linux file systems), and ensure that they can be read only by the same process or other processes as allowed by the policy. In the Linux kernel, most kernel abstractions provide extra fields to store such security state.

While Privaros’s in-kernel mechanisms are largely confined to the loadable kernel module, we did require some changes to the kernel itself in its networking subsystem. In particular, we found that when the LSM hook for the `sendmsg` system call is invoked, the recipient’s information is not available from the `socket` data structure when the recipient is on the local host (*i.e.*, the recipient’s port is not yet bound). The kernel binds this information to the `socket` deeper down in the network stack. Therefore, we attach the sending process identifier with the `socket` data structure, and propagate this information as the `socket` descends down the network stack into the transport layer. At this point, the identity of the recipient process is available, and Privaros can decide whether the information flow must be permitted.

As discussed earlier, ROS supports distributed robotics platforms, where the publisher and subscriber need not be on the same host. Thus, for instance, ROS can support fleets of drones where an application on one drone publishes information that can be consumed by applications running on other drones. Thus, network packets may leave the drone as well. One could consider a situation where a fleet of drones enforces `BLUREXPORTEDIMAGES` by running the `BlurFilter` application on just one drone (say, the fleet coordinator drone), and only allowing outbound network communications (*i.e.*, out of the fleet) from that drone. In such cases, simply forbidding network packets containing the raw image feed from leaving a drone would be too restrictive. Instead, network packets must be allowed to the fleet coordinator, but not to other servers. Privaros uses a whitelist of allowed domains (*e.g.*, as done in Weir [44] and Hails [25]) to allow such communication. The LSM hook for `sendmsg` determines whether the packet will leave the localhost, and if so, allows the communication only if the IP address of the destination (*e.g.*, the IP address of the fleet coordinator) appears in a whitelist.

Because Privaros’s mechanisms are largely implemented within the kernel, applications need not be recompiled or modified to benefit from Privaros. Recall from Figure 2 that applications use the ROS API via the ROS library that is linked into the process address space. As will be discussed in Section 4, Privaros also makes changes to the ROS library (to enable communication when manifests of an application cannot be modified). However, these changes are typically transparent to ROS applications because they dynamically link against the ROS library on the drone platform. Thus, Privaros is readily applicable to off-the-shelf ROS applications.

3.4 Role of the Hardware TEE

As previously discussed, we use a TEE based on ARM TrustZone in our prototype implementation. Our prototype makes use of the TEE in the standard way for attestation [57]. A TrustZone processor offers two *worlds* of execution. The *normal world* executes untrusted applications and is typically the environment with which the end-user interacts. In our case, all drone applications, and Privaros (*i.e.*, ROS and the OS with new mechanisms) execute in the normal world.

The *secure world* manages the drone’s private key, implements remote attestation, and is therefore trusted and protected by secure boot. Its memory is isolated from the normal world. After booting securely, the secure world boots the normal world. It obtains and stores integrity measurements of the normal world boot process (*i.e.*, a hash chain of software initialized during the boot sequence). These measurements can be used in remote attestations to convince a challenger that the normal world booted with an untampered TCB. The attestation report also includes a log of the applications started by Privaros (as in TPM-based integrity measurement of applications executed over the system lifetime [57]). Hosts can use this log to verify that any trusted declassifier applications that they entrust for policy enforcement in Privaros are running on the drone.

4 Policy Interface

Specifying and loading policies. Policies in Privaros are specified using communication graphs. The graph identifies a whitelist of permitted flows between applications. Edges in the graph may be annotated with a topic name to denote the ROS topic that restricts the communication between that pair of applications to that topic alone. The edge may not have an annotation if the applications are allowed to communicate outside the purview of ROS, *e.g.*, using OS primitives.

Security administrators specify these policies by hand. However, a real-world drone may run dozens of ROS applications in addition to tens of daemons or other processes running natively on top of the underlying OS. For example, the communication graph on our experimental platform (Section 5) has 29 nodes and 69 edges, even without any ROS applications running on it. Writing a comprehensive whitelist of allowed flows would therefore be time-consuming and might erroneously omit certain flows that prevent applications from working. We thus built a tool to extract communication graphs from a running drone (encapsulating all the flows between applications on that drone), which the security administrator can then use as a starting point and refine. We view this approach as being similar to the popular practice of using the `audit2allow` tool to write SELinux and SEAndroid policies. While we also fully acknowledge the usability concerns in using `audit2allow`, we view policy specification as an orthogonal problem that must be studied separately. Advanced policy analysis tools, such as those developed to configure SEAndroid policies [67, 66, 12], could be brought to bear as better alternatives to formulating policies.

Once a policy is written, it can be loaded into the drone for enforcement by Privaros. We have built a user-level agent that identifies the process IDs of applications running on the drone, and translates the application names in the policy to the corresponding process IDs. Privaros then applies the constraints imposed by this whitelist policy directly on the processes. The policy itself is expressed as a user-space file, but is serialized and loaded into the kernel via a user-agent (similar to the infrastructure provided by AppArmor, which Privaros builds upon). The policy can be updated at any time by simply unloading the old policy and loading a new one, without restarting any applications. Privaros thus transparently supports dynamic policy updates. This feature is important because dynamic policy updates may be required as the drone moves from one host airspace to another.

Modifications to ROS. A key problem arises when Privaros attempts to enforce policies such as `BLUR-EXPORTEDIMAGES` or `USEDRONELANES` with off-the-shelf ROS applications. These policies require redirection of flows through trusted declassifiers before they can be consumed by downstream applications. However, off-the-shelf ROS applications will likely have manifests that do not allow redirection to happen easily. For example, an off-the-shelf camera application will publish to the topic `CamOutput` and the `Navigator` application’s manifest will declare that it subscribes to `CamOutput`. As a result, we cannot simply introduce a trusted `BlurFilter` application between the camera and the `Navigator`. Privaros’s OS-level mechanisms will permit the flow from the camera process to the `BlurFilter` process and the output of the `BlurFilter` process to be consumed by `Navigator`, based on the policy. However, the ROS publish/subscribe system will not set up the flow because the topics do not match (`BlurFilter` publishes to `ScrubbedImage`, to which `Navigator` has not subscribed).

One way to address this problem is to generate manifest files for ROS applications based on the whitelisted flows in the communication graph. For example, `BlurFilter`’s manifest would declare that it subscribes to the topic `CamOutput` and publishes to the topic `ScrubbedImage`. In turn, `Navigator`’s manifest would allow it to subscribe to `ScrubbedImage` (but not to `CamOutput`). However, this approach may not be practical for off-the-shelf ROS applications whose manifests are part of their identity (*i.e.*, their X.509 certificates). The key difficulty is that fresh X.509 certificates will have to be issued for each manifest configuration, and that may not be feasible. Privaros therefore modifies the ROS publish/subscribe system to transparently redirect flows between applications as requested in the policy, thereby enabling the enforcement of these policies that require declassifier applications.

Integration with the Digital Sky interface. The Digital Sky portal offers a Web-based service [26] via which drone operators indicate the proposed delivery route using a visual map-based interface. The Digital Sky server permits the delivery run if the route does not intersect any no-fly or otherwise restricted zones.

We can extend the same interface for the setting that Privaros considers. Each host specifies their privacy policies and geo-tags the policy with the coordinates of their airspace. The Digital Sky server stores a database of all registered hosts and their policies.

When a drone operator uses the Digital Sky server to mark the delivery route, the server identifies all host airspaces that the route intersects with. It then sends all the associated policies to the drone, where they are stored in the drone’s local storage. The policies can be communicated to the drone using the same infrastructure (be it WiFi, 5G, or LTE) that the Digital Sky server uses to send NPNT approval certificates to the drone, prior to take-off. For the case of delivery drones, this step can happen at the warehouse from which the delivery run starts, where the availability of WiFi or wired network infrastructure can be assumed. Once the drone is airborne, Privaros continuously monitors the GPS coordinates of the drone, determines if it is entering a host airspace, and loads the corresponding policy from local storage for enforcement. It unloads the policy as it departs that host’s airspace.

We obtained the code of the Digital Sky Web server [19, 20] and created a mock setup in our lab. Figure 6 shows a screenshot of the Web server interface in which a drone operator has declared a drone’s proposed delivery zone. It intersects two host airspaces, who have declared their privacy requirements. Figure 6 also shows a red-zone (in this case, the Indian Parliament house in New Delhi; such sites would be identified by the aviation authority) that this drone’s proposed delivery zone avoids.

Using the Digital Sky portal also has the benefit of simplifying the UI that a host would use for policy specification. Recall that Privaros policies are specified as a communication graph of whitelisted flows. The key challenge in deploying this approach is that the communication graph must be customized for *each policy* and *each drone*. For example, to write the policy specification for `PROCESSLOCALLY` for *a particular drone*, the host would have to ① identify all network-facing applications on that drone; and ② carefully create a communication graph in which the camera application never talks to a network-facing application. This

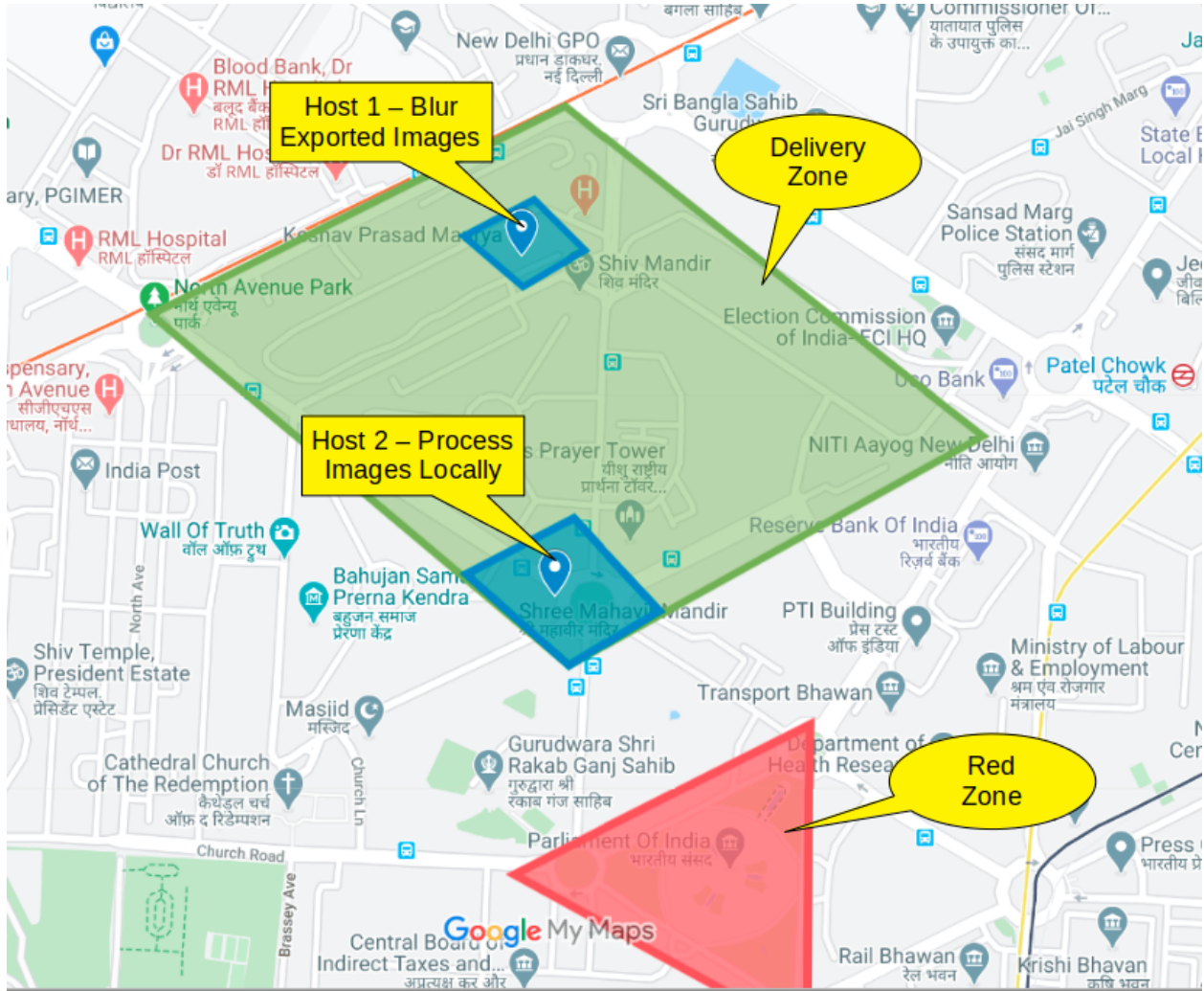


Figure 6: Integrating policy specification in Privaros with the Digital Sky interface.

exercise would have to be repeated for `BLUREXPORTEDIMAGES`, `USEDRONELANES` and other policies of interest. And the whole exercise has to be repeated for every drone that potentially enters that host's airspace.

Digital Sky simplifies this exercise because it contains a database of all registered drones. This database could simply be extended to maintain a list of all applications installed on the drone, which Digital Sky can reliably obtain from the drone using the hardware TEE. We could precompute the communication graphs for various popular policy choices (e.g., `PROCESSLOCALLY`, `BLUREXPORTEDIMAGES`, `USEDRONELANES`) in an offline fashion and store them in the database. From the host's perspective, the UI to specify policies can then be simplified to just a pull-down menu of common policy choices that they may wish to apply to their airspace. When a drone expresses its intent to fly to the host's airspace, the Digital Sky server just looks up the database to obtain the precomputed communication graph corresponding to the combination of that drone and policy, and sends it to the drone.

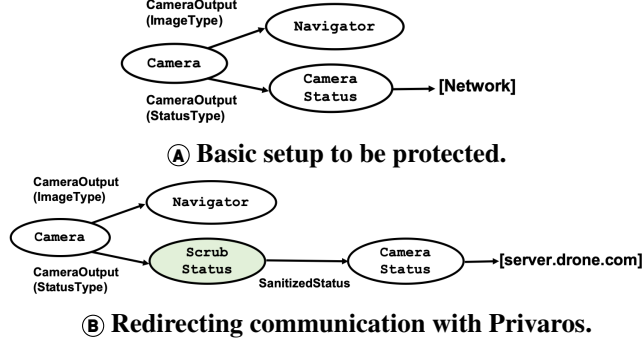


Figure 7: Setup to evaluate robustness of the policy enforcement mechanism in Privaros.

5 Evaluation

We implemented Privaros on a system running Ubuntu 18.04 with Linux kernel version 4.9. We used ROS version 2 (Dashing Diademata) with eProsima FastRTPS version 1.8.2 [23, 22] as the underlying implementation of the DDS protocol. We enhanced it with the Secure ROS module available for ROS version 2 to enable TLS communication and to leverage the SROS application manifest infrastructure. We used AppArmor’s user-space policy specification framework (version 2.13) to specify and download policies into the kernel for enforcement. Overall, we added or modified 148 lines of code in ROS (in particular, in the ROS client library for C++), 2026 in Linux to implement Privaros, in addition to 363 lines in the AppArmor user-space tool to parse policies. In addition, we also enhanced the Digital Sky Web server code to allow host airspaces to specify policies that they wish to enforce on guest drones.

We evaluated Privaros on an Nvidia Jetson TX2 [61] development kit, with a dual-core Denver 2 64-bit CPU and quad-core ARM A57 complex, 8 GB LPDDR4 memory and 32 GB eMMC flash storage. Our choice of Jetson was motivated by the fact that unlike most off-the-shelf drones, it is equipped with a hardware TEE (based on ARM TrustZone) and allows programmable access to both the secure world and the normal world. We reflashed the normal world of this board with a Privaros-enhanced software stack.

Our evaluation considers two questions:

- How effective is Privaros at enforcing policies, and how secure is it in comparison to SROS? (Section 5.1)
- What is the impact of Privaros’s mechanisms on latency, CPU utilization and power consumption, as evaluated with microbenchmark applications? What is the impact of redirecting communication through trusted applications? (Section 5.2)

5.1 Robustness of Policy Enforcement

To showcase that Privaros offers defense-in-depth, we built a malicious application that SROS cannot confine, and demonstrate the multiple layers Privaros provides to confine this application. Consider a **Camera** application that publishes to a topic called **CameraOutput**. The application publishes two types of data under this topic: (A) the image feed from the camera under type **CameraOutput::ImageType**, and (B) its status, under type **CameraOutput::StatusType** (see Figure 7(A)).

The primary goal of publishing **CameraOutput::StatusType** is so that it can be consumed by a benign application, called **CameraStatus**, that subscribes to the topic **CameraOutput** only to read the data published under the type **CameraOutput::StatusType**. This application then periodically uploads the camera’s operating status information to the drone operator’s server that monitors the health of its drone fleet.

We examine various ways in which it is possible for an attacker to write a malicious application called `BadCameraStatus` that subscribes to `CameraOutput` but instead reads `CameraOutput::ImageType` and transmits it over the network. The primary concern of a host would be to ensure the privacy of their image feed. We now examine how SROS and Privaros compare in their ability to prevent the camera's output from being leaked either accidentally, or through malicious applications such as `BadCameraStatus`. We empirically validated each of the following attacks by implementing them and showing that Privaros prevents them:

- **Certificate checks.** The certificate checks in SROS can prevent an overt attempt at an attack, such as an attacker attempting to install `BadCameraStatus`. Under the assumption that such an application will not receive a valid certificate from a trusted authority, SROS certificate validation would fail, and SROS would not install the application. SROS would also prevent such an application (assuming it got installed) from subscribing to `CameraOutput` if this is not declared in its manifest. For context, ROS (without SROS) would simply allow `BadCameraStatus` to be installed and allow it to subscribe to `CameraOutput` and even publish messages to the same topic (*e.g.*, a fake image feed).

However, the checks performed by SROS can easily be bypassed. An attacker (*e.g.*, a malicious drone administrator) could replace the binary of the benign `CameraStatus` application with that of `BadCameraStatus` at the same file path (*cf.* Section 3.2). The attacker would launch this program using the same file path as the benign `CameraStatus` application, but it would perform the functionality intended by `BadCameraStatus`. SROS checks X.509 certificates of apps, but does not associate the application's identity with their binary and instead only their full path name, and would therefore miss this attack. Privaros would prevent such an attack because it checks the application binary's hash during certificate validation.

- **Redirection of app communication.** To prevent accidental disclosure of the Camera application's image feed, a host could require that no network-facing application directly subscribe to `CameraOutput`. It could instead require the camera's status to pass through a trusted application called `ScrubStatus`, which performs sanity-checks on the status feed. For example, `ScrubStatus` could ensure that the status feed only transmits a single byte. It could also rate-limit the flow (*e.g.*, status updates allowed only once every 10 seconds), thereby mitigating the effects of any side-channels, whereby an attacker attempts to leak images via the status feed, one byte at a time.

One way to implement such enforcement in SROS would be to cleanly decouple the topics representing the image feed and the status feed by having the Camera application publish to two topics, `ImageFeed` and `StatusFeed` (because SROS only matches topics, and not types, as discussed in Section 3.2). The `ScrubStatus` application could subscribe to `StatusFeed`, but not `ImageFeed`, and then publish the output to a `SanitizedStatus` to which `CameraStatus` could subscribe and transmit over the network.

Privaros can enforce this policy even if it is not easily possible to decouple the topics, *e.g.*, because the Camera application code is not available or its manifest cannot be rewritten. With Privaros, the trusted `SanitizedStatus` application could still subscribe to `CameraOutput`, but only read the `CameraOutput::StatusFeed` type, and publish to `SanitizedStatus` (see Figure 7B). Note that Privaros's modifications to ROS (Section 4) are essential to allow `CameraStatus` to read the output of the `ScrubStatus` application. This is because the manifest of `CameraStatus` only allows it to subscribe to the topic `CameraOutput` and not to `SanitizedStatus`. However, Privaros's modifications to ROS allow `CameraStatus` and `ScrubStatus` to communicate with each other.

- **Direct communication via OS.** The `BadCameraStatus` application could directly establish an inter-process channel (say, via UNIX domain sockets) to communicate with the Camera application, obtain images and send it over the network. SROS cannot mediate non-publish/subscribe communication and would allow this attack. The OS-level mechanisms of Privaros prevent any communication between the

Description of workloads	
Workload	Type of data published/subscribed
Array	A simple byte array
PointCloud	A collection of N-dimensional points (<i>e.g.</i> , 2D images produced by camera depth sensors)
Struct	A structure holding a set of bytes (<i>e.g.</i> , struct16 holds 16 bytes)
NavSat	Status of navigation satellite
Range	Single range reading obtained from a range sensor

Figure 8: Workloads from PerformanceTest.

Workload	Baseline			Privaros		
	Latency (ms)	CPU (%)	Power (mW)	Latency(ms)	CPU(%)	Power(mW)
Array1m	16.255	6.728	2435.133	17.225 (+5.967%)	7.050 (+4.786%)	2508.222 (+3.001%)
PointCloud1m	16.160	6.612	2441.062	17.386 (+7.587%)	7.141 (+8.001%)	2437.294 (-0.154%)
Struct32k	6.494	2.526	2225.375	7.109 (+9.470%)	2.665 (+5.503%)	2500.412 (+12.359%)
NavSat	1.543	1.381	2349.353	1.922 (+24.563%)	1.506 (+9.051%)	2389.167 (+1.695%)
Range	1.433	1.378	2268.059	1.928 (+34.543%)	1.501 (+8.926%)	2367.412 (+4.381%)

Figure 9: Microbenchmark performance using PerformanceTest [2] workloads.

Workload	Baseline Latency (μ s)	Privaros Latency (μ s)
Pipe	15.471	15.640 (+1.093%)
UNIX domain sockets (TCP)	20.015	23.188 (+15.854%)
UDP (localhost)	35.039	35.374 (+0.955%)
TCP (localhost)	38.473	38.764 (+0.755%)
UDP (RPC)	51.549	52.335 (+1.526%)
TCP (RPC)	49.457	49.977 (+1.050%)

Figure 10: Experiments using lmbench.

Scenario	Latency (ms)	Power (mW)
No redirection	8.124	4749.400
BlurFilter/Null	17.509 (+115.521%)	4836.200 (+1.828%)
BlurFilter/OpenCV	21.511 (+164.783%)	5132.400 (+8.064%)

Figure 11: Performance impact of flow redirection.

processes unless allowed by the policy. Assuming the application redirection discussed above (through ScrubStatus), Privaros can prevent any form of direct communication between Camera and BadCameraStatus (or even CameraStatus). All communication to network facing applications would have to go through the process that implements ScrubStatus.

- **Whitelisting network domains.** Finally, CameraStatus is a network-facing application. Privaros uses whitelisting can ensure that the output of CameraStatus only goes to a particular IP address (*e.g.*, the drone operator’s server). SROS does not confine network communication this way.

5.2 Performance

We used microbenchmarks to measure the impact of Privaros’s core mechanisms on latency, CPU utilization, and power consumption. We used PerformanceTest [2], a DDS microbenchmark from Apex AI that is designed to evaluate the performance of publish/subscribe systems. PerformanceTest consists of a suite of workloads, each of which runs publishers and subscribers in different threads, and measures the latency involved in publishing/subscribing. Figure 8 presents the details of the PerformanceTest workloads we used. We ran each workload configured to use one publisher and one subscriber, publishing at a rate of 10Hz for a duration of 10 seconds.

PerformanceTest reports the latency numbers for each workload. We measured the CPU utilization as the workload ran. To measure power consumption, we used the 3-channel INA3221 hardware power monitors on the Jetson TX2, which reports power draw of the board in milliwatts. Figure 9 reports the

results of our experiments. The baseline column reports the results of performing these experiments on a vanilla ROS/Linux setup with SROS enabled, and serves as the baseline. The Privaros column reports the same numbers with the workloads running on Privaros. As these numbers show, Privaros imposes only a marginal increase in latency (under 10% except when the latency numbers themselves are under 2ms) and power draw (under 5% except in the case of `Struct32k`). Because drones are battery-powered, with current drones only providing an average flight time of about 20 minutes on a single charge, it is critical for Privaros to be efficient with respect to power draw. Finally, we also measured the performance impact imposed by Privaros’s hooks on individual kernel network subsystems using the `lmbench` [41] benchmark. Figure 10 reports these results.

Finally, we studied the performance impact of redirecting information flows through a trusted application, as would be required for example to enforce `BLUREXPORTEDIMAGES` or `USEDRONELANES`. Since these trusted applications are now part of the data-flow path their presence will likely increase the latency of data delivery and overall power consumption. To illustrate the impact of a trusted applications, we use the example of a Camera application whose images must pass through a trusted `BlurFilter` application before they are consumed by downstream applications. We measure the baseline performance, without application redirection, and two variants of the `BlurFilter` application: ① a null-filter that simply redirects network flows but does not otherwise process the image (to measure the raw cost of redirection), and ② a second one that is based on OpenCV, and blurs all image frames by 10%. In this case, the application’s processing logic itself performs non-trivial image-processing and consumes CPU and power.

Figure 11 reports the results of this experiment. The end-to-end latency of transmitting images from the camera to the network increases significantly when the `BlurFilter` application is introduced. The increase in latency is as expected, because of the additional user-space element involved in the outbound network path, and the associated transitions of the data packets between kernel-space and user-space. However, the end-to-end increase in power consumption still remains under 10%, even with OpenCV-based blurring. Power consumption overheads will depend on the nature of processing involved in the trusted application. A real-world drone running dozens of applications will require many such trusted declassifiers, depending on the host policy to be enforced. The communication graph must be carefully configured to minimize the number of distinct trusted elements required so as to minimize power consumption overheads.

6 Related Work

Drones and privacy. To our knowledge, there has not been much prior work focusing on enforcing privacy policies in drones. Vjeev *et al.* [64] proposed the vision of restricted airspaces for drones, in which host-specified policies would be enforced on guest drones. Although this paper is motivated by Vjeev *et al.*’s work, this paper makes significant contributions over it. In particular, while Vjeev *et al.* only sketched the possibility of using information-flow control for policy enforcement, this paper fully explores the challenges in building a policy-enforcement mechanism for ROS-based drones, in specifying policies, and in integrating the policy-specification framework with Digital Sky. Moreover, Vjeev *et al.* also indicated that it may be possible to build an enforcement system on top of ROS alone. In this paper, we show that the basic primitives provided by SROS are insufficient to prevent a number of attacks (Section 3.2 and Section 5.1) and that OS-level enforcement is central to ensuring robust policy enforcement.

Nassi *et al.* [45] consider the problem of determining whether a drone’s first-person view violates an individual’s privacy. A first-person view projects the drone’s camera feed as to a ground-based remote controller, operated by a human (for purposes of navigation). The communication between the remote controller and the drone is encrypted. Nassi *et al.* develop a cryptanalysis technique by which an analyst

with access to the encrypted first-person view feed can determine if the feed is focused on an object (or person) of interest. They apply physical perturbations to the object, *e.g.*, by shining a light on it, at chosen points in time. The cryptanalysis determines if the encrypted feed is affected by these perturbations; if yes, they determine that the camera is focused on the object. They also develop techniques that spatially localize the offending drone by analyzing the first-person view feed.

Drones and security. In contrast to privacy, there is much prior work on security of drones. These range from using hardware TEEs to ensure that applications running on drones are able to securely access sensor data from its peripherals [35] and to ensure that drones only fly along drone lanes [36] (*i.e.*, USEDRONELANES), to investigating attacks against and protecting drones from common vulnerabilities, such as cleartext communication between drones, signal jamming and GPS spoofing [29, 31, 68, 63, 48, 60, 32, 59]. Privaros can benefit from techniques developed to defend against these attacks but has an orthogonal focus on enforcing host-specified privacy policies on drones.

The ROS community has also actively identified security vulnerabilities and attacks that stem from the unauthenticated, plaintext, publish/subscribe-based communication in ROS [17, 39]. There have been proposals to use encrypted communication between applications [52], and to integrate TLS with the core libraries of ROS [17, 18]. SROS [69, 71, 70], which is under active development, incorporates many of these ideas. As already discussed, Privaros builds upon the basic security features of Privaros but enhances it with the ability to enforce privacy policies.

While the above projects focus on securing drones from attacks, there is also work on detecting drones *i.e.*, securing physical premises against unauthorized rogue drones. These include methods to detect drones using their radar [24] or radio-frequency signature [9, 46], computer vision techniques to identify drones [55], acoustic arrays that detect the sound of the drone’s motors [10, 11], and hybrid combinations of these techniques [62]. These techniques are undoubtedly important in formulating regulations to operate drones. However, they are largely orthogonal to Privaros whose focus is on ensuring that authorized and legally-permitted drones conform to the privacy requirements of a host airspace.

Information-flow control. The idea of controlling information flow in computer systems can be traced back to some of the classic papers in computer security [7, 8, 14, 40]. SELinux [37] and SEAndroid [58] have brought to bear some of these methods to modern OS settings. In these systems, subject and object labels are set by the system administrator, and the enforcement system applies label flow rules. More recent attempts to enforce information flow control on operating systems [74, 34] and Android [21, 72, 44] have focused on *decentralized* information-flow control (DIFC) [43]. DIFC systems differ from classic systems in that each application can specify its own labels, and the role of the system is to only use these labels to enforce certain rules on information flow. DIFC is particularly well-suited for settings where each application wants to control how *its own data* is used by the rest of the system. In contrast, our setting requires us to apply host-specified privacy policies uniformly to all applications on the drone. Privaros is therefore closer in spirit to the earlier work on information flow control, SELinux and SEAndroid.

7 Conclusions

In this paper, we presented Privaros, a framework that enforces privacy policies specified on guest drones visiting host airspaces for delivery runs. Our main conclusions are that:

- The problem of enforcing host-specified privacy policies on guest drones can be modeled as one of controlling information flow between applications executing on the drone;
- Existing mechanisms in ROS do not suffice to enforce these kinds of policies, and that OS-level mechanisms, as provided in Privaros, are necessary for robust enforcement;

- Policy specification for Privaros can be integrated with upcoming drone regulatory platforms such as Digital Sky;
- The core mechanisms of Privaros impose low overheads on latency and power consumption. However, the host's policies may require the drone to execute trusted applications, which may themselves impose additional latency or consume additional power.

References

- [1] United States Federal Aviation Administration. FAA Aerospace Forecast: Fiscal Years 2019-2039, 2019. https://www.faa.gov/data_research/aviation/aerospace_forecasts/media/FY2019-39_FAA_Aerospace_Forecast.pdf.
- [2] Apex AI. Performance Test. https://gitlab.com/ApexAI/performance_test/.
- [3] AppArmor—an effective and easy-to-use Linux application security system. <https://gitlab.com/apparmor/apparmor/wikis/home/>.
- [4] Ardupilot Autopilot Software. <https://ardupilot.org/>.
- [5] ARM. Security technology building a secure system using TrustZone technology (white paper). *ARM Limited*, 2009. http://infocenter.arm.com/help/topic/com.arm.doc.prd29-genc-009492c/PRD29-GENC-009492C-trustzone_security_whitepaper.pdf.
- [6] BBC. Gatwick airport: Drones ground flights, 2018. <https://www.bbc.com/news/uk-england-sussex-46623754>.
- [7] David E. Bell and Leonard La Padula. Secure computer system: Unified exposition and Multics interpretation, March 1976. Technical Report MTR-2997, Rev. 1, MITRE Corporation.
- [8] Kenneth J. Biba. Integrity considerations for secure computer systems, June 1975. Technical Report MTR-3153, MITRE Corporation.
- [9] S. Birnbach, R. Baker, and I. Martinovic. Wi-fly?: Detecting privacy invasion attacks by consumer drones. In *Network and Distributed Systems Security Symposium*, 2017.
- [10] J. Busset, F. Perrodin, P. Wellig, B. Ott, K. Heutschi, T. Rühl, and T. Nussbaumer. Detection and tracking of drones using advanced acoustic cameras. *Unmanned/Unattended Sensors and Sensor Networks XI and Advanced Free-Space Optical Communication Techniques and Applications*, 2015.
- [11] E. E. Case, A. M. Zelnio, and B. D. Rigling. Low-cost acoustic array for small UAV detection and tracking. In *IEEE National Aerospace and Electronics Conference*, 2008.
- [12] Haining Chen, Ninghui Li, William Enck, Yousra Aafer, and Xiangyu Zhang. Analysis of SEAndroid policies: Combining MAC and DAC in Android. In *Annual Computer Security Applications Conference*, 2017.
- [13] ChibiOS free embedded RTOS. <http://chibios.org>.
- [14] David D. Clark and David R. Wilson. A comparison of commercial and military computer security policies. In *IEEE Symposium on Research in Security and Privacy*, 1987.
- [15] British Broadcasting Corporation. Big rise in drone jail smuggling incidents, February 2016. <http://www.bbc.com/news/uk-35641453>.
- [16] Data Distribution Service (DDS). <https://www.omg.org/spec/DDS/1.4/PDF>.
- [17] Bernhard Dieber, Benjamin Breiling, Sebastian Taurer, Severin Kacianka, Stefan Rass, and Peter Schartner. Security for the Robot Operating System. *Robotics and Autonomous Systems*, 98:192–203, 2017.
- [18] Bernhard Dieber, Severin Kacianka, Stefan Rass, and Peter Schartner. Application-level security for ros-based applications. In *Intelligent Robots and Systems (IROS), 2016 IEEE/RSJ International Conference on*, pages 4477–4482. IEEE, 2016.
- [19] Digital Sky Web Server back-end. <http://github.com/iSPIRT/digital-sky-api>.
- [20] Digital Sky Web Server front-end. <http://github.com/iSPIRT/digital-sky-app>.
- [21] W. Enck, P. Gilbert, B-C. Chun, L. P. Cox, J. Jung, P. McDaniel, and A. Sheth. Taintdroid: An information-flow tracking system for Realtime privacy monitoring on smartphones. In *ACM/USENIX Symposium on Operating System Design and Implementation*, 2010.
- [22] The most complete DDS by eprosima, the middleware experts (<https://www.eprosima.com>). <https://github.com/eProsima/Fast-RTPS>.

- [23] Eprosima fastRTPS documentation. <https://fast-rtps.docs.eprosima.com/en/latest/>.
- [24] T. Eshel. Mobile radar optimized to detect UAVs, precision guided weapons. *Defense Update*, 2013.
- [25] Daniel Giffin, Amit Levy, Deian Stefan, David Terei, David Mazieres, John Mitchell, and Alejandro Russo. Hails: Protecting Data Privacy in Untrusted Web Applications. In *USENIX Symposium on Operating System Design and Implementation*, 2012.
- [26] Government of India. Digital Sky Portal — Office of the Director General of Civil Aviation. <https://digitalsky.dgca.gov.in/>.
- [27] Government of India. Office of the Director General of Civil Aviation: DGCA RPAS Guidance Manual, First Edition, November 2018. <https://diceindia.org.in/wp-content/uploads/DGCA-RPAS-Guidance-Manual.pdf>.
- [28] Government of India. Office of the Director General of Civil Aviation: DGCA RPAS Guidance Manual, Revision One of First Edition, June 2019. <https://diceindia.org.in/wp-content/uploads/Updated-DGCA-RPAS-Guidance-Manual.pdf>.
- [29] K. Hartmann and C. Steup. The vulnerability of UAVs to cyber attacks-an approach to the risk assessment. In *IEEE International Conference on Cyber Conflict*, 2013.
- [30] Twinkle Jain and Gene Cooperman. DMTCP: Fixing the single point of failure of the ros master. In *ROSCON 2017: the ROS Developers Conference*, 2017.
- [31] A. Y. Javaid, W. Sun, V. K. Devabhaktuni, and M. Alam. Cyber security threat analysis and modeling of an unmanned aerial vehicle system. In *IEEE Conference on Technology for Homeland Security*, 2012.
- [32] A. J. Kerns, D. P. Shepard, J. A. Bhatti, and T. E. Humphreys. Unmanned aircraft capture and control via GPS spoofing. *Journal of Field Robotics*, 31(4), 2014.
- [33] C. Koettl and B. Marcolini. A closer look at the drone attack on Maduro in Venezuela, August 2018. <https://www.nytimes.com/2018/08/10/world/americas/venezuela-video-analysis.html>.
- [34] Maxwell Krohn, Alexander Yip, Micah Brodsky, Natan Cliffer, M. Frans Kaashoek, Eddie Kohler, and Robert Morris. Information flow control for standard os abstractions. In *Proceedings of Twenty-first ACM SIGOPS Symposium on Operating Systems Principles*, SOSP '07, 2007.
- [35] R. Liu and M. Srivastava. PROTC: Protecting drone’s peripherals through ARM TrustZone. In *3rd Workshop on Micro Aerial Vehicle Networks, Systems, and Applications*, 2017.
- [36] Tianyuan Liu, Avesta Hojjati, Adam Bates, and Klara Nahrstedt. Alidrone: Enabling trustworthy proof-of-alibi for commercial drone compliance. In *2018 IEEE 38th International Conference on Distributed Computing Systems (ICDCS)*, 2018.
- [37] Peter Loscocco and Stephen Smalley. Integrating flexible support for security policies into the linux operating system. In *FREENIX Track: 2001 USENIX Annual Technical Conference*, 2001.
- [38] MAVLink Developer Guide. <https://mavlink.io/en/>.
- [39] Jarrod McClean, Christopher Stull, Charles Farrar, and David Mascareñas. A Preliminary Cyber-Physical Security Assessment of the Robot Operating System (ROS). In *Unmanned Systems Technology XV*, volume 8741, page 874110. International Society for Optics and Photonics, 2013.
- [40] M. D. McIlroy and J. A. Reeds. Multilevel security in the UNIX tradition. *Software-Practice and Experience*, 22(8), 1992.
- [41] Larry McVoy and Carl Staelin. Lmbench: Portable tools for performance analysis. In *1996 Annual Conference on USENIX Annual Technical Conference*, 1996.
- [42] James Morris, Stephen Smalley, and Greg Kroah-Hartman. Linux security modules: General security support for the linux kernel. In *USENIX Security Symposium*, pages 17–31. ACM Berkeley, CA, 2002.
- [43] Andrew C Myers and Barbara Liskov. Protecting privacy using the decentralized label model. *ACM Transactions on Software Engineering and Methodology (TOSEM)*, 2000.
- [44] Adwait Nadkarni, Benjamin Andow, William Enck, and Somesh Jha. Practical DIFC enforcement on android. In *25th USENIX Security Symposium (USENIX Security 16)*, 2016.
- [45] Ben Nassi, Raz Ben-Netanel, Adi Shamir, and Yuval Elovici. Drones’ Cryptanalysis – Smashing Cryptography with a Flicker. In *IEEE Symposium on Security and Privacy*, 2019.
- [46] M. Ravindranathan A. Nguyen R. Han P. Nguyen, H. Truong and T. Vu. Matthan: Drone presence detection by identifying physical signatures in the drone’s RF communication. In *15th Annual International Conference on Mobile Systems, Applications, and Services*, 2017.

- [47] Pixhawk 4 Flight Controller. https://docs.px4.io/v1.9.0/en/flight_controller/pixhawk4.html.
- [48] J-S. Pleban, R. Band, and R. Creutzburg. Hacking and securing the AR. Drone 2.0 quadcopter: investigations for improving the security of a toy. In *Mobile Devices and Multimedia: Enabling Technologies, Algorithms, and Applications 2014*, volume 9030, 2014.
- [49] PX4 Autopilot Software. <https://px4.io/>.
- [50] Morgan Quigley, Ken Conley, Brian Gerkey, Josh Faust, Tully Foote, Jeremy Leibs, Rob Wheeler, and Andrew Y Ng. ROS: An open-source Robot Operating System. In *ICRA workshop on open source software*, volume 3.2, 2009.
- [51] Transparency Market Research. Robot Operating System Market - Snaphshot, 2018. <https://www.transparencymarketresearch.com/robot-operating-system-market.html>.
- [52] Francisco J Rodríguez-Lera, Vicente Matellán-Olivera, Jesús Balsa-Comerón, Ángel Manuel Guerrero-Higueras, and Camino Fernández-Llamas. Message Encryption in Robot Operating System: Collateral Effects of Hardening Mobile Robots. *Frontiers in ICT*, 5:2, 2018.
- [53] ROS.org—Powering the World’s Robots. <https://www.ros.org>.
- [54] ROS 2—ros 2 documentation, the latest version of the robot operating system. <https://index.ros.org/doc/ros2/>.
- [55] A. Rozantsev, V. Lepetit, and P. Fua. Flying objects detection from a single moving camera. In *IEEE Conference on Computer Vision and Pattern Recognition*, 2015.
- [56] The Real-time Publish-Subscribe Protocol DDS Interoperability Wire Protocol. <https://www.omg.org/spec/DDS-RTSP/2.3/PDF>.
- [57] R. Sailer, X. Zhang, T. Jaeger, and L. van Doorn. Design and implementation of a TCG-based integrity measurement architecture. In *USENIX Security Symposium*, 2004.
- [58] Security-enhanced Linux in Android. <https://source.android.com/security/selinux>.
- [59] S-H. Seo, J. Won, E. Bertino, Y. Kang, and D. Choi. A security framework for a drone delivery service. In *2nd Workshop on Micro Aerial Vehicle Networks, Systems, and Applications for Civilian Use*, 2016.
- [60] D. P. Shepard, J. A. Bhatti, T. E. Humphreys, and A. A. Fansler. Evaluation of smart grid and civilian UAV vulnerability to GPS spoofing attacks. In *Radionavigation Laboratory Conference Proceedings*, 2012.
- [61] Nvidia Jetson TX2. <https://www.nvidia.com/en-us/autonomous-machines/embedded-systems/jetson-tx2/>.
- [62] J. R. Vasquez, K. M. Tarplee, E. E. Case, A. M. Zelnio, and B. D. Rigling. Multisensor 3D tracking for counter small unmanned air vehicles. In *Proceedings of SPIE*, 2008.
- [63] E. Vattapparamban, İ. Güvenç, A. İ Yurekli, K. Akkaya, and S. Uluagaç. Drones for smart cities: Issues in cybersecurity, privacy, and public safety. In *2016 International Wireless Communications and Mobile computing Conference*, 2016.
- [64] Abhishek Vijeev, Vinod Ganapathy, and Chiranjib Bhattacharyya. Regulating drones in restricted spaces. In *20th International Workshop on Mobile Computing Systems and Applications*, HotMobile ’19, 2019.
- [65] Chenxi Wang, Antonio Carzaniga, David Evans, and Alexander L Wolf. Security issues and requirements for internet-scale publish-subscribe systems. In *35th Annual Hawaii International Conference on System Sciences*, pages 3940–3947. IEEE, 2002.
- [66] Ruowen Wang, Ahmed M. Azab, William Enck, Ninghui Li, Peng Ning, Xun Chen, Wenbo Shen, and Yueqiang Cheng. SPOKE: Scalable knowledge collection and attack surface analysis of access control policy for security enhanced Android. In *ACM Asia Conference on Computer and Communications Security*, 2017.
- [67] Ruowen Wang, William Enck, Douglas Reeves, Xinwen Zhang, Peng Ning, Dingbang Xu, Wu Zhou, and Ahmed Azab. EASEAndroid: Automatic policy analysis and refinement for security enhanced Android via large-scale semi-supervised learning. In *USENIX Security Symposium*, 2015.
- [68] W. Wang, Y. Sun, H. Li, and Z. Han. Cross-layer attack and defense in cognitive radio networks. In *IEEE Global Communications Conference*, 2010.
- [69] R. White, D. Christensen, I. Henrik, and D. Quigley. SROS: Securing ROS over the Wire, in the Graph, and through the Kernel. *arXiv preprint arXiv:1611.07060*, 2016.
- [70] Ruffin White, Gianluca Caiazza, Henrik Christensen, and Agostino Cortesi. Sros1: Using and developing secure ros1 systems. In *Robot Operating System (ROS)*, pages 373–405. Springer, 2019.

- [71] Ruffin White, Henrik I Christensen, Gianluca Caiazza, and Agostino Cortesi. Procedurally provisioned access control for robotic systems. In *2018 IEEE/RSJ International Conference on Intelligent Robots and Systems (IROS)*, pages 1–9. IEEE, 2018.
- [72] Y Xu and Emmett Witchel. Maxoid: Transparently confining mobile applications with custom views of state. In *Tenth European Conference on Computer Systems*, 2015.
- [73] A. Young. Passenger jet carrying 240 people nearly hits a drone at 15,000ft, 2018. The Daily Mail, UK, 15 September 2018.
- [74] Nickolai Zeldovich, Silas Boyd-Wickizer, Eddie Kohler, and David Mazieres. Making information flow explicit in HiStar. In *7th symposium on Operating Systems Design and Implementation*, 2006.