

# Open Knowledge Enrichment for Long-tail Entities

Ermei Cao\*

State Key Laboratory for Novel Software Technology  
Nanjing University, China  
emcao.nju@gmail.com

Jiacheng Huang

State Key Laboratory for Novel Software Technology  
Nanjing University, China  
jchuang.nju@gmail.com

Difeng Wang\*

State Key Laboratory for Novel Software Technology  
Nanjing University, China  
dfwang.nju@gmail.com

Wei Hu†

State Key Laboratory for Novel Software Technology  
National Institute of Healthcare Data Science  
Nanjing University, China  
whu@nju.edu.cn

## ABSTRACT

Knowledge bases (KBs) have gradually become a valuable asset for many AI applications. While many current KBs are quite large, they are widely acknowledged as incomplete, especially lacking facts of long-tail entities, e.g., less famous persons. Existing approaches enrich KBs mainly on completing missing links or filling missing values. However, they only tackle a part of the enrichment problem and lack specific considerations regarding long-tail entities. In this paper, we propose a full-fledged approach to knowledge enrichment, which predicts missing properties and infers true facts of long-tail entities from the open Web. Prior knowledge from popular entities is leveraged to improve every enrichment step. Our experiments on the synthetic and real-world datasets and comparison with related work demonstrate the feasibility and superiority of the approach.

## KEYWORDS

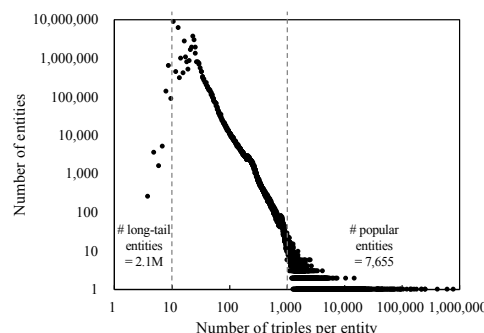
Knowledge enrichment; long-tail entities; knowledge base augmentation; property prediction; fact verification; graph neural networks

## ACM Reference Format:

Ermei Cao, Difeng Wang, Jiacheng Huang, and Wei Hu. 2020. Open Knowledge Enrichment for Long-tail Entities. In *Proceedings of The Web Conference 2020 (WWW '20)*, April 20–24, 2020, Taipei, Taiwan. ACM, New York, NY, USA, 11 pages. <https://doi.org/10.1145/3366423.3380123>

## 1 INTRODUCTION

The last few years have witnessed that knowledge bases (KBs) have become a valuable asset for many AI applications, such as semantic search, question answering and recommender systems. Some existing KBs, e.g., Freebase, DBpedia, Wikidata and Probase, are very large, containing millions of entities and billions of facts, where a fact is organized as a triple in the form of  $\langle \text{entity}, \text{property}, \text{value} \rangle$ . However, it has been aware that the existing KBs are likely to have high recall on the facts of popular entities (e.g., celebrities, famous



**Figure 1: Distribution of number of entities versus number of triples per entity (in log-log scale)**

places and award-winning works), but are overwhelmingly incomplete on less popular (e.g., *long-tail*) entities [7, 40, 52]. For instance, as shown in Figure 1, around 2.1 million entities in Freebase have less than 10 facts per entity, while 7,655 entities have more than one thousand facts, following the so-called *power-law* distribution.

Among those long-tail entities, some just lack facts in KBs rather than in the real world. The causes of the incompleteness are manifold. First, the construction of large KBs typically relies on soliciting contributions from human volunteers or distilling knowledge from “cherry-picked” sources like Wikipedia, which may yield a limited coverage on frequently-mentioned facts [7]. Second, some formerly unimportant or unknown entities may rise to fame suddenly, due to the dynamics of this ever-changing world [18]. However, current KBs may not be updated in time. Because the Web has become the main source for people to access information nowadays, the goal of this paper is to conjecture what facts about long-tail entities are missing, as well as extract and infer true facts from various Web sources. We believe that enriching long-tail entities with uncovered facts from the open Web is vital for building more complete KBs.

**State-of-the-art and limitations.** As investigated in [38], the cost of curating a fact manually is much more expensive than that of automatic creation, by a factor of 15 to 250. Due to the vast scale of long-tail entities in KBs and accessible knowledge on the Web, automation is inevitable. Existing approaches address this problem from various angles [12, 37, 49], however, we argue that they may have the following two limitations:

First, existing approaches only deal with a part of the knowledge enrichment problem, such as recommending properties to entities [23, 53], predicting missing links between entities [3, 6, 44, 45] and

\*Equal contributors

†Corresponding author

This paper is published under the Creative Commons Attribution 4.0 International (CC-BY 4.0) license. Authors reserve their rights to disseminate the work on their personal and corporate Web sites with the appropriate attribution.

WWW '20, April 20–24, 2020, Taipei, Taiwan

© 2020 IW3C2 (International World Wide Web Conference Committee), published under Creative Commons CC-BY 4.0 License.

ACM ISBN 978-1-4503-7023-3/20/04.

<https://doi.org/10.1145/3366423.3380123>

verifying the truths of facts [24]. Also, the KB population (KBP) or slot filling approaches usually assume that the target properties are given beforehand and extract values from free text [4, 46] or structured Web tables [22, 42, 52]. To the best of our knowledge, none of them can accomplish open knowledge enrichment alone.

Second, most approaches lack considerations for long-tail entities. Due to the lack of facts about long-tail entities, the link prediction approaches may not learn good embeddings for them. Similarly, the KBP approaches would be error-sensitive for incidentally-appeared entities, as they cannot handle errors or exceptions well. We note that a few works have begun to study the long-tail phenomenon in KBs, but they tackle different problems, e.g., linking long-tail entities to KBs [8], extracting long-tail relations [54] and verifying facts for long-tail domains [24].

**Our approach and contributions.** To address the above limitations, we propose *OKELE*, a full-fledged approach to enrich long-tail entities from the open Web. OKELE works based on the idea that we can infer the missing knowledge of long-tail entities by comparing with similar popular entities. For instance, to find out what a person lacks, we can see what other persons have. We argue that, this may not be the best solution, but it is sufficiently intuitive and very effective in practice.

Specifically, given a long-tail entity, OKELE aims to search the Web to find a set of true facts about it. To achieve this, we deal with several challenges: First, the candidate properties for a long-tail entity can be vast. We construct an entity-property graph and propose a graph neural network (GNN) based model to predict appropriate properties for it. Second, the values of a long-tail entity are scattered all over the Web. We consider various types of Web sources and design corresponding extraction methods to retrieve them. Third, the extracted facts from different sources may have conflicts. We propose a probabilistic graphical model to infer the true facts, which particularly considers the imbalance between small and large sources. Note that, during the whole process, OKELE makes full use of popular entities to improve the enrichment accuracy.

The main contributions of this paper are summarized as follows:

- We propose a full-fledged approach for open knowledge enrichment on long-tail entities. As far as we know, this is the first work attempting to solve this problem. (Section 2)
- We propose a novel property prediction model based on GNNs and graph attention mechanism, which can accurately predict the missing properties of long-tail entities by comparison of similar popular entities. (Section 3)
- We explore various semi-structured, unstructured and structured Web sources. For each type of sources, we develop the corresponding extraction method, and use popular entities to find appropriate sources and refine extraction methods. (Section 4)
- We present a new fact verification model based on a probabilistic graphical model with conjugate priors, which infers the true facts of long-tail entities by incorporating confidence interval estimators of source reliability and prior knowledge from popular entities. (Sections 5)
- We conduct both synthetic and real-world experiments. Our results demonstrate the effectiveness of OKELE, and also show that the property prediction and fact verification models significantly outperform competitors. (Section 6)

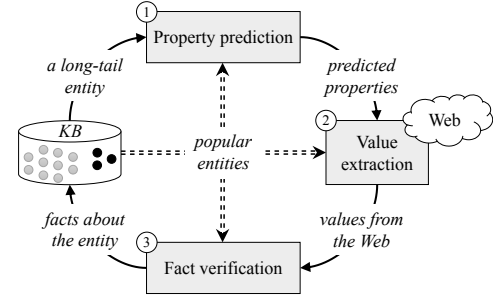


Figure 2: Overview of the approach

## 2 OVERVIEW OF THE APPROACH

In this paper, we deal with RDF KBs such as Freebase, DBpedia and Wikidata. A KB is defined as a 5-tuple  $KB = (E, P, T, L, F)$ , where  $E, P, T, L, F$  denote the sets of entities, properties, classes, literals and facts, respectively. A fact is a triple of the form  $f = \langle e, p, x \rangle \in E \times P \times (E \cup T \cup L)$ , e.g.,  $\langle \text{Erika\_Harlachner}, \text{profession}, \text{Voice\_Actor} \rangle$ . Moreover, properties can be divided into relations and attributes. Usually, it is hard to strictly distinguish *long-tail* entities and *non-long-tail* entities. Here, we roughly say that an entity is a long-tail entity if it uses a small number of distinct properties (e.g.,  $\leq 5$ ).

Given a long-tail entity  $e$  in a KB, *open knowledge enrichment* aims at tapping into the masses of data over the Web to infer the missing knowledge (e.g., properties and facts) of  $e$  and add it back to the KB. A Web source, denoted by  $s$ , makes a set of claims, each of which is in the form of  $c = (f, s, o)$ , where  $f, s, o$  are a fact, a source and an observation, respectively. In practice,  $o$  often takes a confidence value about how confident  $f$  is present in  $s$  according to some extraction method. Also,  $f$  has a label  $l_f \in \{\text{True}, \text{False}\}$ .

Figure 2 shows the workflow of our approach, which accepts a long-tail entity as input and conducts the following three steps:

- (1) **Property prediction.** Based on the observations that similar entities are likely to share overlapped properties and popular entities have more properties, we resort to *similar popular entities*. Our approach first creates an entity-property graph to model the interactions between entities and properties. Then, it employs an attention-based GNN model to predict the properties of the long-tail entity.
- (2) **Value extraction.** For each predicted property of the long-tail entity, our approach extracts the corresponding values from the Web. To expand the coverage and make full use of the redundancy of Web data, we leverage various types of Web sources, including semi-structured vertical websites, unstructured plain text in Web content and structured HTML tables. Prior knowledge from popular entities is used to improve the template-based extraction from vertical websites and the distantly-supervised extraction from text.
- (3) **Fact verification.** Our approach employs an efficient probabilistic graphical model to estimate the probability of each fact being true, based on the observations from various Web sources. To tackle the skewed number of claims caused by the long-tail phenomenon, our approach adopts an effective estimator to deal with the effect of source claim size. Moreover, prior knowledge from popular entities is leveraged to guide the estimation of source reliability. Finally, the verified facts are added into the KB to enrich the long-tail entity.

### 3 PROPERTY PREDICTION

To leverage similar popular entities to infer the missing properties of long-tail entities, the main difficulties lie in how to model the interactions between entities and properties and make an accurate prediction from a large number of candidates. In this section, we present a new property prediction model based on GNNs [17, 21] and graph attention mechanism [48].

#### 3.1 Entity-Property Graph Construction

We build *entity-property graphs* to model the interactions between entities and properties and the interactions between similar entities. An entity-property graph consists of two types of nodes, namely *entity nodes* and *property nodes*, and two types of edges: (i) *entity-property edges* are used to model the interactions between entities and properties. We create an edge between an entity node and a property node if the entity uses the property; and (ii) *entity-entity edges* are used to model the interactions between similar entities. We create an edge between an entity node and each of its top- $k$  similar entity nodes.

Given a  $KB = (E, P, T, L, F)$ , for any two entities  $e_1, e_2 \in E$ , we consider three aspects of similarities between them. Note that, in practice, we sample a small subset of  $KB$  for model training.

- **Type-based similarity** considers the number of types (i.e., classes) that  $e_1, e_2$  have in common. To emphasize that some types are more informative than others (e.g., *actor* versus *person*), we further employ a weighted scoring function:

$$\text{sim}_{1,2}^t = \frac{2 \sum_{t \in T_{e_1} \cap T_{e_2}} q_t}{\sum_{t_1 \in T_{e_1}} q_{t_1} + \sum_{t_2 \in T_{e_2}} q_{t_2}}, \quad (1)$$

where  $q_t = \frac{|E|}{|\{e \in E : e \text{ has type } t\}|}$ .  $T_e$  denotes the set of types that  $e$  directly defines (i.e., without subclass reasoning).

- **Property-based similarity** measures the similarity based on the number of common properties used by  $e_1, e_2$ :

$$\text{sim}_{1,2}^p = \frac{2 |\{p \in P : \langle e_1, p, x \rangle \in F\} \cap \{p \in P : \langle e_2, p, x' \rangle \in F\}|}{|\{p \in P : \langle e_1, p, x \rangle \in F\}| + |\{p \in P : \langle e_2, p, x' \rangle \in F\}|}. \quad (2)$$

- **Value-based similarity** calculates the number of values that  $e_1, e_2$  both have. Analogous to the type-based similarity, we emphasize more informative values:

$$\text{sim}_{1,2}^v = \frac{2 \sum_{v \in V_{e_1} \cap V_{e_2}} \text{info}(v)}{\sum_{v_1 \in V_{e_1}} \text{info}(v_1) + \sum_{v_2 \in V_{e_2}} \text{info}(v_2)}, \quad (3)$$

where  $\text{info}(v) = \log \frac{|E|}{|\{e \in E : e \text{ has value } v\}|}$  [13].  $V_e$  denotes the set of values that  $e$  has. For entities and classes, we directly use the URLs, and for literals, we use the lexical forms.

The *overall* similarity between  $e_1$  and  $e_2$  is obtained by linearly combining the above three similarities:

$$\text{sim}_{1,2} = \alpha_1 \text{sim}_{1,2}^t + \alpha_2 \text{sim}_{1,2}^p + \alpha_3 \text{sim}_{1,2}^v, \quad (4)$$

where  $\alpha_1, \alpha_2, \alpha_3 \in [0, 1]$  are weighting factors s.t.  $\alpha_1 + \alpha_2 + \alpha_3 = 1$ .

#### 3.2 Attention-based GNN Model

Figure 3 shows our attention-based GNN model for property prediction. Below, we present its main modules in detail. For notations,

we use boldface lowercase and uppercase letters to denote vectors and matrices, respectively.

**Entity modeling.** For each entity  $e_i$ , entity modeling learns a corresponding latent vector representation  $\mathbf{h}_i$ , by aggregating three kinds of interactions, namely entity-property interactions (denoted by  $\mathbf{h}_i^P$ ), entity-entity interactions ( $\mathbf{h}_i^E$ ) and itself:

$$\mathbf{h}_i = \mathbf{h}_i^P + \mathbf{h}_i^E + \sigma(\mathbf{W} \mathbf{e}_i + \mathbf{b}), \quad (5)$$

where  $\mathbf{e}_i$  denotes the embedding of  $e_i$ .  $\sigma(\cdot)$  is the activation function.  $\mathbf{W}$  and  $\mathbf{b}$  are the weight matrix and bias vector, respectively.

Specifically, entity-property interactions aggregate information from its neighboring property nodes:

$$\mathbf{h}_i^P = \sigma\left(\mathbf{W} \left( \sum_{j \in N_i^P} \zeta_{ij} \mathbf{p}_j \right) + \mathbf{b}\right), \quad (6)$$

where  $\mathbf{p}_j$  denotes the embedding of property  $p_j$ .  $\zeta_{ij}$  is the interaction coefficient between  $e_i$  and  $p_j$ , and  $N_i^P$  is the neighboring property node set of  $e_i$ .

Entity-entity interactions aggregate information from its neighboring entity nodes:

$$\mathbf{h}_i^E = \sigma\left(\mathbf{W} \left( \sum_{j \in N_i^E} \eta_{ij} \mathbf{e}_j \right) + \mathbf{b}\right), \quad (7)$$

where  $\eta_{ij}$  is the interaction coefficient between  $e_i$  and  $e_j$ , and  $N_i^E$  is the neighboring entity node set of  $e_i$ .

There are two ways of calculating the interaction coefficients  $\zeta_{ij}$  and  $\eta_{ij}$ . One fixes  $\zeta_{ij} = \frac{1}{|N_i^P|}$ ,  $\eta_{ij} = \frac{1}{|N_i^E|}$  under the assumption that all property/entity nodes contribute equally. However, this may not be optimal, because (i) different properties have different importance to one entity. For example, *birth\_date* is less specific than *written\_book* for an author; and (ii) for an entity, its similar neighboring entities can better model that entity. Thus, the other way lets the interactions have uneven contributions to the latent vector representations of entities. Here, we employ the graph attention mechanism [48] to make the entity pay more attention to the interactions with more relevant properties/entities, which are formulated as follows:

$$\zeta_{ij} = \mathbf{w}_2^T \sigma(\mathbf{W}_1 [\mathbf{p}_j; \mathbf{e}_i] + \mathbf{b}_1) + b_2, \quad (8)$$

$$\eta_{ij} = \mathbf{w}_2^T \sigma(\mathbf{W}_1 [\mathbf{e}_j; \mathbf{e}_i] + \mathbf{b}_1) + b_2, \quad (9)$$

where  $[\cdot]$  is the concatenation operation. We normalize the coefficients using the softmax function, which can be interpreted as the importance of  $p_j$  and  $e_j$  to the latent vector representation of  $e_i$ .

**Property modeling.** For each property  $p_i$ , property modeling learns a corresponding latent vector representation  $\mathbf{k}_i$ , by aggregating two kinds of interactions, namely property-entity interactions ( $\mathbf{k}_i^E$ ) and itself:

$$\mathbf{k}_i = \mathbf{k}_i^E + \sigma(\mathbf{W} \mathbf{p}_i + \mathbf{b}). \quad (10)$$

Specifically, property-entity interactions aggregate information from its neighboring entity nodes:

$$\mathbf{k}_i^E = \sigma\left(\mathbf{W} \left( \sum_{j \in M_i^E} \theta_{ij} \mathbf{e}_j \right) + \mathbf{b}\right), \quad (11)$$

where  $\theta_{ij}$  is the interaction coefficient between  $p_i$  and  $e_j$ , and  $M_i^E$  is the neighboring entity node set of  $p_i$ .

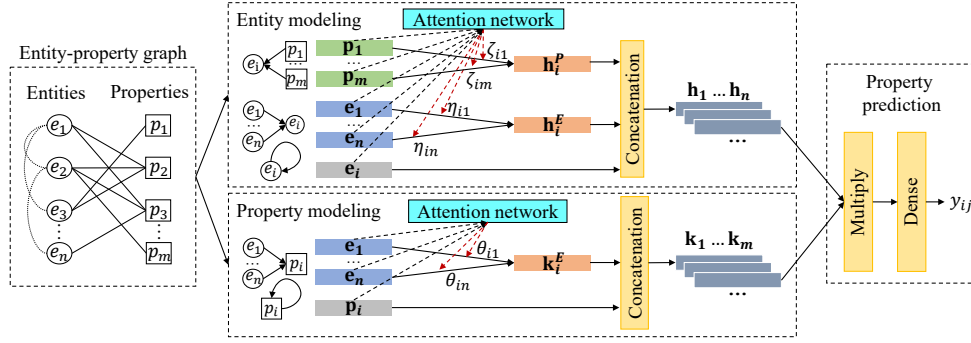


Figure 3: Attention-based GNN model for property prediction

Similarly, we use the graph attention mechanism to refine  $\theta_{ij}$ :

$$\theta_{ij} = \mathbf{w}_2^T \sigma(\mathbf{W}_1 [\mathbf{e}_j; \mathbf{p}_i] + \mathbf{b}_1) + b_2, \quad (12)$$

which is normalized by softmax as well.

**Property prediction.** For entity  $e_i$  and property  $p_j$ , we first multiply them as  $\mathbf{g}_0 = [\mathbf{h}_i \cdot \mathbf{k}_j]$ , which is then fed into a multi-layer perceptron (MLP) to infer the probability  $y_{ij}$  that  $e_i$  has  $p_j$  using the sigmoid function:

$$\mathbf{g}_1 = \sigma(\mathbf{W}_0 \mathbf{g}_0 + \mathbf{b}_0), \dots, \mathbf{g}_l = \sigma(\mathbf{W}_{l-1} \mathbf{g}_{l-1} + \mathbf{b}_{l-1}), \quad (13)$$

$$y_{ij} = \text{sigmoid}(\mathbf{w}_l^T \mathbf{g}_l + b_l),$$

where  $l$  is the number of hidden layers.

**Model training.** We define the loss function as follows:

$$\text{loss} = - \sum_{i=1}^n \sum_{j=1}^m \left[ y_{ij}^* \log(y_{ij}) + (1 - y_{ij}^*) \log(1 - y_{ij}) \right], \quad (14)$$

where  $y_{ij}^*$  is the true label of  $e_i$  having  $p_j$ , and  $n, m$  are the numbers of entities and properties in the training set. To optimize this loss function, we use Adam optimizer [20] and the polynomial decay strategy to adjust the learning rate. The model parameter complexity is  $O((n + m)d_1 + ld_1^2 + d_1d_2)$ , where  $d_1$  is the dimension of embeddings and latent vectors, and  $d_2$  is the size of attentions.

**Example 3.1.** Let us see the example depicted in Figure 4. *Erika\_Halacher* is an American voice actress. She is a long-tail entity in Freebase with two properties *film.dubbing\_performance.film* and *person.person.profession*. Also, according to the similarity measures, *Tress\_MacNeille*, *Frank\_Welker* and *Dee\_B\_Baker* are ranked as its top-3 similar entities. The attention-based GNN model predicts a group of properties for *Erika\_Halacher*, some of which are general, e.g., *people.person.nationality*, while others are customized, such as *film.performance.special\_performance\_type*. □

## 4 VALUE EXTRACTION

Given an entity and a set of predicted properties, we aim to search the corresponding value collections on the Web, where each value collection is associated with an entity-property pair. However, extracting values for long-tail entities from the Web is hard. On one hand, there are many different types of long-tail entities and their properties are pretty diverse and sparse. On the other hand, a large portion of Web data is un/semi-structured and scattered, there is no guarantee for their veracity. Thus, to improve the coverage of

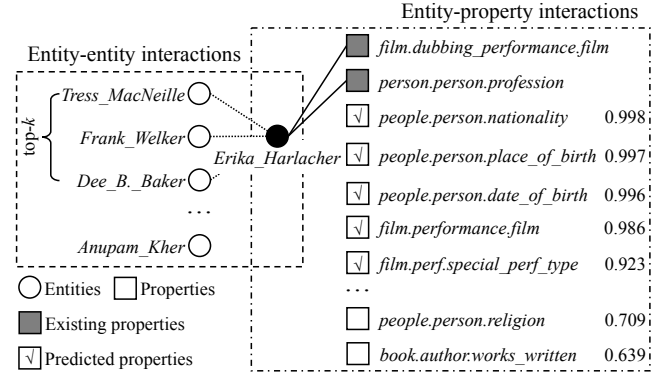


Figure 4: Example of property prediction

value collections and make full use of the redundancy of Web data, we consider *semi-structured vertical websites*, *unstructured plain text* and *structured data*.

### 4.1 Extraction from Vertical Websites

Vertical websites contain high-quality knowledge for entities of specific types, e.g., IMDB<sup>1</sup> is about actors and movies. As found in [28], a vertical website typically consists of a set of entity detail pages generated from a template or a set of templates. Each detail page describes an entity and can be regarded as a DOM tree. Each node in the DOM tree can be reached by an absolute XPath. The detail pages using the same template often share a common structure and placement of content.

**Method.** We propose a two-stage method to extract values from vertical websites. First, we leverage *popular entities* in the previous step to find appropriate vertical websites. For a popular entity, we use its name and type(s) as the query keywords to vote and sort vertical websites through a search engine.

Then, we use the *known facts* of popular entities to learn one or more XPaths for each property. In many cases, the XPaths for the same property are likely to be similar. For example, for property *date\_of\_birth*, the XPaths in *Tom\_Cruise* and *Matt\_Damon* detail pages of IMDB are the same. For the case that a page puts multiple values of the same property together, e.g., in the form of a list or table, we merge the multiple XPaths to a generic one. Also, we use CSS selectors to enhance the extraction by means of HTML tags

<sup>1</sup><https://www.imdb.com>

such as *id* and *class*. For example, the CSS selector for *date\_of\_birth* is always “#name-born-info > time” in IMDB. Thus, for each vertical website, we can learn a set of XPath-property mappings, which are used as templates to extract values for long-tail entities.

**Implementation.** We employ Google as the search engine, and sample 200 popular entities for each type of entities. According to our experiments, the often used vertical websites include IMDB, Discogs,<sup>2</sup> GoodReads,<sup>3</sup> DrugBank,<sup>4</sup> and Peakbagger.<sup>5</sup>

## 4.2 Extraction from Plain Text

We use *closed IE* (information extraction) to extract knowledge from unstructured text. For open IE [30], although it can extract facts on any domain without a vocabulary, the extracted textual facts are hard to be matched with KBs. We do not consider it currently. Again, we leverage popular entities to improve the extraction accuracy.

**Method.** We first perform natural language processing (NLP) jobs, e.g., named entity recognition (NER) and coreference resolution, on each document. We conduct entity linking using the methods described in [39]. Then, we leverage *distant supervision* [33] for training. Distantly-supervised relation extraction assumes that, if two entities have a relation in a KB, then all sentences that contain these two entities hold this relation. However, this would generate some wrongly-labeled training data. To further reduce the influence of errors and noises, we use a relation extraction model with multi-instance learning [27], which can dynamically reduce the weights of those noisy instances.

**Implementation.** To get the text for each entity, we use the snippets of its top-10 Google search results and its Wikipedia page. We leverage Stanford CoreNLP toolkit [29] together with DBpedia-Spotlight [5] and n-gram index search for NER. Other NLP jobs are done with Stanford CoreNLP toolkit. For relation extraction, we use the Wikipedia pages of popular entities as the annotated corpus for distant supervision and implement the sentence-level attention over multiple instances with OpenNRE [27].

## 4.3 Extraction from Structured Data

For structured data on the Web, we mainly consider relational Web tables and Web markup data. Previous studies [22, 42] have shown that Web tables contain a vast amount of structured knowledge about entities. Additionally, there are many webpages where their creators have added structured markup data, using the *schema.org* vocabulary along with the Microdata, RDFa, or JSON-LD formats.

**Method.** For relational Web tables, the extraction method consists of three phases: (i) *table search*, which uses the name and type of a target entity to find related tables; (ii) *table parsing*, which retrieves entity facts from the tables. Following [24], we distinguish vertical tables and horizontal tables. A vertical table, e.g., a Wikipedia infobox, usually describes a single entity by two columns, where the first column lists the properties while the second column provides the values. We can extract facts row by row. A horizontal table often contains several entities, where each row describes an entity, each column represents a property and each cell gives the corresponding value. We identify which row refers to the target entity using string matching, and extract the table header or the

first non-numeric row as properties; and (iii) *schema matching*, which matches table properties to the ones in a KB. We compare the labels of properties after normalization and also extend labels with synonyms in WordNet.

For Web markup data, as the properties from *schema.org* vocabulary are canonical, and the work in [47] has shown that string comparison between labels of markup entities is an efficient way for linking coreferences, we reuse the entity linking and property matching methods as aforementioned.

**Implementation.** We collect the English version of WikiTables [2] and build a full-text index for search based on Lucene. We also use the online interface of Google Web tables.<sup>6</sup> For Web markup data, we retrieve from the Web Data Commons Microdata corpus.<sup>7</sup>

## 5 FACT VERIFICATION

Due to the nature of the Web and the imperfection of the extraction methods, conflicts often exist in the values collected from different sources. Among the conflicts, which one(s) represent the truth(s)? Facing the daunting data scale, expecting humans to check all facts is unrealistic, so our goal is to algorithmically verify their veracity.

As the simplest model, majority voting treats the facts claimed by the majority as correct, but it fails to distinguish the reliability of different sources, which may lead to poor performance when the number of low-quality sources is large. A better solution evaluates sources based on the intuition that high-quality sources are likely to provide more reliable facts. However, the reliability is usually prior unknown. Moreover, stepping into the era of Web 2.0, all end users can create Web content freely, which causes that many sources just provide several claims about one or two entities, while only a few sources make plenty of claims about many entities, i.e., the so-called *long-tail* phenomenon [25]. It is very difficult to assess the reliability of those “small” sources accurately, and an inaccurate estimate would impair the effectiveness of fact verification. To tackle these issues, we propose a novel probabilistic graphical model.

### 5.1 Probabilistic Graphical Model

The plate diagram of our model is illustrated in Figure 5. For each fact  $f$ , we model its probability of being true as a latent random variable  $z_f$ , and generate  $z_f$  from a beta distribution:  $z_f \sim \text{Beta}(\beta_1, \beta_0)$ , with hyperparameter  $\beta = (\beta_1, \beta_0)$ . Beta distribution is a family of continuous probability distributions defined on the interval  $[0, 1]$  and often used to describe the distribution of a probability value.  $\beta$  determines the prior distribution of how likely  $f$  is to be true, where  $\beta_1$  denotes the prior true count of  $f$  and  $\beta_0$  denotes the prior false count. The set of all latent truths is denoted by  $Z$ . Once  $z_f$  is calculated, the label  $l_f$  of  $f$  can be determined by a threshold  $\epsilon$ , i.e., if  $z_f \geq \epsilon$ ,  $l_f = \text{True}$ , and False otherwise.

For each source  $s$ , we model its error variance  $\omega_s$  by the scaled inverse chi-squared distribution:  $\omega_s \sim \text{Scale-inv-}\chi^2(v_s, \tau_s^2)$ , with hyperparameters  $v_s$  and  $\tau_s^2$  to encode our belief that source  $s$  has labeled  $v_s$  facts with variance  $\tau_s^2$ . The set of error variance for all sources is denoted by  $W$ . We use the scaled inverse chi-squared distribution for two main reasons. First, it can conveniently handle the effect of sample size to tackle the problem brought by the long-tail phenomenon of source claims [25]. Second, we use it to keep

<sup>2</sup><https://www.discogs.com>, <sup>3</sup><http://www.goodreads.com>, <sup>4</sup><https://www.drugbank.ca>, <sup>5</sup><http://peakbagger.com>

<sup>6</sup><https://research.google.com/tables/>, <sup>7</sup><http://webdatacommons.org/structureddata>

the scalability of model inference, as it is a conjugate prior for the variance parameter of normal distribution [11].

For each claim  $c$  of fact  $f$  and source  $s$ , we assume that the observation  $o_{fs}$  is drawn from a normal distribution:  $o_{fs} \sim \mathcal{N}(z_f, \omega_s)$ , with mean  $z_f$  and variance  $\omega_s$ . The set of observations is denoted by  $O$ . We believe that the observations are likely to be centered around latent truth and influenced by source quality. Errors, which are the differences between claims and truths, may occur in every source. If a source is unreliable, the observations that it claims would have a wide spectrum and deviate from the latent truths.

## 5.2 Truth Inference

Given the observed claim data, we infer the truths of facts with our probabilistic graphical model. Given hyperparameters  $\beta$ ,  $v_s$  and  $\tau_s^2$ , the complete likelihood of all observations and latent variables is

$$\begin{aligned} & \Pr(Z, W, O \mid \beta, v_s, \tau_s^2) \\ &= \prod_{f \in F} \Pr(z_f \mid \beta) \left( \prod_{s \in S} \prod_{f \in F_s} \Pr(o_{fs} \mid z_f, \omega_s) \right) \prod_{s \in S} \Pr(\omega_s \mid v_s, \tau_s^2) \\ &= \prod_{f \in F} \text{Beta}(z_f \mid \beta) \prod_{s \in S} \left( \prod_{f \in F_s} \mathcal{N}(o_{fs} \mid z_f, \omega_s) \text{Scale-inv-}\chi^2(\omega_s \mid v_s, \tau_s^2) \right), \end{aligned} \quad (15)$$

where  $F, S$  denote the sets of facts and sources, respectively.  $F_s$  is the set of facts claimed in source  $s$ .

We want to find an assignment of latent truths that maximizes the joint probability, i.e., the maximum-a-posterior estimate for  $Z$ :

$$Z^* = \arg \max_Z \int \Pr(Z, W, O \mid \beta, v_s, \tau_s^2) dW. \quad (16)$$

Note that this derivation holds as  $O$  is the observed claim data.

Based on the conjugacy of exponential families, in order to find  $Z^*$ , we can directly integrate out  $W$  in Eq. (15):

$$\begin{aligned} & \Pr(Z, O \mid \beta, v_s, \tau_s^2) \\ &= \prod_{f \in F} \text{Beta}(z_f \mid \beta) \prod_{s \in S} \int \prod_{f \in F_s} \mathcal{N}(o_{fs} \mid z_f, \omega_s) \text{Scale-inv-}\chi^2(\omega_s \mid v_s, \tau_s^2) d\omega_s \\ &\propto \prod_{f \in F} z_f^{\beta_f - 1} (1 - z_f)^{\beta_0 - 1} \prod_{s \in S} \left( \frac{v_s \tau_s^2 + \sum_{f \in F_s} (z_f - o_{fs})^2}{2} \right)^{-\frac{v_s + |F_s|}{2}}. \end{aligned} \quad (17)$$

Therefore, the goal becomes to maximize Eq. (17) w.r.t.  $Z$ , which is equivalent to minimizing the negative log likelihood:

$$\begin{aligned} & -\log \Pr(Z, O \mid \beta, v_s, \tau_s^2) \\ &\propto \sum_{f \in F} \left( (1 - \beta_1) \log z_f + (1 - \beta_0) \log(1 - z_f) \right) \\ &\quad + \sum_{s \in S} \frac{v_s + |F_s|}{2} \log \frac{v_s \tau_s^2 + \sum_{f \in F_s} (z_f - o_{fs})^2}{2}. \end{aligned} \quad (18)$$

Now, we can apply a gradient descent method to optimize this negative likelihood and infer the unknown latent truths.

## 5.3 Hyperparameter Setting and Source Reliability Estimation

In this section, we describe how to set hyperparameters and how to estimate source reliability, using *prior truths* and observed data.

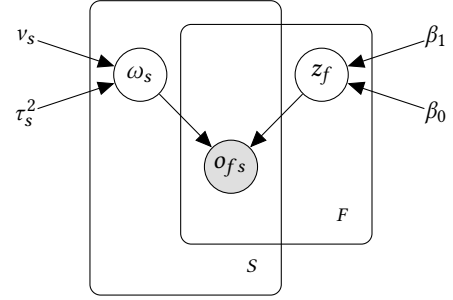


Figure 5: Plate diagram of the fact verification model

Intuitively, the error variances of different sources should depend on the quality of observations in the sources, rather than set them as constants regardless of sources. As aforementioned,  $o_{fs}$  is drawn from  $\mathcal{N}(z_f, \omega_s)$ . As the sum of squares of standard normal distributions has the chi-squared distribution [19], we have

$$\frac{\sum_{f \in F_s} (z_f - o_{fs})^2}{\omega_s} \sim \chi^2(|F_s|). \quad (19)$$

Therefore, we have  $\omega_s \sim \text{Scale-inv-}\chi^2(|F_s|, \hat{\sigma}_s^2)$ , where  $\hat{\sigma}_s^2$  is the sample variance calculated as follows:

$$\hat{\sigma}_s^2 = \frac{1}{|F_s|} \sum_{f \in F_s} (z_f - o_{fs})^2. \quad (20)$$

So, we can set  $v_s = |F_s|$  and  $\tau_s^2 = \hat{\sigma}_s^2$  to encode that  $s$  has already provided  $v_s$  observations with average squared deviation  $\tau_s^2$ .

Calculating  $\hat{\sigma}_s^2$  needs the truths of facts that are claimed in  $s$ . The most common way is to estimate them by majority voting, which lets  $\hat{z}_f = \frac{1}{|S_f|} \sum_{s \in S_f} o_{fs}$ , where  $S_f$  denotes the set of sources that claims  $f$ . A better way is to exploit prior knowledge (i.e., existing facts in the KB) to guide truth inference. Here, we use prior truths derived from a subset of *popular entities* to guide source reliability estimation. For each prior truth in the KB, we directly fix  $\hat{z}_f = 1.0$ . Besides, we leverage the prior truths to predict whether a property is single-valued or multi-valued by analyzing how popular entities use the property. If the property is single-valued, we only label the fact with the highest probability as correct finally, otherwise the correct facts are determined by threshold  $\epsilon$ .

Furthermore, we find that  $\hat{\sigma}_s^2$  may not accurately reveal the real variance of a source when  $|F_s|$  is very small, as many sources have very few claims in the real world, which further causes imprecise truth inference. To solve this issue, we adopt the estimation proposed in [25], which uses the upper bound of the  $(1 - \alpha)$  confidence interval of sample variance as an estimator, namely,

$$\tau_s^2 = \frac{\sum_{f \in F_s} (z_f - o_{fs})^2}{\chi_{(\alpha/2, |F_s|)}^2}. \quad (21)$$

After we obtain the inferred truths of facts using the proposed model, the posterior source quality can be calculated by treating the truths as observed data. The maximum-a-posterior estimate of source reliability has a closed-form solution:

$$\text{reliability}(s) \propto \frac{1}{\mathbb{E}[\omega_s]} \propto \frac{v_s + |F_s|}{v_s \tau_s^2 + \sum_{f \in F_s} (z_f - o_{fs})^2}. \quad (22)$$

*Example 5.1.* Recall the example in Figure 4. The attention-based GNN model predicts a few properties like *people.person.nationality*

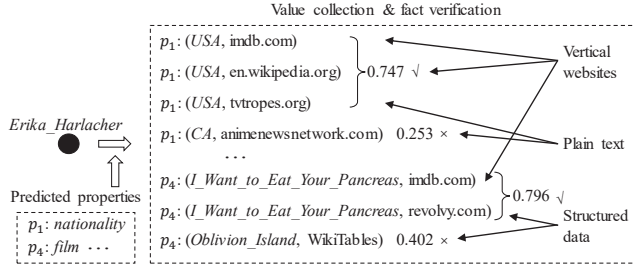


Figure 6: Example of value collection and fact verification

and *film.performance.film*. For each property, many possible values are found from heterogeneous Web sources (see Figure 6). During fact verification, identical facts from different sources are merged, but each source has its own observations. Finally, the nationality of *Erika\_Halacher* (*USA*,  $z_f = 0.747$ ) is correctly identified from others and some films that she dubbed are found as well.  $\square$

Finally, we add the verified facts back to the KB. For a relation fact, we use the same aforementioned entity linking method to link the value to an existing entity in the KB. If the entity is not found, we create a new one with the range of the relation as its type. If this relation has no range, we assign the type from NER to it. For an attribute fact, we simply create a literal for the value.

## 6 EXPERIMENTS AND RESULTS

We implemented our approach, called OKELE, on a server with two Intel Xeon Gold 5122 CPUs, 256 GB memory and a NVIDIA GeForce RTX 2080 Ti graphics card. The datasets, source code and gold standards are accessible online.<sup>8</sup>

### 6.1 Synthetic Experiment

**6.1.1 Dataset Preparation.** Our aim in this experiment was twofold. First, we would like to conduct module-based evaluation of OKELE and compare it with related ones in terms of property prediction, value extraction and fact verification. Second, we wanted to evaluate various (hyper-)parameters in OKELE and use the best in the real-world experiment. As far as we know, there exists no benchmark dataset for open knowledge enrichment yet.

We used Freebase as our KB, because it is famous and widely-used. It is no longer updated, making it more appropriate for our problem, as there is a larger difference against current Web data. We chose 10 classes in terms of popularity (i.e., entity numbers) and familiarity with people. For each class, we created a dataset with 1,000 entities for training, 100 ones for validation and 100 for test, all of which were randomly sampled without replacement from top 20% of entities by filtered property numbers [1]. Table 1 lists statistics of the sampled data.

We leveraged these entities to simulate long-tail entities, based on the local closed world assumption [24, 42] and the leave- $n$ -out strategy [53]. For each entity, we randomly kept five properties (and related facts) and removed the others from the entity. Then, the removed properties and facts were treated as the ground truths in the experiment. We argue that this evaluation may be influenced by the incompleteness of KBs. But, it can be carried out at large

Table 1: Statistics of the synthetic dataset

Classes	# Candidate properties	# Properties	# Facts
		per test entity	
film.actor	1,241	67.5	1,167.7
music.album	414	22.5	92.5
book.book	510	22.0	66.7
architecture.building	755	25.5	258.6
medicine.drug	226	22.5	107.4
film.film	661	55.4	875.3
food.food	364	19.2	199.7
geography.mountain	114	13.3	38.3
boats.ship	131	13.0	31.7
computer.software	354	13.7	102.8

scale and without human judgment. Also, since we used popular entities, the problem of incompleteness is not severe.

**6.1.2 Experiment on Property Prediction.** Below, we describe the experimental setting and report the results.

**Comparative models.** We selected three categories of models for comparison: (i) the property mining models designed for KBs, (ii) the traditional models widely-used in recommender systems, and (iii) the deep neural network based recommendation models. For each category, we picked several representatives, which are briefly described as follows. Note that, for all of them, we strictly used the (hyper-)parameters suggested in their papers. For the first category, we chose the following three models:

- *Popularity-based*, which ranks properties under a class based on the number of entities using each property.
- *Predicate suggester in Wikidata* [53], which ranks and suggests candidate properties based on association rules.
- *Obligatory attributes* [23], which recognizes the obligatory (i.e., not optional) properties of every class in a KB.

For the second category, we chose the following three models:

- *User-KNN and item-KNN* [43], which are two standard collaborative filtering models. In our context, users are entities and items are properties. A binary matrix is created based on which entity using which property.
- *eALS* [16], which is a state-of-the-art model for item recommendation, based on matrix factorization.

For the last category, we picked three models all in [15]:

- *Generalized matrix factorization (GMF)*, which is a full neural treatment of collaborative filtering. It uses a linear kernel to model the latent feature interactions of items and users.
- *MLP*, which adopts a non-linear kernel to model the latent feature interactions of items and users.
- *NeuMF*, which is a very recent matrix factorization model with the neural network architecture. It combines GMF and MLP by concatenating their last hidden layers to model the complex interactions between items and users.

For OKELE, we searched the initial learning rate in  $\{0.001, 0.01, 0.1\}$ ,  $\alpha_1$  and  $\alpha_2$  in  $\{0.1, 0.2, 0.3, 0.4, 0.5\}$ , the number of entity neighbors  $k$  in  $\{50, 100, 200\}$ , the number of hidden layers  $l$  in  $\{1, 2, 3\}$ , the dimension of embeddings and latent vectors  $d_1$  in  $\{8, 16, 32\}$ , the size of attentions  $d_2$  in  $\{8, 16, 32\}$  and the number of negative examples per positive in  $\{4, 8, 16\}$ . The final setting is: learning rate = 0.01,  $\alpha_1 = \alpha_2 = 0.3$ ,  $k = 100$ ,  $l = 1$ , both  $d_1$  and  $d_2 = 16$ ,

<sup>8</sup><https://github.com/nju-websoft/OKELE/>



**Table 2: Results of property prediction**

Models	Top-5		Top-10		MAP
	Prec.	NDCG	Prec.	NDCG	
Popularity-based	0.791	0.802	0.710	0.773	0.693
Pred. suggester	0.879	0.892	0.783	0.857	0.758
Obligatory attrs.	0.693	0.713	0.567	0.645	0.719
User-KNN	0.845	0.855	0.750	0.820	0.760
Item-KNN	0.881	0.890	0.800	0.875	0.804
eALS	0.887	0.902	0.793	0.867	0.800
GMF	<u>0.906</u>	<u>0.916</u>	<u>0.805</u>	<u>0.880</u>	<u>0.814</u>
MLP	0.867	0.883	0.770	0.846	0.778
NeuMF	0.901	0.915	0.797	0.875	0.800
OKELE	<b>0.926</b>	<b>0.935</b>	<b>0.816</b>	<b>0.891</b>	<b>0.823</b>

The best and second best are in **bold** and underline, resp.

**Table 3: Ablation study of the property prediction model**

Models	Top-5		Top-10		MAP
	Prec.	NDCG	Prec.	NDCG	
OKELE	<b>0.926</b>	<b>0.935</b>	<b>0.816</b>	<b>0.891</b>	<b>0.823</b>
w/o attention	0.909	0.921	0.805	0.880	0.808
w/o top- $k$ ents.	0.876	0.892	0.776	0.851	0.771
w/o ent. interact.	0.869	0.884	0.764	0.842	0.762

and negative examples per positive = 4. Besides, the batch size is 512 and the epoch is 100. The activation function is SeLU(). The model parameters were initialized with a Gaussian distribution (mean = 0, SD = 1.0) and optimized by Adam [20].

**Evaluation metrics.** Following the conventions, we employed precision@ $m$ , normalized discounted cumulative gain (NDCG) and mean average precision (MAP) as the evaluation metrics.

**Results.** Table 2 lists the results of the comparative models and OKELE on property prediction. We have three main findings: (i) the models in the second and last categories generally outperform those in the first category, demonstrating the necessity of modeling customized properties for entities, rather than just mining generic properties for classes; (ii) GMF obtains better results than others including the state-of-art model eALS, which shows the power of neural network models in recommendation. Note that MLP underperforms GMF, which is in accord with the conclusion in [15]. However, we find that NeuMF, which ensembles GMF and MLP, slightly underperforms GMF, due to the non-convex objective function of NeuMF and the relatively poor performance of MLP; and (iii) OKELE is consistently better than all the comparative models. Compared to eALS and GMF, OKELE integrates an advanced GNN architecture to capture complex interactions between entities and properties. Moreover, it uses the attention mechanism during aggregation to model different strengths of the interactions.

**Ablation study.** We also conducted an ablation study to assess the effectiveness of each module in the property prediction model. From Table 3, we can observe that removing any of these modules would substantially reduce the effect. Particularly, we find that limiting the interactions of entities down to top- $k$  improves the results as controlling the quantity of interactions can filter out noises and concentrate on more informative signals.

**6.1.3 Experiment on Value Extraction and Fact Verification.** In this test, we gave the correct properties to each test entity and compared the facts from the Web with those in the KB (i.e., Freebase).

**Comparative models.** We selected the following widely-used models for comparison:

- *Majority voting*, which regards the fact with the maximum number of occurrences among conflicts as truth.
- *TruthFinder* [51], which uses Bayesian analysis to iteratively estimate source reliability and identify truths.
- *PooledInvestment* [35], which uniformly gives a source trustworthiness among its claimed facts, and the confidence of a fact is defined on the sum of reliability from its providers.
- *Latent truth model (LTM)* [55], which introduces a graphical model and uses Gibbs sampling to measure source quality and fact truthfulness.
- *Latent credibility analysis (LCA)* [36], which builds a strongly-principled, probabilistic model capturing source credibility with clear semantics.
- *Confidence-aware truth discovery (CATD)* [25], which detects truths from conflicting data with long-tail phenomenon. It considers the confidence interval of the estimation.
- *Multi-truth Bayesian model (MBM)* [50], which presents an integrated Bayesian approach for multi-truth finding.
- *Bayesian weighted average (BWA)* [26], which is a state-of-the-art Bayesian graphical model based on conjugate priors and iterative expectation-maximization inference.

Again, for all of them, we strictly followed the parameter setting in their papers. For OKELE, we set  $\beta = (5, 5)$  for all latent truths and chose  $v_s, \tau_s^2$  following the suggestions in Section 5.3. We used 95% confidence interval of sample variance, so the corresponding significance level  $\alpha$  is 0.05. Besides, the threshold  $\epsilon$  for determining the labels of facts was set to 0.5 for all the models.

**Evaluation metrics.** Following the conventions, we employed precision, recall and F1-score as the evaluation metrics.

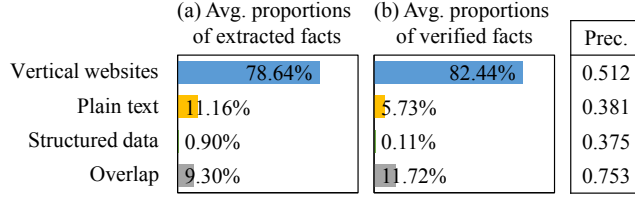
**Results.** Table 4 illustrates the results of value extraction and fact verification. We have four major findings: (i) not surprisingly, OKELE (value extraction) gains the lowest precision but the highest recall as it collects all values from the Web. All the other models conduct fact verification based on these data; (ii) both TruthFinder and LTM achieve lower F1-scores even than majority voting. The reason is that TruthFinder considers the implications between different facts, which would introduce more noises. LTM makes strong assumptions on the prior distributions of latent variables, which fails for the long-tail phenomenon on the Web; (iii) although the precision of MBM is lower than many models, its recall is quite high. The reason is that MBM tends to give high confidence to the unclaimed values, which not only detects more potential truths but also raises more false positives; and (iv) among all the models, OKELE obtains the best precision and F1-score, followed by CATD, since they both handle the challenges of the long-tail phenomenon by adopting effective estimators based on the confidence interval of source reliability. Furthermore, OKELE incorporates prior truths from popular entities to guide the source reliability estimation and truth inference.

Figure 7 depicts the proportions and precisions of facts from different source types, where “overlap” denotes the facts from at least two different source types. We can see from Figure 7(a) that the number of facts extracted from vertical websites only is the largest. The proportion of facts from structured data only is quite low, as most facts obtained in structured data are also found in



**Table 4: Results of value collection and fact verification**

	Prec.	Recall	F1-score
OKELE (value extraction)	0.222	<b>0.595</b>	0.318
Majority voting	0.321	0.419	0.359
TruthFinder	0.279	0.374	0.283
PooledInvestment	0.397	0.380	0.376
LTM	0.262	0.394	0.307
LCA	0.364	0.404	0.372
CATD	<u>0.432</u>	0.423	<u>0.414</u>
MBM	0.340	<u>0.539</u>	0.401
BWA	0.414	0.408	0.399
OKELE (fact verification)	<b>0.459</b>	0.485	<b>0.459</b>

**Figure 7: Proportions of facts in the synthetic test****Table 5: Ablation study of the fact verification model**

	Prec.	Recall	F1-score
OKELE (fact verification)	<b>0.459</b>	0.485	<b>0.459</b>
w/o prior truths	0.418	<b>0.499</b>	0.438

other sources. In addition to measuring the proportions of extracted facts, it is important to assess their quality. According to Figure 7(b), overlap achieves the highest precision. However, most verified facts still come from vertical websites.

**Ablation study.** We also performed an ablation study to assess the effectiveness of leveraging prior truths from popular entities in the fact verification model. As depicted in Table 5, the results show that incorporating prior truths to guide the estimation of source reliability improves the performance.

## 6.2 Real-World Experiment

**6.2.1 Dataset Preparation and Experimental Setting.** To empirically test the performance of OKELE as a whole, we conducted a real-world experiment on real long-tail entities and obtained the truths of enriched facts by human judgments. For each class, we randomly selected 50 long-tail entities that at least have a name, and the candidate properties are the same as in the synthetic experiment. Table 6 lists statistics of these samples. For a long-tail entity, OKELE first predicted 10 properties, and then extracted values and verified facts. We hired 30 graduate students in computer software to judge whether a fact is true or false, and a student was paid 25 USD for participation. No one reported that she could not complete the judgments. Each fact was judged by three students to break the tie, and the students should judge it by their own researches like searching the Web. The final ground truths were obtained by voting among the judgments. The level of agreement, measured by Fleiss’s kappa [14], is 0.812, showing a sufficient agreement.

As far as we know, there is no existing holistic system that can perform open knowledge enrichment for long-tail entities. So, we evaluated the overall performance of OKELE by comparing with

**Table 6: Statistics of the real-world dataset**

Classes	# Props.	# Facts	Classes	# Props.	# Facts
	per test entity			per test entity	
actor	4.3	10.6	album	4.5	10.4
book	3.5	10.6	building	3.8	13.9
drug	3.0	14.5	film	4.1	9.3
food	2.7	14.3	mountain	3.7	11.5
ship	3.5	8.4	software	3.1	10.8

the combination of two second best models GMF + CATD. As the complete set of facts is unknown, we can only measure precision.

**6.2.2 Results.** Table 7 shows the results of the real-world experiment on different classes. First of all, we see that the results differ among classes. The number of verified facts in class *film* is significantly more than those in other classes and it also holds the highest precision. One reason is that there are several high-quality movie portals containing rich knowledge as people often have great interests in films. In contrast, although people are fond of *albums* as well, OKELE obtains the lowest precision in this class. We find that, since award-winning albums tend to receive more attention, many popular albums in Freebase have award-related properties, which would be further recommended to long-tail albums. However, the majority of long-tail albums have nearly no awards yet. Additionally, albums with very similar names caused disambiguation errors. This also happened in class *food*. OKELE recommended the biological taxonomy properties from natural edible foods to long-tail artificial foods, which have no such taxonomy. In this sense, OKELE may be misguided by using inappropriate popular entities, especially having multiple more specific types.

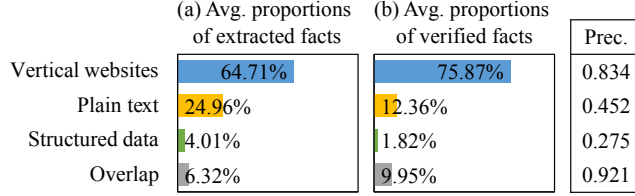
The last column of Table 7 lists the average numbers of verified properties and facts per entity as well as the average precision of 10 classes. Overall, we find that the performance of OKELE is generally good and significantly better than GMF + CATD. Additionally, the verified facts are from 3,482 Web sources in total. The average runtime per entity is 326.8 seconds, where 24.5% of the time is spent on network transmission and 40.8% is spent on NER on plain text. For comparison, we did the same experiment on the synthetic dataset, and OKELE enriched 4.35 properties and 20.59 facts per entity. The average precision, recall and F1-score are 0.479, 0.485 and 0.471, respectively. We owe the precision difference to the incompleteness of the KB. In the synthetic test, we only consider the facts in the KB as correct. Thus, some correct facts from the Web may be misjudged.

We also conducted the module-based evaluation. For property prediction, we measured top-10 precisions w.r.t. properties in the facts that humans judge as correct. The average precisions of OKELE and GMF are 0.497 and 0.428, respectively. For fact verification, we used the same raw facts extracted by OKELE. The average precisions of OKELE and CATD are 0.624 and 0.605, respectively.

Figure 8 illustrates the proportions and precisions of facts from different source types in the real-world experiment. Similar to Figure 7, vertical websites account for the largest proportion and structured data for the least. Overlap still holds the highest precision. However, the proportion of vertical websites declines while the proportion of plain text increases. This is due to that, as compared with popular entities, few people would like to organize long-tail entities into structured or semi-structured knowledge.

**Table 7: Results of the real-world experiment on different classes**

	Models	actor	album	book	building	drug	film	food	mountain	ship	software	Avg.
# Verified props.	GMF + CATD	280	134	205	218	170	417	65	183	254	207	4.27
	OKELE	264	167	266	209	170	432	70	182	260	199	4.44
# Verified facts	GMF + CATD	485	153	228	328	375	722	402	275	303	248	7.04
	OKELE	508	198	418	320	547	1,027	615	272	301	247	8.91
Precision	GMF + CATD	<b>0.845</b>	0.204	0.312	0.527	0.710	0.846	0.501	0.440	0.837	0.444	0.567
	OKELE	0.805	<b>0.290</b>	<b>0.464</b>	<b>0.531</b>	<b>0.831</b>	<b>0.890</b>	<b>0.665</b>	<b>0.446</b>	<b>0.870</b>	<b>0.446</b>	<b>0.624</b>

**Figure 8: Proportions of facts in the real-world test**

## 7 RELATED WORK

### 7.1 KB Enrichment

There is a wide spectrum of works that attempts to enrich KBs from various aspects [12, 37, 49]. According to the data used, we divide existing approaches into *internal* and *external* enrichment.

Internal enrichment approaches focus on completing missing facts in a KB by making use of the KB itself. Specifically, *link prediction* expects one to predict whether a relation holds between two entities in a KB. Recent studies [3, 6, 45] have adopted the embedding techniques to embed entities and relations of a KB into a low-dimensional vector space and predicted missing links by a ranking procedure using the learned vector representations and scoring functions. An exception is ConMask [44], which learns embeddings of entity names and parts of text descriptions to connect unseen entities to a KB. However, all these studies only target on entity-relations, but cannot handle attribute-values yet. We refer interested readers to the survey [49] for more details. Another line of studies is based upon *rule learning*. Recent notable systems, such as AMIE [10] and RuleN [31], have applied inductive logic programming to mine logical rules and used these rules to deduce missing facts in a KB. In summary, the internal enrichment approaches cannot discover new facts outside a KB and may suffer from the limited information of long-tail entities.

External enrichment approaches aim to increase the coverage of a KB with external resources. The TAC KBP task has promoted progress on information extraction from free text [12], and many successful systems, e.g., [4, 32], use distant supervision together with hand-crafted rules and query expansion [46]. In addition to text, some KB augmentation works utilize HTML tables [22, 42] and embedded markup data [52] available on the Web. Different from these works that are tailored to specific sources, the goal of this paper is to diversify our Web sources for value extraction. Besides, Knowledge Vault(KV) [7] is a Web-scale probabilistic KB, in which facts are automatically extracted from text documents, DOM trees, HTML tables and human annotated pages. The main difference between our work and KV is that we aim to enrich long-tail entities in an existing KB, while KV wants to create a new KB and oftentimes regards popular entities.

### 7.2 Long-tail Entities

In the past few years, a few works have begun to pay attention to the long-tail phenomenon in KBs. The work in [41] copes with the entity-centric document filtering problem and proposes an entity-independent method to classify vital and non-vital documents particularly for long-tail entities. The work in [8] analyzes the challenges of linking long-tail entities in news corpora to general KBs. The work in [18] recognizes emerging entities in news and other Web streams, where an emerging entity refers to a known long-tail entity in a KB or a new one to be added into the KB. LONLIES [9] leverages a text corpus to discover entities co-mentioned with a long-tail entity, and generates an estimation of a property-value from the property-value set of co-mentioned entities. However, LONLIES needs to give a target property manually and cannot find new property-values that do not exist in the property-value set. The work in [24] tackles the problem of knowledge verification for long-tail verticals (i.e., less popular domains). It collects tail-vertical knowledge by crowdsourcing due to the lack of training data, while our work automatically finds and verifies knowledge for long-tail entities from various Web sources. Besides, the work in [34] explores the potential of Web tables for extending a KB with new long-tail entities and their descriptions. It develops a different pipeline system with several components, including schema matching, row clustering, entity creation and new detection.

## 8 CONCLUSION

In this paper, we introduced OKELE, a full-fledged approach of open knowledge enrichment for long-tail entities. The enrichment process consists of property prediction with attention-based GNN, value extraction from diversified Web sources, and fact verification with probabilistic graphical model, in all of which prior knowledge from popular entities is participated. Our experiments on the synthetic and real-world datasets showed the superiority of OKELE against various competitors. In future, we plan to optimize a few key modules to accelerate the enrichment speed. We also want to study a full neural network-based architecture.

## ACKNOWLEDGMENTS

This work is supported by the National Natural Science Foundation of China (No. 61872172), the Water Resource Science & Technology Project of Jiangsu Province (No. 2019046), and the Collaborative Innovation Center of Novel Software Technology & Industrialization.

## REFERENCES

- [1] Hannah Bast, Florian Baurle, Björn Buchhold, and Elmar Haußmann. 2014. Easy Access to the Freebase Dataset. In *WWW*. ACM, Seoul, Korea, 95–98.

- [2] Chandra Sekhar Bhagavatula, Thanapon Noraset, and Doug Downey. 2013. Methods for Exploring and Mining Tables on Wikipedia. In *IDEA*. ACM, Chicago, IL, USA, 18–26.
- [3] Antoine Bordes, Nicolas Usunier, Alberto García-Durán, Jason Weston, and Oksana Yakhnenko. 2013. Translating Embeddings for Modeling Multi-relational Data. In *NIPS*. Curran Associates, Inc., Lake Tahoe, NV, USA, 2787–2795.
- [4] Liwei Chen, Yansong Feng, Jinghui Mo, Songfang Huang, and Dongyan Zhao. 2014. Joint Inference for Knowledge Base Population. In *EMNLP*. ACL, Doha, Qatar, 1912–1923.
- [5] Joachim Daiber, Max Jakob, Chris Hokamp, and Pablo N. Mendes. 2013. Improving Efficiency and Accuracy in Multilingual Entity Extraction. In *I-SEMANTICS*. ACM, Graz, Austria, 121–124.
- [6] Tim Dettmers, Pasquale Minervini, Pontus Stenetorp, and Sebastian Riedel. 2018. Convolutional 2D Knowledge Graph Embeddings. In *AAAI*. AAAI Press, New Orleans, LA, USA, 1811–1818.
- [7] Xin Luna Dong, Evgeniy Gabrilovich, Jeremy Heitz, Wilko Horn, Ni Lao, Kevin Murphy, Thomas Strohmman, Shaohua Sun, and Wei Zhang. 2014. Knowledge Vault: A Web-Scale Approach to Probabilistic Knowledge Fusion. In *KDD*. ACM, New York, NY, USA, 601–610.
- [8] José Esquivel, Dyaa Albakour, Miguel Martinez, David Corney, and Samir Moussa. 2017. On the Long-Tail Entities in News. In *ECIR*. Springer, Aberdeen, UK, 691–697.
- [9] Mina Farid, Ihab F. Ilyas, Steven Euijong Whang, and Cong Yu. 2016. LONLIES: Estimating Property Values for Long Tail Entities. In *SIGIR*. ACM, Pisa, Italy, 1125–1128.
- [10] Luis Antonio Galarraga, Christina Teflioudi, Katja Hose, and Fabian Suchanek. 2013. AMIE: Association Rule Mining under Incomplete Evidence in Ontological Knowledge Bases. In *WWW*. ACM, Rio de Janeiro, Brazil, 413–422.
- [11] Andrew Gelman, John B. Carlin, Hal S. Stern, David B. Dunson, Aki Vehtari, and Donald B. Rubin. 2013. *Bayesian Data Analysis*. Chapman and Hall/CRC, Boca Raton, FL, USA.
- [12] Jeremy Getman, Joe Ellis, Stephanie Strassel, Zhiyi Song, and Jennifer Tracey. 2018. Laying the Groundwork for Knowledge Base Population: Nine Years of Linguistic Resources for TAC KBP. In *LREC*. ELRA, Miyazaki, Japan, 1552–1558.
- [13] Kalpa Gunaratna, Krishnaprasad Thirunarayan, and Amit Sheth. 2015. FACES: Diversity-Aware Entity Summarization Using Incremental Hierarchical Conceptual Clustering. In *AAAI*. AAAI Press, Austin, TX, USA, 116–122.
- [14] Harry Halpin, Daniel M. Herzig, Peter Mika, Roi Blanco, Jeffrey Pound, Henry S. Thompson, and Thanh Tran Duc. 2010. Evaluating Ad-Hoc Object Retrieval. In *IWEST*. CEUR, Shanghai, China, 1–12.
- [15] Xiangnan He, Lizi Liao, Hanwang Zhang, Liqiang Nie, Xia Hu, and Tat-Seng Chua. 2017. Neural Collaborative Filtering. In *WWW*. IW3C2, Perth, Australia, 173–182.
- [16] Xiangnan He, Hanwang Zhang, Min-Yen Kan, and Tat-Seng Chua. 2016. Fast Matrix Factorization for Online Recommendation with Implicit Feedback. In *SIGIR*. ACM, Pisa, Italy, 549–558.
- [17] Mikael Henaff, Joan Bruna, and Yann LeCun. 2015. Deep Convolutional Networks on Graph-Structured Data. *CoRR* abs/1506.05163 (2015), 1–10.
- [18] Johannes Hoffart, Yasemin Altun, and Gerhard Weikum. 2014. Discovering Emerging Entities with Ambiguous Names. In *WWW*. ACM, Seoul, Korea, 385–396.
- [19] Robert V. Hogg and Allen T. Craig. 1978. *Introduction to Mathematical Statistics* (4th ed.). Macmillan Publishing Co., New York, NY, USA.
- [20] Diederik P. Kingma and Jimmy Lei Ba. 2015. Adam: A method for Stochastic Optimization. In *ICLR*. OpenReview.net, San Diego, CA, USA, 1–15.
- [21] Thomas N. Kipf and Max Welling. 2017. Semi-supervised Classification with Graph Convolutional Networks. In *ICLR*. OpenReview.net, Toulon, France, 1–14.
- [22] Benno Kruij, Peter Boncz, and Jacopo Urbani. 2019. Extracting Novel Facts from Tables for Knowledge Graph Completion. In *ISWC*. Springer, Auckland, New Zealand, 364–381.
- [23] Jonathan Lajus and Fabian M. Suchanek. 2018. Are All People Married?: Determining Obligatory Attributes in Knowledge Bases. In *WWW*. IW3C2, Lyon, France, 1115–1124.
- [24] Furong Li, Xin Luna Dong, Anno Langen, and Yang Li. 2017. Knowledge Verification for Long-Tail Verticals. *Proceedings of the VLDB Endowment* 10, 11 (2017), 1370–1381.
- [25] Qi Li, Yaliang Li, Jing Gao, Lu Su, Bo Zhao, Murat Demirbas, Wei Fan, and Jiawei Han. 2014. A Confidence-Aware Approach for Truth Discovery on Long-Tail Data. *Proceedings of the VLDB Endowment* 8, 4 (2014), 425–436.
- [26] Yuan Li, Benjamin I. P. Rubinstein, and Trevor Cohn. 2019. Truth Inference at Scale: A Bayesian Model for Adjudicating Highly Redundant Crowd Annotations. In *WWW*. IW3C2, San Francisco, CA, USA, 1028–1038.
- [27] Yankai Lin, Shiqi Shen, Zhiyuan Liu, Huanbo Luan, and Maosong Sun. 2016. Neural Relation Extraction with Selective Attention over Instances. In *ACL*. ACL, Berlin, Germany, 2124–2133.
- [28] Colin Lockard, Xin Luna Dong, Arash Einolghozati, and Prashant Shiralkar. 2018. CERES: Distantly Supervised Relation Extraction from the Semi-Structured Web. *Proceedings of the VLDB Endowment* 11, 10 (2018), 1084–1096.
- [29] Christopher Manning, Mihai Surdeanu, John Bauer, Jenny Finkel, Steven Bethard, and David McClosky. 2014. The Stanford CoreNLP Natural Language Processing Toolkit. In *ACL*. ACL, Baltimore, MD, USA, 55–60.
- [30] Mausam. 2016. Open Information Extraction Systems and Downstream Applications. In *IJCAI*. AAAI Press, New York, NY, USA, 4074–4077.
- [31] Christian Meilicke, Manuel Fink, Yanjie Wang, Daniel Ruffinelli, Rainer Gemulla, and Heiner Stuckenschmidt. 2018. Fine-grained Evaluation of Rule- and Embedding-Based Systems for Knowledge Graph Completion. In *ISWC*. Springer, Monterey, CA, USA, 3–20.
- [32] Bonan Min, Marjorie Freedman, and Talya Meltzer. 2017. Probabilistic Inference for Cold Start Knowledge Base Population with Prior World Knowledge. In *EACL*. ACL, Valencia, Spain, 601–612.
- [33] Mike Mintz, Steven Bills, Rion Snow, and Dan Jurafsky. 2009. Distant Supervision for Relation Extraction without Labeled Data. In *ACL*. ACL, Suntec, Singapore, 1003–1011.
- [34] Yaser Oulabi and Christian Bizer. 2019. Extending Cross-Domain Knowledge Bases with Long Tail Entities using Web Table Data. In *EDBT*. OpenProceedings.org, Lisbon, Portugal, 385–396.
- [35] Jeff Pasternack and Dan Roth. 2010. Knowing What to Believe (when you already know something). In *COLING*. ACL, Beijing, China, 877–885.
- [36] Jeff Pasternack and Dan Roth. 2013. Latent Credibility Analysis. In *WWW*. IW3C2, Rio de Janeiro, Brazil, 1009–1020.
- [37] Heiko Paulheim. 2017. Knowledge Graph Refinement: A Survey of Approaches and Evaluation Methods. *Semantic Web* 8, 3 (2017), 489–508.
- [38] Heiko Paulheim. 2018. How Much is a Triple? Estimating the Cost of Knowledge Graph Creation. In *ISWC*. CEUR, Monterey, CA, USA, 1–4.
- [39] Delip Rao, Paul McNamee, and Mark Dredze. 2013. Entity Linking: Finding Extracted Entities in a Knowledge Base. In *Multi-source, Multilingual Information Extraction and Summarization*. Springer, Berlin, Heidelberg, 93–115.
- [40] Simon Razniewski and Gerhard Weikum. 2018. Knowledge Base Recall: Detecting and Resolving the Unknown Unknowns. *ACM SIGWEB Newsletter* 3 (2018), 1–9.
- [41] Ridho Reinanda, Edgar Meij, and Maarten de Rijke. 2016. Document Filtering for Long-tail Entities. In *CIKM*. ACM, Indianapolis, IN, USA, 771–780.
- [42] Dominique Ritze, Oliver Lehmborg, Yaser Oulabi, and Christian Bizer. 2016. Profiling the Potential of Web Tables for Augmenting Cross-domain Knowledge Bases. In *WWW*. IW3C2, Montréal, Canada, 251–261.
- [43] Badrul Sarwar, George Karypis, Joseph Konstan, and John Riedl. 2001. Item-Based Collaborative Filtering Recommendation Algorithms. In *WWW*. ACM, Hong Kong, China, 285–295.
- [44] Baoxu Shi and Tim Weninger. 2019. Open-World Knowledge Graph Completion. In *AAAI*. AAAI Press, New Orleans, LA, USA, 1957–1964.
- [45] Zhiqing Sun, Zhi-Hong Deng, Jian-Yun Nie, and Xian Tang. 2019. RotatE: Knowledge Graph Embedding by Relational Rotation in Complex Space. In *ICLR*. OpenReview.net, New Orleans, LA, USA, 1–18.
- [46] Mihai Surdeanu and Heng Ji. 2014. Overview of the English Slot Filling Track at the TAC2014 Knowledge Base Population Evaluation. In *TAC*. NIST, Gaithersburg, MD, USA, 15.
- [47] Alberto Tonon, Victor Felder, Djellal Eddine Difallah, and Philippe Cudré-Mauroux. 2016. Voldemortkg: Mapping schema.org and Web Entities to Linked Open Data. In *ISWC*. Springer, Kobe, Japan, 220–228.
- [48] Petar Veličković, Guillem Cucurull, Arantxa Casanova, Adriana Romero, Pietro Liò, and Yoshua Bengio. 2018. Graph Attention Networks. In *ICLR*. OpenReview.net, Vancouver, Canada, 1–12.
- [49] Quan Wang, Zhendong Mao, Bin Wang, and Li Guo. 2017. Knowledge Graph Embedding: A Survey of Approaches and Applications. *IEEE Transactions on Knowledge and Data Engineering* 29, 12 (2017), 2724–2743.
- [50] Xianzhi Wang, Quan Z. Sheng, Xiu Susie Fang, Lina Yao, Xiaofei Xu, and Xue Li. 2015. An Integrated Bayesian Approach for Effective Multi-Truth Discovery. In *CIKM*. ACM, Melbourne, Australia, 493–502.
- [51] Xiaoxin Yin, Jiawei Han, and Philip S. Yu. 2008. Truth Discovery with Multiple Conflicting Information Providers on the Web. *IEEE Transactions on Knowledge and Data Engineering* 20, 6 (2008), 796–808.
- [52] Ran Yu, Ujjwal Gadiraju, Besnik Fetahu, Oliver Lehmborg, Dominique Ritze, and Stefan Dietze. 2019. KnowMore - Knowledge Base Augmentation with Structured Web Markup. *Semantic Web* 10, 1 (2019), 159–180.
- [53] Eva Zangerle, Wolfgang Gassler, Martin Pichl, Stefan Steinhauser, and Günther Specht. 2016. An Empirical Evaluation of Property Recommender Systems for Wikidata and Collaborative Knowledge Bases. In *OpenSym*. ACM, Berlin, Germany, 1–18.
- [54] Ningyu Zhang, Shumin Deng, Zhanlin Sun, Guanying Wang, Xi Chen, Wei Zhang, and Huajun Chen. 2019. Long-tail Relation Extraction via Knowledge Graph Embeddings and Graph Convolution Networks. In *NAACL-HLT*. ACL, Minneapolis, MN, USA, 3016–3025.
- [55] Bo Zhao, Benjamin I. P. Rubinstein, Jim Gemmell, and Jiawei Han. 2012. A Bayesian Approach to Discovering Truth from Conflicting Sources for Data Integration. *Proceedings of the VLDB Endowment* 5, 6 (2012), 550–561.