

M-estimation in a diffusion model with application to biosensor transdermal blood alcohol monitoring

MARIA ALLAYIOTI, JAY BARTROFF, LARRY GOLDSTEIN,
SUSAN LUCZAK, and GARY ROSEN

Department of Mathematics, University of Southern California, Los Angeles, California, USA

Abstract

With the goal of well-founded statistical inference on an individual's blood alcohol level based on noisy measurements of their skin alcohol content, we develop *M*-estimation methodology in a general setting. We then apply it to a diffusion equation-based model for the blood/skin alcohol relationship thereby establishing existence, consistency, and asymptotic normality of the nonlinear least squares estimator of the diffusion model's parameter. Simulation studies show agreement between the estimator's performance and its asymptotic distribution, and it is applied to a real skin alcohol data set collected via biosensor.

1 Introduction and background

Our goal is to statistically model a human subject's alcohol concentration in the blood (BAC) or breath¹ (BrAC) as a function of the alcohol level measured at the skin, i.e., the transdermal alcohol concentration (TAC), via a biosensor. Approximately 1% of the alcohol ingested in the human body is metabolized through the skin (see Swift, 2000). For decades it has been recognized that the levels of TAC are connected to those of BAC/BrAC, but also that there are challenges in modeling this relationship. Because alcohol has to pass from the blood through the skin to be captured by a TAC sensor placed on the surface of the skin, it is subject to variation across individuals (e.g., skin layer thickness, porosity, tortuosity, etc.) and drinking episodes (e.g., ambient temperature, humidity, subject activity level, skin hydration, vasodilation, etc.). This results in a TAC-BAC/BrAC relationship that can be highly variable. Thus TAC devices to date have typically been primarily used only in legal and research settings as abstinence monitors (e.g., in court mandated monitoring of DUI offenders) because of difficulties researchers have found translating raw TAC to the quantity of alcohol in the blood.

Still, TAC measured by a wearable biosensor device has great potential as a tool to improve personal and public health. It provides a passive, unobtrusive way to collect naturalistic data for extended periods of time. One such device is pictured

⁰Key words and phrases:

¹BAC and BrAC have been recognized as essentially quantitatively indistinguishable (at least up to levels of legal intoxication; see Swift (2003)), and thus we used them interchangeably throughout this paper.

in Figure 1. The same is not true about BrAC, which typically must be measured by trained research staff in the laboratory under controlled conditions using a breath analyzer, and thus is less practical for capturing alcohol levels in the field under real-world conditions. Moreover, the breath analyzer requires a user to be compliant, potentially interferes with naturalistic drinking patterns, and is subject to inaccuracy (e.g., readings too high due to mouth alcohol, or too low due to not properly taking a deep lung breath for a reading). Thus, creating a system that reliably converts TAC data into estimates of BAC (or BrAC) would greatly benefit the alcohol research and clinical communities who, along with public health institutes, have been quite interested in such models (see Barnett, 2015; Jung, 2019; National Institute on Alcohol Abuse and Alcoholism (NIAAA), 2016; Luczak and Ramchandani, 2019). Such a tool would dramatically improve the accuracy of field data and the validity of naturalistic studies of alcohol-related health outcomes, disease progression, treatment efficacy, and recovery. A wearable alcohol monitoring device could have consumer appeal as well, helping individuals monitor their own alcohol levels and make better health choices.



Figure 1: The Alcohol Monitoring System (AMS) Secure Continuous Alcohol Monitoring (SCRAMTM) system. This device was used to gather the data analyzed in Section 4.2.

Previous work on the TAC-BAC/BrAC relationship began with deterministic models (Banks and Ito, 1997; Banks and Kunisch, 1989; Curtain and Salamon, 1986; Gibson and Rosen, 1988; Pritchard and Salamon, 1987; Staffans, 2005; Tucsnak and Weiss, 2009) for the “forward process” of the propagation of alcohol from the blood, through the skin, and its measurement by the sensor. Later approaches reversed the forward process to estimate BrAC based on the TAC (Dai et al., 2016; Dumett et al., 2008; Luczak and Rosen, 2014; Luczak et al., 2015, 2018; Rosen et al., 2013, 2014; Weiss et al., 2014). These studies showed unaccounted for variation in the TAC-BAC/BrAC relationship and subsequent work began to incorporate uncertainty into the models via a random diffusion equation (Sirlanci et al., 2017, 2018, 2019a,b,c). Other statistical modeling approaches include Hill-Kapturczak et al.’s (2015) regression model for peak BrAC using peak TAC, time of peak TAC, and gender using controlled laboratory data. Karns-Wright et al. (2017) examined time delays from peak BrAC to peak TAC. Webster and Gabler (2007, 2008) used physics-based statistical models for the TAC-BAC/BrAC relationship but ultimately concluded that, “due to the highly variable relationship between the BAC and TAC curves, transdermal sensing of real-time BAC

using only skin surface measurements may prove to be very challenging” (Webster and Gabler, 2008, p. 463).

In this paper, we seek to advance this prior work by using a physics-based statistical model which allows individual, device, and drinking episode level variation by treating the data from each person/device/episode triple as resulting from its own model parameters. We determine the large sample behavior of estimates of these parameters and give conditions under which these estimates are consistent and have a limiting normal distribution. We then use those results to give a statistically rigorous characterization of the properties of the BrAC/BAC estimates from TAC, including information on estimation error. As these estimates are made on an individualized basis, they will not be adversely affected when used in a study of a population whose characteristics vary widely. On the other hand, these estimates require individualized calibration over subject, device and environmental conditions.

Further work will generalize our current setting to one where the key model parameters depend on measurable subject and environmental covariates, and, if successful, would help remove much of the burden of calibration. Such an advancement would be an important step forward in the development of reliable and valid quantitative measurement of BAC/BrAC from TAC, of which the current work is the first step.

The outline of this work is as follows. In Sections 1.1 and 1.2 we provide an outline of the partial differential equation diffusion model that drives our inference, and our least squares approach for the estimation of the unknown vector. In Section 2 we present results on M -estimation, and give some basic examples of their use in Section 2.3. In Section 3 we apply the theory of Section 2 to the model described in Section 1.1. Lastly, in Section 4 we evaluate our theoretical results in simulations, and apply them on a set of BrAC/TAC observations taken in the lab.

1.1 Diffusion model

Although our goal is to model a human subject’s BAC/BrAC as a function of TAC, the ethanol molecules themselves move in the other direction: from the blood, through the skin, to ultimately be measured by the sensor on the surface of the skin. Thus the relevant physics describe the TAC as a function of BAC/BrAC. We consider a specific model (1) for this transport based on Fick’s law of diffusion (see Smith et al., 2004) which depends on an unknown, 2-dimensional parameter $\mathbf{q} = (q_1, q_2)$. The result is TAC expressed as a convolution of BAC/BrAC with a kernel or filter, and as a function of the unknown \mathbf{q} which we then estimate via nonlinear least squares as described in Section 1.2 and whose properties we consider in Section 3. These properties determine the inferential properties of BAC/BrAC.

Let $x(t, \eta)$ denote the concentration of ethanol at time $t \geq 0$ and depth $\eta \in [0, 1]$ from the skin surface through epidermis, and $\mu(t) = x(t, 1)$, $t \geq 0$, the BAC at time t . A Fick’s law-based model (see Rosen et al., 2014; Sirlanci et al., 2019a, Section 2) has been developed and used successfully to model data of this type, about which we only summarize the main parts here. The model specifies $x(t, \eta)$ as the solution of the following partial differential equation depending on parameter $\mathbf{q} = (q_1, q_2)$. We have

$$\frac{\partial x}{\partial t} = q_1 \frac{\partial^2 x}{\partial \eta^2}, \quad q_1 \frac{\partial x}{\partial \eta} \Big|_{\eta=1} = q_2 \mu(t), \quad q_1 \frac{\partial x}{\partial \eta} \Big|_{\eta=0} = x|_0. \quad (1)$$

The TAC at skin level is then $x(t, 0)$. When we want to emphasize dependency on the parameter \mathbf{q} we will write, for instance, $\mu(t; \mathbf{q})$.

The system (1) with its boundary conditions can be solved in continuous time in terms of unbounded linear operators (see Sirlanci et al., 2019a, Section 2), with solution

$$x(t) = e^{A(\mathbf{q})t}x(0) + \int_0^t e^{A(\mathbf{q})(t-s)}B(\mathbf{q})\mu(s)ds. \quad (2)$$

In cases we consider, $x(0)$ will be the zero function, that is, observation begins at, or before, the time of first intake of alcohol. By taking a discretization of the distance η from skin level into k steps, for some k sufficiently large, the operators in (2) can be approximated by k dimensional linear operators (i.e., matrices) yielding the approximation to the solution to (1) given by

$$x^{(k)}(t) = \int_0^t e^{A^{(k)}(\mathbf{q})(t-s)}B^{(k)}(\mathbf{q})\mu(s)ds. \quad (3)$$

The observation taken at time t can then be represented as the linear function of $x^{(k)}(t)$ given by

$$y^{(k)}(t) = \int_0^t C^{(k)}e^{A^{(k)}(\mathbf{q})(t-s)}B^{(k)}(\mathbf{q})\mu(s)ds. \quad (4)$$

Hence, for observations taken at skin level, the vector $C^{(k)}$ will have a one in its first component, and zeros elsewhere.

In the following we take the discretization level k as given, and drop the superscripts in (3) and (4). The matrices in these relations depend on the unknown parameter \mathbf{q} as

$$A(\mathbf{q}) = q_1D + E \quad \text{and} \quad B(\mathbf{q}) = q_2F \quad (5)$$

and C, D, E , and F are known matrices resulting from the finite-dimensional approximation, whose methods of computation and consistency in approximating the infinite dimensional solution has been established (Sirlanci et al., 2019a, Section 4). More precise assumptions and properties of these matrices and the domain of \mathbf{q} will be specified in Section 3.

1.2 Models and Nonlinear least squares estimation

We assume that data is collected on an individual over $i = 1, \dots, n$ different drinking episodes at the m_i times $0 \leq t_{i,1} < \dots < t_{i,m_i} \leq T_i$, for given BrAC curves μ_i on $[0, T_i]$. The estimator minimizes

$$J_n(\mathbf{q}) = \frac{1}{2 \sum_{i=1}^n m_i} \sum_{i=1}^n \sum_{j=1}^{m_i} (y(t_{ij}; \mu_i, \mathbf{q}) - y_{ij})^2, \quad (6)$$

where $y(t; \mu, \mathbf{q})$ is given by (4). The model specified by (3)-(5) is deterministic, but to account for variability and model misspecification, we introduce additive, homoscedastic errors on the observed values of TAC. The constant variance condition implies that all TAC observations are ‘equally reliable’, and that the error variances, in particular, do not depend on the length of time elapsed since the last observation. For that reason, the least squares objective functions give equal weight to their summands. Clearly weights, inversely proportional to variance, could be included when appropriate. We may also allow the length of the time interval T_i of the i^{th} episode, and the location of the sampling times, to be stochastic.

In the next section we consider the existence, consistency, and limiting distribution of the least squares estimator by considering general M -estimators.

2 M -estimation: Existence, consistency, and limiting distribution

In this section we consider M -estimation in a general setting which contains that of the diffusion model (1)-(5). Our results may be viewed as an extension of existing results on M -estimation. Textbooks that cover M -estimation tend to focus on the case of a univariate parameter (e.g., Maronna et al., 2019; Serfling, 1980, Chapter 7.2), whereas ours covers the multivariate case. The closest results to ours that we know of are by Jennrich (1969), who obtained similar results but in a setting that is more restrictive in a number of ways. First, Jennrich (1969) considers only least squares estimation whereas our results apply to the more general estimating equation (7). Second, these previous results only apply to approximate normality and require i.i.d. error terms, whereas our Theorem 2.2 can be applied to other limiting distributions and relaxed conditions on the error terms, although our main application is to limiting normality. Finally, these previous results are more restrictive in terms of a number of technical conditions, such as compactness of the parameter space Θ which our results do not require, and the existence of “tail products” of vectors of observation means and error terms, which our results eschew in favor of more conventional regularity conditions on the estimating function \mathcal{U}_n .

After establishing the notation and setup in Section 2.1, we state our main results in Section 2.2 and then in Section 2.3 show examples of their application to least squares and maximum likelihood estimation.

2.1 Set up and summary of results

For $n \in \mathbb{N}$, a random vector $\mathbf{X}_n \in \mathbb{R}^n$ with density $p(\mathbf{x}; \boldsymbol{\theta})$, a parameter space $\Theta \subset \mathbb{R}^p$ with non-empty interior and a function $\mathcal{U}_n : \mathbb{R}^n \times \Theta \rightarrow \mathbb{R}^p$, consider the estimating equation

$$\mathcal{U}_n(\mathbf{X}_n, \boldsymbol{\theta}) = 0, \quad \boldsymbol{\theta} \in \Theta. \quad (7)$$

Two important situations in which the solutions of such equations arise are for maximum likelihood and least squares estimation. For maximum likelihood, under smoothness conditions on $p(\mathbf{x}; \boldsymbol{\theta})$, the maximizer of the log likelihood $\mathcal{L}_n(\boldsymbol{\theta}; \mathbf{x}) = \log p(\mathbf{x}; \boldsymbol{\theta})$ is given as a solution to (7) of

$$\mathcal{U}_n(\mathbf{X}, \boldsymbol{\theta}) = \partial_{\boldsymbol{\theta}} \mathcal{L}_n(\boldsymbol{\theta}; \mathbf{X}), \quad (8)$$

where $\partial_{\boldsymbol{\theta}}$ denotes taking derivative with respect to $\boldsymbol{\theta}$, resulting in a column vector of partial derivatives when $\boldsymbol{\theta}$ itself is a vector. For least squares estimation, when pairs $(\mathbf{X}_i, Y_i), i = 1, \dots, n$, are observed with distribution depending on $\boldsymbol{\theta}$ for which

$$\mathbb{E}_{\boldsymbol{\theta}}[Y_i | \mathbf{X}_i] = f_i(\mathbf{X}_i; \boldsymbol{\theta})$$

for $f_i(\mathbf{x}; \boldsymbol{\theta})$ in some parametric class of functions, the least squares estimate of $\boldsymbol{\theta}$ is given as the minimizer of

$$J(\boldsymbol{\theta}; \mathbf{x}) = \frac{1}{2n} \sum_{i=1}^n (y_i - f_i(\mathbf{x}_i; \boldsymbol{\theta}))^2,$$

which under smoothness conditions can be obtained via (7) with

$$\mathcal{U}_n(\mathbf{x}, \boldsymbol{\theta}) = \partial_{\boldsymbol{\theta}} J(\boldsymbol{\theta}; \mathbf{x}) = \frac{1}{n} \sum_{i=1}^n (f_i(\mathbf{x}_i; \boldsymbol{\theta}) - y_i) \partial_{\boldsymbol{\theta}} f_i(\mathbf{x}_i; \boldsymbol{\theta}). \quad (9)$$

In the following, functions appearing in connection with such estimating equations may notationally appear to depend only on the argument $\boldsymbol{\theta}$, as in $\mathcal{U}_n(\boldsymbol{\theta})$.

The aim of the estimating equation $\mathcal{U}_n(\boldsymbol{\theta}) = 0$ is to provide a value close to the one where the function $\mathcal{U}_n(\boldsymbol{\theta})$ takes the value of 0 in some expected, or asymptotic, sense. In particular, in Theorem 2.1 we will show that the roots of the estimating equation (7) lie close to the value $\boldsymbol{\theta}_0 \in \Theta$ for which the function $\mathcal{U}_n(\boldsymbol{\theta})$, with appropriate scaling, is zero as $n \rightarrow \infty$, or, as precisely stated in condition (11), for which there exists a sequence of real numbers a_n for which $a_n \mathcal{U}_n(\boldsymbol{\theta}_0) \rightarrow_p 0$.

In Theorem 2.2, we will also provide a corresponding limiting distribution result for solutions to the estimating equation (7). Let $\mathcal{U}_n(\mathbf{X}_n, \boldsymbol{\theta})$ have components

$$\mathcal{U}_n(\mathbf{X}_n, \boldsymbol{\theta}) = (\mathcal{U}_{n,j}(\mathbf{X}_n, \boldsymbol{\theta}))_{1 \leq j \leq p} \quad \text{where} \quad \mathcal{U}_{n,j} : \mathbb{R}^n \times \Theta \rightarrow \mathbb{R}.$$

In the case of maximum likelihood estimation, where we have (8), under the assumption of the existence and continuity of second derivatives of \mathcal{L}_n in Θ we have

$$\frac{\partial \mathcal{U}_{n,j}(\boldsymbol{\theta})}{\partial \boldsymbol{\theta}_k} = \frac{\partial^2 \mathcal{L}_n(\boldsymbol{\theta})}{\partial \boldsymbol{\theta}_k \partial \boldsymbol{\theta}_j} = \frac{\partial^2 \mathcal{L}_n(\boldsymbol{\theta})}{\partial \boldsymbol{\theta}_j \partial \boldsymbol{\theta}_k} = \frac{\partial \mathcal{U}_{n,k}(\boldsymbol{\theta})}{\partial \boldsymbol{\theta}_j}.$$

That is, $\mathcal{U}'_n(\boldsymbol{\theta})$ is the symmetric observed information matrix, and condition (12) below is equivalent to the condition that the limiting information matrix I is positive definite.

We let $\|\cdot\|$ denote the Euclidean norm of a vector in \mathbb{R}^p , and also the operator norm of a matrix. Tolerating a slight abuse of notation, we let ∂_k denote the result of taking the partial with respect to the k^{th} coordinate, and ∂_k^j for the j^{th} order derivative. Further, for $\boldsymbol{\theta} \in \Theta$ we let entry j, k of $\mathcal{U}'_n(\boldsymbol{\theta}) \in \mathbb{R}^{p \times p}$ be denoted by $\mathcal{U}'_n(\boldsymbol{\theta})_{j,k} = \partial_k \mathcal{U}_{n,j}(\boldsymbol{\theta})$. In other words, the k^{th} row of $\mathcal{U}'_n(\boldsymbol{\theta})$ is the gradient of $\mathcal{U}_{n,j}$. Over each coordinate $j = 1, \dots, p$ we will make use of the second order Taylor expansion of $\mathcal{U}_{n,j}(\boldsymbol{\theta})$ around some $\boldsymbol{\theta}_0 \in \Theta$,

$$\mathcal{U}_{n,j}(\boldsymbol{\theta}) = \mathcal{U}_{n,j}(\boldsymbol{\theta}_0) + \sum_{k=1}^p \partial_k \mathcal{U}_{n,j}(\boldsymbol{\theta}_0) \boldsymbol{\theta}_k + \frac{1}{2} \sum_{1 \leq k, l \leq p} \theta_k \partial_{k,l} \mathcal{U}_{n,j}(\boldsymbol{\theta}_{n,j}^*) \theta_l, \quad (10)$$

where each $\boldsymbol{\theta}_{n,j}^*$ lies on the line segment connecting $\boldsymbol{\theta}$ and $\boldsymbol{\theta}_0$.

2.2 Estimating equations, consistency, and asymptotic normality

We now present results that provide conditions for the consistency and existence of a non-trivial limiting distribution for a properly centered and scaled sequence of estimating equation solutions. We also include results on the consistent estimation of any parameters on which the asymptotic distribution of our estimate may depend.

Theorem 2.1. *Suppose that there exists $\boldsymbol{\theta}_0 \in \Theta$, a sequence of real numbers a_n , and a matrix $\Gamma \in \mathbb{R}^{p \times p}$ such that*

$$a_n \mathcal{U}_n(\boldsymbol{\theta}_0) \rightarrow_p 0 \quad \text{and} \quad a_n \mathcal{U}'_n(\boldsymbol{\theta}_0) \rightarrow_p \Gamma \quad \text{as } n \rightarrow \infty, \quad (11)$$

and that $\mathcal{U}_n(\boldsymbol{\theta})$ is twice continuously differentiable in an open set $\Theta_0 \subset \Theta$ containing $\boldsymbol{\theta}_0$. Assume that for some $\gamma > 0$ the matrix Γ satisfies

$$\inf_{\|\boldsymbol{\theta}\|=1} \boldsymbol{\theta}^\top \Gamma \boldsymbol{\theta} = \gamma. \quad (12)$$

Further, for any $\eta \in (0, 1)$, suppose there exists a K such that for all n sufficiently large,

$$P(|a_n \partial_{k,l} \mathcal{U}_{n,j}(\boldsymbol{\theta})| \leq K, 1 \leq k, l, j \leq p, \boldsymbol{\theta} \in \Theta_0) \geq 1 - \eta. \quad (13)$$

Then for any given $\epsilon > 0$ and $\eta \in (0, 1)$, for all n sufficiently large, with probability at least $1 - \eta$ there exists $\widehat{\boldsymbol{\theta}}_n \in \Theta$ satisfying $\mathcal{U}_n(\widehat{\boldsymbol{\theta}}_n) = 0$ and $\|\widehat{\boldsymbol{\theta}}_n - \boldsymbol{\theta}_0\| \leq \epsilon$. Thus, there exists a sequence of roots to the estimating equation (7) consistent for $\boldsymbol{\theta}_0$.

In addition, for any sequence $\widehat{\boldsymbol{\theta}}_n \rightarrow_p \boldsymbol{\theta}_0$, we have

$$a_n \mathcal{U}'_n(\widehat{\boldsymbol{\theta}}_n) \rightarrow_p \Gamma, \quad (14)$$

that is, Γ can be consistently estimated by $a_n \mathcal{U}'_n(\widehat{\boldsymbol{\theta}}_n)$ from any sequence consistent for $\boldsymbol{\theta}_0$.

Proof: By replacing \mathcal{U}_n by $a_n \mathcal{U}_n$ and $\boldsymbol{\theta}$ by $\boldsymbol{\theta} - \boldsymbol{\theta}_0$, we may assume that the conditions of Theorem 2.1 hold with $a_n = 1$ and $\boldsymbol{\theta}_0 = 0$. For $\delta > 0$ let

$$B_\delta = \{\boldsymbol{\theta} : \|\boldsymbol{\theta}\| \leq \delta\}.$$

For the given $\eta \in (0, 1)$, let K and n_0 be such that (13) holds with η replaced by $\eta/2$ for $n \geq n_0$. For the given $\epsilon > 0$, take $\delta \in (0, \epsilon)$ such that

$$B_\delta \subset \Theta_0 \quad \text{and} \quad C\delta < \gamma \quad \text{where} \quad C = 2 + \frac{1}{2}K.$$

Now by (11) there exists $n_1 \geq n_0$ such that for $n \geq n_1$, the probability of each of the events

$$\|\mathcal{U}_n(0)\| < \delta^2 \quad \text{and} \quad \|\mathcal{U}'_n(0) - \Gamma\| < \delta. \quad (15)$$

at least $1 - \eta/2$. With $\boldsymbol{\theta}_{n,j}^*$ given by (10), let $R_n(\boldsymbol{\theta}) = (R_{n,1}(\boldsymbol{\theta}), \dots, R_{n,p}(\boldsymbol{\theta}))^\top$ have components

$$R_{n,j}(\boldsymbol{\theta}) = \sum_{1 \leq k, l \leq p} \theta_k \partial_{k,l} \mathcal{U}_{n,j}(\boldsymbol{\theta}_{n,j}^*) \theta_l.$$

Then, for $n \geq n_1$ and $\boldsymbol{\theta} \in B_\delta$, with probability at least $1 - \eta$, from (10), (15) and (13),

$$\begin{aligned} \|\mathcal{U}_n(\boldsymbol{\theta}) - \Gamma \boldsymbol{\theta}\| &\leq \|\mathcal{U}_n(\boldsymbol{\theta}) - \mathcal{U}'_n(0) \boldsymbol{\theta}\| + \|\mathcal{U}'_n(0) \boldsymbol{\theta} - \Gamma \boldsymbol{\theta}\| \\ &= \|\mathcal{U}_n(0) + \frac{1}{2} R_n(\boldsymbol{\theta})\| + \|(\mathcal{U}'_n(0) - \Gamma) \boldsymbol{\theta}\| \\ &< \delta^2 + \frac{1}{2} K \|\boldsymbol{\theta}\|^2 + \delta \|\boldsymbol{\theta}\| \leq C \delta^2, \end{aligned}$$

so

$$\|\boldsymbol{\theta}^\top \mathcal{U}_n(\boldsymbol{\theta}) - \boldsymbol{\theta}^\top \Gamma \boldsymbol{\theta}\| < C \delta^3.$$

Hence, if $\|\boldsymbol{\theta}\| = \delta$,

$$\boldsymbol{\theta}^\top \mathcal{U}_n(\boldsymbol{\theta}) > \boldsymbol{\theta}^\top \Gamma \boldsymbol{\theta} - C \delta^3 \geq \gamma \delta^2 - C \delta^3 = \delta^2 (\gamma - C \delta) > 0.$$

Now we argue as in Lemma 2 of Aitchison and Silvey (1958). Assume for the sake of contradiction that $\mathcal{U}_n(\boldsymbol{\theta})$ does not have a root in B_δ . Then for $\boldsymbol{\theta} \in B_\delta$, the function $f(\boldsymbol{\theta}) = -\delta\mathcal{U}_n(\boldsymbol{\theta})/|\mathcal{U}_n(\boldsymbol{\theta})|$ continuously maps B_δ to itself. By the Brouwer fixed point theorem, there exists $\vartheta \in B_\delta$, with $f(\vartheta) = \vartheta$. Since $|f(\boldsymbol{\theta})| = \delta$ for all $\boldsymbol{\theta} \in B_\delta$, we have $|f(\vartheta)| = |\vartheta| = \delta$, which gives the contradiction $\delta^2 = |\vartheta|^2 = \vartheta^\top \vartheta = \vartheta^\top f(\vartheta) < 0$. Hence $\mathcal{U}_n(\boldsymbol{\theta})$ has a root within δ of 0, and since $\delta < \epsilon$, therefore within ϵ , as required.

To prove (14), taking $\widehat{\boldsymbol{\theta}}_n$ to be any consistent sequence for $\boldsymbol{\theta}_0$, a first order Taylor expansion yields for all $1 \leq j, k \leq p$,

$$\begin{aligned} \partial_k \mathcal{U}_{n,j}(\widehat{\boldsymbol{\theta}}_n) &= \partial_k \mathcal{U}_{n,j}(0) + \sum_{l=1}^p \partial_{k,l} \mathcal{U}_{n,j}(\boldsymbol{\theta}_{n,j}^*) \widehat{\boldsymbol{\theta}}_{n,l} \\ &= \partial_k \mathcal{U}_{n,j}(0) + Q_{n,k,j}^\top \widehat{\boldsymbol{\theta}}_n \quad \text{where} \quad Q_{n,k,j}^\top := (\partial_{k,1} \mathcal{U}_{n,j}(\boldsymbol{\theta}_{n,j}^*), \dots, \partial_{k,p} \mathcal{U}_{n,j}(\boldsymbol{\theta}_{n,j}^*)), \end{aligned}$$

and $\boldsymbol{\theta}_{n,j}^*$ lies along the line segment connecting $\widehat{\boldsymbol{\theta}}_n$ and 0. Writing this identity in matrix notation, we have

$$\mathcal{U}'_n(\widehat{\boldsymbol{\theta}}_n) - \mathcal{U}'_n(0) = Q_n(\widehat{\boldsymbol{\theta}}_n) \quad \text{where} \quad (Q_n(\boldsymbol{\theta}))_{k,j} = Q_{n,k,j}^\top \boldsymbol{\theta}.$$

Let $\eta \in (0, 1)$ and $\epsilon > 0$ be given, choose $\delta \in (0, \epsilon/Kp^{3/2})$ so that $B_\delta \subset \Theta_0$, and let K and n_2 be such that for all $n \geq n_2$, with probability at least $1 - \eta$, $|\partial_{k,l} \mathcal{U}_n(\boldsymbol{\theta})| \leq K$ for all $1 \leq k, l \leq p$ and $|\widehat{\boldsymbol{\theta}}_n| \leq \delta$. Then, for $n \geq n_2$ with probability at least $1 - \eta$ we have

$$|Q_{n,k,j}^\top \widehat{\boldsymbol{\theta}}_n| \leq K\sqrt{p}\delta \leq \epsilon/p,$$

and hence

$$\|\mathcal{U}'_n(\widehat{\boldsymbol{\theta}}_n) - \mathcal{U}'_n(0)\| = \|Q_n(\widehat{\boldsymbol{\theta}}_n)\| \leq \epsilon.$$

The claim follows, since ϵ and η are arbitrary, and $\mathcal{U}'_n(0) \rightarrow_p \Gamma$ by assumption. \square

Our next result provides conditions under which a consistent estimator sequence, properly centered and scaled, converges in distribution.

Theorem 2.2. *Suppose the sequence of solutions $\widehat{\boldsymbol{\theta}}_n, n \geq 1$ to (7) is consistent for $\boldsymbol{\theta}_0$, that (13) and the second condition of (11) hold for some sequence $a_n, n \geq 1$ of real numbers, that the matrix Γ in (11) is non-singular and that $\mathcal{U}_n(\boldsymbol{\theta})$ is twice differentiable in an open set $\Theta_0 \subset \Theta$ containing $\boldsymbol{\theta}_0$. Further, let b_n be a sequence of real numbers such that for some random variable Y ,*

$$b_n \mathcal{U}_n(\boldsymbol{\theta}_0) \rightarrow_d Y. \quad (16)$$

Then

$$\frac{b_n}{a_n} (\widehat{\boldsymbol{\theta}}_n - \boldsymbol{\theta}_0) \rightarrow_d -\Gamma^{-1} Y.$$

Proof: As in the proof of Theorem 2.1, without loss of generality take $a_n = 1$, and $\boldsymbol{\theta}_0 = 0$. Since a limit in distribution does not depend on events of vanishingly small probability, by the consistency of $\widehat{\boldsymbol{\theta}}_n$ and (13) we may assume that for each n , sufficiently large, that $\widehat{\boldsymbol{\theta}}_n \in \Theta_0$, and for some K that $|\partial_{k,j} \mathcal{U}_n(\boldsymbol{\theta})| \leq K$ for all $1 \leq j, k \leq p$ and $\boldsymbol{\theta} \in \Theta_0$. For such n the expansion (10) holds, and substituting $\widehat{\boldsymbol{\theta}}_n$ for $\boldsymbol{\theta}$ and using $\mathcal{U}_n(\widehat{\boldsymbol{\theta}}_n) = 0$ yields

$$-\mathcal{U}_n(0) = (\mathcal{U}'_n(0) + \epsilon_n) \widehat{\boldsymbol{\theta}}_n := \Gamma_n \widehat{\boldsymbol{\theta}}_n \quad \text{where} \quad (\epsilon_n)_{j,l} = \frac{1}{2} \sum_{k=1}^p \widehat{\boldsymbol{\theta}}_{n,k} \partial_{k,l} \mathcal{U}_{n,j}(\boldsymbol{\theta}_{n,j}^*).$$

By the Cauchy-Schwarz inequality,

$$|(\epsilon_n)_{j,l}| \leq \frac{\sqrt{p}}{2} K \|\widehat{\boldsymbol{\theta}}_n\| \rightarrow_p 0.$$

Hence $\Gamma_n \rightarrow_p \Gamma$ so that Γ_n^{-1} exists with probability tending to 1, and converges in probability to Γ^{-1} . Now using (16) and Slutsky's theorem, on an event of probability tending to one as n tends to infinity,

$$b_n \widehat{\boldsymbol{\theta}}_n = \Gamma_n^{-1} \left(b_n \Gamma_n \widehat{\boldsymbol{\theta}}_n \right) = -\Gamma_n^{-1} (b_n \mathcal{U}_n(0)) \rightarrow_d -\Gamma^{-1} Y.$$

□

In the most common case, distributional convergence is shown to the normal by applying the Central Limit Theorem to a sum of independent random vectors, such as the version in the following lemma, which allows us to include distributional limits which may have covariance matrices of less than full rank. In order to include such cases, for some vector $\boldsymbol{\mu}$ and non-negative definite matrix Σ ,

$$\text{we say } \mathbf{X} \sim \mathcal{N}(\boldsymbol{\mu}, \Sigma) \quad \text{when} \quad E[e^{\mathbf{t}'\mathbf{X}}] = \exp\left(\frac{1}{2}\mathbf{t}'\Sigma\mathbf{t} + \mathbf{t}'\boldsymbol{\mu}\right).$$

In particular, in one dimension $\mathcal{N}(\mu, 0)$ is unit mass at μ .

Lemma 2.1. *If for all $n \geq 1$ the random vectors $\{\mathbf{X}_{n,i}, 1 \leq i \leq n\}$ are independent, mean zero and for some matrix Σ and some $\eta > 0$ satisfy*

$$\lim_{n \rightarrow \infty} \sum_{i=1}^n \text{Var}(\mathbf{X}_{n,i}) = \Sigma \quad \text{and} \quad \lim_{n \rightarrow \infty} \sum_{i=1}^n \mathbb{E}\|\mathbf{X}_{n,i}\|^{2+\eta} = 0, \quad (17)$$

then

$$\mathbf{S}_n = \sum_{i=1}^n \mathbf{X}_{n,i} \quad \text{satisfies} \quad \mathbf{S}_n \rightarrow \mathcal{N}(0, \Sigma) \quad \text{as } n \rightarrow \infty.$$

Proof: We first prove the result in \mathbb{R} . By the Lindeberg theorem, if for all $n \geq 1$ the random variables $\{X_{n,i}, 1 \leq i \leq n\}$ are independent, mean zero, and satisfy

$$\lim_{n \rightarrow \infty} \sum_{i=1}^n \text{Var}(X_{n,i}) = \sigma^2 > 0 \quad \text{and for all } \epsilon > 0 \quad \lim_{n \rightarrow \infty} \sum_{i=1}^n E[X_{i,n}^2 \mathbf{1}(|X_{n,i}| \geq \epsilon)] = 0, \quad (18)$$

then $S_n \rightarrow_d \mathcal{N}(0, \sigma^2)$ where $S_n = \sum_{i=1}^n X_{n,i}$. In \mathbb{R} , the second condition in (17) implies the second condition in (18), as for any $\epsilon > 0$, with $p = 1 + \eta/2$ and $q = 1 + 2/\eta$, using Hölder's inequality followed by Markov's,

$$\begin{aligned} E[X_{i,n}^2 \mathbf{1}(|X_{n,i}| \geq \epsilon)] &\leq E[X_{i,n}^{2p}]^{1/p} P(|X_{n,i}| \geq \epsilon)^{1/q} \\ &\leq E[X_{i,n}^{2p}]^{1/p} \left(\frac{E[X_{n,i}^{2p}]}{\epsilon^{2p}} \right)^{1/q} = \frac{E[X_{n,i}]^{2p}}{\epsilon^{2p/q}} = \frac{E[X_{n,i}]^{2+\eta}}{\epsilon^{2p/q}}. \end{aligned}$$

Hence, the claim holds in \mathbb{R} when the limiting variance Σ is positive. When this limit is zero, then Chebyshev's inequality yields that $S_n \rightarrow_p 0$, and hence S_n converges as

well to zero in distribution, which is the normal distribution with mean and variance 0.

Now to show the claim for random vectors, taking \mathbf{v} to be of norm 1, the variables $Y_{n,i} = \mathbf{v}'\mathbf{X}_{i,n}$ for $1 \leq i \leq n$ are independent and mean zero for each n , satisfy the first condition of (17) holds for $Y_{n,i}$ with Σ replaced by $\mathbf{v}'\Sigma\mathbf{v}$, and the second condition of (17) by virtue of this condition holding by assumption for the vector array $\mathbf{X}_{n,i}$, and that

$$|Y_{i,n}|^{2+\eta} = |\mathbf{v}'\mathbf{X}_{i,n}|^{2+\eta} \leq \|\mathbf{X}_{i,n}\|^{2+\eta}.$$

Hence the claim holds in this scalar case, and therefore also for vector case, by the Cramer-Wold device. \square

2.3 Examples

In the section we demonstrate the scope of our results in Section 2.2 by presenting two applications, one to least squares and the other to maximum likelihood.

The following lemma, a direct application of the dominated convergence theorem, is used to handle the technical matter of interchanges between integration and differentiation with respect to $\boldsymbol{\theta} \in \Theta \subset \mathbf{R}^p$.

Lemma 2.2. *Let $f : \mathbf{R}^p \times \Theta \rightarrow \mathbb{R}$ be differentiable with respect to $\boldsymbol{\theta}$ in an open set $\Theta_0 \subset \Theta$, and suppose that there exists $g : \mathbf{R}^p \rightarrow \mathbb{R}$ such that*

$$\left| \frac{\partial}{\partial \boldsymbol{\theta}} f(\mathbf{x}; \boldsymbol{\theta}) \right| \leq g(\mathbf{x}) \quad \text{for all } \boldsymbol{\theta} \in \Theta_0 \text{ and } \int_{\mathbf{R}^p} g(\mathbf{x}) d\mathbf{x} < \infty.$$

Then for all $\boldsymbol{\theta} \in \Theta_0$,

$$\frac{\partial}{\partial \boldsymbol{\theta}} \int_{\mathbf{R}^p} f(\mathbf{x}; \boldsymbol{\theta}) d\mathbf{x} = \int_{\mathbf{R}^p} \frac{\partial}{\partial \boldsymbol{\theta}} f(\mathbf{x}; \boldsymbol{\theta}) d\mathbf{x}. \quad (19)$$

Example 2.1. *Least squares estimation. Suppose we observe*

$$y_i = f(\mathbf{x}_i, \theta_0) + \epsilon_i \quad i = 1, \dots, n$$

where $f(\mathbf{x}_i, \theta), \theta \in \Theta_0 \subset \mathbb{R}$ is some specified parametric family of functions; we take the one dimensional case so as to better illustrate the use of our results, which will be more generally applied in the following sections. We estimate θ_0 via least squares, minimizing

$$J_n(\theta) = \frac{1}{2n} \sum_{i=1}^n (f(\mathbf{x}_i, \theta) - y_i)^2 = \frac{1}{2n} \sum_{i=1}^n (f(\mathbf{x}_i, \theta) - f(\mathbf{x}_i, \theta_0) - \epsilon_i)^2.$$

We assume that $f(\mathbf{x}, \theta)$ has three derivatives with respect to θ that are uniformly bounded, say by K , over the parameter space Θ , and that $\epsilon_1, \epsilon_2, \dots$ are independent random variable distributed as ϵ , a mean zero, variance σ^2 random variable with $E|\epsilon|^{2+\delta} = \tau < \infty$ for some $\delta > 0$.

Taking derivative with respect to θ , we obtain the estimating equation $\mathcal{U}_n(\theta) = 0$ where

$$\mathcal{U}_n(\theta) = \frac{1}{n} \sum_{i=1}^n (f(\mathbf{x}_i, \theta) - f(\mathbf{x}_i, \theta_0) - \epsilon_i) \partial_{\theta} f(\mathbf{x}_i, \theta)$$

$$\text{so in particular } \mathcal{U}_n(\theta_0) = -\frac{1}{n} \sum_{i=1}^n \epsilon_i \partial_{\theta} f(\mathbf{x}_i, \theta_0). \quad (20)$$

As $E_{\theta_0}[\mathcal{U}_n(\theta_0)] = 0$, the first condition of (11) of Theorem 2.1 is satisfied, using only that the errors ϵ_i have zero mean, are uncorrelated and have uniformly bounded variances. Regarding the second condition of (11) taking another derivative, we obtain

$$\mathcal{U}'_n(\theta) = \frac{1}{n} \sum_{i=1}^n \left((\partial_\theta f(\mathbf{x}_i, \theta))^2 + (f(\mathbf{x}_i, \theta) - f(\mathbf{x}_i, \theta_0) - \epsilon_i) \partial_\theta^2 f(\mathbf{x}_i, \theta) \right),$$

and substituting θ_0 yields

$$\mathcal{U}'_n(\theta_0) = \frac{1}{n} \sum_{i=1}^n (\partial_\theta f(\mathbf{x}_i, \theta_0))^2 - \frac{1}{n} \sum_{i=1}^n \epsilon_i \partial_\theta^2 f(\mathbf{x}_i, \theta_0). \quad (21)$$

The second sum will tend to zero in probability under the same conditions just assumed for the errors $\epsilon_i, i = 1, 2, \dots$. If we take $\mathbf{x}_i, i = 1, 2, \dots$ to be independent random variables distributed as some \mathbf{x} , then the law of large numbers yields that

$$\frac{1}{n} \sum_{i=1}^n (\partial_\theta f(\mathbf{x}_i, \theta_0))^2 \rightarrow_p \gamma = E_{\theta_0} (\partial_\theta f(\mathbf{x}, \theta_0))^2, \quad (22)$$

showing the second condition of (11), and this limit will be positive when $\partial_\theta f(\mathbf{x}, \theta_0)$ is a non-degenerate random variable, thus verifying (12) in that case.

It is easy to see that taking another derivative in (21) yields an average of bounded functions, plus a weighted average of the error variables, each one multiplied by some bounded function. As the second weighted average can be seen to be bounded in probability by applying reasoning similar to that used for the score $\mathcal{U}_n(\theta_0)$, condition (13) holds.

The only verification now needed to invoke Theorem 2.2 is for the limiting distribution of the properly scaled score at θ_0 , and as in (22), scaling (20) by \sqrt{n} we have

$$\text{Var}(\sqrt{n}\mathcal{U}_n(\theta_0)) \rightarrow \sigma^2\gamma,$$

and that

$$\sum_{i=1}^n \mathbb{E} \left| \frac{\epsilon_i \partial_\theta f(\mathbf{x}_i, \theta_0)}{\sqrt{n}} \right|^{2+\eta} \leq C^{2+\eta} n^{-\eta/2} \tau^{2+\eta} \rightarrow 0.$$

Hence, for a consistent sequence of roots,

$$\sqrt{n}(\hat{\theta}_n - \theta_0) \rightarrow_d \mathcal{N}(0, \sigma^2\gamma^{-1}).$$

Example 2.2. *Maximum likelihood.* Let $p(\mathbf{x}, \boldsymbol{\theta}), \boldsymbol{\theta} \in \Theta_0$ be a family of density functions for $\Theta_0 \subset \mathbb{R}^p$, and for some $\boldsymbol{\theta}_0 \in \Theta_0$, let $\mathbf{X}_1, \dots, \mathbf{X}_n$ be independent random vectors with density $p(\mathbf{x}, \boldsymbol{\theta}_0)$. Let the density $p(\mathbf{x}, \boldsymbol{\theta})$ be three times differentiable with the first two derivatives of $p(\mathbf{x}, \boldsymbol{\theta})$, and the third derivative of $q(\mathbf{x}, \boldsymbol{\theta}) = \log p(\mathbf{x}, \boldsymbol{\theta})$, dominated by an integrable function in some neighborhood of $\boldsymbol{\theta}_0$. Assume further that the Fisher information matrix at $\boldsymbol{\theta}_0$ is positive definite.

The maximum likelihood estimate of $\boldsymbol{\theta}_0$ is obtained by maximizing the log likelihood of the data, and hence given by a solution to the estimating equation (7) with

$$\mathcal{U}_n(\boldsymbol{\theta}) = \frac{1}{n} \sum_{i=1}^n \frac{\partial_\theta p(\mathbf{X}_i, \boldsymbol{\theta})}{p(\mathbf{X}_i, \boldsymbol{\theta})}.$$

By Lemma 2.2, in this neighborhood, we have

$$\mathbb{E}_{\boldsymbol{\theta}}[\partial_{\boldsymbol{\theta}} \log p(\mathbf{X}, \boldsymbol{\theta})] = \int_{\mathbb{R}} \partial_{\boldsymbol{\theta}} p(x, \boldsymbol{\theta}) dx = \partial_{\boldsymbol{\theta}} \int_{\mathbb{R}} p(x, \boldsymbol{\theta}) dx = 0, \quad (23)$$

and likewise that

$$\mathbb{E}_{\boldsymbol{\theta}}[\partial_{\boldsymbol{\theta}}^2 \log p(\mathbf{X}, \boldsymbol{\theta})] = \text{Var}_{\boldsymbol{\theta}}(\partial_{\boldsymbol{\theta}} \log p(\mathbf{X}, \boldsymbol{\theta})) = I(\boldsymbol{\theta}),$$

the Fisher information. Hence, (11) is satisfied by (23), and the law of large numbers, with $\Gamma = I(\boldsymbol{\theta})$, with (12) holding by our condition on the Fisher information.

Next we show (13) is satisfied. Writing ∂_j short for ∂_{θ_j} , we may write

$$\mathcal{U}_n(\boldsymbol{\theta}) = \frac{1}{n} \sum_{i=1}^n \partial_{\boldsymbol{\theta}} q(\mathbf{X}_i, \boldsymbol{\theta}) \quad \text{and hence} \quad \partial_{k,l} \mathcal{U}_{n,j}(\boldsymbol{\theta}) = \frac{1}{n} \sum_{i=1}^n \partial_{k,l,j} q(\mathbf{X}_i, \boldsymbol{\theta}).$$

That (13) is satisfied follows by the uniform strong law of large numbers. We note that the mean function $\mu(\boldsymbol{\theta})$ is continuous under the given assumptions by the Dominated Convergence theorem.

Theorem 2.3 (Le Cam (1953) Corollary 4.1). *Let Θ be a compact metric space and χ a space on which a probability distribution F is defined. Let $h(x, \theta)$ be measurable in x for each $\theta \in \Theta$ and continuous in t for almost every x . Assume there exists $K(x)$ such that $E[K(X)] < \infty$ and $|h(x, \theta)| \leq K(x)$ for all x and θ , then, with $\mu(\boldsymbol{\theta}) = E[h(X, \boldsymbol{\theta})]$,*

$$P \left(\limsup_{n \rightarrow \infty} \sup_{\boldsymbol{\theta} \in \Theta} \left| \frac{1}{n} \sum_{i=1}^n h(X_j, \boldsymbol{\theta}) - \mu(\boldsymbol{\theta}) \right| = 0 \right) = 1,$$

where X_1, X_2, \dots are independent with distribution F .

Lastly, under the given assumptions, the classical central limit theorem yields

$$\sqrt{n} \mathcal{U}_n(\boldsymbol{\theta}_0) \rightarrow_d \mathcal{N}(0, I(\boldsymbol{\theta}_0))$$

so that, via Theorem 2.2,

$$\sqrt{n} (\hat{\boldsymbol{\theta}} - \boldsymbol{\theta}_0) \rightarrow_d \mathcal{N}(0, I(\boldsymbol{\theta}_0)^{-1}).$$

For the exponential family

$$p(\mathbf{x}; \boldsymbol{\theta}) = h(\mathbf{x}) \exp(\boldsymbol{\eta}(\boldsymbol{\theta})T(\mathbf{x}) - A(\boldsymbol{\theta})) \quad \text{we have} \quad q(\mathbf{x}; \boldsymbol{\theta}) = \log h(\mathbf{x}) + \boldsymbol{\eta}(\boldsymbol{\theta})T(\mathbf{x}) - A(\boldsymbol{\theta}).$$

Hence, the needed conditions are satisfied if $A(\boldsymbol{\theta})$ and $\boldsymbol{\eta}(\boldsymbol{\theta})$ have three bounded derivatives in some neighborhood of $\boldsymbol{\theta}_0$, and $E_{\boldsymbol{\theta}_0}[T(\mathbf{X})]$ exists.

3 Application to a diffusion equation model

To more fully specify the output function of the diffusion model arising from (1) as described in Subsection 1.1, for given $D, E \in \mathbb{R}^{k \times k}$ let

$$\mathcal{Q}_0 = \{\mathbf{q} = (q_1, q_2) : q_1 D + E \text{ with } q_2 > 0\}, \quad (24)$$

which is clearly an open subset of \mathbb{R}^2 . Now, for $F \in \mathbb{R}^k$ and $\mathbf{q} \in \mathcal{Q}_0$, recall from (5) that

$$A = A(\mathbf{q}) = q_1 D + E, \quad B = B(\mathbf{q}) = q_2 F, \quad (25)$$

and the model output of TAC at time t may be expressed by

$$f_\mu(t; \mathbf{q}) = \int_0^t C e^{A(t-s)} B \mu(s) ds, \quad (26)$$

where $C^T \in \mathbb{R}^k$, and $\mu(s)$ is the BrAC/BAC at time $s \in [0, t]$. The dependence of f on A, B, C, μ or \mathbf{q} may be dropped in the following for ease of notation, or stressed to emphasize some particular feature of interest.

We consider two scenarios for the data available to estimate \mathbf{q} , defined next as Models 1 and 2. Both models pertain to a single individual, where in Model 1 the data arises from monitoring a single drinking episode with one given BrAC curve, and Model 2 from multiple episodes under the same environmental conditions, with potentially different BrAC curves for each. Model 2 could also be applied to multiple individuals, similar enough for them to share the same \mathbf{q} parameter.

Recall that a sequence of measures ν_m on \mathbb{R} is said to converge weakly to a measure ν if

$$\lim_{m \rightarrow \infty} \int_{\mathbb{R}} g(u) d\nu_m = \int_{\mathbb{R}} g(u) d\nu \quad \text{for all bounded continuous functions } g : \mathbb{R} \rightarrow \mathbb{R}.$$

The sequence $\nu_m, m \geq 1$ is tight when it consists of probability measures supported on a given bounded set, hence the weak limit ν , when it exists, will also be a probability measure supported on that same set.

In Model 1, we record the sequence of m observation times $0 \leq t_1 \leq \dots \leq t_m \leq T$ as the probability measure ν_m that puts mass $1/m$ at each time point. Likewise, for Model 2 we encode the m_i observations times $0 \leq t_{1,i} \leq \dots \leq t_{m_i,i} \leq T_i$ of the i^{th} drinking session, $i = 1, \dots, n$, as the vector of probability measures $\boldsymbol{\nu}_n = (\nu_{m_1,1}, \dots, \nu_{m_n,n})$, where we recall that m_i may depend on n .

There are two special cases of note. One is where for every m the distance between consecutive observation times on $[0, T]$ are constant; in this case, ν_m converges weakly to Lebesgue measure on $[0, T]$. Another case of interest is when the m observation times are chosen independently according the probability measure ν supported on $[0, T]$; in this case, ν_n converges weakly to ν in probability.

We take our least squares estimator to be a minimizer of the sum of squares

$$J_n(\mathbf{q}) = \frac{1}{2 \sum_{i=1}^n m_i} \sum_{i=1}^n \sum_{j=1}^{m_i} (y_{ij} - f_{ij}(\mathbf{q}))^2,$$

and hence solutions to

$$\mathcal{U}_n(\mathbf{q}) = \mathbf{0} \quad \text{where} \quad \mathcal{U}_n(\mathbf{q}) = \partial_{\mathbf{q}} J_n(\mathbf{q}) = \begin{pmatrix} \partial_1 J(\mathbf{q}) \\ \partial_2 J(\mathbf{q}) \end{pmatrix}. \quad (27)$$

Here, for $i \in \{1, 2\}$, ∂_i denotes taking the partial derivative with respect to q_i , and this notation will extend in the natural way to denote higher order, and mixed partial derivatives. Theorem 3.1 gives conditions under which the least squares estimate is consistent and has a limiting, asymptotically normal distribution, and as well provides the form of the limiting covariance matrix. These results are an immediate consequence

of Theorems 3.2 and 3.3, which verify the conditions of Theorems 2.1 and 2.2 in the previous section.

To set the stage for the statements and proofs of our results, we note that when ν_m is the probability measure giving equal weight to the times t_1, \dots, t_m in $[0, T]$, then for any continuous function $g : [0, T] \rightarrow \mathbb{R}$, when ν_m converges weakly to ν , we have

$$\frac{1}{m} \sum_{j=1}^m g(t_j) = \int_0^T g(u) d\nu_m \rightarrow \int_0^T g(u) d\nu. \quad (28)$$

By considering components, the same relations hold when g continuously maps $[0, T]$ to the space of matrices of some fixed dimension.

For a given BrAC curve μ , of particular interest is the matrix valued function $g : [0, T] \rightarrow \mathbb{R}^{2 \times 2}$ given by

$$g_\mu(u) = \begin{pmatrix} (\partial_1 f_\mu(u))^2 & \frac{1}{q_{0,2}} f_\mu(u) \partial_1 f_\mu(u) \\ \frac{1}{q_{0,2}} f_\mu(u) \partial_1 f_\mu(u) & \frac{1}{q_{0,2}^2} f_\mu(u)^2 \end{pmatrix} \quad (29)$$

where $f_\mu(u)$ is given by (26) for $\mathbf{q} = \mathbf{q}_0$. Let

$$\Gamma_n = \sum_{i=1}^n \left(\frac{m_i}{\sum_{k=1}^n m_k} \right) \int_0^{T_i} g_{\mu_{i,n}}(u) d\nu_{i,n}, \quad (30)$$

and when the limit exists,

$$\Gamma = \lim_{n \rightarrow \infty} \Gamma_n. \quad (31)$$

We discuss two special cases where the existence of these limits is guaranteed. First, that of a single drinking episode for a particular individual, that is when $n = 1$. When ν_m converges weakly to ν , due to the continuity of elements of $g_\mu(u)$ as shown in Lemma 3.4, we have

$$\begin{aligned} \Gamma_n &= \int_0^T g_\mu(u) d\nu_m \rightarrow \int_0^T g_\mu(u) d\nu = \Gamma \\ &= \begin{pmatrix} \int_0^T (\partial_1 f_\mu(u))^2 d\nu & \frac{1}{q_{0,2}} \int_0^T f_\mu(u) \partial_1 f_\mu(u) d\nu \\ \frac{1}{q_{0,2}} \int_0^T f_\mu(u) \partial_1 f_\mu(u) d\nu & \frac{1}{q_{0,2}^2} \int_0^T f_\mu(u)^2 d\nu \end{pmatrix}. \end{aligned} \quad (32)$$

Moreover, ν will be Lebesgue measure when m_n tends to infinity, and if for each n the consecutive distances between the m_n sampling times are equal.

For another case, consider a situation where the data from n drinking episodes are independent and identically distributed, so in particular, the summands in (30) are i.i.d. In that case, as $n \rightarrow \infty$, the law of large numbers gives that the limit of (30) is given by the expectation, when it exists, of a single summand. In addition, in the special case that m_i is constant, the limit is given by

$$\Gamma = E \begin{pmatrix} \int_0^T (\partial_1 f_\mu(u))^2 d\nu & \frac{1}{q_{0,2}} \int_0^T f_\mu(u) \partial_1 f_\mu(u) d\nu \\ \frac{1}{q_{0,2}} \int_0^T f_\mu(u) \partial_1 f_\mu(u) d\nu & \frac{1}{q_{0,2}^2} \int_0^T f_\mu(u)^2 d\nu \end{pmatrix}$$

where the expectation is taken over the canonical distributions of T, μ and ν , whenever the expectation on the right hand side exists.

For asymptotics, we consider a sequence of experiments indexed by $k = 1, 2, \dots$, where n and m_1, \dots, m_n may depend on k , with this dependence suppressed in the notation. For consistency and asymptotic normality, we require that

$$\sum_{i=1}^n m_i \rightarrow \infty \quad \text{as } k \rightarrow \infty. \quad (33)$$

In the special case where the number of observations m_i for each n equals a constant m , the requirement (33) becomes $nm \rightarrow \infty$, and in the sub-case of a single drinking episode, that $m \rightarrow \infty$.

We now present our main result regarding the least squares estimator for the diffusion model.

Theorem 3.1. *Suppose the errors $\epsilon_{i,j}$, $1 \leq i \leq n$, $1 \leq j \leq m_i$, are mean zero, uncorrelated and have constant positive variance σ^2 . Assume in addition that the weak limits $\nu_{i,n} \rightarrow \nu_i$, and the limit Γ in (30) exist with Γ positive definite, and that (33) holds. Then there exists a consistent sequence of solutions $\hat{\mathbf{q}}_n$ to the estimating equation $\mathcal{U}_n(\mathbf{q}) = 0$.*

Suppose in addition the errors $\epsilon_{i,j}$ are i.i.d and for some $\eta > 0$ satisfy $E|\epsilon_{i,j}|^{2+\eta} = \tau^{2+\eta} < \infty$. Then

$$\sqrt{\sum_{i=1}^n m_i} (\hat{\mathbf{q}}_n - \mathbf{q}_0) \rightarrow_d \mathcal{N}(\mathbf{0}, \sigma^2 \Gamma^{-1})$$

and $\hat{\sigma}_n^2 \rightarrow_p \sigma^2$ where $\hat{\sigma}_n^2 = \frac{1}{\sum_{i=1}^n m_i} \sum_{i=1}^n \sum_{j=1}^{m_i} (y_{ij} - f_{ij}(\hat{\mathbf{q}}_n))^2$. (34)

To prove our results the smoothness of the derivatives of f_{ij} with respect to the $\mathbf{q} = (q_1, q_2)$ parameter vector must be verified. Because of the form of the dependence of the matrix A on q_1 in (26), to differentiate f with respect to q_1 we will need to consider directional derivatives of matrix exponentials. For square matrices A and V of the same dimension and $u \in \mathbb{R}$, define the derivative of e^{uA} in direction V by

$$\mathcal{D}_V^1(u, A) = \lim_{h \rightarrow 0} \frac{\exp(u(A + hV)) - \exp(uA)}{h},$$

and define higher order derivatives $\mathcal{D}_V^k(u, A)$, $k \geq 0$ in the natural way, with $k = 0$ returning e^{uA} . Now with A as in (25),

$$\begin{aligned} \partial_1 e^{uA} = \partial_1 e^{u(q_1 D + E)} &= \lim_{h \rightarrow 0} \frac{e^{u((q_1+h)D+E)} - e^{u(q_1 D+E)}}{h} = \lim_{h \rightarrow 0} \frac{e^{u(A+hD)} - e^{uA}}{h} \\ &= \mathcal{D}_D^1(u, A), \end{aligned}$$

and similarly for higher order derivatives; see (38).

Theorem 4.13 of Najfeld and Havel (1995) (see also Sirlanci et al., 2019a, for similar applications) provides the following useful expression (36) for such directional derivatives. For any $n \geq 0$, letting B_n be the $(n+1) \times (n+1)$ block matrix given by

$$B_n = \begin{bmatrix} A & V & 0 & \cdots & 0 \\ 0 & A & V & \cdots & 0 \\ \cdots & \cdots & \cdots & \cdots & \cdots \\ 0 & 0 & \cdots & 0 & A \end{bmatrix}, \quad (35)$$

we have

$$e^{uB_n} = \begin{bmatrix} e^{uA} & \frac{\mathcal{D}_V^1(u,A)}{1!} & \frac{\mathcal{D}_V^2(u,A)}{2!} & \dots & \frac{\mathcal{D}_V^n(u,A)}{n!} \\ 0 & e^{uA} & \frac{\mathcal{D}_V^1(u,A)}{1!} & \dots & \frac{\mathcal{D}_V^{n-1}(u,A)}{(n-1)!} \\ \dots & \dots & \dots & \dots & \dots \\ 0 & 0 & \dots & 0 & e^{uA} \end{bmatrix}. \quad (36)$$

We now apply (36) to obtain bounds on higher order derivatives of the matrix exponential e^{uA} with respect to q_1 .

Lemma 3.1. *Let A and V be square matrices of the same dimension. Then for all $n \geq 0$ the directional derivative $\mathcal{D}_V^n(u, A)$ is analytic in u and satisfies the bound*

$$\|\mathcal{D}_V^n(u, A)\| \leq n! \|e^{uB_n}\| \quad \text{for all } u \in \mathbb{R}, \quad (37)$$

where B_n is given by (35).

For all $q_1 \in \mathbb{R}$ and $A = q_1 D + E$, the partial derivatives $\partial_1^n e^{Au}$ exist, are analytic in q_1 for all integers $n \geq 0$, and satisfy

$$\|\partial_1^n e^{uA}\| \leq n! e^{u\|B_n\|}$$

where B_n is given by (35) with $V = D$.

Proof: As the left hand side e^{uB_n} of (36) is analytic in each component, the matrix on the right hand side must also be analytic, thus yielding the first claim.

Let

$$E = \begin{bmatrix} E_{11} & E_{12} \\ E_{21} & E_{22} \end{bmatrix}$$

be any block decomposition of a matrix E . Then letting \mathbf{x} be in the domain of E_{11} with norm 1,

$$\|E_{11}\mathbf{x}\| \leq \left\| \begin{bmatrix} E_{11}\mathbf{x} \\ E_{21}\mathbf{x} \end{bmatrix} \right\| = \left\| E \begin{bmatrix} \mathbf{x} \\ \mathbf{0} \end{bmatrix} \right\| \leq \|E\| \|\mathbf{x}\| = \|E\|.$$

Together with simple variations of this argument, we have that $\|E_{ij}\| \leq \|E\|$ for all E_{ij} in any block decomposition of E . Inequality (37) now follows from (36).

As

$$\partial_1^n (e^{(q_1 D + E)u}) = \mathcal{D}_D^n(u, A), \quad (38)$$

the partial derivatives $\partial_1^n (e^{(q_1 D + E)u})$ exist for all $n \geq 0$ and are analytic in q_1 , due to their correspondence with the left hand side of (36). The bound on their norm follows by (37). \square

To handle the derivatives of B in (25), which depends on A^{-1} , we apply the following result. Recall that the Frobenius norm $\|A\|_F$ of a matrix $A \in \mathbb{R}^{m \times n}$, given by

$$\|A\|_F = \sqrt{\text{tr}(A^T A)}, \quad (39)$$

and we say that the two norms $\|\cdot\|_1$ and $\|\cdot\|_2$ on a vector space V are equivalent when there exist constants C_1, C_2 such that

$$C_1 \|A\|_1 \leq \|A\|_2 \leq C_2 \|A\|_2 \quad \text{for all } A \in V.$$

Lemma 3.2. Let $\|\cdot\|$ be any matrix norm. Suppose that all the components of a matrix $A(\mathbf{t})$ depend continuously on a parameter \mathbf{t} over some open domain \mathcal{D} in a Euclidean space. Then the function of \mathbf{t} given by $\|A(\mathbf{t})\|$ is continuous for all $\mathbf{t} \in \mathcal{D}$.

Proof: The result is clearly true for the Frobenius norm (39), which is clearly a continuous function of the components of A . The result now follows from the fact that all norms on finite dimensional vector spaces are equivalent. \square

Lemma 3.3. Let $\|\cdot\|$ be any matrix norm, and $B_i, i = 1, \dots, d$ be matrices having dimensions such that we may form the product

$$B = \prod_{i=1}^d B_i.$$

Suppose that each B_i depends on a parameter $\mathbf{q} \in \mathbb{R}^2$, and for some $k \geq 0$ and all \mathbf{q} in some domain $\mathcal{Q} \subset \mathbb{R}^2$ the mixed partials $\partial_1^{j_1} \partial_2^{j_2} B_i$ exist and are continuous, and for some constants $C_{j_1, j_2, i}$ satisfy

$$\|\partial_1^{j_1} \partial_2^{j_2} B_i\| \leq C_{j_1, j_2, i} \quad \text{for all } 0 \leq j_1, j_2 \leq k \text{ and } 1 \leq i \leq d.$$

Then for all $0 \leq j_1, j_2 \leq k$ the derivative $\partial_1^{j_1} \partial_2^{j_2} B$ exists and is continuous in \mathcal{Q} , and there exists a constant C such that $\|\partial_1^{j_1} \partial_2^{j_2} B\| \leq C$ for all $\mathbf{q} \in \mathcal{Q}$.

Proof: Applying the Leibniz rule, for all $0 \leq j_1, j_2 \leq k$ we have

$$\partial_1^{j_1} \partial_2^{j_2} B = \sum_{\mathbf{s} \in S_{d, j_1}, \mathbf{t} \in S_{d, j_2}} \binom{j_1}{\mathbf{s}} \binom{j_2}{\mathbf{t}} \prod_{i=1}^d \partial_1^{s_i} \partial_2^{t_i} B_i \quad (40)$$

where $\binom{j}{\mathbf{u}}$ is the multinomial coefficient and

$$S_{d, j} = \{(u_1, \dots, u_d) \in \mathbb{Z}_{\geq 0}^d : u_l \geq 0, \sum_{l=1}^d u_l = j\}.$$

Hence, $\partial_1^{j_1} \partial_2^{j_2} B$ is continuous, being a finite sum of products of finitely many continuous terms. When $\|\cdot\|$ is the operator norm, applying the triangle inequality and that this norm is sub-multiplicative, gives the next claim with

$$C = \sum_{\mathbf{s} \in S_{d, j_1}, \mathbf{t} \in S_{d, j_2}} \binom{j_1}{\mathbf{s}} \binom{j_2}{\mathbf{t}} \prod_{i=1}^d \partial_1^{s_i} \partial_2^{t_i} B_i \prod_{i=1}^d \|\partial_1^{s_i} \partial_2^{t_i} B_i\|,$$

and so hold for any matrix norm with a possibly larger constant, using the fact that all such norms are equivalent. \square

Lemma 3.4. For all $n \geq 0$, bounded subsets $I \subset \mathbb{R}$ and $\mathbf{q} \in \mathcal{Q}_0$, there exists a neighborhood \mathcal{N} in which the partial derivatives $\partial_1^{k_1} \partial_2^{k_2} (e^{A\mathbf{u}} B)$ exist, are continuous, can be taken in any order and such that there exists a constant C_n such that

$$\|\partial_1^{j_1} \partial_2^{j_2} (e^{A\mathbf{u}} B)\| \leq C_n \quad \text{for all } \mathbf{q} \in \mathcal{N}, \mathbf{u} \in I, \text{ and } j_1 + j_2 \leq n, \quad (41)$$

and in particular, for any integrable function $\mu(s)$ on $[0, t]$,

$$\partial_1^{j_1} \partial_2^{j_2} f_\mu(\mathbf{q}) = \partial_1^{j_1} \partial_2^{j_2} \int_0^t C e^{A(t-s)} B \mu(s) ds = \int_0^t \partial_1^{j_1} \partial_2^{j_2} (C e^{A(t-s)} B \mu(s)) ds,$$

and for any $\mathbf{q}_0 \in \mathcal{Q}$, any $n \geq 0$ and any bounded interval $[0, T]$ there exists a neighborhood $\mathcal{N}_0 \subset \mathcal{Q}_0$ of \mathbf{q}_0 such that the function $f_\mu(\mathbf{q})$ has uniformly bounded partial derivatives of order up to n over \mathcal{N}_0 for all $t \in [0, T]$.

Proof: By Lemma 3.1 we have that the partials $\partial_1^j e^{uA}$ exist for $0 \leq j \leq n$, are analytic with norm uniformly bounded over I . Hence, by Lemma 3.3 the conclusion holds for any constant matrix F for the product $e^{uA}F$, which does not depend on q_2 , and therefore also for $e^{uA}B$, which is given by q_2 times this product.

The interchangeability claim follows by a direct application of the dominated convergence theorem, and the last claim from (41). \square

The following lemma gives the form of the needed derivatives for our model.

Lemma 3.5. *For $\mathbf{q} \in \mathcal{Q}_0$ given by (24), and A and B as in (25),*

$$\partial_1(e^{Au}B) = \partial_1(e^{Au})B \quad \text{and} \quad \partial_2(e^{Au}B) = \frac{1}{q_2}e^{Au}B. \quad (42)$$

Proof: The first equality holds since B does not depend on q_1 . For next expression, as q_2 appears only as a multiplier in B , we easily obtain

$$\partial_2(e^{Au}B) = \partial_2(e^{Au}q_2F) = e^{Au}F = \frac{1}{q_2}e^{Au}B. \quad \square$$

Theorem 3.2. *Suppose the errors $\epsilon_{i,j}$, $1 \leq i \leq n$, $1 \leq j \leq m_i$ are mean zero, uncorrelated and have constant positive variance σ^2 . Assume in addition that the limit Γ in (30) exists and is positive definite, and that (33) holds. Then conditions (11) and (12) of Theorem 2.1 are satisfied with $a_n = 1$ that is,*

$$\mathcal{U}_n(\mathbf{q}_0) \rightarrow_p 0 \quad \text{and} \quad \mathcal{U}'_n(\mathbf{q}_0) \rightarrow_p \Gamma \quad (43)$$

and condition (13) of Theorem 2.1 is satisfied with $a_n = 1$ and Θ_0 some neighborhood $\mathcal{N}_0 \subset \mathcal{Q}_0$.

Proof: Taking the neighborhood \mathcal{N}_0 of \mathbf{q}_0 to be the one given by Lemma 3.4, for $\mathbf{q} \in \mathcal{N}_0$ we may write the score as given in (27) as

$$\mathcal{U}_n(\mathbf{q}) = \mathcal{V}_{n,1}(\mathbf{q}) - \mathcal{V}_{n,2}(\mathbf{q}) \quad (44)$$

where

$$\begin{aligned} \mathcal{V}_{n,1}(\mathbf{q}) &= \frac{1}{\sum_{i=1}^n m_i} \sum_{i=1}^n \sum_{j=1}^{m_i} \begin{pmatrix} \partial_1 f_{ij}(\mathbf{q}) \\ \partial_2 f_{ij}(\mathbf{q}) \end{pmatrix} (f_{ij}(\mathbf{q}) - f_{ij}(\mathbf{q}_0)) \\ \text{and} \quad \mathcal{V}_{n,2}(\mathbf{q}) &= \frac{1}{\sum_{i=1}^n m_i} \sum_{i=1}^n \sum_{j=1}^{m_i} \begin{pmatrix} \partial_1 f_{ij}(\mathbf{q}) \\ \partial_2 f_{ij}(\mathbf{q}) \end{pmatrix} \epsilon_{ij}, \end{aligned}$$

and hence in particular,

$$\mathcal{U}_n(\mathbf{q}_0) = -\frac{1}{\sum_{i=1}^n m_i} \sum_{i=1}^n \sum_{j=1}^{m_i} \begin{pmatrix} \partial_1 f_{ij}(\mathbf{q}_0) \\ \partial_2 f_{ij}(\mathbf{q}_0) \end{pmatrix} \epsilon_{ij}. \quad (45)$$

Differentiating, we find

$$\mathcal{U}'_n(\mathbf{q}_0) = \mathcal{V}'_{n,1}(\mathbf{q}_0) - \mathcal{V}'_{n,2}(\mathbf{q}_0), \quad (46)$$

where

$$\begin{aligned} \mathcal{V}'_{n,1}(\mathbf{q}_0) &= \frac{1}{\sum_{i=1}^n m_i} \sum_{i=1}^n \sum_{j=1}^{m_i} \begin{pmatrix} [\partial_1 f_{ij}(\mathbf{q}_0)]^2 & \partial_1 f_{ij}(\mathbf{q}_0) \partial_2 f_{ij}(\mathbf{q}_0) \\ \partial_1 f_{ij}(\mathbf{q}_0) \partial_2 f_{ij}(\mathbf{q}_0) & [\partial_2 f_{ij}(\mathbf{q}_0)]^2 \end{pmatrix} \\ \mathcal{V}'_{n,2}(\mathbf{q}_0) &= \frac{1}{\sum_{i=1}^n m_i} \sum_{i=1}^n \sum_{j=1}^{m_i} \begin{pmatrix} \partial_{1,1} f_{ij}(\mathbf{q}_0) & \partial_{2,1} f_{ij}(\mathbf{q}_0) \\ \partial_{2,1} f_{ij}(\mathbf{q}_0) & \partial_{2,2} f_{ij}(\mathbf{q}_0) \end{pmatrix} \epsilon_{ij}. \end{aligned}$$

By Lemma 3.3, the partial derivatives $J_n(\mathbf{q})$ up to order three exist and are continuous and uniformly bounded over \mathcal{N}_0 , say

$$\max_{0 \leq k_1 + k_2 \leq 3} \sup_{\mathbf{q} \in \mathcal{N}_0} \left| \partial_1^{k_1} \partial_2^{k_2} f_{ij}(\mathbf{q}) \right| \leq K_3. \quad (47)$$

Using that the error variables are uncorrelated and have constant variance yields that the covariance matrix $\Psi_n = \text{Var}(\mathcal{U}_n(\mathbf{q}_0))$ is given by

$$\Psi_n = \frac{\sigma^2}{(\sum_{i=1}^n m_i)^2} \sum_{i=1}^n \sum_{j=1}^{m_i} \begin{pmatrix} [\partial_1 f_{ij}^2(\mathbf{q}_0)]^2 & \partial_1 f_{ij}^2(\mathbf{q}_0) \partial_2 f_{ij}^2(\mathbf{q}_0) \\ \partial_1 f_{ij}^2(\mathbf{q}_0) \partial_2 f_{ij}^2(\mathbf{q}_0) & [\partial_2 f_{ij}^2(\mathbf{q}_0)]^2 \end{pmatrix}. \quad (48)$$

To show the first claim in (43), first note that $\mathbb{E}[\mathcal{U}_n(\mathbf{q}_0)] = 0$ as the error variables have mean zero. The claim can now be seen to hold using the boundedness of the partial derivatives, and (33), to obtain that

$$\|\Psi_n\| \leq \frac{\sigma^2}{(\sum_{i=1}^n m_i)^2} \sum_{i=1}^n \sum_{j=1}^{m_i} K_3 = \frac{K_3 \sigma^2}{\sum_{i=1}^n m_i} \rightarrow 0. \quad (49)$$

For the second claim in (43), we may likewise show that the components of $\mathcal{V}'_{n,2}(\mathbf{q}_0)$ have mean zero and variance converging to zero, so that this matrix tends to zero in probability as $n \rightarrow \infty$. Noting that $\partial_2 f_\mu(\mathbf{q}) = (1/q_2) f_\mu(\mathbf{q})$ by Lemma 3.5, and writing sums as integrals as in (28) and using the weak convergence of the measures $\nu_{i,n}$ and the continuity of μ_i , we see that $\mathcal{V}'_{n,1}(\mathbf{q}_0) = \Gamma_n$ in (30), and so converges to Γ by assumption; $\mathcal{U}'_n(\mathbf{q}_0)$ herefore has this same limit. We have Γ positive definite by assumption, so (12) holds.

Lastly, we show that inequality (13) is satisfied. First we note that the notation in (13) differs from that used in this section, with, say $\partial_{2,2}$ in the former meaning taking partial with respect to the second parameter twice, represented here as $\partial_{0,2}$. The main point of attention is that all derivatives in (13) are of second order. From the decomposition (44), (47) and Lemma 3.3 we see that we may write each component of $\mathcal{U}''_n(\mathbf{q})$ as the difference

$$R_n - S_n := \frac{1}{\sum_{i=1}^n m_i} \sum_{i=1}^n \sum_{j=1}^{m_i} g_{1,ij}(\mathbf{q}) - \frac{1}{\sum_{i=1}^n m_i} \sum_{i=1}^n \sum_{j=1}^{m_i} g_{2,ij}(\mathbf{q}) \epsilon_{i,j}$$

for some functions $g_{p,ij}, p = 1, 2$, where for some K_4

$$\max_{k_1 + k_2 \leq 2} \sup_{\mathbf{q} \in \mathcal{N}_0} \left| \partial_1^{k_1} \partial_2^{k_2} g_{p,ij}(\mathbf{q}) \right| \leq K_4, \quad \text{for } p \in \{1, 2\}.$$

Hence, for the first component,

$$|R_n| = \left| \frac{1}{\sum_{i=1}^n m_i} \sum_{i=1}^n \sum_{j=1}^{m_i} g_{1,ij}(\mathbf{q}) \right| \leq \frac{1}{\sum_{i=1}^n m_i} \sum_{i=1}^n \sum_{j=1}^{m_i} K_4 = K_4,$$

while for the second component, having conditional mean zero given $m_i, i \geq 1$, we have

$$\text{Var}(S_n | m_i, i \geq 1) \leq \frac{\sigma^2}{(\sum_{i=1}^n m_i)^2} \sum_{i=1}^n \sum_{j=1}^{m_i} K_4^2 \leq \frac{\sigma^2 K_4^2}{\sum_{i=1}^n m_i},$$

and hence $\text{Var}(S_n)$ obeys this same bound.

For any given $\eta \in (0, 1)$, by Chebyshev's inequality, we may pick K_5 such that $P(|S_n| \geq K_5) \leq \eta/6$ for all $n \geq 1$. Thus, for $k_1 + k_2 = 2$, setting $K = K_4 + K_5$, we obtain, for all $n \geq 1$,

$$\begin{aligned} P(|R_n - S_n| > K, \mathbf{q} \in \mathcal{N}_0) &\leq P(|R_n| + |S_n| > K, \mathbf{q} \in \mathcal{N}_0) \\ &\leq P(K_4 + |S_n| > K_4 + K_5, \mathbf{q} \in \mathcal{N}_0) \\ &= P(|S_n| > K_5, \mathbf{q} \in \mathcal{N}_0) \leq \frac{\eta}{6}. \end{aligned}$$

As there are 3 mixed partials of the form $\partial_1^{k_1} \partial_2^{k_2}$ for which $k_1 + k_2 = 2$, and two cases generated by the choice of component $p \in \{1, 2\}$, by the union bound, for all $n \geq 1$ that

$$P\left(|\partial_1^{k_1} \partial_2^{k_2} \mathcal{U}_{n,p}(\mathbf{q})| \leq K, k_1 + k_2 = 2, p \in \{1, 2\}, \mathbf{q} \in \mathcal{N}_0\right) \geq 1 - \eta.$$

For Model 1, the score function continues to have mean zero, and the norm of the matrix as in (49), can be similarly. The remaining claims also follow similarly as for Model 2. \square

Theorem 3.3. *Assume the errors $\epsilon_{ij}, 1 \leq i \leq n, 1 \leq j \leq m_i$ are i.i.d with mean zero, variance σ^2 and for some $\eta > 0$ we have $E|\epsilon_{ij}|^{2+\eta} = \tau^{2+\eta} < \infty$. Assume that (33) holds and that Γ as given in (30) exists. Then for $\mathcal{U}_n(\mathbf{q})$ given by (44),*

$$b_n \mathcal{U}_n(\mathbf{q}_0) \rightarrow_d \mathcal{N}(\mathbf{0}, \sigma^2 \Sigma) \quad \text{where} \quad b_n = \sqrt{\sum_{i=1}^n m_i}.$$

Proof: From (45) we see that the mean of $b_n \mathcal{U}_n(\mathbf{q}_0)$ is zero. Further more, writing sums as integrals as in (28) and using the weak convergence of the measures $\nu_{i,n}$ and the continuity of μ_i , we have that

$$\begin{aligned} &\text{Cov}(b_n \mathcal{U}_n(\mathbf{q}_0)) \\ &= \sigma^2 \sum_{i=1}^n \frac{m_i}{\sum_{k=1}^n m_k} \int_0^{T_i} \begin{pmatrix} \partial_1 f_{ij}(\mathbf{q}_0)^2 & \partial_1 f_{ij}(\mathbf{q}_0) \partial_2 f_{ij}(\mathbf{q}_0) \\ \partial_1 f_{ij}(\mathbf{q}_0) \partial_2 f_{ij}(\mathbf{q}_0) & \partial_2 f_{ij}(\mathbf{q}_0)^2 \end{pmatrix} d\nu_{i,n} \\ &= \sigma^2 \Sigma_n \rightarrow \sigma^2 \Sigma, \end{aligned}$$

by (31).

By Lemma 2.1, to show (16) of Theorem 2.2, with the limit there a multivariate normal, it only remains to show the final condition of (17). We have

$$b_n \mathcal{U}(\mathbf{q}_0) = \sum_{i=1}^n \sum_{j=1}^{m_i} \mathbf{X}_{ij} \quad \text{where} \quad \mathbf{X}_{ij} = -\frac{1}{\sqrt{\sum_{i=1}^n m_i}} \begin{pmatrix} \partial_1 f_{ij}(\mathbf{q}_0) \\ \partial_2 f_{ij}(\mathbf{q}_0) \end{pmatrix} \epsilon_{ij}.$$

By the assumption $\mathbb{E}|\epsilon_{ij}|^{2+\eta} \leq \tau^{2+\eta}$ and Lemma 3.4 there exists C such that

$$\sum_{1 \leq i \leq n, 1 \leq j \leq m_i} E \|\mathbf{X}_{ij}\|^{2+\eta} \leq \frac{C\tau^{2+\eta}}{(\sum_{i=1}^n m_i)^{1+\eta/2}},$$

which tends to zero by (33). \square

We conclude this section with:

Proofs of Theorem 3.1: The hypothesis of Theorem 3.1, Lemma 3.4 and Theorems 3.2 and 3.3 show that the hypotheses of Theorems 2.1 and 2.2 are satisfied, thus yielding the claims for consistency and asymptotic normality.

It remains to prove the claims on the consistency of the variance estimator. By (34) we have

$$\begin{aligned} \hat{\sigma}_n^2 &= \frac{1}{\sum_{i=1}^n m_i} \sum_{i=1}^n \sum_{j=1}^{m_i} (\epsilon_{ij} + f_{ij}(\mathbf{q}_0) - f_{ij}(\hat{\mathbf{q}}_m))^2 \\ &= \frac{1}{\sum_{i=1}^n m_i} \sum_{i=1}^n \sum_{j=1}^{m_i} (\epsilon_{ij}^2 + 2\epsilon_{ij}(f_{ij}(\mathbf{q}_0) - f_{ij}(\hat{\mathbf{q}}_m)) + (f_{ij}(\mathbf{q}_0) - f_{ij}(\hat{\mathbf{q}}_m))^2). \end{aligned}$$

The first term tends to σ^2 in probability by the weak law of large numbers. To handle the remaining two terms, as Lemma 3.4 shows that $f_j(\mathbf{q})$ and the first derivatives of $f_j(\mathbf{q})$ are uniformly bounded, say by K , over $[0, T]$, we have

$$|f_j(\mathbf{q}_0) - f_j(\mathbf{q})| \leq 2K \quad \text{and} \quad |f_j(\mathbf{q}_0) - f_j(\mathbf{q})| \leq K \|\mathbf{q}_0 - \mathbf{q}\|.$$

By the first inequality, the variance of the second term, which has mean zero, tends to zero by (33) by

$$\frac{16K^2}{(\sum_{i=1}^n m_i)^2} \sum_{i=1}^n \sum_{j=1}^{m_i} \sigma^2 = \frac{16K^2 \sigma^2}{\sum_{i=1}^n m_i} \rightarrow 0,$$

and thus the second term converges to zero in probability. Applying the second inequality to the third term, we see that it can be bounded as

$$\frac{K^2}{\sum_{i=1}^n m_i} \sum_{i=1}^n \sum_{j=1}^{m_i} \|\mathbf{q}_0 - \hat{\mathbf{q}}_m\|^2 = K^2 \|\mathbf{q}_0 - \hat{\mathbf{q}}_m\|^2,$$

which tends to zero in probability in view of the consistency of $\hat{\mathbf{q}}_m$. \square

4 Transdermal blood alcohol monitoring: Simulations and data analysis

In both the simulation and real data study presented below we investigate the case where $n = 1$ in Theorem 3.1, that is, where data are collected from a single drinking

episode. The computations were carried out in MATLAB and the optimization producing the estimate of the parameter $\mathbf{q} = (q_1, q_2)$ was solved using the Optimization Toolbox routine FMINCON.

4.1 Simulation studies

Our simulation studies aim to validate our theoretical results on the consistency and asymptotic normality of the parameter estimate given in Theorem 3.1, and to also illustrate the practical impact of the number of observations on its behavior.

To reflect a simple real-world situation, BrAC was simulated using a small but realistic drinking diary that consists of a single drink 6 minutes after the beginning of the drinking session. BrAC was computed using the Michaelis-Menten approach (see Dai et al., 2016) that models the metabolic effects of the ethanol specific enzymes ADH and ALDH typically found in the liver, and also known to be present in trace amounts in the skin.

For simplicity, we set $\mathbf{q}_0 = (1, 1)$ to be the true value of the parameter \mathbf{q} and $T = 1$ hour to be the duration of the drinking session. Also for simplicity we consider the following choice of vectors and matrices in (5),

$$D = \mathbf{I}_2, \quad E = \mathbf{O}_2, \quad C = (1, 0) \quad \text{and} \quad F = (1, 0)^T.$$

Then, equally spaced TAC measurement were calculated after adding independent error terms each distributed as $\mathcal{N}(0, 0.01^2)$ to the expression given by (26).

Calculating the theoretical limiting covariance matrix in Theorem 3.1 we obtain

$$\Sigma = \begin{pmatrix} 16.4404 & -7.2947 \\ -7.2947 & 3.4586 \end{pmatrix}.$$

A comparison between Σ and the scaled sample covariance matrices of $\hat{\mathbf{q}}$ is shown in Table 4.1, validating the theoretical results, and showing that, for the current set of parameters, 60 observations gives a reasonably close estimate to the true values.

Number of TAC observations	Mean Parameter Estimate	Scaled Sample Covariance Matrix
20	$\begin{pmatrix} 0.9447 \pm 0.1549 \\ 1.0597 \pm 0.0684 \end{pmatrix}$	$\begin{pmatrix} 12.6231 & -5.2525 \\ -5.2525 & 2.4586 \end{pmatrix}$
60	$\begin{pmatrix} 1.0375 \pm 0.0997 \\ 1.0042 \pm 0.0435 \end{pmatrix}$	$\begin{pmatrix} 15.6790 & -6.6024 \\ -6.6024 & 2.9912 \end{pmatrix}$
100	$\begin{pmatrix} 0.9762 \pm 0.0805 \\ 1.0228 \pm 0.0381 \end{pmatrix}$	$\begin{pmatrix} 17.0397 & -7.8260 \\ -7.8260 & 3.8215 \end{pmatrix}$

Table 4.1 Sample mean and covariance matrices of samples that consist of 100 $\hat{\mathbf{q}}$ estimators.

Figures 2, 3, and 4 show the values of the $\hat{\mathbf{q}}$ estimators calculated from the simulated data for 20, 60 and 100 observations, respectively, along with levels curves of the limiting bivariate normal distribution in Theorem 3.1.

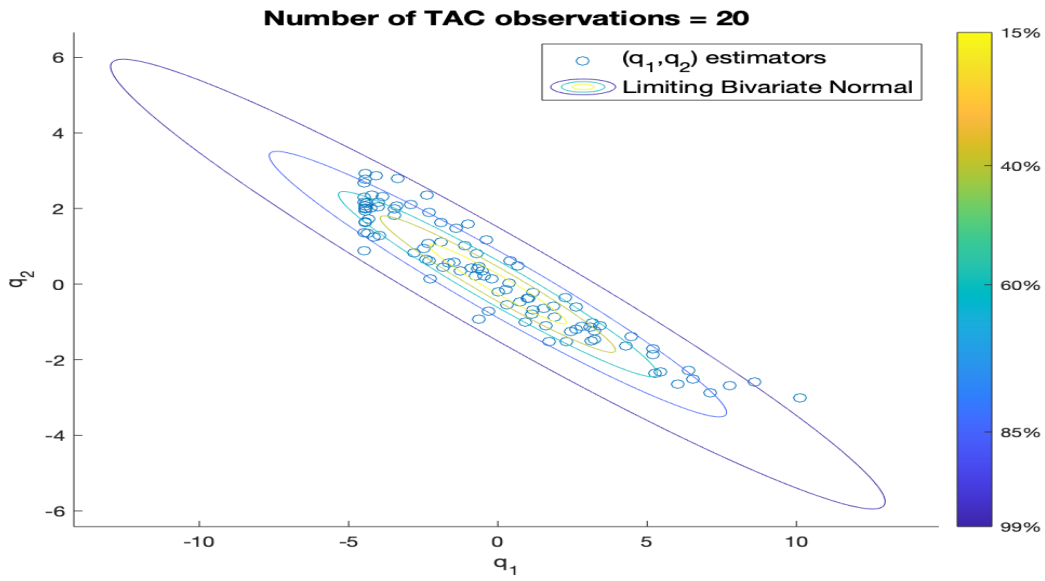


Figure 2: Values of the \hat{q} estimators obtained when using 20 TAC observations over $T = 1$ hour.

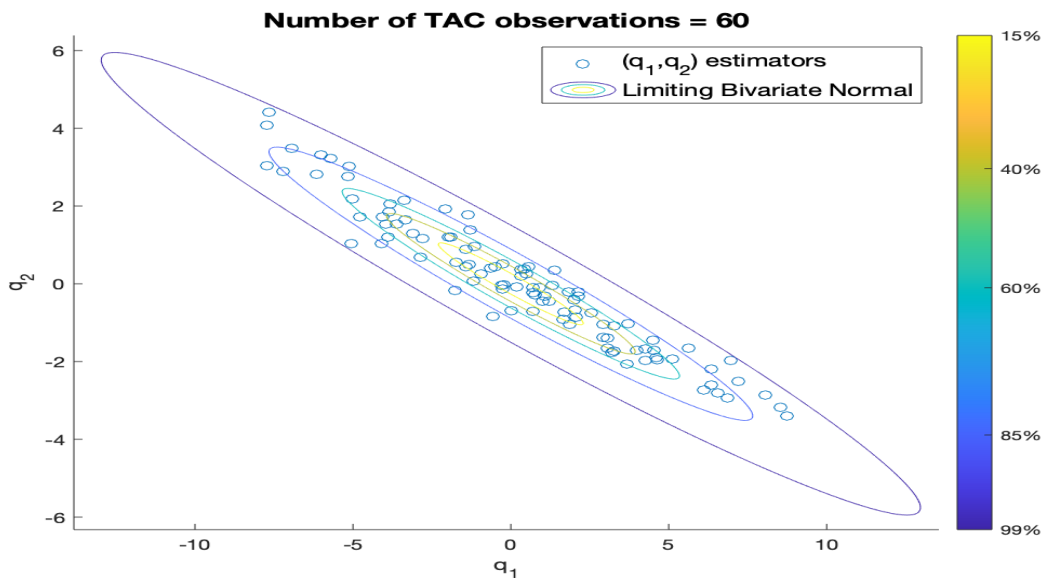


Figure 3: Values of the \hat{q} estimators obtained when using 60 TAC observations over $T = 1$ hour.

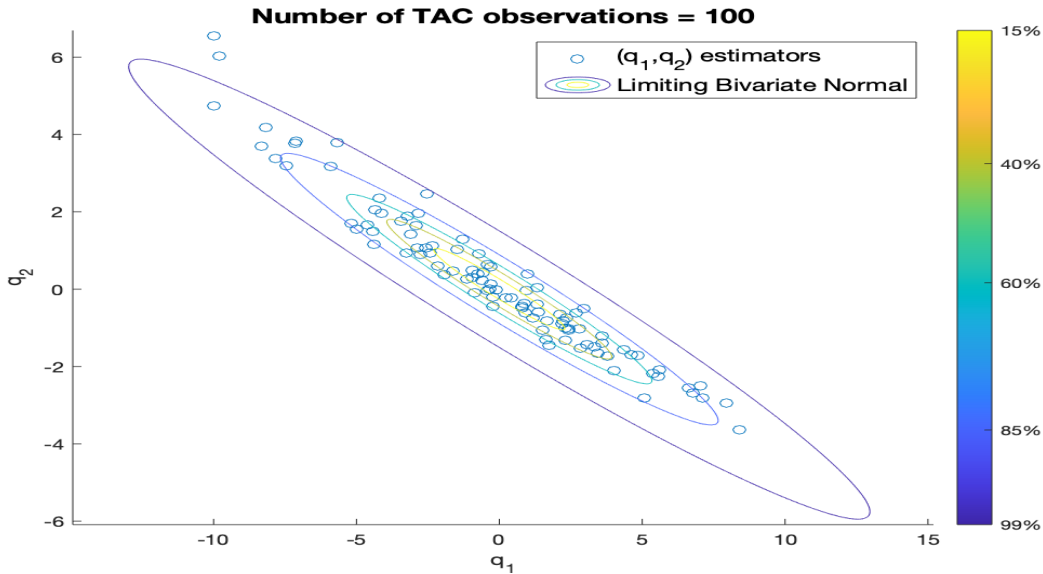


Figure 4: Values of the \hat{q} estimators obtained when using 100 TAC observations over $T = 1$ hour.

4.2 Real Data Analysis

This data set was collected by a SCRAMTM (Secure Continuous Remote Alcohol Monitor by Alcohol Monitoring Systems, Inc.) alcohol biosensor (see Figure 1) worn by a subject which, using fuel-cell technology, measures TAC in terms of local ethanol vapor concentration over the skin surface. Measurements were taken and recorded at non-equally spaced times. In addition, non equally spaced breath measurements were collected, at times that may not have coincided with those of the TAC.

The data consists of 29 TAC and 27 BrAC observations collected during a single drinking session that was conducted in Dr. Susan Luczak’s laboratory at the University of Southern California. The observations were taken over 6.3 hours and both TAC and BrAC observations were taken approximately every 10 minutes. BrAC was measured and recorded at the start of the drinking session and continued until it returned to 0.000. TAC was first measured 67 minutes after the first BrAC measurement and continued until it returned to 0.000. The TAC measurements provided by the sensor are in units of milligrams per deciliter (mg/dl), and the BrAC measurements are in units of percent alcohol. Figures 5 and 6 provide the range and distribution of the BrAC and TAC observations, which are labelled with this session’s anonymized identifier BT311 Session1 06132019.

For the data analysis, following the approach of Dai et al. (2016, Section 2) we used $k = 32$ in (26) and computed the matrices there according to the procedure outlined there. We discretized the given time interval into 300 equal length sub-intervals, over each of which the BrAC is approximated as a constant value determined by interpolating to known BrAC values closest to the endpoints. Minimizing (6) resulted in the estimator $\hat{q} = (0.6341, 0.7826)$. Using this value, a BrAC curve was reconstructed using the BrAC Estimator Software Program (Luczak and Rosen, 2014). Figure 7 shows good agreement between the true BrACTM measurements and the reconstructed curve.

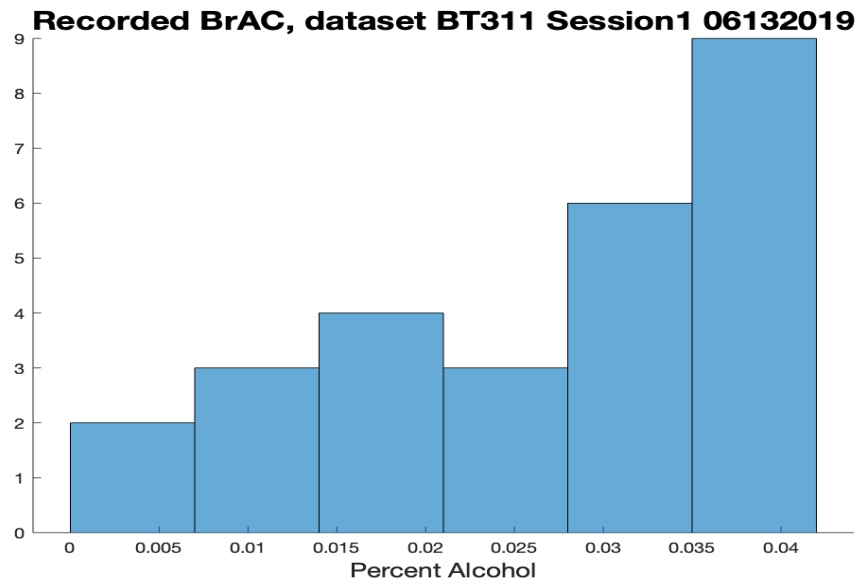


Figure 5: BrAC observations of dataset BT311 Session1 06132019.

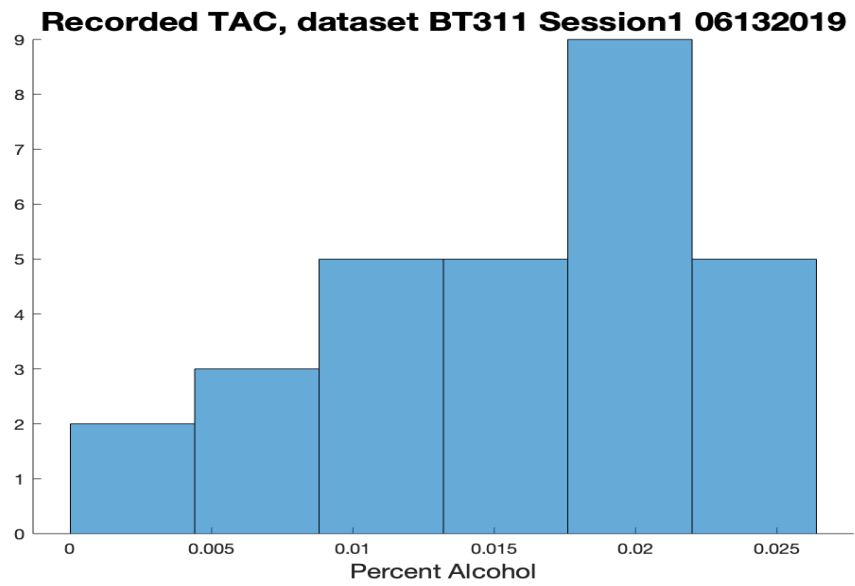


Figure 6: TAC observations of dataset BT311 Session1 06132019.

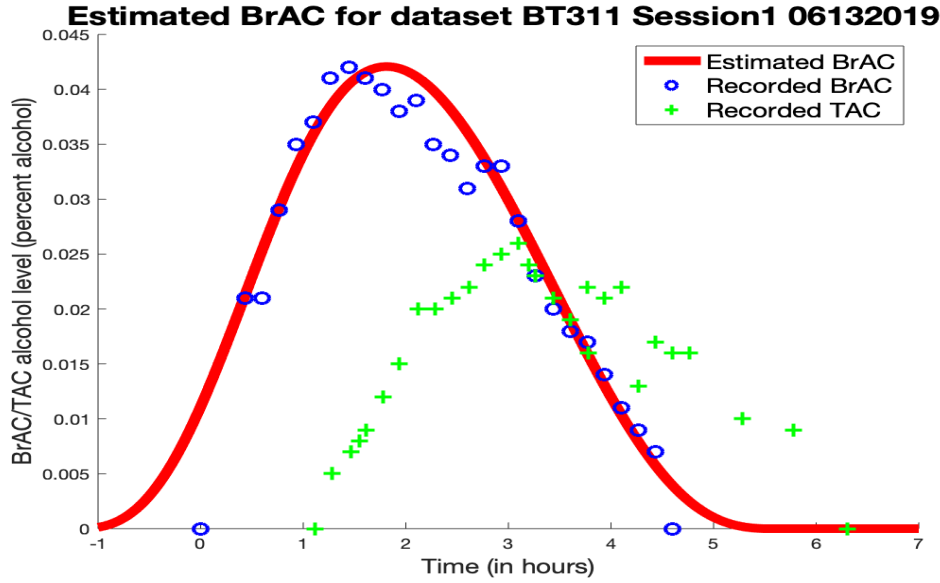


Figure 7: BrAC, TAC observations of dataset BT311 Session1 06132019 and Estimated BrAC that results from using the minimizer $\hat{\mathbf{q}} = (0.6341, 0.7826)$.

Acknowledgements

This work was supported by National Institutes of Health grant R01-AA026368. We thank the members of the Luczak laboratory, including Emily Saldich, for their assistance with data collection and management.

References

- Aitchison, J. and Silvey, S. D. (1958). Maximum-likelihood estimation of parameters subject to restraints. *The Annals of Mathematical Statistics*, 29(3):813–828.
- Banks, H. T. and Ito, K. (1997). Approximation in LQR problems for infinite dimensional systems with unbounded input operators. *Journal of Mathematical Systems, Estimation and Control*, 7:1–34.
- Banks, H. T. and Kunisch, K. (1989). *Estimation Techniques for Distributed Parameter Systems*. Birkhäuser, Boston.
- Barnett, N. P. (2015). Alcohol sensors and their potential for improving clinical care. *Addiction*, 110(1):1–3.
- Curtain, R. F. and Salamon, D. (1986). Finite dimensional compensators and infinite dimensional systems with unbounded input operators. *SIAM Journal on Control and Optimization*, 24:797–816.
- Dai, Z., Rosen, I. G., Wang, C., Barnett, N. J., and Luczak, S. E. (2016). Identifying drinking diary based pharmacokinetic models to calibrate transdermal alcohol biosensor data analysis software. *Mathematical Biosciences and Engineering*, 13:911–934.

- Dumett, M., Rosen, I. G., Sabat, J., Shaman, A., Tempelman, L. A., Wang, C., and Swift, R. M. (2008). Deconvolving an estimate of breath measured blood alcohol concentration from biosensor collected transdermal ethanol data. *Applied Mathematics and Computation*, 196:724–743.
- Gibson, J. S. and Rosen, I. G. (1988). Approximation of discrete time LQG compensators for distributed systems with boundary input and unbounded measurement. *Automatica*, 24:517–529.
- Hill-Kapturczak, N., Roache, J. D., Liang, Y., Karns, T. E., Cates, S. E., and Dougherty, D. M. (2015). Accounting for sex-related differences in the estimation of breath alcohol concentrations using transdermal alcohol monitoring. *Psychopharmacology*, 232(1):115–123.
- Jennrich, R. I. (1969). Asymptotic properties of non-linear least squares estimators. *Ann. Math. Statist.*, 40(2):633–643.
- Jung, M. K. (2019). Introduction to a special issue on wearable alcohol biosensors: Development, use, and state of the field. *Alcohol: An International Biomedical Journal*, 81:161–165.
- Karns-Wright, T. E., Roache, J. D., Hill-Kapturczak, N., Liang, Y., Mullen, J., and Dougherty, D. M. (2017). Time delays in transdermal alcohol concentrations relative to breath alcohol concentrations. *Alcohol and Alcoholism*, 52(1):35–41.
- LeCam, L. (1953). On some asymptotic properties of maximum likelihood estimates and related Bayes estimates. *University of California Publications in Statistics*, 1:277–330.
- Luczak, S. E., Hawkins, A. L., Dai, Z., Wichmann, R., Wang, C., and Rosen, I. G. (2018). Obtaining continuous BrAC estimates in the field: A hybrid system integrating transdermal alcohol biosensor, intelligdrink smartphone app, and BrAC estimator software tools. *Addictive Behaviors*, 83:48 – 55. Ambulatory Assessment of Addictive Disorders.
- Luczak, S. E. and Ramchandani, V. A. (2019). Special issue on alcohol biosensors: Development, use, and state of the field: Summary, conclusions, and future directions. *Alcohol*, 81:161–165.
- Luczak, S. E. and Rosen, I. G. (2014). Estimating BrAC from transdermal alcohol concentration data using the BrAC estimator software program. *Alcoholism: Clinical and Experimental Research*, 38:2243–2252.
- Luczak, S. E., Rosen, I. G., and Wall, T. L. (2015). Development of a real-time repeated-measures assessment protocol to capture change over the course of drinking episodes. *Alcohol and Alcoholism*, 50:1–8.
- Maronna, R. A., Martin, R. D., Yohai, V. J., and Salibián-Barrera, M. (2019). *Robust Statistics: Theory and Methods (with R)*. John Wiley & Sons.
- Najfeld, I. and Havel, T. F. (1995). Derivatives of the matrix exponential and their computation. *Advances in Applied Mathematics*, 16(3):321–375.

- National Institute on Alcohol Abuse and Alcoholism (NIAAA) (2016). NIH competition seeks wearable device to detect alcohol levels in real-time. Available at: <https://www.niaaa.nih.gov/news-events/news-releases/nih-competition-seeks-wearable-device-detect-alcohol-levels-real-time>.
- Pritchard, A. J. and Salamon, D. (1987). The linear quadratic control problem for infinite dimensional systems with unbounded input and output operators. *SIAM Journal on Control and Optimization*, 25:121–144.
- Rosen, I. G., Luczak, S. E., Hu, W., and Hankin, M. (2013). Discrete-time blind deconvolution for distributed parameter systems with Dirichlet boundary input and unbounded output with application to a transdermal alcohol biosensor. In *Proceedings of 2013 SIAM Conference on Control and its Applications*, pages 160–167.
- Rosen, I. G., Luczak, S. E., and Weiss, J. (2014). Blind deconvolution for distributed parameter systems with unbounded input and output and determining blood alcohol concentration from transdermal biosensor data. *Applied Mathematics and Computation*, 231:357–376.
- Serfling, R. J. (1980). *Approximation Theorems of Mathematical Statistics*. John Wiley & Sons, New York, NY.
- Sirlanci, M., Luczak, S., and Rosen, I. G. (2017). Approximation and convergence in the estimation of random parameters in linear holomorphic semigroups generated by regularly dissipative operators. In *Proceedings of the 2017 American Control Conference*, pages 3171–3176. IEEE Control Systems Society.
- Sirlanci, M., Luczak, S. E., Fairbairn, C. E., Bresin, K., Kang, D., and Rosen, I. G. (2018). Deconvolving the input to random abstract parabolic systems; a population model-based approach to estimating blood/breath alcohol concentration from transdermal alcohol biosensor data. *Inverse Problems*, 34(12).
- Sirlanci, M., Luczak, S. E., Fairbairn, C. E., Kang, D., Pan, R., Yu, X., and Rosen, I. G. (2019a). Estimating the distribution of random parameters in a diffusion equation forward model for a transdermal alcohol biosensor. *Automatica*, 106:101 – 109.
- Sirlanci, M., Luczak, S. E., and Rosen, I. G. (2019b). Estimation of the distribution of random parameters in discrete time abstract parabolic systems with unbounded input and output: Approximation and convergence. *Communications in Applied Analysis*, 23:287–329.
- Sirlanci, M., Rosen, I. G., Wall, T. L., and Luczak, S. E. (2019c). Applying a novel population-based model approach to estimating breath alcohol concentration (BrAC) from transdermal alcohol concentration (TAC) biosensor data. *Alcohol: An International Biomedical Journal*, 81:117–129.
- Smith, W. F., Hashemi, J., and Presuel-Moreno, F. (2004). *Foundations of Materials Science and Engineering*. McGraw-Hill, New York, NY, 3rd edition.
- Staffans, O. J. (2005). *Well-posed linear systems*. Cambridge University Press, Cambridge.

- Swift, R. (2000). Transdermal alcohol measurement for estimation of blood alcohol concentration. *Alcoholism: Clinical and Experimental Research*, 24(4):422–423.
- Swift, R. (2003). Direct measurement of alcohol and its metabolites. *Addiction*, 98:73–80.
- Tucsnak, M. and Weiss, G. (2009). *Observation and control for operator semigroups*. Birkhauser, Basel.
- Webster, G. D. and Gabler, H. C. (2007). Feasibility of transdermal ethanol sensing for the detection of intoxicated drivers. *Annual Proceedings for the Advancement of Medicine*, 51:449–464.
- Webster, G. D. and Gabler, H. C. (2008). Modeling of transdermal transport of alcohol: effect of body mass and gender. *Biomedical Sciences Instrumentation*, 44:361–366.
- Weiss, J., Rosen, I. G., Wall, T. L., and Luczak, S. E. (2014). Creating an automated drinking episode identifier software program utilizing transdermal alcohol sensor data from real-time drinking episodes. *Alcoholism: Clinical & Experimental Research*, 38.