

# A simple certifying algorithm for 3-edge-connectivity

Yung H. Tsin\*

## Abstract

A linear-time certifying algorithm for 3-edge-connectivity is presented. Given an undirected graph  $G$ , if  $G$  is 3-edge-connected, the algorithm generates a construction sequence as a positive certificate for  $G$ . Otherwise, the algorithm decomposes  $G$  into its 3-edge-connected components and at the same time generates a construction sequence for each connected component as well as the bridges and a cactus representation of the cut-pairs in  $G$ . All of these are done by making only one pass over  $G$  using an innovative graph contraction technique. Moreover, the graph need not be 2-edge-connected.

**Keywords:** certifying algorithm, graph recognition algorithm, 3-edge-connected graph, 3-edge-connected component, Mader construction sequence, cactus representation, cut pair, certificate, depth-first search.

## 1 Introduction

A major problem in software engineering is correctness of software. Even after an algorithm is proven correct by its designer, its implementation as a program may still contain bugs (implementation errors). This is particularly true for complex algorithms as their implementations tend to be error-prone. Consequently, it is difficult to tell if an output generated by a program is correct or has been compromised by a bug.

McConnell et al. [16] addressed this problem by introducing certifying algorithm. A certifying algorithm is an algorithm that generates a certificate along with its output for each input. The certificate is an evidence that can be used by an authentication algorithm to verify the correctness of the output. An authentication algorithm is a separate algorithm that takes the input, the output, and the certificate to verify (independently of the algorithm) whether the output is correct. Certifying algorithms are of great value in practice as the user can verify the correctness of the output they received for each input regardless of whether the program is bug-free. Certifying algorithms have been extensively used in the software library LEDA [17] after a user discovered an error in a program for testing graph planarity. The inclusion of these algorithms greatly improved the reliability of the library.

A graph recognition problem is a graph-theoretic problem that checks for membership of a class of graphs. A certifying algorithm for a graph recognition problem generates a *positive certificate* if the answer

---

\*School of Computer Science, University of Windsor, Windsor, Ontario, Canada, N9B 3P4; peter@uwindsor.ca. Research supported by U of Windsor, GRF grant #815160.

is ‘yes’ and a *negative certificate* if the answer is ‘no’. Efficient recognition algorithms exist for many graph recognition problems. However, only a few are certifying [4, 6, 11, 12, 13, 19, 22, 26].

In this paper, we address the 3-edge-connectivity problem which has applications in a wide variety of areas [1, 2, 3, 5, 14, 25]. A number of linear-time algorithms had been proposed [9, 20, 28, 30, 31]. However, none of them is certifying. Recently, Mehlhorn, Neumann and Schmidt [19] presented a linear-time certifying algorithm for testing 3-edge-connectivity. Their algorithm returns a Mader construction sequence as a positive certificate if the graph is 3-edge-connected and returns a cut-pair as a negative certificate otherwise. The key idea underlying their algorithm is as follows.

Given an undirected graph. If the graph is not 2-edge-connected, it is first decomposed into a collection of 2-edge-connected components. Then, for each 2-edge-connected component  $G = (V, E)$ , the algorithm first makes one pass over  $G$  to decompose  $G$  into a collection of chains,  $C_1, C_2, \dots, C_{|E|-|V|+1}$ , which are cycles or paths. Then, starting from the graph  $G_c$  which is a  $K_2^3$ -subdivision consisting of  $C_1$  and  $C_2$ , the remaining chains are added one at a time to  $G_c$  to generate a Mader construction sequence for  $G$ . The chains are classified as *interlacing* or *nested*. An interlacing chain can be added immediately to the current  $G_c$  if its terminating vertices are in  $G_c$ . Each nested chain is combined with a group of chains to form a segment so that once the chain is added to the current  $G_c$ , the remaining chains in the segment become interlacing and can also be added. The algorithm proceeds as follows: for each chain  $C_i, 1 \leq i \leq |E| - |V| + 1$ , the set of chains whose starting end-vertex is on  $C_i$  are determined and all the interlacing chains that can be added into the current  $G_c$  are added. For the segments that are determined by nested chains, a correct order to add them to the current  $G_c$  is to be determined. This is accomplished by reducing the problem to a problem on intervals based on the notion of overlap graph and a method of Olariu and Zomaya [24] for finding a spanning forest in the overlap graph. The ordering exists if and only if the spanning forest is a spanning tree. Mehlhorn et al. also presented an algorithm for generating a cactus representation of the cut-pairs if  $G$  is not 3-edge-connected.

In this paper, we present a simpler algorithm as an alternative. Specifically, we present a linear-time certifying algorithm that makes only one pass over the input graph  $G$  (not necessarily 2-edge-connected) to generate all 3-edge-connected components of the graph each with a Mader construction sequence as well as all the bridges and a cactus representation of the cut-pairs. Clearly, if there is only one Mader construction sequence,  $G$  is 3-edge-connected with the construction sequence as a positive certificate; if there are more than one Mader construction sequences,  $G$  is not 3-edge-connected and the cactus representation or any cut-pair in it is a negative certificate. Moreover, the Mader construction sequences associated with each

3-edge-connected component serves as a positive certificate for that 3-edge-connected component. The algorithm is a simple modification of the 3-edge-connected-component algorithm of Tsin [30].

Since our algorithm is a one-pass algorithm and does not reduce any of the subtasks (generating 3-edge-connected components, generating Mader construction sequences, generating bridges, generating cactus representation of cut-pairs) to other computational problems, the various parts of our algorithm for solving the subtasks thus constitute a cohesive algorithm that is self-contained and easy to implement.

## 2 Some basic definitions and facts

The definitions of the graph-theoretic concepts used in this article are standard and can be found in many textbooks or references such as [7, 29]. However, to make the article self-contained, we give some of the important definitions below.

An undirected graph is represented by  $G = (V, E)$ , where  $V$  is the vertex set and  $E$  is the edge set. An edge  $e$  with  $u$  and  $v$  as end-vertices is represented by  $e = (u, v)$ . The graph may contain parallel edges (two or more edges sharing the same pair of end vertices). The *degree* of a vertex  $u$  in  $G$ , denoted by  $\deg_G(u)$ , is the number of edges with  $u$  as an end-vertex. A *path*  $P$  in  $G$  is a sequence of alternating vertices and edges,  $u_0 e_1 u_1 e_2 u_2 \dots e_k u_k$ , such that  $u_i \in V, 0 \leq i \leq k, e_i = (u_{i-1}, u_i), 1 \leq i \leq k$ , where  $u_i, 0 \leq i \leq k$ , are distinct with the exception that  $u_0$  and  $u_k$  may be identical. The edges  $e_i, 1 \leq i \leq k$ , could be omitted if no confusion could occur. The path is a *null path* if  $k = 0$  and is a *cycle* if  $u_0 = u_k$ . The path is called an  $u_0 - u_k$  *path* with vertices  $u_0$  and  $u_k$  as *terminating vertices* and  $u_i, 1 \leq i < k$ , as *internal vertices*. If the path  $P$  is given an orientation from  $u_0$  to  $u_k$ , then  $u_0$  is the *source*, denoted by  $s(P)$ , and  $u_k$  is the *sink*, denoted by  $t(P)$ , of  $P$  and the path  $P$  is also represented by  $u_0 \rightsquigarrow_G u_k$ . The graph  $G$  is *connected* if  $\forall u, v \in V$ , there is a  $u - v$  path in it. It is *disconnected* otherwise. Let  $G = (V, E)$  be a connected graph. An edge is a *bridge* in  $G$  if removing it from  $G$  results in a disconnected graph. The graph  $G$  is *2-edge-connected* if it has no bridge. A *cut-pair* of  $G$  is a pair of edges whose removal results in a disconnected graph and neither is a bridge. A *cut-edge* is an edge in a cut-pair.  $G$  is *3-edge-connected* if it is bridgeless and has no cut-pair. A *3-edge-connected component* (abbreviated *3ecc*) of  $G$  is a maximal subset  $U \subseteq V$  such that  $\forall u, v \in U, u \neq v$ , there exists three edge-disjoint  $u - v$  paths in  $G$ . A graph  $G' = (V', E')$  is a *subgraph* of  $G$  if  $V' \subseteq V$  and  $E' \subseteq E$ . Let  $U \subseteq V$ , the *subgraph of  $G$  induced by  $U$* , denoted by  $G_{\langle U \rangle}$ , is the maximal subgraph of  $G$  whose vertex set is  $U$ . Let  $D \subseteq E$ ,  $G \setminus D$  denotes the graph resulting from  $G$  after the edges in  $D$  are removed.

*Depth-first search* (abbreviated *dfs*) augmented with vertex labeling is a powerful graph traversal technique first introduced by Tarjan [29]. When a *dfs* is performed over a graph, each vertex  $w$  is assigned a *depth-first number*,  $dfs(w)$ , such that  $dfs(w) = k$  if vertex  $w$  is the  $k$ th vertex visited by the search for the first time. The search also partitions the edge set into two types of edges, *tree-edge* and *back-edge* and gives each edge an orientation. With the orientation taken into consideration, a tree-edge  $e = (u, v)$  is denoted by  $u \rightarrow v$  where  $dfs(u) < dfs(v)$  and a back-edge  $e = (u, v)$  is denoted by  $v \curvearrowright u$ , where  $dfs(v) < dfs(u)$ . In the former case,  $u$  is the *parent* of  $v$ , denoted by  $u = \text{parent}(v)$ , while  $v$  is a *child* of  $u$ . In the latter case,  $(v \curvearrowright u)$  is an *incoming back-edge* of  $v$  and an *outgoing back-edge* of  $u$ . In either case,  $u$  is the *tail*, denoted by  $s(e)$ , while  $v$  is the *head*, denoted by  $t(e)$ , of the edge. The tree edges form a directed spanning tree  $T = (V, E_T)$  of  $G$  rooted at the vertex  $r$  from which the search begins. A path from vertex  $u$  to vertex  $v$  in  $T$  is denoted by  $u \rightsquigarrow_T v$ . Vertex  $u$  is an *ancestor* of vertex  $v$ , denoted by  $u \preceq v$ , if and only if  $u$  is a vertex on  $r \rightsquigarrow_T v$ . Vertex  $u$  is a *proper ancestor* of  $v$ , denoted by  $u \prec v$ , if  $u \preceq v$  and  $u \neq v$ . Vertex  $v$  is a (*proper*) *descendant* of vertex  $u$  if and only if vertex  $u$  is an (proper) ancestor of vertex  $v$ . When a depth-first search reaches a vertex  $u$ , vertex  $u$  is called the *current vertex* of the search. The *subtree* of  $T$  rooted at vertex  $w$ , denoted by  $T_w$ , is the subtree containing all the descendants of  $w$ .

$$\forall w \in V, \text{lowpt}(w) = \min(\{dfs(w)\} \cup \{dfs(u) \mid (u \curvearrowright w) \in E \setminus E_T\} \cup \{\text{lowpt}(u) \mid (w \rightarrow u) \in E_T\}). \quad [29]$$

A *subdivision* is an operation that replaces an edge  $(u, v)$  with a path  $uxv$ , where  $x$  is a new vertex. A *subdivision of a graph  $G$*  is a graph resulting from applying zero or more subdivision operations on  $G$ . The graph  $K_2^3$  is the graph consisting of two vertices and three parallel edges.

### 3 A certifying algorithm for 3-edge-connectivity

Mehlhorn et al. [19] showed that a construction sequence, called *Mader construction sequence*, can be used as a positive certificate for 3-edge-connected graphs. It is based on the following generalization of Mader's Theorem [15].

**Theorem 3.1.** *Every subdivision of a non-trivial 3-edge-connected graph (and no other graph) can be constructed from a subdivision of a  $K_2^3$  using the following three operations:*

- (i) *adding a path connecting two branch vertices (vertices of degree at least three);*
- (ii) *adding a path connecting a branch vertex and a non-branch vertex;*
- (iii) *adding a path connecting two non-branch vertices lying on distinct links (maximal paths whose internal vertices are of degree two).*

In each of the above three cases, the path is called a Mader path and its internal vertices are new vertices.

In this section, we show that the 3-edge-connected-component algorithm of [30] can be easily modified to generate, in addition to the 3-edge-connected components, a Mader construction sequence for each  $3ecc$ , and all the bridges as well as a cactus representation of the cut-pairs if the given graph is not 3-edge-connected. All these are generated seamlessly with one depth-first search over the given graph  $G$ .

As with Melhorn et al., our Mader paths are ears of an ear decomposition of the 2-edge-connected components of the input graph. We use an ear decomposition of 2-edge-connected graphs used in [32]. Mehlhorn et al. [19] uses a decomposition method of Schmidt [27].

Let  $T = (V, E_T)$  be a depth-first search tree of a 2-edge-connected graph  $G$ . Using the depth-first search numbers of the vertices, we can rank the back-edges as follows.

**Definition:** Let  $(q \frown p)$  and  $(y \frown x)$  be two back-edges. Then  $(q \frown p)$  is *lexicographically smaller than*  $(y \frown x)$ , denoted by  $(q \frown p) \leq (y \frown x)$ , if and only if

- (i)  $dfs(q) < dfs(y)$ , or
- (ii)  $q = y$  and  $dfs(p) < dfs(x)$  such that  $p$  is not an ancestor of  $x$ , or
- (iii)  $q = y$  and  $p$  is a descendant of  $x$ , or
- (iv)  $q = y$  and  $p = x$  and  $(q \frown p)$  is encountered before  $(y \frown x)$  during the *dfs*. (parallel edges)

Since every tree-edge is the parent edge of a unique vertex  $u$ , every tree-edge can be represented by  $(parent(u) \rightarrow u)$ . Using the back-edges, we can partition the edges of  $G$  into edge-disjoint paths such that every path contains exactly one back-edge as follows: for each tree-edge  $(parent(u) \rightarrow u)$ , we associate with it the back-edge  $(y \frown x)$  with the lowest rank in lexicographical order such that  $x$  is a descendent of  $u$  while  $y$  is an ancestor of  $u$ . The back-edge exists because  $G$  is 2-edge-connected. It is easily verified that the back-edge  $(y \frown x)$  and all the tree-edges associated with it form a path  $yxv_1 \cdots v_pv$  such that  $v \rightsquigarrow_T x$ . The path is called an *ear* and is denoted by  $P_{y \frown x} : yxv_1 \cdots v_pv$ . Note that  $P_{y \frown x}$  is given an orientation from  $y$  to  $v$ ; i.e.  $P_{y \frown x}$  is an  $y \rightsquigarrow_G v$  such that  $s(P_{y \frown x}) = y$  and  $t(P_{y \frown x}) = v$ . Furthermore, if  $(y \frown x)$  has the rank  $i$  lexicographically, we shall also denote the ear by  $P_i : yxv_1 \cdots v_pv$ . As a result, the ears can be ranked lexicographically as  $P_1, P_2, \dots, P_{m-n+1}$  which is called an *ear-decomposition* of  $G$ . An ear is *non-trivial* if it contains at least one tree-edge and is *trivial* otherwise. Note that for a back-edge  $(y \frown v)$ ,  $s(y \frown v) = v$  and  $t(y \frown v) = y$  but when it is considered as a trivial ear  $P_{y \frown v}$ , then  $s(P_{y \frown v}) = y$  and  $t(P_{y \frown v}) = v$ .

**Lemma 3.2.** Let  $G = (V, E)$  be a 2-edge-connected graph.  $G$  has an ear-decomposition,  $P_1, P_2, \dots, P_{|E|-|V|+1}$

in which  $P_1$  is a cycle and  $P_i, 2 \leq i \leq |E| - |V| + 1$  is a path or a cycle of which each terminating vertex lies on some ear  $P_j, 1 \leq j < i$ , and no internal vertex lies on any ear  $P_j, 1 \leq j < i$ .

**Proof:** Immediate from the definition of  $P_i$  and the 2-edge-connectivity of  $G$ . ■

For each edge  $e \in E$ , the back edge that determines the ear containing  $e$ , denoted by  $ear(e)$ , is determined during the depth-first search based on the following recursive definition:

$$ear(e) = \begin{cases} e & \text{if } e \in E \setminus E_T; \\ \min_{\prec}(\{f \mid f = (u \curvearrowright w) \in E \setminus E_T\} \cup \{ear(f) \mid f = (w \rightarrow u) \in E_T\}), & \text{if } e = (parent(w) \rightarrow w) \in E_T \end{cases}$$

In the sequel, let  $e = (v, w) \in E$ , if  $e \in E_T$  ( $e \in E \setminus E_T$ , respectively), we shall use  $ear((v, w))$  and  $ear(v \rightarrow w)$  ( $ear(w \curvearrowright v)$ , respectively) interchangeably.

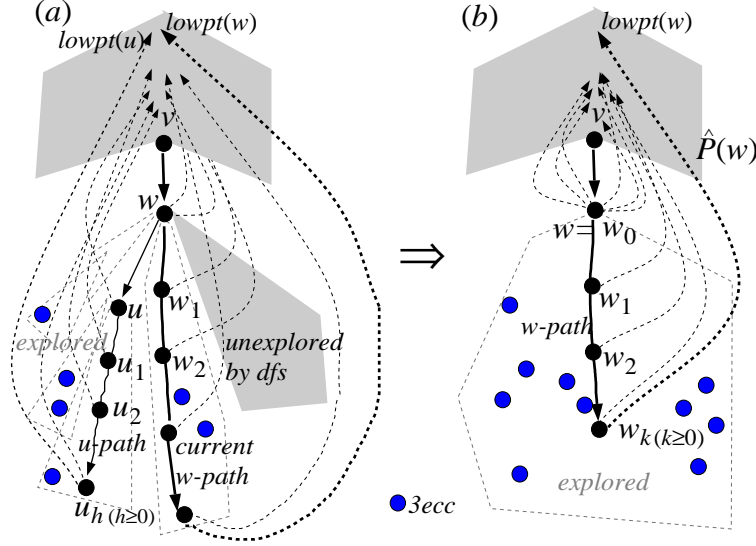
### 3.1 A high-level description

Since our algorithm is based on **Algorithm** 3-edge-connectivity of [30], we first briefly review the algorithm.

Starting with the input graph  $G = (V, E)$ , the graph is gradually transformed so that vertices that have been confirmed to be belonging to the same  $3ecc$  are merged into one vertex, called a *supervertex*. Each supervertex is represented by a vertex  $w \in V$  and a set  $\sigma(w) (\subseteq V)$  consisting of vertices that have been confirmed to be belonging to the same  $3ecc$  as  $w$ . Initially, each vertex  $w$  is regarded as a supervertex with  $\sigma(w) = \{w\}$ . When two supervertices  $w$  and  $u$  are known to be belonging to the same  $3ecc$ , they are merged into a single supervertex with one of them, say  $w$ , absorbing the other resulting in  $\sigma(w) := \sigma(w) \cup \sigma(u)$ . When that happens, the edges incident on  $u$  become edges incident on  $w$  (the latter are called *embodiments* of the former). When a supervertex containing all vertices of a  $3ecc$  is formed, it must be *of degree one or two* in the transformed graph (corresponding to a bridge or a cut-pair is found)<sup>1</sup>. When this condition is detected, the supervertex is separated (*ejected*) from the graph to become an isolated supervertex. At the end, the graph is transformed into a collection of isolated supervertices each of which contains the vertices of a distinct  $3ecc$  of  $G$ .

The transformation is carried out by performing a depth-first search over  $G$ , starting from an arbitrary vertex  $r$ . At each vertex  $w \in V$ , when the search backtracks from a child  $u$ , let  $\hat{G}_u$  be the graph to which  $G$  has been transformed at that point of time. The subgraph of  $G$  induced by the vertex set of  $T_u$ ,  $G_{(V_{T_u})}$ , has

<sup>1</sup>In [30], it is pointed out that **Algorithm** 3-edge-connectivity can be easily modified to handle non-2-edge-connected graphs.



**Figure 1:** (a) The current  $w$ -path and an  $u$ -path. (b) When  $dfs$  backtracks from vertex  $w$  to vertex  $v$ .

been transformed into a set of isolated supervertices (each of which corresponds to a distinct  $3ecc$  of  $G$ ) and a path of supervertices,  $P_u : (u =) u_0 u_1 u_2 \dots u_k$ , called the  $u\text{-path}$ . The  $u\text{-path}$  has the following properties (Figure 1):

- (i)  $deg_{\hat{G}_u}(u_0) \geq 1$  and  $deg_{\hat{G}_u}(u_i) \geq 3, 1 \leq i \leq k$ ;
- (ii) for each back-edge  $f = (x \curvearrowright u_i), 0 \leq i \leq k, x \preceq w$  (i.e.  $x$  lies on the  $r \rightsquigarrow_T w$  tree-path);
- (iii)  $\exists(z \curvearrowright u_k)$  such that  $dfs(z) = lowpt(u)$ ; (i.e.  $dfs(t(ear(w \rightarrow u))) = lowpt(u)$ ).

If  $deg_{\hat{G}_u}(u_0) = 1$ , then  $(w, u)$  is a bridge,  $k = 0$ , and  $\sigma(u)$  is a  $3ecc$  of  $G$ . The supervertex  $u$  is ejected from the  $u\text{-path}$  to become an isolated supervertex and the  $u\text{-path}$  becomes a null path.

If  $deg_{\hat{G}_u}(u_0) = 2$ , then  $\{(w \rightarrow u), (u \rightarrow u_1)\}$  or  $\{(w \rightarrow u), (z \curvearrowright u)\}$ , where  $z = t(ear(w \rightarrow u))$ , is a cut-pair implying  $\sigma(u)$  is a  $3ecc$  of  $G$ . The supervertex  $u$  is ejected from the  $u\text{-path}$  to become an isolated supervertex and the  $u\text{-path}$  is shorten to  $u_1 u_2 \dots u_k$  in the former case or a null path in the latter case. Next, if  $lowpt(w) \leq lowpt(u)$ , then no edge on the  $u\text{-path}$  can be a cut-edge which implies that the vertices in the supervertices on the  $u\text{-path}$  must all belong to the same  $3ecc$  as  $w$ . The supervertices are thus absorbed by  $w$ . Likewise, if  $lowpt(w) > lowpt(u)$ , then the vertices in the supervertices on the current  $w\text{-path}$  must all belong to the same  $3ecc$  as  $w$  and the supervertices are absorbed by  $w$ ; moreover,  $lowpt(w)$  is updated to  $lowpt(u)$  and the  $u\text{-path}$  becomes the current  $w\text{-path}$ .

When an outgoing back-edge of  $w$ ,  $(z \curvearrowright w)$ , with  $dfs(z) < lowpt(w)$  is encountered, vertex  $w$  absorbs the current  $w\text{-path}$  because all the supervertices on it belong to the same  $3ecc$  as  $w$ ;  $lowpt(w)$  and the  $w\text{-path}$  are then updated to  $dfs(z)$  and the null path  $w$ , respectively.

When an incoming back-edge of  $w$ ,  $(w \leftarrow x)$ , is encountered, let  $x \in \sigma(w_\ell)$ , where  $w_\ell$  is a supervertex on the current  $w$ -path  $ww_1w_2 \dots w_k$  ( $k \geq \ell$ ), then no edge on the path,  $ww_1 \dots w_\ell$ , can be a cut-edge. As a result, the vertices in  $\sigma(w_i)$ ,  $1 \leq i \leq \ell$ , must all belong to the same  $3ecc$  as  $w$ . The supervertices  $w_i$ ,  $1 \leq i \leq \ell$ , are thus absorbed by  $w$  and the current  $w$ -path is shortened to  $ww_{\ell+1}w_{\ell+2} \dots w_k$ .

When the adjacency list of  $w$  is completely processed, if  $w \neq r$ , the depth-first search backtracks to the parent vertex of  $w$ . Otherwise, the input graph  $G$  has been transformed into a collection of isolated supervertices each of which contains the vertices of a distinct  $3ecc$  of  $G$ .

Nagamochi et al. [21] pointed out that the graph resulting from  $G$  by contracting every  $3ecc$  into a supervertex is a cactus representation of the cut-pairs in  $G$ . Hence, the algorithm can be easily extended to generate a cactus representation of  $G$  as a byproduct.

It remains to explain how to modify the algorithm so that along with generating the  $3ecc$ s, it also generates a Mader construction sequence for each  $3ecc$ , the bridges and a cactus representation for the cut-pairs by making only one *dfs* over the given graph. For clarity, we shall consider these two tasks separately.

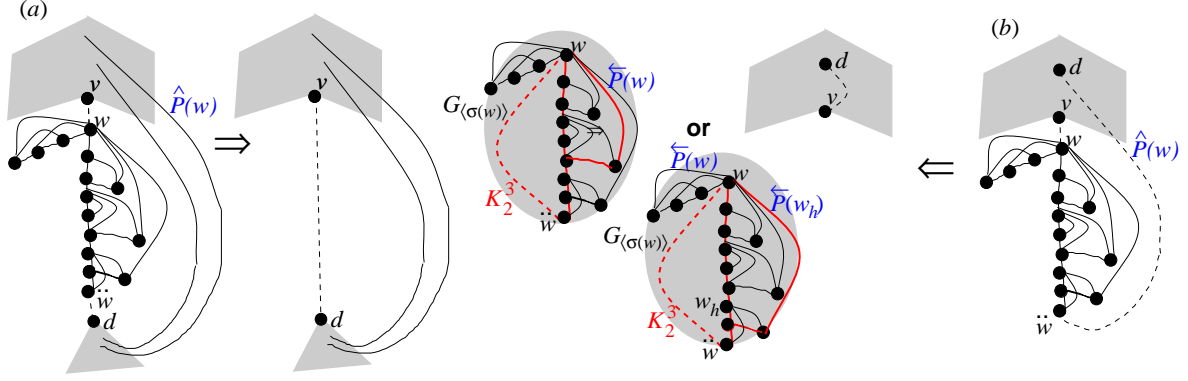
### 3.2 Generating construction sequences (positive certificates)

Since each  $3ecc$  is not a subgraph but a subset of vertices, before discussing generating a Mader construction sequence for a  $3ecc$ , we must address the following question first: “The Mader construction sequence for a  $3ecc$  is generated based on what set of edges?” Although the edge set of the subgraph of  $G$  induced by  $\sigma(w)$ , i.e.  $G_{\langle\sigma(w)\rangle}$ , appears to be the correct answer, unfortunately, it is not as  $G_{\langle\sigma(w)\rangle}$  may not be 3-edge-connected. This is because if two vertices in  $\sigma(w)$  are connected by exactly three edge-disjoint paths in  $G$  and one of the paths uses edges outside  $G_{\langle\sigma(w)\rangle}$  through the cut-pair incident on  $G_{\langle\sigma(w)\rangle}$ , there are only two edge-disjoint paths connecting them in  $G_{\langle\sigma(w)\rangle}$ . Therefore, the paths that use edges outside  $G_{\langle\sigma(w)\rangle}$  must be accounted for when  $\sigma(w)$ , hence  $G_{\langle\sigma(w)\rangle}$ , is separated from  $G$ . It is easily verified that any path connecting two vertices in  $G_{\langle\sigma(w)\rangle}$  that uses edges outside  $G_{\langle\sigma(w)\rangle}$  must use the cut-pair incident on  $G_{\langle\sigma(w)\rangle}$ . We can thus replace all these paths by a *virtual edge* connecting the two end-vertices of the cut-pair in  $G_{\langle\sigma(w)\rangle}$  (Figure 2).

**Lemma 3.3.** *Let  $\sigma(w)$  be a  $3ecc$  of  $G = (V, E)$  and  $\{(v, w), (\ddot{w}, d)\}$  be the cut-pair with  $w, \ddot{w} \in \sigma(w)$ . If  $w \neq \ddot{w}$ , let  $\dot{G}_{\langle\sigma(w)\rangle}$  be the graph consisting of  $G_{\langle\sigma(w)\rangle}$  and a new edge  $(w, \ddot{w}) \notin E$ ; if  $w = \ddot{w}$ , let  $\dot{G}_{\langle\sigma(w)\rangle} = G_{\langle\sigma(w)\rangle}$ . Then,  $\dot{G}_{\langle\sigma(w)\rangle}$  is 3-edge-connected.*

Proof: Trivial. ■





**Figure 2:** (a) A cut-pair  $\{(v \rightarrow w), (\ddot{w} \rightarrow d)\}$ ,  $w \neq \ddot{w}$ ; (b) a cut-pair  $\{(v \rightarrow w), (d \curvearrowright \ddot{w})\}$ ,  $w \neq \ddot{w}$ , and  $\dot{G}_{\langle\sigma(w)\rangle} = G_{\langle\sigma(w)\rangle} \cup \{(w, \ddot{w})\}$ , where  $\{(w, \ddot{w})\}$  is a virtual edge.

Next, we consider how to determine the  $K_2^3$ -subdivision for the Mader construction sequence of  $\dot{G}_{\langle\sigma(w)\rangle}$ .

If  $|\sigma(w)| = 1$ , then no construction sequence is to be constructed. Let  $|\sigma(w)| > 1$ .

**Definition:**  $\forall w \in V$ , let  $\hat{P}_w = \{P_{ear(e)} \mid e = (w \rightarrow u) \in E_T \vee e = (u \curvearrowright w) \in E \setminus E_T\}$  and  $\hat{P}(w) = \min_{<} \hat{P}_w$ . When the *dfs* backtracks from vertex  $w$  to its parent vertex or execution of the *dfs* terminates at  $w (= r)$ , let  $\hat{\delta}(w) = \{P \mid P \text{ is an ear} \wedge t(P) \in \sigma(w)\}$ ,  $\delta(w) = \hat{\delta}(w) \setminus \{\hat{P}(w)\}$  and  $\overleftarrow{P}(w) = \min_{<} \delta(w)$ .

**Lemma 3.4.** Let  $w \in V$ .

(a)  $dfs(s(\hat{P}(w))) = lowpt(w)$ ;

(b)  $t(\overleftarrow{P}(w))$  lies on  $\hat{P}(w)$ .

**Proof:**

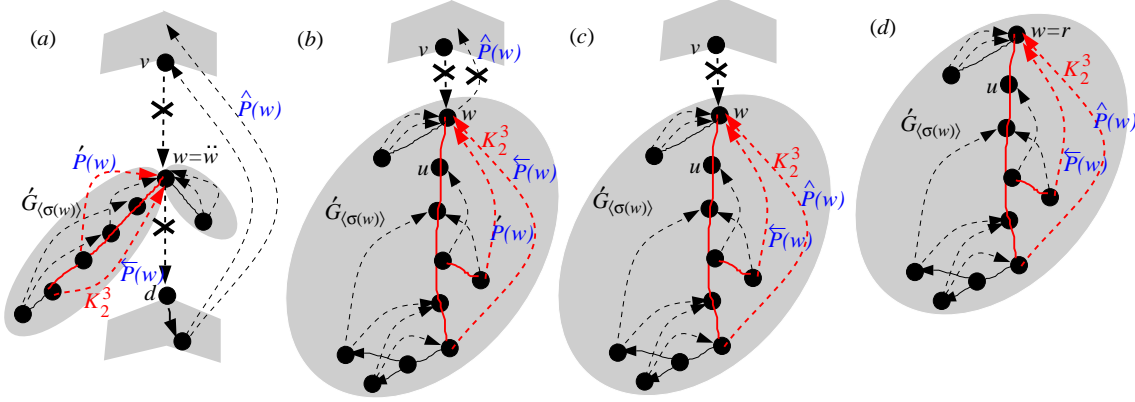
(a) Immediate from the definitions of  $lowpt(w)$  and  $\hat{P}(w)$ . (Figure 1(b))

(b) Immediate from the definitions of  $\overleftarrow{P}(w)$  and  $\hat{P}(w)$ . ■

Note that by Lemma 3.4(a), the  $w$ -path is created from  $\hat{P}(w)$  through the eject and absorb operations.

(i) Let  $\{e, e'\}$  be the cut-pair separating  $\sigma(w)$  from the rest of the graph: in the course of executing **Algorithm 3**-edge-connectivity, let  $e$  become  $(v \rightarrow w)$  while  $e'$  become either  $(\ddot{w} \rightarrow d)$  or  $(d \curvearrowright \ddot{w})$  such that  $w, \ddot{w} \in \sigma(w)$  and  $w \preceq \ddot{w}$ .

(a)  $w \neq \ddot{w}$ : if  $t(\overleftarrow{P}(w)) \neq w$ , the  $K_2^3$ -subdivision consists of the virtual edge  $(w, \ddot{w})$ , the tree-path  $w \rightsquigarrow_T \ddot{w}$  and  $\overleftarrow{P}(w)$ ; if  $t(\overleftarrow{P}(w)) = w$ , the  $K_2^3$ -subdivision consists of the virtual edge  $(w, \ddot{w})$ , the tree-path  $w \rightsquigarrow_T \ddot{w}$  and  $\overleftarrow{P}(w_h)$ , where  $w_h$  is the lowest vertex on the  $w$ -path absorbed by  $w$ . (Figure 2)



**Figure 3:** (a) A cut-pair  $\{(v \rightarrow w), (w \rightarrow d)\}$ ,  $w = \ddot{w}$ ; (b) a cut-pair  $\{(v \rightarrow w), (d \frown \ddot{w})\}$ ,  $w = \ddot{w}$ , (c) parent edge of  $w$  is a bridge; (d)  $w = r$ , and  $\dot{G}_{\langle\sigma(w)\rangle} = G_{\langle\sigma(w)\rangle}$ .

(b)  $w = \ddot{w}$ : the  $K_2^3$ -subdivision consists of  $\overleftarrow{P}(w)$  (which is a cycle) and  $\dot{P}(w) = \min_{\leq} \delta(w) \setminus \{\overleftarrow{P}(w)\}$ . (Figure 3(a), (b))

(ii) Let  $(v, w)$  be a bridge: (Figure 3(c)) The  $K_2^3$ -subdivision consists of  $\dot{P}(w)$  (a cycle) and  $\overleftarrow{P}(w)$ .

(iii)  $w = r$ : (Figure 3(d)) The  $K_2^3$ -subdivision consists of  $\dot{P}(w)$  (a cycle) and  $\overleftarrow{P}(w)$ .

It remains to determine an ordering for the remaining ears in  $\dot{G}_{\langle\sigma(w)\rangle}$  so that they can be added to the construction sequence as mader paths after the  $K_2^3$ -subdivision. The key idea is to maintain the following invariant at every vertex during the *dfs*.

**Definition:** Let  $\delta$  be a set of ears. A *construction sequence* for  $\delta$ , denoted by  $\mathcal{CS}_\delta$ , is an ordering,  $\pi$ , of the ears in  $\delta$  such that once the first ear in  $\pi$  is added to the construction sequence under construction, the remaining ears can be added to the construction sequence as Mader paths by following their order in  $\pi$ .

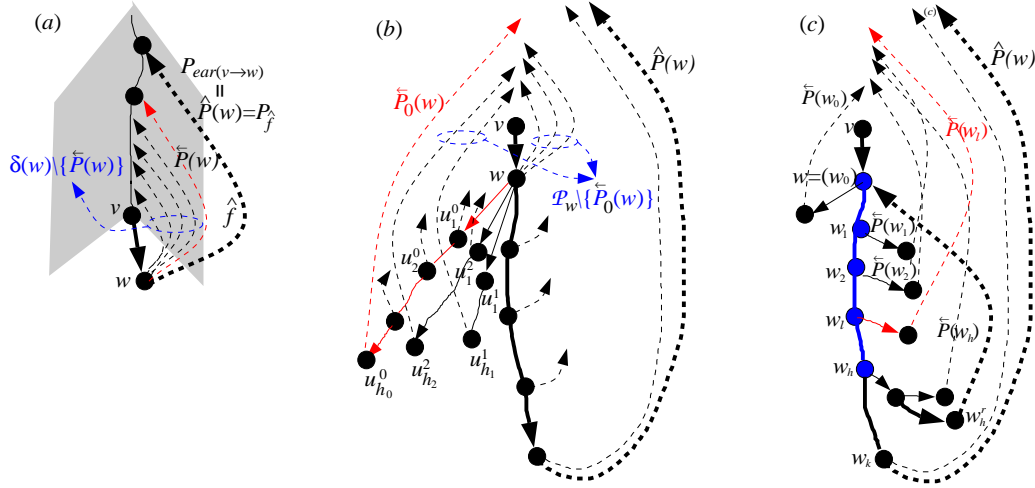
**Invariant** “When the *dfs* backtracks from a vertex  $w$  to its parent vertex or execution of the *dfs* terminates at  $w (= r)$ , a construction sequence,  $\mathcal{CS}_{\delta(w)}$ , has been determined with  $\overleftarrow{P}(w)$  as the first element.”

Note: The ear  $\overleftarrow{P}(w)$  is called the *anchor* of  $w$ . Note that in this context,  $\sigma(w)$  consists of all the vertices that have been absorbed by  $w$  so far; it becomes a *3ecc* only after  $w$  is ejected.

If  $\deg_G(w) \leq 2$ ,  $\delta(w) = \emptyset$  and no  $\mathcal{CS}_{\delta(w)}$  is needed. Let  $\deg_G(w) > 2$ . First, consider the leaves of  $T$ .

**Lemma 3.5.** Let  $w$  be a leaf in  $T$  such that  $\deg_G(w) > 2$ . Let  $P_1, P_2, \dots, P_{\deg_G(w)-3}$  be the ears in  $\delta(w) \setminus \{\overleftarrow{P}(w)\}$  in arbitrary order. Then  $\mathcal{CS}_{\delta(w)} = \overleftarrow{P}(w)P_1P_2 \dots P_{\deg_G(w)-3}$ . (Figure 4(a)).

**Proof:** Since  $w$  is a leaf,  $\sigma(w) = \{w\}$ . Therefore,  $\delta(w) = \{P \mid P \text{ is a ear} \wedge t(P) = w\} = \{f \mid f = (u \frown w) \in E \setminus E_T\} \setminus \{\hat{f}\}$ , where  $P_{\hat{f}} = \hat{P}(w)$ . Clearly, after  $\overleftarrow{P}(w)$  is added to the construction sequence,  $w$



**Figure 4:**  $\overleftarrow{P}(w)$ , where (a) :  $w$  is a leaf; (b), (c) :  $w$  is an internal vertex.

becomes a branch vertex. The remaining ears (back-edges)  $P_1, P_2, \dots, P_{deg_G(w)-3}$  in  $\delta(w) \setminus \{\overleftarrow{P}(w)\}$  can be added to the construction sequence as Mader paths by operation (i) or (ii). The lemma follows.  $\blacksquare$

Next, consider the internal vertices. Let  $w$  be an internal vertex of  $T$  with  $deg_G(w) > 2$ . In processing the adjacency list of  $w$ , those vertices  $u$  that is a child of  $w$  or forms an outgoing back-edge ( $u \curvearrowright w$ ) with  $w$  are processed first. The vertices  $u$  that forms an incoming back-edges ( $w \curvearrowright u$ ) are considered later.

**Lemma 3.6.** *Let  $w$  be an internal vertex of  $T$  such that  $deg_G(w) > 2$ .*

*Let  $\overleftarrow{P}_0(w) = \min_{\prec}(\hat{P}_w \setminus \{\hat{P}(w)\})$  and  $\overleftarrow{P}_1(w), \overleftarrow{P}_2(w), \dots, \overleftarrow{P}_q(w)$  be the ears in  $\hat{P}_w \setminus \{\overleftarrow{P}_0(w), \hat{P}(w)\}$  in arbitrary order, where  $q = |\hat{P}_w| - 2$ .*

*For  $i, 0 \leq i \leq q$ , such that  $\overleftarrow{P}_i(w)$  is a non-trivial ear, let  $\overleftarrow{P}_i(w) = P_{ear}(w \rightarrow u^i)$ , and  $u_1^i, u_2^i, \dots, u_{h_i}^i$  be the  $u^i$ -path after the dfs backtracked from  $u^i$  to  $w$  and  $u^i$  is ejected if  $deg_{\hat{G}_{u^i}}(u^i) = 2$ . Let the invariant holds for each  $u_j^i, 1 \leq j \leq h_i$ .*

*Then, after all of the  $u^i$ -paths are absorbed by  $w$ ,  $\overleftarrow{P}(w) = \overleftarrow{P}_0(w)$  and*

*$\mathcal{CS}_{\delta(w)} = \mathcal{CS}_{\delta_0(w)} \mathcal{CS}_{\delta_1(w)} \dots \mathcal{CS}_{\delta_q(w)}$ , where  $\mathcal{CS}_{\delta_i(w)} = \overleftarrow{P}_i(w) \mathcal{CS}_{\delta(u_{h_i}^i)} \mathcal{CS}_{\delta(u_{h_i-1}^i)} \dots \mathcal{CS}_{\delta(u_1^i)}, 0 \leq i \leq q$ . (Figure 4(b)).*

**Proof:** After  $\overleftarrow{P}_0(w)$  is added to the construction sequence,  $w$  becomes a branch vertex. If  $\overleftarrow{P}_0(w)$  is non-trivial, then for each  $\overleftarrow{P}(u_j^0), 1 \leq j \leq h_0$ , as  $s(\overleftarrow{P}_0(w)) \preceq s(\overleftarrow{P}(u_j^0)) \preceq w \prec t(\overleftarrow{P}(u_j^0))$ ,  $\overleftarrow{P}(u_j^0)$  can be added to the construction sequence by operation (ii) or (iii). By assumption, the invariant holds for  $u_j^0$ , the remaining ears in  $\delta(u_j^0)$  can thus be added as Mader path to the construction sequence after  $\overleftarrow{P}(u_j^0)$ . Hence,  $\overleftarrow{P}_0(w) \mathcal{CS}_{\delta(u_{h_0}^0)} \mathcal{CS}_{\delta(u_{h_0-1}^0)} \dots \mathcal{CS}_{\delta(u_1^0)}$  is a construction sequence for  $\bigcup_{j=1}^{h_0} \delta(u_j^0) \cup \{\overleftarrow{P}_0(w)\}$ . Let

$\delta_i(w) = \bigcup_{j=1}^{h_i} \delta(u_j^i) \cup \{\overleftarrow{P}_i(w)\}, 0 \leq i \leq q$ . Then  $\mathcal{CS}_{\delta_0(w)} = \overleftarrow{P}_0(w) \mathcal{CS}_{\delta(u_{h_0}^0)} \mathcal{CS}_{\delta(u_{h_0-1}^0)} \dots \mathcal{CS}_{\delta(u_1^0)}$ . Note that  $\mathcal{CS}_{\delta_0(w)} = \overleftarrow{P}_0(w)$ , if  $\overleftarrow{P}_0(w)$  is a trivial ear.

For  $1 \leq i \leq q$ ,  $\overleftarrow{P}_i(w)$  can be added to the construction sequence by operation (i) or (ii) after  $\overleftarrow{P}_{i-1}(w)$ . By applying the above argument for  $\overleftarrow{P}_0(w)$  to  $\overleftarrow{P}_i(w)$ , it is easily verified that  $\mathcal{CS}_{\delta_i(w)} = \overleftarrow{P}_i(w) \mathcal{CS}_{\delta(u_{h_i}^i)} \mathcal{CS}_{\delta(u_{h_i-1}^i)} \dots \mathcal{CS}_{\delta(u_1^i)}$ . By appending  $\mathcal{CS}_{\delta_i(w)}$  to  $\mathcal{CS}_{\delta_{i-1}(w)}$ , we have  $\mathcal{CS}_{\delta_0(w)} \mathcal{CS}_{\delta_1(w)} \dots \mathcal{CS}_{\delta_i(w)}$  is a construction sequence for  $\bigcup_{j=0}^i \delta_j(w)$ . Hence, when  $i = q$ ,  $\mathcal{CS}_{\delta_0(w)} \mathcal{CS}_{\delta_1(w)} \dots \mathcal{CS}_{\delta_q(w)}$ , is a construction sequence for  $\bigcup_{j=0}^q \delta_j(w)$ .

If  $\text{lowpt}(w) < \text{dfs}(w)$ , then  $\text{parent}(w)$  exists and  $P_{\text{ear}(\text{parent}(w) \rightarrow w)} = \hat{P}(w)$  which implies that  $t(\hat{P}(w)) \neq w$ . Hence,  $\hat{P}(w) \notin \hat{\delta}(w)$ . It follows that after every  $u^i$ -path is absorbed by  $w$ ,  $\hat{\delta}(w) \setminus \{\hat{P}(w)\} = \hat{\delta}(w) = \bigcup_{j=0}^q \delta_j(w)$  which implies that  $\delta(w) = \bigcup_{j=0}^q \delta_j(w)$ .

If  $\text{lowpt}(w) = \text{dfs}(w)$ , then  $t(\hat{P}(w)) = s(\hat{P}(w)) = w$  which implies that  $\hat{P}(w) \in \hat{\delta}(w)$ . Hence, after every  $u^i$ -path is absorbed by  $w$ ,  $\hat{\delta}(w) = \bigcup_{j=0}^q \delta_j(w) \cup \{\hat{P}(w)\}$  which implies that  $\delta(w) = \hat{\delta}(w) \setminus \{\hat{P}(w)\} = \bigcup_{j=0}^q \delta_j(w)$ .

We thus have  $\mathcal{CS}_{\delta(w)} = \mathcal{CS}_{\delta_0(w)} \mathcal{CS}_{\delta_1(w)} \dots \mathcal{CS}_{\delta_q(w)}$ .

Finally, as  $\overleftarrow{P}_i(w) = \min_{<} \delta_i(w)$  and  $\overleftarrow{P}_0(w) = \min_{<} \mathcal{P}_w$ , by the transitivity of  $<$ ,  $\overleftarrow{P}_0(w) = \min_{<} \delta(w)$  which implies that  $\overleftarrow{P}(w) = \overleftarrow{P}_0(w)$ . ■

Now, consider the incoming back-edges of  $w$ .

**Lemma 3.7.** *Let  $w$  be an internal vertex of  $T$ . Let  $\hat{G}$  be the graph to which  $G$  has been transformed after the child edges and outgoing back-edges of  $w$  are processed and  $w(= w_0), w_1, w_2, \dots, w_k$  be the  $w$ -path after the child  $u$  of  $w$  on the path is ejected if  $\deg_{\hat{G}_u}(u) = 2$ .*

*Suppose the invariant holds for  $w_i, 1 \leq i \leq k$ .*

*Let  $\overleftarrow{P}(w_0) = \overleftarrow{P}_0(w)$ , where  $\overleftarrow{P}_0(w)$  is defined in Lemma 3.6.*

*Let  $w \curvearrowright w_h$  be the incoming back-edge of  $w$  in  $\hat{G}$  with the highest index  $h$ .*

*Let  $\overleftarrow{P}(w_\ell) = \min_{<} \{\overleftarrow{P}(w_i) \mid 0 \leq i \leq h\}$ , and*

*$\overleftarrow{P}(w_{i_1}) \overleftarrow{P}(w_{i_2}) \dots \overleftarrow{P}(w_{i_{\tilde{h}}})$  be the ears in  $\{\overleftarrow{P}(w_i) \mid 0 \leq i \leq h\} \setminus \{\overleftarrow{P}(w_\ell), \overleftarrow{P}(w_h)\}$  in arbitrary order, where  $\tilde{h} = h$  or  $h - 1$  depending on whether  $w_\ell = w_h$ .*

*Then, after vertex  $w$  absorbed  $w_i, 1 \leq i \leq h$ ,  $\overleftarrow{P}(w) = \overleftarrow{P}(w_\ell)$  and*

$$\mathcal{CS}_{\delta(w)} = \begin{cases} \mathcal{CS}_{\delta(w_\ell)} \mathcal{CS}_{\delta(w_h)} \mathcal{CS}_{\delta(w_{i_1})} \mathcal{CS}_{\delta(w_{i_2})} \dots \mathcal{CS}_{\delta(w_{i_{h-1}})}, & \text{if } \ell \neq h; \\ \mathcal{CS}_{\delta(w_h)} \mathcal{CS}_{\delta(w_{i_1})} \mathcal{CS}_{\delta(w_{i_2})} \dots \mathcal{CS}_{\delta(w_{i_h})}, & \text{if } \ell = h. \end{cases} \quad (\text{Figure 4(c)}).$$

**Proof:** By Lemma 3.6, after the child edges and outgoing back-edges of  $w$  are processed, the invariant holds for  $w(= w_0)$ . By assumption, the invariant holds for  $w_i, 1 \leq i \leq k$ . Hence, the invariant holds for  $w_\ell$ . It

follows that after  $\overleftarrow{P}(w_\ell)$  is added to the construction sequence, the remaining ears in  $\delta(w_\ell)$  can be added to the sequence as Mader paths. This produces the construction sequence  $\mathcal{CS}_{\delta(w_\ell)}$ .

If  $\overleftarrow{P}(w_h) \neq \overleftarrow{P}(w_\ell)$ , then  $s(\overleftarrow{P}(w_\ell)) \preceq s(\overleftarrow{P}(w_h)) \preceq t(\overleftarrow{P}(w_\ell)) \prec t(\overleftarrow{P}(w_h))$  or  $s(\overleftarrow{P}(w_\ell)) \prec s(\overleftarrow{P}(w_h)) \preceq t(\overleftarrow{P}(w_\ell)) \prec t(\overleftarrow{P}(w_h))$  which implies that ear  $\overleftarrow{P}(w_h)$  can be added as a Mader path by operation (ii) or (iii) after  $\overleftarrow{P}(w_\ell)$ . Since the invariant holds for  $w_h$ , the remaining ears  $P$  in  $\delta(w_h)$ , which includes  $P_{w \curvearrowright w_h^\tau}$ , where  $w \curvearrowright w_h$  is an embodiment of  $w \curvearrowright w_h^\tau$ , can be added to the sequence as Mader paths. This produces the construction sequence  $\mathcal{CS}_{\delta(w_\ell)}\mathcal{CS}_{\delta(w_h)}$ .

After that,  $w$  becomes a branch vertex. The ears  $\overleftarrow{P}(w_{i_j}), 1 \leq j \leq \tilde{h}$ , can be added to the sequence as Mader path by operation (ii) or (iii) (if  $i_j \neq 0$ ), or by operation (i) or (ii) (if  $i_j = 0$ ). Since the invariant holds for each  $w_{i_j}, 1 \leq j \leq \tilde{h}$ , after ear  $\overleftarrow{P}(w_{i_j})$  is added, the remaining ears  $P$  in  $\delta(w_{i_j})$  can be added to the construction sequence as Mader paths. We thus have:

$$\begin{cases} \mathcal{CS}_{\delta(w_\ell)}\mathcal{CS}_{\delta(w_h)}\mathcal{CS}_{\delta(w_{i_1})}\mathcal{CS}_{\delta(w_{i_2})}\dots\mathcal{CS}_{\delta(w_{i_h})}, & \text{if } \ell \neq h; \\ \mathcal{CS}_{\delta(w_h)}\mathcal{CS}_{\delta(w_{i_1})}\mathcal{CS}_{\delta(w_{i_2})}\dots\mathcal{CS}_{\delta(w_{i_h})}, & \text{if } \ell = h \end{cases} \text{ is a construction sequence for } \bigcup_{i=0}^h \delta(w_i).$$

After vertex  $w$  absorbed  $w_i, 1 \leq i \leq h$ ,  $\hat{\delta}(w) = \bigcup_{i=0}^h \hat{\delta}(w_i)$  which implies that  $\delta(w) = \bigcup_{i=0}^h \delta(w_i) \setminus \{\hat{P}(w)\} = \bigcup_{i=0}^h (\hat{\delta}(w_i) \setminus \{\hat{P}(w)\})$ . Since  $w_i, 1 \leq i \leq h$ , lies on the  $w$ -path,  $\hat{P}(w_i) = \hat{P}(w_0) = \hat{P}(w)$ . It follows that  $\delta(w) = \bigcup_{i=0}^h (\hat{\delta}(w_i) \setminus \{\hat{P}(w_i)\}) = \bigcup_{i=0}^h \delta(w_i)$ . The above construction sequence is thus  $\mathcal{CS}_{\delta(w)}$ .

Since  $\overleftarrow{P}(w_\ell) = \min_{\prec} \{\overleftarrow{P}(w_i) \mid 0 \leq i \leq h\}$  and  $\overleftarrow{P}(w_i) = \min_{\prec} \delta(w_i)$ , by the transitivity of  $\prec$ ,  $\overleftarrow{P}(w_\ell) = \min_{\prec} \bigcup_{i=0}^h \delta(w_i) = \min_{\prec} \delta(w)$  which implies that  $\overleftarrow{P}(w) = \overleftarrow{P}(w_\ell)$ . ■

**Lemma 3.8.** *Let  $w \in V$ . When the dfs backtracks from  $w$  to its parent or terminates execution if  $w = r$ ,*

(i) *if  $\deg_{\hat{G}_w}(w) = 1$  or  $w = r$ , then  $\hat{P}(w)\mathcal{CS}_{\delta(w)}$  is a construction sequence of  $\dot{G}_{\langle\sigma(w)\rangle}$ ;*

(ii) *if  $\deg_{\hat{G}_w}(w) = 2$ , let  $P_w : ww_1 \dots w_k$  be the  $w$ -path and  $\ddot{w} = \text{parent}(w_1)$ .*

(a) *If  $w = \ddot{w}$ , then  $\mathcal{CS}_{\delta(w)}$  is a construction sequence of  $\dot{G}_{\langle\sigma(w)\rangle}$ .*

(b) *If  $w \neq \ddot{w}$ , then*

- *if  $t(\overleftarrow{P}(w)) \neq w$ ,  $(w \rightsquigarrow_T \ddot{w})(w, \ddot{w})\mathcal{CS}_{\delta(w)}$  is a construction sequence of  $\dot{G}_{\langle\sigma(w)\rangle}$ , where  $(w, \ddot{w})$  is a new (virtual) edge.*
- *If  $t(\overleftarrow{P}(w)) = w$ , let  $\mathcal{CS}_{\delta(w)} = \mathcal{CS}_{\delta(w_0)}\mathcal{CS}_{\delta(w_h)}\mathcal{CS}_{\delta(w_{i_1})}\mathcal{CS}_{\delta(w_{i_2})}\dots\mathcal{CS}_{\delta(w_{i_{h-1}})}$ . Then,  $(w \rightsquigarrow_T \ddot{w})(w, \ddot{w})\mathcal{CS}'_{\delta(w)}$  is a construction sequence of  $\dot{G}_{\langle\sigma(w)\rangle}$ , where  $\mathcal{CS}'_{\delta(w)} = \mathcal{CS}_{\delta(w_h)}\mathcal{CS}_{\delta(w_{i_1})}\mathcal{CS}_{\delta(w_{i_2})}\dots\mathcal{CS}_{\delta(w_{i_{h-1}})}\mathcal{CS}_{\delta(w_0)}$ .*

**Proof:**

(i) If  $\deg_{\hat{G}_w}(w) = 1$ , the parent-edge of  $w$  is a bridge which implies that  $\text{lowpt}(w) = \text{dfs}(w)$ . By Lemma 3.4(a),  $s(\hat{P}(w)) = w$  which implies that  $\hat{P}(w)$  is a cycle with  $t(\hat{P}(w)) = w$ . Hence,  $\hat{P}(w) \in \hat{\delta}(w)$ . Clearly,  $s(\overleftarrow{P}(w)) = w$ . By Lemma 3.4(b),  $t(\overleftarrow{P}(w))$  lies on  $\hat{P}(w)$ . Clearly,  $t(\overleftarrow{P}(w)) \neq w$ . Hence,  $\hat{P}(w)$  and  $\overleftarrow{P}(w)$  form a  $K_2^3$ -subdivision (Figure 3(c)).

By Lemma 3.7,  $\mathcal{CS}_{\delta(w)}$  is a construction sequence for  $\delta(w)$ . As  $\overleftarrow{P}(w)$  is the first ear in  $\mathcal{CS}_{\delta(w)}$ ,  $\hat{P}(w) \mathcal{CS}_{\delta(w)}$  is a construction sequence for  $\hat{\delta}(w)$ . Since after  $w$  is ejected,  $\sigma(w)$  is a 3ecc,  $\hat{P}(w) \mathcal{CS}_{\delta(w)}$  is thus a construction sequence for  $\hat{G}_{\langle \sigma(w) \rangle}$ . The proof for the case where  $w = r$  is similar.

(ii) if  $\deg_{\hat{G}_w}(w) = 2$ , then  $P_{\text{ear}(\text{parent}(w) \rightarrow w)} = \hat{P}(w)$  which implies that  $t(\hat{P}(w)) \prec w$ . Hence,  $\hat{P}(w) \notin \hat{\delta}(w)$  which implies that  $\hat{\delta}(w) = \delta(w)$ .

(a)  $w = \ddot{w}$ : Then  $w$  has no incoming back-edges originated from the  $w$ -path (Figure 3(a),(b)) which implies that  $\ell = h = 0$ . By Lemma 3.7,  $\mathcal{CS}_{\delta(w)} = \mathcal{CS}_{\delta(w_0)}$  is a construction sequence for  $\delta(w)$  and hence for  $\hat{\delta}(w)$  as  $\hat{\delta}(w) = \delta(w)$ . It remains to prove that  $\mathcal{CS}_{\delta(w_0)}$  starts with a  $K_2^3$ -subdivision. By Lemma 3.6,  $\mathcal{CS}_{\delta(w_0)} = \mathcal{CS}_{\delta_0(w)} \mathcal{CS}_{\delta_1(w)} \dots \mathcal{CS}_{\delta_q(w)}$ , where  $\mathcal{CS}_{\delta_0(w)} = \overleftarrow{P}_0(w) \mathcal{CS}_{\delta(u_{h_0}^0)} \mathcal{CS}_{\delta(u_{h_0-1}^0)} \dots \mathcal{CS}_{\delta(u_1^0)}$  and  $\overleftarrow{P}_0(w) = \overleftarrow{P}(w)$ . Since the parent-edge of  $w$  is a cut-edge,  $s(\overleftarrow{P}(w)) = w$  which implies that  $\overleftarrow{P}(w)$  is a cycle. Clearly,  $s(\overleftarrow{P}(u_{h_0}^0)) = w$  and  $\hat{P}(u_{h_0}^0) = \overleftarrow{P}(w)$ . By Lemma 3.4(b),  $t(\overleftarrow{P}(u_{h_0}^0))$  lies on  $\overleftarrow{P}(w)$ . Since  $t(\overleftarrow{P}(u_{h_0}^0)) \in \sigma(u_{h_0}^0)$ ,  $t(\overleftarrow{P}(u_{h_0}^0)) \neq w$ . Hence,  $\overleftarrow{P}(w)$  and  $\overleftarrow{P}(u_{h_0}^0)$  form a  $K_2^3$ -subdivision. As  $\overleftarrow{P}(u_{h_0}^0)$  is the first ear in  $\mathcal{CS}_{\delta(u_{h_0}^0)}$ ,  $\mathcal{CS}_{\delta(w_0)} = \overleftarrow{P}(w) \mathcal{CS}_{\delta(u_{h_0}^0)} \mathcal{CS}_{\delta(u_{h_0-1}^0)} \dots \mathcal{CS}_{\delta(u_1^0)} \mathcal{CS}_{\delta_1(w)} \dots \mathcal{CS}_{\delta_q(w)}$  is indeed a construction sequence for  $\hat{\delta}(w)$ . After  $w$  is ejected,  $\sigma(w)$  is a 3ecc,  $\mathcal{CS}_{\delta(w)} (= \mathcal{CS}_{\delta(w_0)})$  is thus a construction sequence of  $\hat{G}_{\langle \sigma(w) \rangle}$ .

(b)  $w \neq \ddot{w}$ : by Lemma 3.7,  $\mathcal{CS}_{\delta(w)}$  is a construction sequence for  $\delta(w)$  and hence for  $\hat{\delta}(w)$  as  $\hat{\delta}(w) = \delta(w)$ . If  $w_\ell \neq w$ , then by Lemma 3.4(b),  $t(\overleftarrow{P}(w_\ell))$  lies on  $\hat{P}(w_\ell)$  which is  $\hat{P}(w)$ . As  $t(\overleftarrow{P}(w_\ell)) \in \sigma(w_\ell)$ ,  $t(\overleftarrow{P}(w_\ell)) \preceq \ddot{w}$  which implies that  $t(\overleftarrow{P}(w_\ell))$  lies on  $w \rightsquigarrow_T \ddot{w}$ . Moreover,  $s(\overleftarrow{P}(w_\ell)) = w$ . Hence, the path  $w \rightsquigarrow_T \ddot{w}$ ,  $\overleftarrow{P}(w_\ell)$ , and the virtual edge  $(w, \ddot{w})$  form a  $K_2^3$ -subdivision. Note that as  $\hat{P}(w) \notin \hat{\delta}(w)$  and the path  $w \rightsquigarrow_T \ddot{w}$  lies on  $\hat{P}(w)$ , the  $K_2^3$ -subdivision and the ears in  $\hat{\delta}(w)$ , excluding  $\overleftarrow{P}(w)$ , are disjoint. By Lemma 3.7,  $\overleftarrow{P}(w_\ell)$  is the anchor,  $\overleftarrow{P}(w)$ , of  $\mathcal{CS}_{\delta(w)}$ . Hence, after  $w$  is ejected,  $\sigma(w)$  becomes a 3ecc and  $(w \rightsquigarrow_T \ddot{w})(w, \ddot{w}) \mathcal{CS}_{\delta(w)}$  is a construction sequence of  $\hat{G}_{\langle \sigma(w) \rangle}$ .

If  $w_\ell = w (= w_0)$ , then  $s(\overleftarrow{P}(w_\ell)) = t(\overleftarrow{P}(w_\ell)) = w$ .  $\overleftarrow{P}(w_\ell)$  is thus a cycle. By Lemma 3.7,

$\mathcal{CS}_{\delta(w)} = \mathcal{CS}_{\delta(w_0)} \mathcal{CS}_{\delta(w_h)} \mathcal{CS}_{\delta(w_{i_1})} \mathcal{CS}_{\delta(w_{i_2})} \dots \mathcal{CS}_{\delta(w_{i_{h-1}})}$ . Consider the sequence  $\mathcal{CS}'_{\delta(w)} =$

$\mathcal{CS}_{\delta(w_h)}\mathcal{CS}_{\delta(w_{i_1})}\mathcal{CS}_{\delta(w_{i_2})}\dots\mathcal{CS}_{\delta(w_{i_{h-1}})}\mathcal{CS}_{\delta(w_0)}$ . Clearly,  $\mathcal{CS}'_{\delta(w)}$  is also a construction sequence of  $\delta(w)$  as after adding  $\mathcal{CS}_{\delta(w_h)}\mathcal{CS}_{\delta(w_{i_1})}\mathcal{CS}_{\delta(w_{i_2})}\dots\mathcal{CS}_{\delta(w_{i_{h-1}})}$ ,  $w$  becomes a branch vertex; the anchor  $\overleftarrow{P}(w_0)$  of  $\mathcal{CS}_{\delta(w_0)}$  can thus be added to the construction by operation (i) following by the remaining ears in  $\overleftarrow{P}(w_0)$ . Since the anchor of  $\mathcal{CS}'_{\delta(w)}$  is  $\overleftarrow{P}(w_h)$  where  $h \neq 0$ , by an argument similar to the above case, it is easily verified that  $t(\overleftarrow{P}(w_h))$  lies on  $w \rightsquigarrow_T \ddot{w}$ ; the path  $w \rightsquigarrow_T \ddot{w}$ ,  $\overleftarrow{P}(w_h)$ , and the virtual edge  $(w, \ddot{w})$  form a  $K_2^3$ -subdivision, and that  $(w \rightsquigarrow_T \ddot{w})(w, \ddot{w})\mathcal{CS}'_{\delta(w)}$  is a construction sequence of  $\dot{G}_{\langle\sigma(w)\rangle}$ . ■

The construction sequence  $\mathcal{CS}_{\delta(w)}$  can be conveniently represented by a linked list. The ordering of the ears in the list obeys that of the ears in  $\mathcal{CS}_{\delta(w)}$ . Hence,  $\overleftarrow{P}(w)$  is the *first node* in the list. A ear  $P_f$  in the list can be conveniently represented by  $f$  as  $P_f$  can be easily determined through  $f$  and the arrays *parent* and *ear*. The node for ear  $P_f$  is created when  $f$  is encountered. To efficiently handle the situation described in Case (ii)(b) of Lemma 3.8, where  $\mathcal{CS}_{\delta(w)}$  is to be replaced by  $\mathcal{CS}'_{\delta(w)}$ , a pointer is kept in the first node of  $\mathcal{CS}_{\delta(w)}$  pointing at the first node of  $\mathcal{CS}_{\delta(w_h)}$ . The pointer is created when  $\mathcal{CS}_{\delta(w_h)}$  is appended to  $\mathcal{CS}_{\delta(w)}$ .

To generate the construction sequences for the 3eccs based on the above discussion, we modify **Algorithm 3-edge-connectivity** as follows.

(a)  $w$  is a leaf in  $T$ : If  $\deg_G(w) \leq 2$ ,  $\{w\}$  is a 3ecc and no construction sequence is to be constructed.

Let  $\deg_G(w) > 2$ . In processing the adjacency list  $L[w]$  of  $w$ , let  $u$  be the next vertex to be processed. If  $(u \curvearrowright w) \leq \hat{P}(w)$ , let  $\mathcal{CS}_{\delta(w)} = \hat{P}(w)\mathcal{CS}_{\delta(w)}$ ,  $\overleftarrow{P}(w) = \hat{P}(w)$ ,  $\hat{P}(w) = (u \curvearrowright w)$ . If  $\hat{P}(w) \leq (u \curvearrowright w) \leq \overleftarrow{P}(w)$ , let  $\mathcal{CS}_{\delta(w)} = (u \curvearrowright w)\mathcal{CS}_{\delta(w)}$ ,  $\overleftarrow{P}(w) = (u \curvearrowright w)$ . If  $\overleftarrow{P}(w) \leq (u \curvearrowright w)$ , let  $\mathcal{CS}_{\delta(w)} = \mathcal{CS}_{\delta(w)}(u \curvearrowright w)$ . Note that initially,  $\hat{P}(w) = \overleftarrow{P}(w) = \mathcal{CS}_{\delta(w)} = \perp$ , and  $P \leq \perp$  for all ear  $P$ ;  $\mathcal{CS}_{\delta(w)} \perp = \perp \mathcal{CS}_{\delta(w)} = \mathcal{CS}_{\delta(w)}$ . When  $L[w]$  is exhausted,  $\mathcal{CS}_{\delta(w)}$  is a construction sequence of  $\delta(w)$  satisfying Lemma 3.5.

(b)  $w$  is an internal vertex of  $T$ : let  $u$  be the next vertex to be processed. If  $(u \curvearrowright w) \in E \setminus E_T$ , the process is same as that of case (a). If  $(w \rightarrow u) \in E_T$ , then when the depth-first search backtracks to  $w$  from  $u$ , if  $\deg_{\hat{G}_u}(u) \leq 2$ ,  $\sigma(u)$  is a 3ecc. The supervertex  $u$  is ejected from  $\hat{G}_u$  and  $\mathcal{CS}_{\delta(u)}$  is updated to contain a  $K_2^3$ -subdivision based on Lemma 3.8.

Let the  $w$ -path be  $P_w : ww_1w_2 \dots w_k$  and the  $u$ -path be  $P_u : u_1u_2 \dots u_h$ .

(i) If  $\hat{P}(w) \leq P_{ear(w \rightarrow u)}$  (equivalent to  $lowpt(w) \leq lowpt(u)$  in [30]), then create  $\mathcal{CS}_{\delta_0(w)} = P_{ear(w \rightarrow u)}\mathcal{CS}_{\delta(u_h)} \dots \mathcal{CS}_{\delta(u_1)}$ . If  $P_{ear(w \rightarrow u)} \leq \overleftarrow{P}(w)$ , let  $\mathcal{CS}_{\delta(w)} = \mathcal{CS}_{\delta_0(w)}\mathcal{CS}_{\delta(w)}$ ;  $\overleftarrow{P}(w) =$

$P_{ear(w \rightarrow u)}$ ; otherwise, let  $\mathcal{CS}_{\delta(w)} = \mathcal{CS}_{\delta(w)} \mathcal{CS}_{\delta_0(w)}$ .

(ii) If  $\hat{P}(w) > P_{ear(w \rightarrow u)}$  (equivalent to  $lowpt(w) > lowpt(u)$  in [30]), then create  $\mathcal{CS}_{\delta_0(w)} = \hat{P}(w) \mathcal{CS}_{\delta(w_k)} \dots \mathcal{CS}_{\delta(w_1)}$ , and let  $\mathcal{CS}_{\delta(w)} = \mathcal{CS}_{\delta_0(w)} \mathcal{CS}_{\delta(w)}$ ;  $\overleftarrow{P}(w) = \hat{P}(w)$ ;  $\hat{P}(w) = P_{ear(w \rightarrow u)}$ .

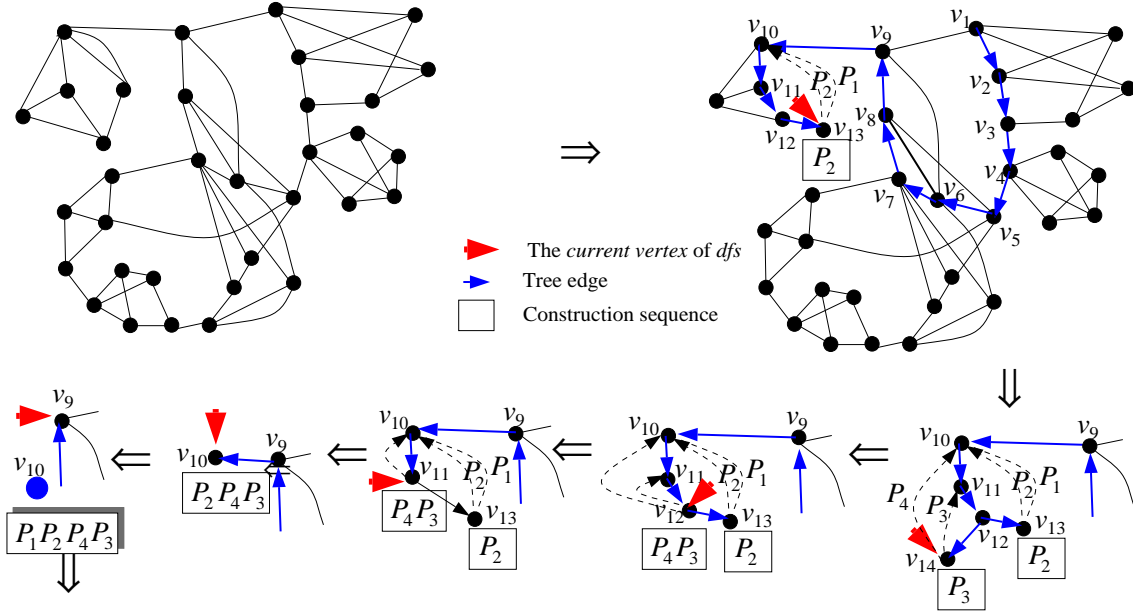
The incoming back edges of  $w$  are not processed when they are first encountered while  $L[w]$  is being processed. Instead, they are saved in  $Inc_w$  and are processed right after  $L[w]$  is completely processed.

When  $L[w]$  is completely processed, let the  $w$ -path be  $(w =) w_0 w_1 \dots w_k$ .

Let  $h = \max\{i \mid (i = 0) \vee (\exists (w \curvearrowright x) \in Inc_w)(w_i \preceq x)\}$ ,  $\overleftarrow{P}(w_\ell) = \min_{\leq} \{\overleftarrow{P}(w_i) \mid 0 \leq i \leq h\}$ .

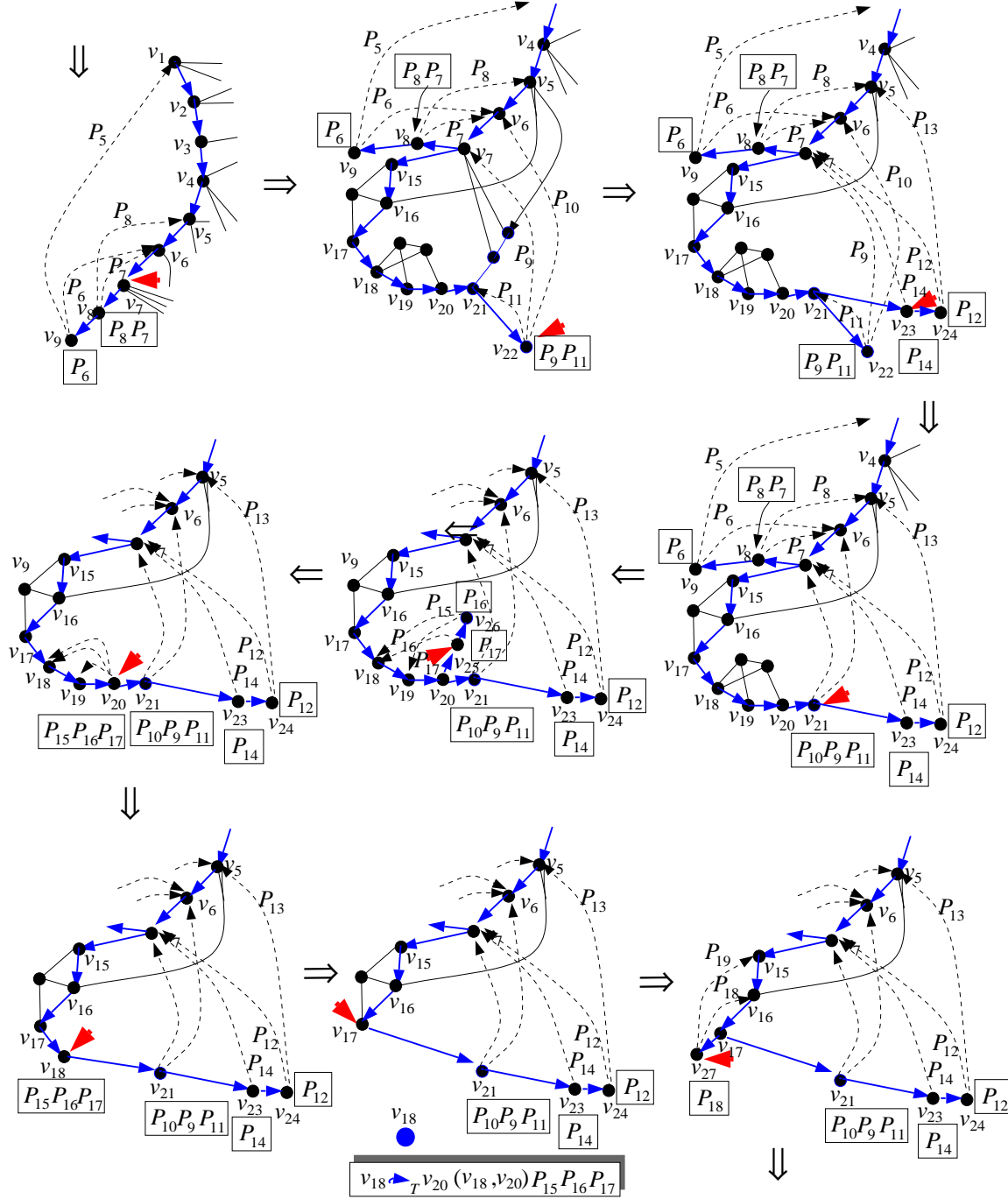
(i) If  $\ell \neq h$ , let  $\mathcal{CS}_{\delta(w)} = \mathcal{CS}_{\delta(w_\ell)} \mathcal{CS}_{\delta(w_h)} \mathcal{CS}_{\delta(w_{i_1})} \dots \mathcal{CS}_{\delta(w_{i_{h-1}})}$ ; (ii) If  $\ell = h$ , let  $\mathcal{CS}_{\delta(w)} = \mathcal{CS}_{\delta(w_h)} \mathcal{CS}_{\delta(w_{i_1})} \dots \mathcal{CS}_{\delta(w_{i_{h-1}})}$ , where  $\mathcal{CS}_{\delta(w_{i_j})}$ ,  $1 \leq j \leq h$ , are defined in Lemma 3.7 and  $\mathcal{CS}_{\delta(w)}$  is a construction sequence of  $\delta(w)$  satisfying Lemma 3.7.

If  $w \neq r$ ,  $dfs$  backtracks to its parent vertex. If  $w = r$ , execution of the algorithm terminates after  $\mathcal{CS}_{\delta(r)}$  is updated to contain a  $K_2^3$ -subdivision based on Lemma 3.8(i). We then have a collection of Mader construction sequences of the  $3eccs$  of  $G$ . A complete example is given below (Figure 5).

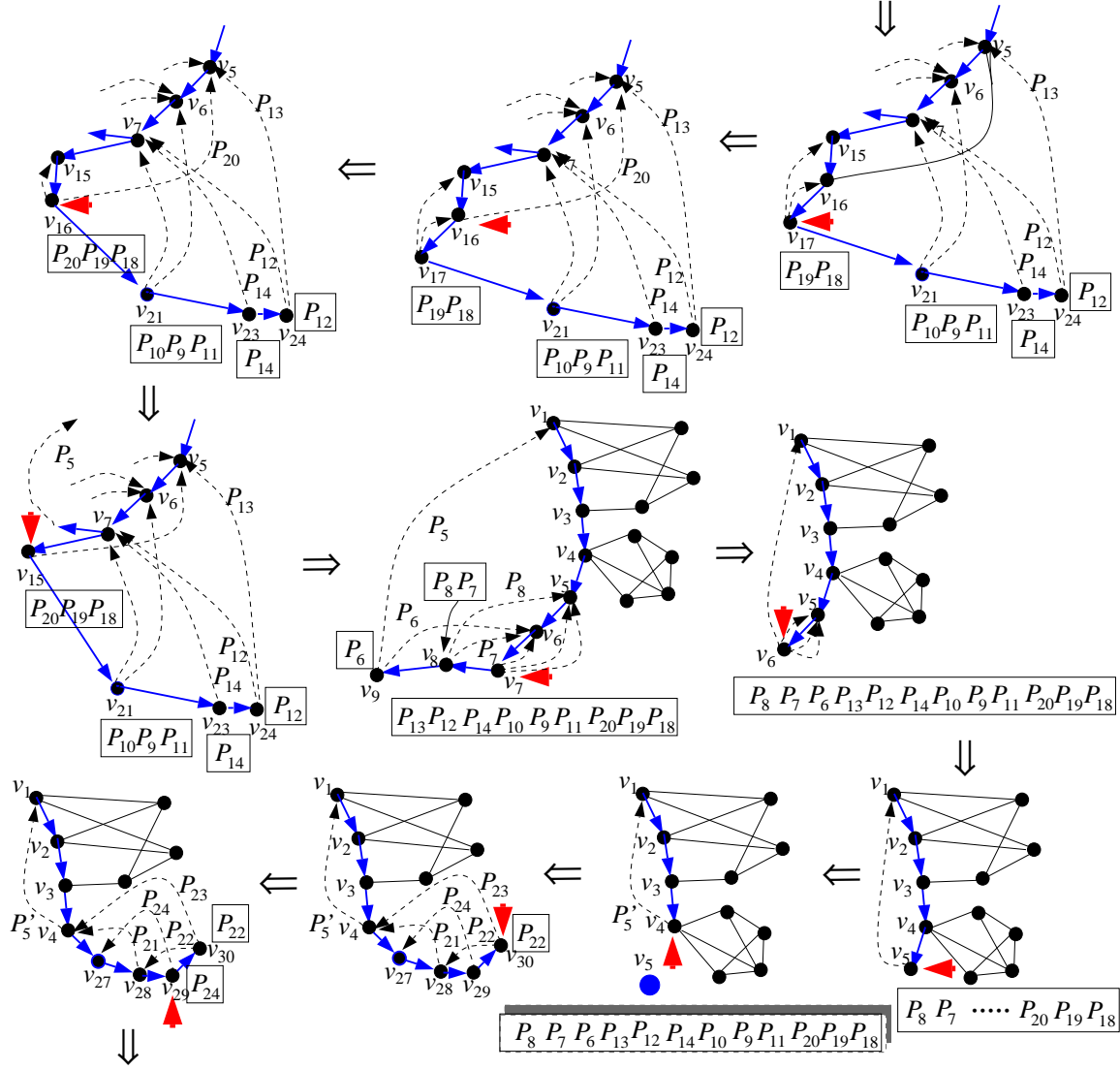


**Figure 5:** A  $dfs$  starts from  $v_1$  and traverses to  $v_{13}$ :  $\hat{P}(v_{13}) = P_1$ ;  $\mathcal{CS}_{\delta(v_{13})} = \underline{P_2}$  (note: for clarity, we use  $P_i$  to denote  $P_{f_i}$  and label the back-edge  $f_i$  with  $P_i$ ; we underline  $\overleftarrow{P}(w)$  in  $\mathcal{CS}_{\delta(w)}$  which is always the first ear).  $dfs$  advances to  $v_{14}$ :  $\hat{P}(v_{14}) = P_4$ ;  $\mathcal{CS}_{\delta(v_{14})} = \underline{P_3}$ .  $dfs$  backups to  $v_{12}$ : as  $P_1 < P_4$ ,  $v_{12}$  absorbs  $v_{14}$  giving  $\mathcal{CS}_{\delta(v_{12})} = \underline{P_4} P_3$ ;  $\hat{P}(v_{12}) = P_1$ ;  $dfs$  backups to  $v_{11}$ : as  $w_\ell = w_h = v_{12}$ ,  $v_{11}$  absorbs  $v_{12}$  giving  $\mathcal{CS}_{\delta(v_{11})} = \underline{P_4} P_3$ .  $\hat{P}(v_{11}) = P_1$ ;  $dfs$  backups to  $v_{10}$ : as  $w_\ell = w_h = v_{13}$ ,  $v_{10}$  absorbs  $v_{11}$ ,  $v_{13}$ , giving  $\mathcal{CS}_{\delta(v_{10})} = \underline{P_2} P_4 P_3$ ;  $\hat{P}(v_{10}) = P_1$ .  $dfs$  backups to  $v_9$ : As  $deg_{\hat{G}_{v_{10}}}(v_{10}) = 1$ ,  $v_{10}$  is ejected. As  $\hat{P}(v_{10}) = P_1$ ,  $P_1 P_2 P_4 P_3$  is a construction sequence of  $\hat{G}_{\delta(v_{10})}$ .

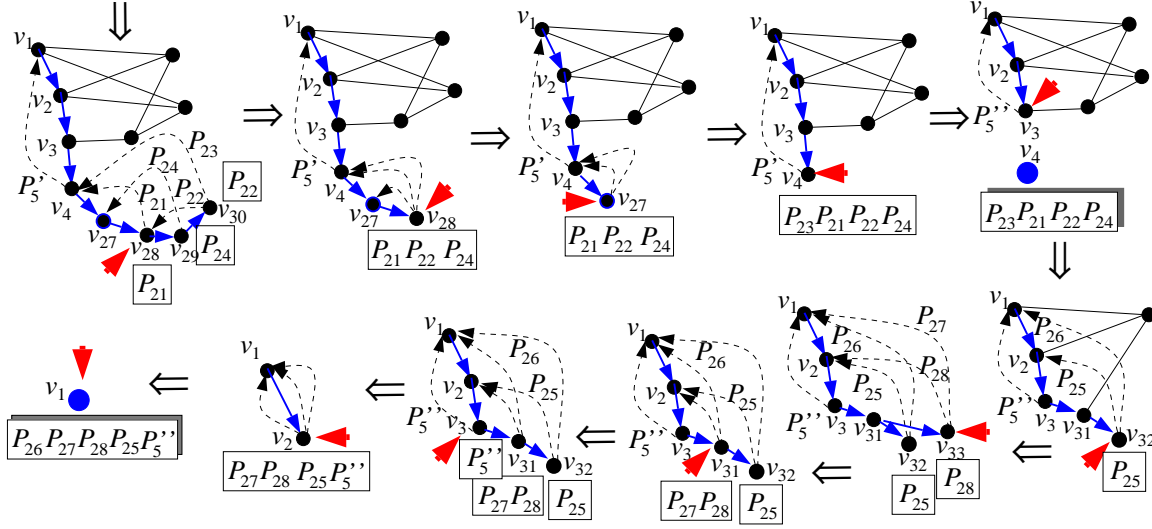




At  $v_9$ ,  $\mathcal{CS}_{\delta}(v_9) = \underline{P_6}$ ,  $\hat{P}(v_9) = P_5$ . *dfs* backups to  $v_8$ :  $\mathcal{CS}_{\delta}(v_8) = \underline{P_8P_7}$ . *dfs* backups to  $v_7$  and advances to  $v_{22}$ :  $\hat{P}(v_{22}) = P_{10}$ ;  $\mathcal{CS}_{\delta}(v_{22}) = \underline{P_9P_{11}}$ . *dfs* backups to  $v_{21}$  and advances to  $v_{24}$ :  $\hat{P}(v_{24}) = P_{13}$ ;  $\mathcal{CS}_{\delta}(v_{24}) = \underline{P_{12}}$ . *dfs* backups to  $v_{23}$ :  $\mathcal{CS}_{\delta}(v_{23}) = \underline{P_{14}}$ . *dfs* backups to  $v_{21}$ : as  $P_{13} < P_{10}$ ,  $v_{21}$  absorbs  $v_{22}$  giving  $\mathcal{CS}_{\delta}(v_{21}) = \underline{P_{10}P_9P_{11}}$ . *dfs* backups to  $v_{20}$  and advances to  $v_{26}$ :  $\hat{P}(v_{26}) = P_{15}$ ;  $\mathcal{CS}_{\delta}(v_{26}) = \underline{P_{16}}$ . *dfs* backups to  $v_{25}$ :  $\mathcal{CS}_{\delta}(v_{25}) = \underline{P_{17}}$ . *dfs* backups to  $v_{20}$ . As  $P_{13} < P_{15}$ ,  $v_{20}$  absorbs  $v_{25}$ ,  $v_{26}$ , giving  $\mathcal{CS}_{\delta}(v_{20}) = \underline{P_{15}P_{16}P_{17}}$ . The *dfs* backups to  $v_{19}$ : as  $w_\ell = w_h = v_{20}$ ,  $v_{19}$  absorbs  $v_{20}$  giving  $\mathcal{CS}_{\delta}(v_{19}) = \underline{P_{15}P_{16}P_{17}}$ . *dfs* backups to  $v_{18}$ : as  $w_\ell = w_h = v_{19}$ ,  $v_{18}$  absorbs  $v_{19}$  giving  $\mathcal{CS}_{\delta}(v_{18}) = \underline{P_{15}P_{16}P_{17}}$ . *dfs* backups to  $v_{17}$ : as  $\deg_{\hat{G}_{v_{18}}}(v_{18}) = 2$ ,  $v_{18}$  is ejected; as  $u = v_{18}$ ,  $\ddot{u} = \text{parent}(v_{21}) = v_{20}$ ,  $(v_{18} \rightsquigarrow_T v_{20})(v_{18}, v_{20})P_{15}P_{16}P_{17}$  is a construction sequence of  $\hat{G}_{\delta}(v_{18})$ ; a new (virtual) edge ( $v_{17} \rightarrow v_{21}$ ) is added to the remaining graph. *dfs* advances to  $v_{27}$ ;  $\hat{P}(v_{27}) = P_{19}$ ,  $\mathcal{CS}_{\delta}(v_{27}) = \underline{P_{18}}$ .



dfs backtracks to  $v_{17}$ : as  $P_{13} \prec P_{19}$ ,  $v_{17}$  absorbs  $v_{27}$  giving  $CS_{\delta(v_{17})} = P_{19}P_{18}$ . dfs backtracks to  $v_{16}$ : first,  $(v_5 \curvearrowright v_{16})$  is processed giving  $CS_{\delta(v_{16})} = P_{20}$ . Then, the incoming back-edge  $(v_{16} \curvearrowright v_{17})$  is processed. As  $w_h = v_{17}, w_\ell = v_{16}$ ,  $v_{16}$  absorbs  $v_{17}$  giving  $CS_{\delta(v_{16})} = P_{20}P_{19}P_{18}$ . dfs backtracks to  $v_{15}$ : as  $w_h = w_\ell = v_{16}$ ,  $v_{15}$  absorbs  $v_{16}$  giving  $CS_{\delta(v_{15})} = P_{20}P_{19}P_{18}$ . dfs backtracks to  $v_7$ : as  $P_5 \prec P_{13}$ ,  $v_7$  absorbs the  $v_{15}$ -path giving  $CS_{\delta(v_7)} = P_{13}P_{12}P_{14}P_{10}P_9P_{11}P_{20}P_{19}P_{18}$ . dfs backtracks to  $v_6$ : as  $\tilde{P}(w_h) = \tilde{P}(v_9) = P_6, \tilde{P}(w_\ell) = \tilde{P}(v_8) = P_8$ ,  $v_6$  absorbs the  $v_7$ -path giving  $CS_{\delta(v_6)} = P_8P_7P_6P_{13}P_{12}P_{14}P_{10}P_9P_{11}P_{20}P_{19}P_{18}$ . dfs backtracks to  $v_5$ : as  $w_h = w_\ell = v_6$ ,  $v_5$  absorbs  $v_6$  giving  $CS_{\delta(v_5)} = P_8P_7P_6P_{13}P_{12}P_{14}P_{10}P_9P_{11}P_{20}P_{19}P_{18}$ . dfs backtracks to  $v_4$ : as  $\deg_{\hat{G}_{v_5}}(v_5) = 2$ ,  $v_5$  is ejected. Since  $w = v_5$ , and  $\hat{P}(v_5) = P_{ear(v_4 \rightarrow v_5)} = P_5 = P_{v_1 \curvearrowright v_9}$  implies that  $\ddot{w} = t(v_1 \curvearrowright v_9) = v_9$ ,  $(v_5 \rightsquigarrow_T v_9)(v_5, v_9)P_8P_7P_6P_{13}P_{12}P_{14}P_{10}P_9P_{11}P_{20}P_{19}P_{18}$  is a construction sequence of  $\hat{G}_{\delta(v_5)}$ . A new (virtual) edge  $P'_5 = (v_1 \curvearrowright v_4)$  is added to the remaining graph,  $\hat{P}(v_4) = P'_5$ . dfs advances to  $v_{30}$ :  $\hat{P}(v_{30}) = P_{23}, CS_{\delta(v_{30})} = P_{22}$ . dfs backtracks to  $v_{29}$ :  $\hat{P}(v_{29}) = P_{23}, CS_{\delta(v_{29})} = P_{24}$ . dfs backtracks to  $v_{28}$ :  $\hat{P}(v_{28}) = P_{23}, CS_{\delta(v_{28})} = P_{21}$ .



Then, as  $w_h = v_{30}$ ,  $w_\ell = v_{28}$ ,  $v_{28}$  absorbs the  $v_{29}$ -path giving  $\mathcal{CS}_{\delta(v_{28})} = \underline{P_{21}P_{22}P_{24}}$ . *dfs* backs up to  $v_{27}$ :  $\hat{P}(v_{27}) = P_{23}$ ,  $v_{27}$  absorbs  $v_{28}$  giving  $\mathcal{CS}_{\delta(v_{27})} = \underline{P_{21}P_{22}P_{24}}$ . *dfs* backs up to  $v_4$ : as  $(\hat{P}(v_4) =)P'_5 < P_{23} (= \hat{P}(v_{27}))$ ,  $v_4$  absorbs  $v_{27}$  giving  $\mathcal{CS}_{\delta(v_4)} = \underline{P_{23}P_{21}P_{22}P_{24}}$ . *dfs* backs up to  $v_3$ : as  $\deg_{\hat{G}_{v_4}}(v_4) = 2$ ,  $v_4$  is ejected. As  $u = \bar{u} = v_4$ ,  $P_{23}P_{21}P_{22}P_{24}$  is a construction sequence of  $\hat{G}_{\delta(v_4)}$ . A new edge  $P'_5 = (v_1 \frown v_3)$  is added to the remaining graph,  $\hat{P}(v_3) = P'_5$ . *dfs* advances to  $v_{32}$ :  $\hat{P}(v_{32}) = P_{26}$ ,  $\mathcal{CS}_{\delta(v_{32})} = \underline{P_{25}}$ . *dfs* backs up to  $v_{31}$  and advances to  $v_{33}$ :  $\hat{P}(v_{33}) = P_{27}$ ,  $\mathcal{CS}_{\delta(v_{33})} = \underline{P_{28}}$ . *dfs* backs up to  $v_{31}$ : As  $P_{26} < P_{27}$ ,  $v_{31}$  absorbs  $v_{33}$  giving  $\mathcal{CS}_{\delta(v_{31})} = \underline{P_{27}P_{28}}$ ,  $\hat{P}(v_{31}) = P_{26}$ . *dfs* backs up to  $v_3$ : as  $\hat{P}(v_{31}) < \hat{P}(v_3)$ ,  $\mathcal{CS}_{\delta(v_3)} = P''_5$ . *dfs* backs up to  $v_2$ : as  $w_h = v_{32}$ ,  $w_\ell = v_{31}$ ,  $\mathcal{CS}_{\delta(v_2)} = \underline{P_{27}P_{28}P_{25}P''_5}$ . *dfs* backs up to  $v_1$ :  $v_1$  absorbs  $v_2$ ,  $\mathcal{CS}_{\delta(v_1)} = \underline{P_{27}P_{28}P_{25}P''_5}$  and  $v_1$  becomes an isolated vertex. As  $\sigma(v_1)$  is a *3ecc* and  $\hat{P}(v_1) = P_{26}$ ,  $P_{26}P_{27}P_{28}P_{25}P''_5$  is a construction sequence of  $\hat{G}_{\delta(v_1)}$ .  $\square$

### 3.2.1 The certifying algorithm

The following is a pseudo-code of the algorithm which is based on the pseudo-code in [30]. The new instructions are marked with  $\bullet$ . As with [30], for clarity, the algorithm is presented without taking parallel edges into consideration. With a simple modification, the algorithm can handle parallel edges.

In **Procedure** 3-edge-connect- $\mathcal{CS}(w, v)$ , the **for** loop processes the adjacency list  $L[w]$  of vertex  $w$ . The if-part of the first **if** statement in the **for** loop deals with unvisited vertices leading to non-trivial ears  $P$  with  $t(P) = w$  or  $\hat{P}(w)$  while the else-part deals with visited vertices leading to trivial ears  $P$  with  $t(P) = w$  or  $\hat{P}(w)$ . **Procedure** Absorb-ear absorbs the entire  $u$ -path or  $w$ -path and merges the  $\mathcal{CS}$ s of the supervertices involved to update  $\mathcal{CS}_{\delta(w)}$ . **Procedure** Absorb-path absorbs the section  $(w = )w_0w_1w_2 \dots w_h$  of the  $w$ -path and merges  $\mathcal{CS}_{\delta(w_i)}$ ,  $0 \leq i \leq h$ , to update  $\mathcal{CS}_{\delta(w)}$ . **Procedure** Gen- $\mathcal{CS}$  converts  $\mathcal{CS}_{\delta(u)}$  of a *3ecc*  $\sigma(u)$  into a Mader construction sequence of  $\sigma(u)$  by adding paths or ears to create the  $K_2^3$ -subdivision that leads the construction sequence.

**Algorithm** Certifying-3-edge-connectivity

**Input:** A connected graph  $G = (V, E)$  represented by adjacency lists  $L[w]$ ,  $\forall w \in V$

**Output:**  $\begin{cases} \mathcal{CS}_{\delta(u)}, u \in V & \text{Mader construction sequences for the } 3eccs \text{ of } G, \\ \mathcal{C}_{G'} & \text{a cactus representation of the cut-pairs for each 2-connected component } G' \text{ of } G, \text{ and} \\ \text{Bridges} & \text{the bridges in } G \end{cases}$

**begin**

**for every**  $u \in V$  **do**  $dfs(u) := 0$ ;  $parent(u) := \perp$ ;  $lowpt(u) := \infty$ ; // initialization;  $\perp = \text{undefined}$

- $\hat{P}(u) := \overleftarrow{P}(u) := \perp$ ;  $\mathcal{CS}_{\delta(u)} := \perp$ ; // **note:**  $\perp \triangleright P_f, \forall f \in E \setminus E_T$ ;  $\perp \mathcal{CS}_{\delta(u)} = \mathcal{CS}_{\delta(u)} \perp = \mathcal{CS}_{\delta(u)}$
  - $\sigma(u) := \{u\}$ ;  $Inc_u := \emptyset$ ;  $\mathcal{P}_u := u$ ;
  - $cnt := 1$ ; //  $dfs$  number counter //  $Bridges := \emptyset$  // to store the bridges in  $G$
  - $3\text{-edge-connect-CS}(r, \perp)$ ;
  - $\mathcal{CS}_{\delta(r)} := \hat{P}(r)\mathcal{CS}_{\delta(r)}$ ; // Finalize  $\mathcal{CS}_{\delta(r)}$ ; Theorem 3.8(i)
- end.**

**Procedure**  $3\text{-edge-connect-CS}(w, v)$

**begin**

$dfs(w) \leftarrow cnt$ ;  $cnt \leftarrow cnt + 1$ ;  $parent(w) \leftarrow v$ ;  $lowpt(w) := dfs(w)$ ; // initialization

- **if**  $(w \neq r)$  **then**  $ear(v \rightarrow w) := \perp$ ;
- for each**  $u \in L[w]$  **do** // pick the next vertex  $u$  in the adjacency list of  $w$ 
  - if**  $(dfs(u) = 0)$  **then** //  $u$  is unvisited
    - $3\text{-edge-connect-CS}(u, w)$ ;
    - if**  $(s(\overleftarrow{P}(u)) = u \vee \overleftarrow{P}(u) = \perp)$  **then** // equivalent to  $(deg_{\hat{G}_u}(u) \leq 2)$ 
      - $Gen\text{-}\mathcal{CS}(w, u, \mathcal{P}_u)$ ; // eject super-vertex  $u$  from  $\mathcal{P}_u$ ; finalize  $\mathcal{CS}_{\delta(u)}$
    - if**  $(\hat{P}(w) \leq \hat{P}(u))$  **then** // equivalent to  $(lowpt(w) \leq lowpt(u))$  in [30]
      - $Absorb\text{-}ear(w, \hat{P}(u), w + \mathcal{P}_u)$  // absorb the entire  $u$ -path;  $+$  stands for concatenation
    - else** //  $(\hat{P}(u) \leq \hat{P}(w))$ ; // equivalent to  $(lowpt(w) > lowpt(u))$  in [30]
      - $Absorb\text{-}ear(w, \hat{P}(w), \mathcal{P}_w)$ ; // absorb the  $w$ -path
      - $\mathcal{P}_w := w + \mathcal{P}_u$ ;  $\hat{P}(w) := \hat{P}(u)$ ; // equivalent to  $lowpt(w) := lowpt(u)$  in [30]
    - **if**  $(w \neq r)$  **then**  $ear(v \rightarrow w) := ear(w \rightarrow u)$ ;
    - else if**  $(dfs(u) < dfs(w) \wedge u \neq parent(w))$  **then** //  $u \curvearrowright w$  is an outgoing back-edge of  $w$ 
      - if**  $((u \curvearrowright w) \leq \hat{P}(w))$  **then** // equivalent to  $(dfs(u) < lowpt(w))$  in [30]
        - $Absorb\text{-}ear(w, \hat{P}(w), \mathcal{P}_w)$ ;
        - $\mathcal{P}_w := w$ ;  $\hat{P}(w) := u \curvearrowright w$ ; // equivalent to  $(lowpt(w) := dfs(u))$  in [30]
      - **if**  $(w \neq r)$  **then**  $ear(v \rightarrow w) := (u \curvearrowright w)$ ;
      - else**  $Absorb\text{-}ear(w, u \curvearrowright w, w)$ ; // there is no  $u$ -path
      - **else if**  $(u \neq parent(w))$  **then**  $Inc_w := Inc_w \cup \{(w \curvearrowright u)\}$ ; // save incoming back-edge in  $Inc_w$
      - if**  $((\mathcal{P}_w \neq nil) \wedge (Inc_w \neq \emptyset))$  **then**  $Absorb\text{-}path(w, \mathcal{P}_w, Inc_w)$ ; // dealing with incoming back-edges

**end.** /\* of Procedure  $3\text{-edge-connect-CS}$  \*/

**Procedure**  $Gen\text{-}\mathcal{CS}(w, u, \mathcal{P}_u)$

**begin** //  $\mathcal{P}_u : (u =) u_0 u_1 \dots u_h$ ; eject super-vertex  $u$  from  $\mathcal{P}_u$ ; finalize  $\mathcal{CS}_{\sigma(u)}$

**output** $(\sigma(u))$ ;

- **if**  $(\hat{P}(u) = \perp \vee s(\hat{P}(u)) = u)$  **then** //  $deg_{\hat{G}_u}(u) = 1$ , i.e.  $(w, u)$  is a bridge;  $\hat{P}(u) = \perp \Leftrightarrow \sigma(u) = \{u\}$
  - $\mathcal{CS}_{\delta(u)} := \hat{P}(u)\mathcal{CS}_{\delta(u)}$ ; // Theorem 3.8(i)
  - $\hat{P}(u) := ear(w \rightarrow u) := \perp$ ;  $\mathcal{P}_u := nil$ ;
  - $Bridges := Bridges \cup \{(w, u)\}$ ;
  - **else** //  $(deg_{\hat{G}_u}(u) = 2)$
  - **if**  $(\mathcal{P}_u = u)$  **then** // cut-pair is  $\{(w \rightarrow u), (d \curvearrowright \ddot{u})\}$ , where  $(d \curvearrowright \ddot{u}) = ear(w \rightarrow u)$ 
    - $\ddot{u} := s(ear(w \rightarrow u))$ ;  $d := t(ear(w \rightarrow u))$ ; // determine  $\ddot{u}$  and  $d$
    - $\hat{P}(u) := (d \curvearrowright w)$ ;  $\mathcal{P}_u := nil$ ; // replace  $(d \rightsquigarrow_T w)$  with virtual edge  $(d \curvearrowright w)$
  - **else**  $\ddot{u} := parent(u_1)$ ; // cut pair is  $\{(w \rightarrow u), (\ddot{u} \rightarrow u_1)\}$ , where  $\ddot{u} = parent(u_1)$
  - $parent(u_1) := w$ ;  $ear(w \rightarrow u_1) := ear(w \rightarrow u)$ ; // replace  $w \rightsquigarrow_T u_1$  with virtual edge  $(w \rightarrow u_1)$
  - $\mathcal{P}_u := \mathcal{P}_u - u$ ; // remove  $u$  from  $\mathcal{P}_u$
  - **if**  $(u \neq \ddot{u})$  **then** // if  $u = \ddot{u}$ ,  $\mathcal{CS}_{\delta(u)}$  is already constructed by Theorem 3.8(ii)(a)
    - if**  $(t(\overleftarrow{P}(u)) \neq u)$  **then**  $\mathcal{CS}_{\delta(u)} := (u \rightsquigarrow_T \ddot{u}) (u, \ddot{u}) \mathcal{CS}_{\delta(u)}$  // Theorem 3.8(ii)(b) first case
    - else**  $\mathcal{CS}'_{\delta(u)} := \mathcal{CS} \mathcal{CS}_{\delta(u_0)}$  such that  $\mathcal{CS}_{\delta(u)} = \mathcal{CS}_{\delta(u_0)} \mathcal{CS}$ ;
    - $\mathcal{CS}_{\delta(u)} := (u \rightsquigarrow_T \ddot{u}) (u, \ddot{u}) \mathcal{CS}'_{\delta(u)}$  // Theorem 3.8(ii)(b) second case
- end;**

**Procedure**  $Absorb\text{-}ear(w, \hat{P}, \mathcal{P})$  // absorb the entire  $\mathcal{P}$  which is  $\mathcal{P}_w$  or  $w + \mathcal{P}_u$  with  $\hat{P}$  being  $\hat{P}(w)$  or  $\hat{P}(u)$ , respectively

**begin** /\*  $\mathcal{P} : (w =) x_0 x_1 x_2 \dots x_{k-1} x_k$  such that  $x_i.next = x_{i+1}, 0 \leq i < k$  and  $x_k.next = \perp$ .

- $\mathcal{CS} := \perp$ ; // create construction sequence for  $\bigcup_{i=1}^k \delta(x_i) \cup \hat{P}$

- $x := \text{head}(\mathcal{P});$  //  $\text{head}(\mathcal{P}) = x_0$
- **while**  $(x.\text{next} \neq \perp)$  **do** //  $x.\text{next}$  exists and is to be absorbed by  $w$
- $x := x.\text{next};$  // get next vertex on  $\mathcal{P}$
- $\sigma(w) := \sigma(w) \cup \sigma(x);$  //  $w$  absorbs  $x_i$
- $\mathcal{CS} := \mathcal{CS}_{\delta(x)} \mathcal{CS};$  // append  $\mathcal{CS}$  to  $\mathcal{CS}_{\delta(x)}$
- $\mathcal{CS} := \hat{P} \mathcal{CS};$  //  $\hat{P}$  is the anchor
- **if**  $(\hat{P} \leq \overleftarrow{P}(w))$  **then** //  $\hat{P}$  is the new  $\overleftarrow{P}(w)$ , so  $\mathcal{CS}$  leads the construction sequence
- $\mathcal{CS}_{\delta(w)} := \mathcal{CS} \mathcal{CS}_{\delta(w)}; \overleftarrow{P}(w) := \hat{P}$
- **else**  $\mathcal{CS}_{\delta(w)} := \mathcal{CS}_{\delta(w)} \mathcal{CS};$  //  $\hat{P}$  is not  $\overleftarrow{P}(w)$ , append  $\mathcal{CS}$  to  $\mathcal{CS}_{\delta(w)}$
- end.**

**Procedure** Absorb-path  $(w, \mathcal{P}_w, \text{Inc})$     // absorb a section of the  $w$ -path  $\mathcal{P}_w$

**begin**    //  $\mathcal{P}_w : (w =) w_0 w_1 \dots w_k, k \geq 1; w_i.\text{next} = w_{i+1}, 0 \leq i < k$  and  $w_k.\text{next} = \perp$ .

- $h := 0; \hat{w} := w_0;$
- **for each**  $((w \curvearrowright x) \in \text{Inc})$  **do** // determine the lowest ancestor  $w_h$  of  $x$  on  $\mathcal{P}_w$
- **while**  $((\hat{w}.\text{next} \neq \perp) \wedge (\hat{w}.\text{next} \preceq x))$  **do**  $\{h := h + 1; \hat{w} := \hat{w}.\text{next}\};$
- $\overleftarrow{P}(w_\ell) := \min_{\prec} \{\overleftarrow{P}(w_j) \mid 0 \leq j \leq h\};$
- **if**  $(\overleftarrow{P}(w_\ell) \neq \overleftarrow{P}(w_h))$  **then**  $\mathcal{CS}_{\delta(w)} := \mathcal{CS}_{\delta(w_\ell)} \mathcal{CS}_{\delta(w_h)}$  **else**  $\mathcal{CS}_{\delta(w)} := \mathcal{CS}_{\delta(w_h)};$  // Create  $\mathcal{CS}_{\delta(w)}$  based on Lemma 3.7
- **for**  $j := 0$  **step 1 to**  $h - 1$  **do**
- **if**  $((\overleftarrow{P}(w_\ell) \neq \overleftarrow{P}(w_j)))$  **then**  $\mathcal{CS}_{\delta(w)} := \mathcal{CS}_{\delta(w)} \mathcal{CS}_{\delta(w_j)};$
- **for**  $j := 1$  **step 1 to**  $h$  **do**  $\sigma(w) := \sigma(w) \cup \sigma(w_j); \mathcal{P}_w := \mathcal{P}_w - w_j;$  //  $w$  absorbs  $w_j, 1 \leq j \leq h$
- end.**

**Remark:** (i) When the condition  $\deg_{\hat{G}_u}(u) = 2$  is detected, as a result of ejecting  $\sigma(u)$ , the two corresponding cut-edges are removed and a new (virtual) edge is created in  $\hat{G}_u \setminus \{u\}$  to connect the two end-vertices of the cut-pairs that are not in  $\sigma(u)$ . Fortunately, we do not need to update the adjacency lists involved to accommodate the changes. We just have to update  $\hat{P}(u)$  as it contains the cut-pairs and their end-vertices. This is done in **Procedure** Gen-CS as follows:

- $\{(w \rightarrow u), (d \curvearrowright u)\}$  is the cut-pair in  $\hat{G}_u$ : Then  $\{(w \rightarrow u), (d \curvearrowright \ddot{u})\}$  is the cut-pair in  $G$  and the new edge to be added is  $(d \curvearrowright w)$ . Since  $\hat{P}(u)$  consists of  $(w \rightarrow u), u \rightsquigarrow_T \ddot{u}$  and  $d \curvearrowright \ddot{u}$  which are replaced by  $(d \curvearrowright w)$ , we thus update  $\hat{P}(u)$  with  $(d \curvearrowright w)$ .

Let  $(d \curvearrowright w_x)$  be the embodiment of  $(d \curvearrowright w)$  when the incoming back-edges of  $d$  are examined at vertex  $d$ . Since  $L[d]$  was not updated to replace node  $\ddot{u}$  with node  $w$  when vertex  $w$  was the current vertex of the *dfs*, it is  $(d \curvearrowright \ddot{u})$  instead of  $(d \curvearrowright w)$  that will be encountered when  $L[w]$  is processed. However, as  $(d \curvearrowright w)$  is an embodiment of  $(d \curvearrowright \ddot{u})$ ,  $(d \curvearrowright w_x)$  is also an embodiment of  $(d \curvearrowright \ddot{u})$ . Hence,  $w_x$  can be correctly identified using  $(d \curvearrowright \ddot{u})$ .

- $\{(w \rightarrow u), (u \rightarrow u_1)\}$  is the cut-pair in  $\hat{G}_u$ : Then  $\{(w \rightarrow u), (\ddot{u} \rightarrow u_1)\}$  is the cut-pair in  $G$  and the section  $(w \rightarrow u)u \rightsquigarrow_T \ddot{u}(\ddot{u} \rightarrow u_1)$  on  $\hat{P}(u)$  is replaced by  $(w \rightarrow u_1)$ . We thus let  $\text{parent}(u_1) = w$  and  $\text{ear}(w \rightarrow u_1) = \text{ear}(w \rightarrow u)$ .

(ii) In **Procedure** Absorb-path, when the instruction  $\mathcal{CS}_{\delta(w)} := \mathcal{CS}_{\delta(w_\ell)} \mathcal{CS}_{\delta(w_h)}$  is executed, a pointer pointing at the anchor of  $\mathcal{CS}_{\delta(w_h)}$  is created and stored in the first node of the linked list representing

$\mathcal{CS}_{\delta(w_\ell)}$  so that if the second condition of Theorem 3.8(ii)(b) occurs in a latter stage,  $\mathcal{CS}_{\delta(w_h)}$  can be retrieved in  $O(1)$  time.

**Theorem 3.9.** *Algorithm Certifying-3-edge-connectivity constructs a Mader construction sequence for every 3-edge-connected component of  $G$ .*

**Proof:** By applying induction on the height of  $w$  in  $T$ , it is easily verified that: if  $w$  is a leaf, when execution of **Procedure** 3-edge-connect-CS( $w, v$ ) terminates,  $\hat{P}(w)$ ,  $\overleftarrow{P}(w)$  and  $\mathcal{CS}_{\delta(w)}$  satisfy Lemma 3.5; if  $w$  is an internal vertex, after the child edges and outgoing back-edges of  $w$  are processed,  $\hat{P}(w)$ ,  $\overleftarrow{P}(w)$  and  $\mathcal{CS}_{\delta(w)}$  satisfy Lemma 3.6, and when execution of **Procedure** 3-edge-connect-CS( $w, v$ ) terminates,  $\hat{P}(w)$ ,  $\overleftarrow{P}(w)$  and  $\mathcal{CS}_{\delta(w)}$  satisfy Lemma 3.7. Moreover, if  $w$  satisfies  $\deg_{\hat{G}_w}(w) \leq 2$  or  $w = r$ , when execution of **Procedure** Gen-CS( $v, w, \mathcal{P}_w$ ) terminates,  $\mathcal{CS}_{\delta(w)}$  is a Mader construction sequence of  $\hat{G}_{\sigma(w)}$  based on Lemma 3.8. The theorem then follows. ■

To assure that the algorithm runs in linear-time, we maintain the following data-structures:

An array  $parent[w], w \in V \setminus \{r\}$ , such that  $parent[w]$  is the parent vertex of  $w$  in  $T$ . This array allows a ear  $P_f$  of length  $k$  to be traced in  $O(k)$  time starting from its back-edge  $f$ . An array  $ear[w], w \in V \setminus \{r\}$ , such that  $ear[w] = ear(parent[w] \rightarrow w)$ . This array allows the ear to which a tree edge belongs to be determined in  $O(1)$  time. Both arrays can be created in  $O(|V|)$  time during the depth-first search. The adjacency lists,  $L[w], w \in V$ , can clearly be constructed in  $O(|V| + |E|)$  time.  $Inc_w$  and the  $\mathcal{CS}$ 's are represented by linked lists.

**Theorem 3.10.** *Algorithm Certifying-3-edge-connectivity takes  $O(|V| + |E|)$  time.*

**Proof:** **Algorithm** Certifying-3-edge-connectivity is an extension of **Algorithm** 3-edge-connectivity of [30]. The extension includes new instructions for generating  $\mathcal{CS}_{\delta(w)}, \hat{P}(w), \overleftarrow{P}(w), Inc_w$ ,  $w \in V$ . Since **Algorithm** 3-edge-connectivity takes  $O(|V| + |E|)$  time [30], it suffices to show that the extension takes  $O(|V| + |E|)$  time.

In **Procedure** 3-edge-connect-CS (whose counterpart is **Procedure** 3-edge-connect in [30]), the new instructions for initialization clearly takes  $O(1)$  time. The instructions for generating  $Inc_w, w \in V$ , takes  $O(\sum_{w \in V} |Inc_w|) = O(|E| - |E_T|)$  time. **Procedure** Absorb-ear increases the time spent on absorbing the entire  $u$ -path or  $w$ -path by a constant factor. In **Procedure** Absorb-path, the **for each** statement takes  $O(h + |Inc_w|)$  time (note that verifying ancestor relation can be done in  $O(1)$  time [30]). Determining  $\overleftarrow{P}(w_\ell)$  takes  $O(h)$  time. The **for** loops take  $O(h)$  time. The remaining new instructions takes

$O(1)$  time. Since each tree-edge is absorbed at most once,  $\sum_{w \in V} (O(h)) = O|E_T|$ . Hence, in total, the procedure takes  $\sum_{w \in V} (O(h + |Inc_w|) + O(h) + O(1)) = O(|E_T|) + O(|E| - |E_T|) + O(|E_T|) + O(|V|) = O(|E|)$  time. **Procedure** Gen-CS clearly takes  $O(1)$  time. Taking the time analysis given before this theorem into consideration, **Algorithm** Certifying-3-edge-connectivity takes  $O(|V| + |E|)$  time. ■

### 3.3 Generating a cactus representation (negative certificate)

Let  $G = (V, E)$  be a 2-edge-connected undirected graph containing cut-pairs. A *cactus representation* of the cut-pairs of  $G$  consists of an undirected graph  $\mathcal{C}_G = (V_C, E_C)$ , where the elements in  $V_C$  are called *nodes*, and a function  $\Phi : V \rightarrow V_C$  such that the cut-pairs of  $G$  are precisely the preimages of the cut-pairs of  $\mathcal{C}_G$ . Specifically,  $\forall X \subseteq V_C, (X, \overline{X})$  is a cut-pair in  $\mathcal{C}_G$  if and only if  $(\Phi^{-1}(X), \overline{\Phi^{-1}(X)})$  is a cut-pair in  $G$  (Note that  $(X, \overline{X})$  is the pair of edges with one end-vertex in  $X$  and the other in  $\overline{X}$ , where  $\overline{X} = V_C \setminus X$ ). Nagamochi et al. [21] pointed out that the nodes in  $V_C$  are precisely the 3eccs of  $G$  which can be determined by contracting the latter. Since **Algorithm** 3-edge-connectivity uses contraction to determine the 3eccs, in the following, we show that the algorithm can be easily modified to produce a cactus representation of the cut-pairs for each 2-edge-connected component of  $G$ .

Since if  $\{e, e'\}$  and  $\{e', e''\}$  are cut-pairs,  $\{e, e''\}$  is also a cut-pair [28, 31], the set of all cut-edges can be partitioned into a collection of disjoint subsets  $\mathcal{E}_i, 1 \leq i \leq \kappa$ , such that every two edges from the same subset form a cut-pair and no two edges from different subsets form a cut-pair. Moreover, as the two edges of each cut-pair lie on the same ear [28, 31], the cut-edges in each  $\mathcal{E}_i$  lie on the same ear  $P$  and hence can be lined up along  $P$  in an order  $e_1 e_2 \dots e_{|\mathcal{E}_i|}$ , where  $e_1 = (x_1 \hookrightarrow y_1)$  or  $e_1 = (x_1 \rightarrow y_1)$ , and  $e_j = (x_j \rightarrow y_j), 2 \leq j \leq |\mathcal{E}_i|$ , such that  $x_{j+1} \preceq y_j, 1 \leq j < |\mathcal{E}_i|$ . Note that we use  $(x \hookrightarrow y)$  instead of  $(y \frown x)$  to represent back-edges in this section and that the orientation of the tree edges on  $P$  follows that of  $P$  which is from the child to the parent. Each  $\mathcal{E}_i$  is called a *cut-edge chain* and the cut-edge  $e_1$  is called the generator of  $\mathcal{E}_i$  [28, 31]. From the above discussion, each  $\mathcal{E}_i$  gives rise to a unique cycle in the cactus  $\mathcal{C}_G$ . Hence, it remains to show how to convert  $\mathcal{E}_i$  to a cactus cycle.

Let  $P$  be the ear containing  $\mathcal{E}_i$ . Then, either

- (i)  $P : s(P) = x \xrightarrow{f} y \rightsquigarrow_T x_1 \xrightarrow{e_1} y_1 \rightsquigarrow_T x_2 \xrightarrow{e_2} y_2 \rightsquigarrow_T \dots \rightsquigarrow_T x_{|\mathcal{E}_i|} \xrightarrow{e_{|\mathcal{E}_i|}} y_{|\mathcal{E}_i|} \rightsquigarrow_T t(P)$ , or
- (ii)  $P : s(P) = x_1 \xrightarrow{e_1} y_1 \rightsquigarrow_T x_2 \xrightarrow{e_2} y_2 \rightsquigarrow_T \dots \rightsquigarrow_T x_{|\mathcal{E}_i|} \xrightarrow{e_{|\mathcal{E}_i|}} y_{|\mathcal{E}_i|} \rightsquigarrow_T t(P)$ .

Note that the generator  $e_1$  is a tree-edge in Case (i) and is a back-edge in Case (ii). We shall modify **Algorithm** 3-edge-connectivity to generate a cycle,  $\sigma(x_1)\sigma(x_2)\dots\sigma(x_{|\mathcal{E}_i|})\sigma(x_1)$ , for  $\mathcal{C}_G$  based on

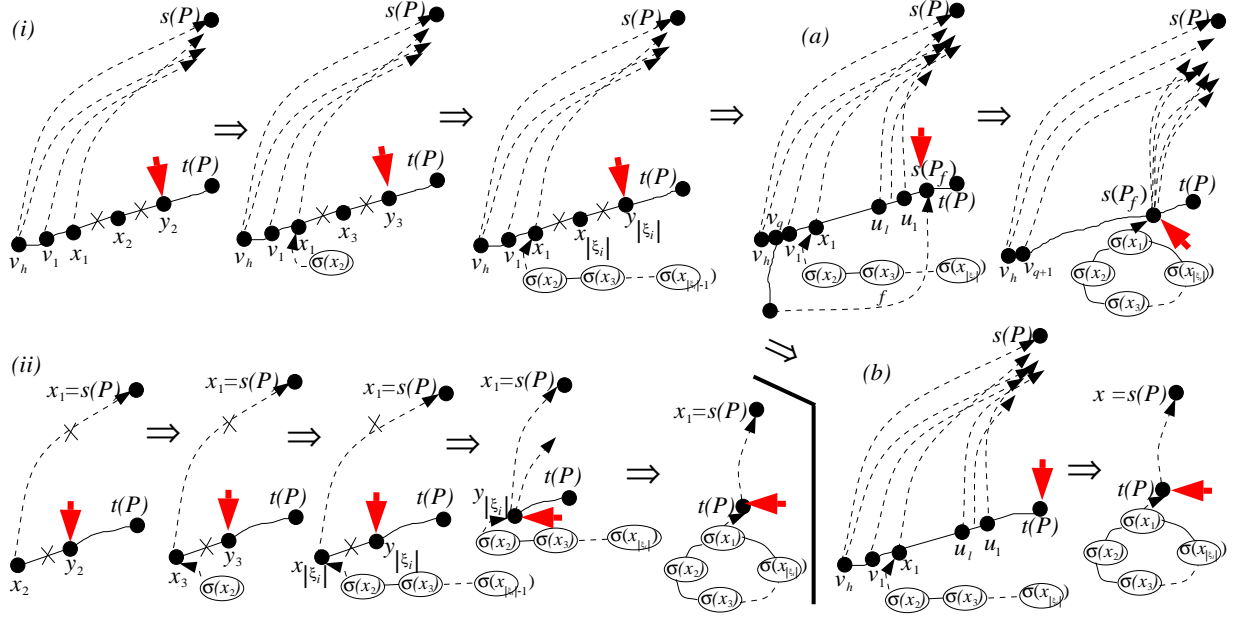


Figure 6: .

$P$  and  $\mathcal{E}_i$  as follows.

First, consider Case (i) (Figure 6(i)). When the *dfs* backtracks from  $x_2$  to  $y_2$ , either  $x_2 = y_1$  or  $x_2$  has absorbed  $y_1$  (directly or indirectly). Hence,  $\mathcal{P}_{x_2}$  is  $x_2x_1v_1 \dots v_h$ . Since  $\deg_{\hat{G}}(x_2) = 2$ ,  $x_2$  is ejected and  $\sigma(x_2)$  becomes a *3ecc* which is a node in the cactus cycle corresponding to  $\mathcal{E}_i$ . This implies that the path  $\sigma(x_1)\sigma(x_2)\sigma(y_2)$  exists in  $\mathcal{C}_G$ . This path is represented by its internal node  $\sigma(x_2)$  which is attached to  $x_1$  as  $x_1.tchain$ . When the *dfs* backtracks from  $x_3$  to  $y_3$ , either  $x_3 = y_2$  or  $x_3$  has absorbed  $y_2$ .  $\mathcal{P}_{x_3}$  is thus  $x_3x_1v_1 \dots v_h$  and  $\sigma(x_3) = \sigma(y_2)$ . Hence,  $x_1.tchain$  represents the path  $\sigma(x_1)\sigma(x_2)\sigma(x_3)$ . Since  $\deg_{\hat{G}}(x_3) = 2$ ,  $x_3$  is ejected and  $\sigma(x_3)$  becomes an internal node of the path  $\sigma(x_1)\sigma(x_2)\sigma(x_3)\sigma(y_3)$  in  $\mathcal{C}_G$ . Hence,  $x_1.tchain$  becomes  $\sigma(x_2)\sigma(x_3)$ . Similarly, when the *dfs* backtracks from  $x_{|\mathcal{E}_i|}$  to  $y_{|\mathcal{E}_i|}$ ,  $\mathcal{P}_{x_{|\mathcal{E}_i|}}$  is  $x_{|\mathcal{E}_i|}x_1v_1 \dots v_h$ . Since  $\deg_{\hat{G}}(x_{|\mathcal{E}_i|}) = 2$ ,  $x_{|\mathcal{E}_i|}$  is ejected and  $\sigma(x_{|\mathcal{E}_i|})$  becomes an internal node of the path  $\sigma(x_1)\sigma(x_2)\sigma(x_3) \dots \sigma(x_{|\mathcal{E}_i|})\sigma(y_{|\mathcal{E}_i|})$  in  $\mathcal{C}_G$ . Hence,  $x_1.tchain$  becomes  $\sigma(x_2)\sigma(x_3) \dots \sigma(x_{|\mathcal{E}_i|})$ . Two cases are considered separately.

(a) There exists a ear  $P'$  such that  $s(P') \preceq y_{|\mathcal{E}_i|}$  and  $x_1 \preceq t(P')$ : (Figure 6(i)(a)). Let  $P_f$  be the one with  $s(P_f)$  closest to  $y_{|\mathcal{E}_i|}$ . After the *dfs* backtracks to  $s(P_f)$ , when the back-edge  $f$  is encountered, let  $\mathcal{P}_{s(P_f)}$  be  $s(P_f)u_1u_2 \dots u_\ell x_1 (= v_0)v_1v_2 \dots v_h, \ell, h \geq 0$ , (note that  $u_\ell = y_{|\mathcal{E}_i|}$  or  $u_\ell$  has absorbed  $y_{|\mathcal{E}_i|}$ ) and  $q$  be such that  $v_q \preceq t(P_f)$ , and  $v_{q+1} \not\preceq t(P_f)$  or  $q = h$ . Then,  $s(P_f)$  absorbs  $u_1u_2 \dots u_\ell x_1v_1 \dots v_q$  which includes  $x_1$  and  $u_\ell$  (hence,  $y_{|\mathcal{E}_i|}$ ). As a result,  $\sigma(s(P_f)) = \sigma(x_1) = \sigma(y_{|\mathcal{E}_i|})$ . Hence, the path  $\sigma(x_1)\sigma(x_2)\sigma(x_3) \dots \sigma(x_{|\mathcal{E}_i|})\sigma(y_{|\mathcal{E}_i|})$  kept in  $x_1.tchain$  is a cactus cycle



$\sigma(x_1)\sigma(x_2)\sigma(x_3)\dots\sigma(x_{|\mathcal{E}_i|})\sigma(x_1)$  in  $\mathcal{C}_G$ . The cycle is attached to  $s(P_f)$ . If  $s(P_f)$  is absorbed by another vertex at a later stage, the cycle is attached to that vertex until a vertex  $z$  to which the cycle is attached is ejected. Then, as  $\sigma(z) = \sigma(x_1)$ ,  $\sigma(z)\sigma(x_2)\sigma(x_3)\dots\sigma(x_{|\mathcal{E}_i|})\sigma(z)$  is a cactus cycle in  $\mathcal{C}_G$ .

- (b) There does not exist such a ear  $P'$  : (Figure 6(i)(b)) After the *dfs* backtracks to  $t(P)$ , let  $t(P) \rightsquigarrow_T y$  be transformed into  $t(P)u_1u_2\dots u_\ell x_1(=x_0)v_1v_2\dots v_h, \ell, h \geq 0$ , ( $u_\ell = y_{|\mathcal{E}_i|}$  or  $u_\ell$  has absorbed  $y_{|\mathcal{E}_i|}$ ), when  $t(P)$  is to absorb it. Then, as  $t(P)$  absorbs  $x_1$  and  $u_\ell$  (hence,  $y_{|\mathcal{E}_i|}$ ),  $\sigma(x_1) = \sigma(y_{|\mathcal{E}_i|})$  which implies that  $x_1.tchain$  is the cactus cycle  $\sigma(x_1)\sigma(x_2)\sigma(x_3)\dots\sigma(x_{|\mathcal{E}_i|})\sigma(x_1)$  in  $\mathcal{C}_G$ . The rest of the argument is same as that for Case (a).

Next, consider Case (ii) (Figure 6(ii)). This case is similar to Case (i)(b) except that after ejecting  $x_2$ , the node  $\sigma(x_2)$  is attached to  $y_2$  instead of  $x_1$  as  $y_2.bchain$ . Then,  $y_2.bchain$  is transferred along  $y_2 \rightsquigarrow_T t(P)$  through the absorb operation until it is transferred to  $x_3$ , at which it becomes  $x_3.bchain$ . After the *dfs* backtracks to  $y_3$ ,  $x_3$  is ejected and  $x_3.bchain$  is extended to  $\sigma(x_2)\sigma(x_3)$  which then becomes  $y_3.bchain$ . This process is repeated for  $x_i, 4 \leq i \leq |\mathcal{E}_i|$ . When the *dfs* backtracks to  $y_{|\mathcal{E}_i|}$ , after  $x_{|\mathcal{E}_i|}$  is ejected,  $x_{|\mathcal{E}_i|}.bchain$  is extended to  $\sigma(x_2)\sigma(x_3)\dots\sigma(x_{|\mathcal{E}_i|})$  which then becomes  $y_{|\mathcal{E}_i|}.bchain$ . After the *dfs* backtracks to  $t(P)$ , when  $t(P)$  absorbs  $y_{|\mathcal{E}_i|}$ ,  $\sigma(t(P)) = \sigma(y_{|\mathcal{E}_i|})$  which implies that  $y_{|\mathcal{E}_i|}.bchain$  represents the path  $\sigma(x_1)\sigma(x_2)\sigma(x_3)\dots\sigma(x_{|\mathcal{E}_i|})\sigma(t(P))$ . As  $(x_1 =)s(P)$  and  $t(P)$  are 3-edge-connected implies  $\sigma(x_1) = \sigma(t(P))$ ,  $y_{|\mathcal{E}_i|}.bchain$  is a cactus cycle  $\sigma(x_1)\sigma(x_2)\sigma(x_3)\dots\sigma(x_{|\mathcal{E}_i|})\sigma(x_1)$  in  $\mathcal{C}_G$ . The rest of the argument is same as that for Case (i)(a).

The above modifications can be easily incorporated into **Algorithm** Certifying-3-edge-connectivity. The following is a pseudo-code of the modified algorithm. For clarity, instructions that are not related to the construction of  $\mathcal{C}_G$  have been omitted. The new instructions for generating the cactus are marked by  $\bullet$ .

At each vertex  $x$ , the following variables are maintained:

- $x.tchain$ : a chain of nodes attached to  $x$  corresponds to a cut-edge-chain whose generator is the parent edge of  $x$ ;
- $x.bchain$ : a chain of nodes attached to  $x$  corresponds to a cut-edge-chain with back-edge generator such that  $\sigma(x)$  is a node on the chain;
- $C.cycle(x)$ : contains cactus cycles attached to  $x$ .

The nodes in the cactus cycles and the chains are represented by their corresponding vertex in  $G$ . Specifically, a node  $\sigma(x)$  is represented by  $x$ . When a vertex  $u$  is ejected,  $\sigma(u)$  becomes a node in  $\mathcal{C}_G$ . **Procedure** Gen-CS is called to append node  $\sigma(u)$  to  $u_1.tchain$  if both cut-edges are tree-edge, where  $u_1$  is the vertex

following  $u$  in the  $u$ -path before  $u$  was ejected, or to  $u.bchain$ , otherwise. In the latter case, the  $u.bchain$  is temporary kept at  $bchain_t$  because if  $\mathcal{P}_w = w$ ,  $w.bchain$  might contain a cactus chain. If  $\mathcal{P}_u \leq \mathcal{P}_w$ ,  $bchain_t$  becomes  $w.bchain$  after the current  $w.bchain$  (if exists) is turned into a cactus cycle and attached to  $w$ ; if  $\mathcal{P}_w \leq \mathcal{P}_u$ ,  $bchain_t$  is turned into a cactus cycle and attached to  $w$  (Figure 7(i)). When vertex  $w$  absorbs  $\mathcal{P}_w$  or  $\mathcal{P}_u$ , **Procedure** Gen-cactus-cycle is called to transfer all cactus cycles attached to each absorbed vertex to  $w$ , and convert the  $tchain$  (if exists) of each absorbed vertex as well as the  $bchain$  (if exists) of the last absorbed vertex into cactus cycles and attach them to  $w$  (Figure 7(ii)). **Procedure** Absorb-path is similar to **Procedure** Gen-cactus-cycle but is called to absorb a section of  $\mathcal{P}_w$  only. An example is given in Figure 8.

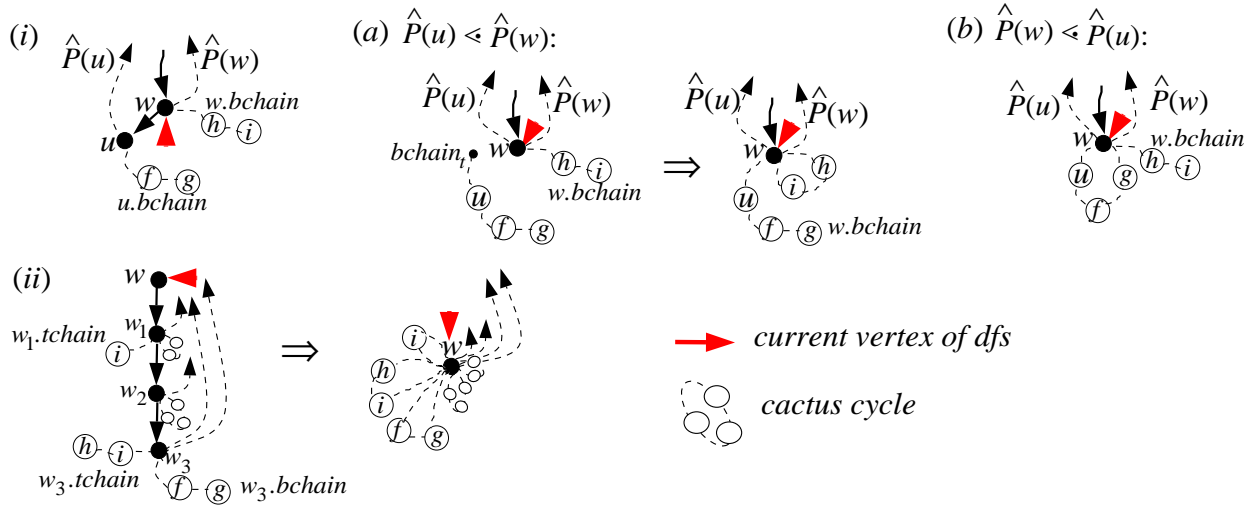


Figure 7

**Procedure** 3-edge-connect-CS( $w, v$ )

**begin**

- $dfs(w) \leftarrow cnt; cnt \leftarrow cnt + 1; parent(w) \leftarrow v; lowpt(w) := dfs(w);$
- $w.tchain := w.bchain := bchain_t := \perp; C.cycle(w) := \emptyset;$  // initialization
- // **Note:**  $\hat{P}(w), \hat{P}(u)$  and  $\mathcal{P}_w$  are initialized in the main body of the algorithm
- for each**  $u \in L[w]$  **do** // pick the next vertex  $u$  in the adjacency list of  $w$
- if** ( $dfs(u) = 0$ ) **then** //  $u$  is unvisited
- 3-edge-connect-CS( $u, w$ );
- if** ( $s(\hat{P}(u)) = u \vee \hat{P}(u) = \perp$ ) **then** // equivalent to  $(deg_{\hat{G}_u}(u) \leq 2)$
- Gen-CS( $w, u, \mathcal{P}_u, bchain_t$ ); // create a node  $\sigma(u)$  in the cactus
- if** ( $\hat{P}(w) \leq \hat{P}(u)$ ) **then** // equivalent to  $(lowpt(w) \leq lowpt(u))$  in [30]
- Gen-cactus-cycle( $w, u, \hat{P}(u), w + \mathcal{P}_u, bchain_t$ ) //  $w$  absorbs the entire  $u$ -path
- else** // ( $\hat{P}(u) \leq \hat{P}(w)$ ); // equivalent to  $(lowpt(w) > lowpt(u))$  in [30]
- Gen-cactus-cycle( $w, u, \hat{P}(w), \mathcal{P}_w, \perp$ ); //  $w$  absorbs the entire  $w$ -path
- $w.bchain := bchain_t; bchain_t := \perp;$  // transfer  $bchain_t$  to  $w.bchain$
- $\mathcal{P}_w := w + \mathcal{P}_u; \hat{P}(w) := \hat{P}(u);$
- else if** ( $dfs(u) < dfs(w) \wedge u \neq parent(w)$ ) **then** //  $u \curvearrowright w$  is an outgoing back-edge of  $w$
- if** ( $(u \curvearrowright w) \leq \hat{P}(w)$ ) **then** // equivalent to  $(dfs(u) < lowpt(w))$  in [30]
- Gen-cactus-cycle( $w, u, \hat{P}(w), \mathcal{P}_w, \perp$ ); //  $w$  absorbs the entire  $w$ -path
- $\mathcal{P}_w := w; \hat{P}(w) := u \curvearrowright w;$  // equivalent to  $(lowpt(w) := dfs(u))$  in [30]

else Gen-cactus-cycle( $w, u, u \curvearrowright w, nil, \perp$ ); // there is no  $u$ -path; no chain is to be updated  
 else if ( $u \neq \text{parent}(w)$ ) then  $Inc_w := Inc_w \cup \{(w \curvearrowright u)\}$ ; // save incoming back-edge  
 if ( $(\mathcal{P}_w \neq nil) \wedge (Inc_w \neq \emptyset)$ ) then Absorb-path( $w, \mathcal{P}_w, Inc_w$ ); // dealing with incoming back-edges  
 end. /\* of Procedure 3-edge-connect-CS \*/

**Procedure** Gen-CS( $w, u, \mathcal{P}_u, bchain$ )

**begin** // Create a cactus node  $\sigma(u)$  and attach it to the corresponding  $tchain$  or  $bchain$ .

- **for each** ( $\text{cycle } xQx \in C.\text{cycle}(u) \wedge x \neq u$ ) **do**
- Convert  $xQx$  to  $uQu$ ; // make  $u$  the starting and ending node of the cycle; note:  $\sigma(u) = \sigma(x)$
- if ( $(\hat{P}(u) = \perp \vee s(\hat{P}(u)) = u) \vee u = r$ ) then // ( $w, u$ ) is a bridge (i.e.  $\deg_{\hat{G}_u}(u) = 1$ ), or  $u$  is the root of  $T$ .
  - // Construction of a cactus representation for the bridge-connected component containing  $\sigma(u)$  is complete;
- else //  $\deg_{\hat{G}_u}(u) = 2$ 
  - if ( $\mathcal{P}_u = u$ ) then //  $\mathcal{P}_u : u$ , i.e. the generator of the cut-edge chain is a back-edge.
    - $bchain := u.bchain + u$ ; // extend  $u.bchain$  to include  $u$  and keep it in  $bchain$  temporarily.
    - $\mathcal{P}_u := nil$ ;
  - else //  $\mathcal{P}_u : uu_1 \dots u_\ell, \ell \geq 1$ , i.e. the generator of the cut-edge chain is a tree-edge
    - $u_1.tchain := u_1.tchain + u$ ; // extend  $u_1.tchain$  to include  $u$
    - $\mathcal{P}_u := \mathcal{P}_u - u$ ;

**end.**

**Procedure** Gen-cactus-cycle( $w, u, \hat{P}, \mathcal{P}, bchain$ ) // absorb the entire  $\mathcal{P}$  which is either  $\mathcal{P}_w$  or  $w + \mathcal{P}_u$

**begin** /\*  $\mathcal{P} : (w =) x_0 x_1 x_2 \dots x_{k-1} x_k$  is either a  $\mathcal{P}_w$  or  $w + \mathcal{P}_u$ ;  $x_i.\text{next} = x_{i+1}, 0 \leq i < k$  and  $x_k.\text{next} = \perp$ .

if ( $\mathcal{P} \neq nil$ ) then

- if ( $bchain \neq \perp$ ) then //  $\mathcal{P} = u$ ;  $u.bchain$  exists and is kept in  $bchain$ ;.
  - $C.\text{cycle}(w) := C.\text{cycle}(w) \cup \{w + bchain + w\}$ ; // convert  $bchain$  to a cactus cycle and attach it to  $w$
  - $bchain := \perp$ ;
- else // absorb the entire  $\mathcal{P}$ 
  - $x := \text{head}(\mathcal{P})$ ; //  $\text{head}(\mathcal{P}) = x_0 (= w)$
  - while** ( $x.\text{next} \neq \perp$ ) **do** //  $x.\text{next}$  exists and is to be absorbed by  $w$ 
    - $x := x.\text{next}$ ; // get next vertex on  $\mathcal{P}$
    - $C.\text{cycle}(w) := C.\text{cycle}(w) \cup C.\text{cycle}(x)$ ; // Transfer all cactus cycles attached to  $x$  to  $w$
    - **if** ( $x.tchain \neq \perp$ ) then // Convert  $x.tchain$  to a cactus cycle
      - $C.\text{cycle}(w) := C.\text{cycle}(w) \cup \{w + x.tchain + w\}$ ;
    - **if** ( $x.bchain \neq \perp$ ) then //  $x.bchain$  exists,
      - $C.\text{cycle}(w) := C.\text{cycle}(w) \cup \{w + x.bchain + w\}$ ; // convert  $x.bchain$  to a cactus cycle

**end.**

**Procedure** Absorb-path( $w, \mathcal{P}_w, Inc$ ) // absorb a section of the  $w$ -path  $\mathcal{P}_w$

**begin** //  $\mathcal{P}_w : (w =) w_0 w_1 \dots w_k, k \geq 1$ ;  $w_i.\text{next} = w_{i+1}, 0 \leq i < k$  and  $w_k.\text{next} = \perp$ .

$h := 0$ ;  $\hat{w} := w$ ;

**for each** ( $(w \curvearrowright x) \in Inc$ ) **do** // determine the lowest ancestor  $w_h$  of  $x$  on  $\mathcal{P}_w$

**while** ( $(\hat{w}.\text{next} \neq \perp) \wedge (\hat{w}.\text{next} \preceq x)$ ) **do**  $h := h + 1$ ;  $\hat{w} := \hat{w}.\text{next}$ ;

**for**  $j := 0$  **step 1 to**  $h - 1$  **do**

- $C.\text{cycle}(w) := C.\text{cycle}(w) \cup C.\text{cycle}(w_j)$ ; // Transfer all cactus cycles attached to  $w_j$  to  $w$
- **if** ( $w_j.tchain \neq \perp$ ) then // Convert  $w_j.tchain$  to a cactus cycle
  - $C.\text{cycle}(w) := C.\text{cycle}(w) \cup \{w + w_j.tchain + w\}$ ;

**end.**

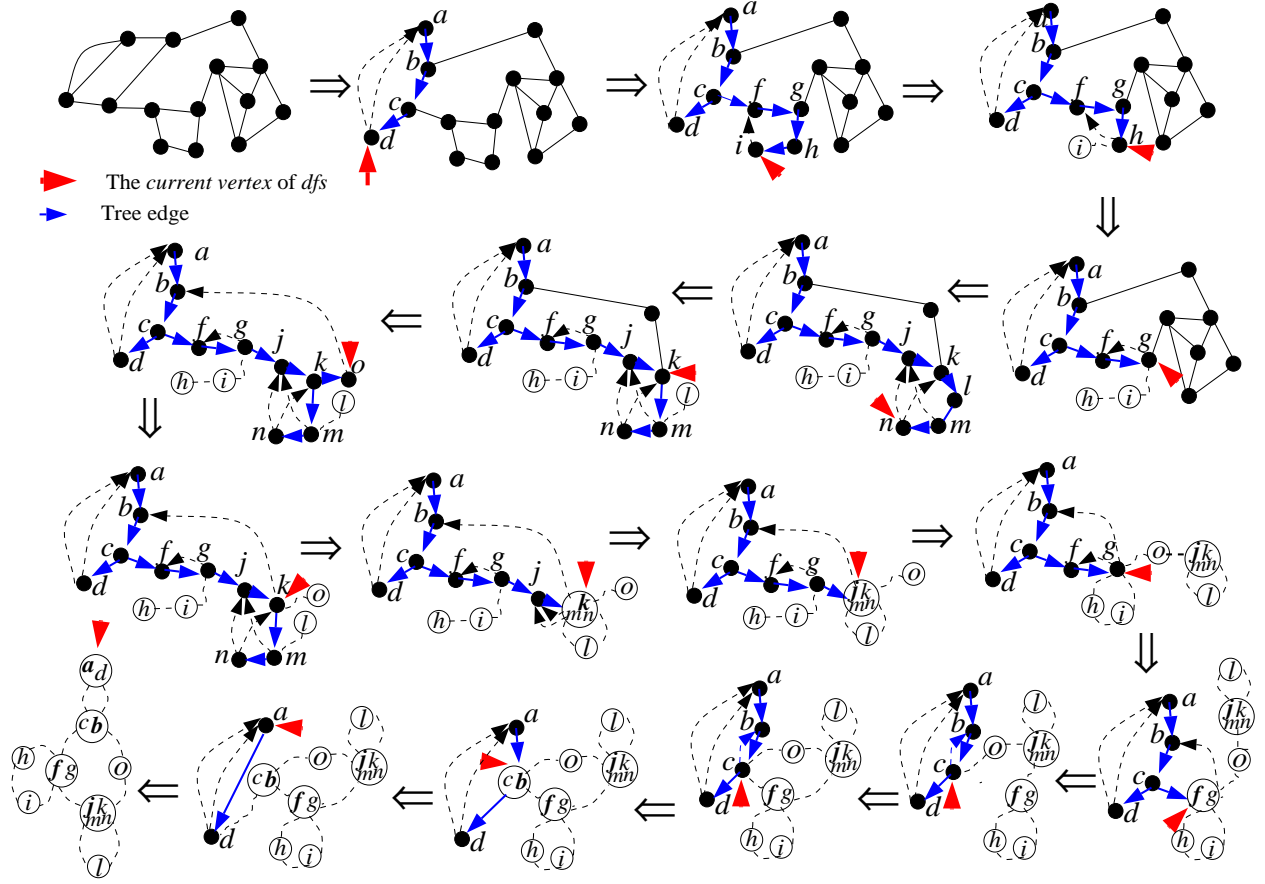
**Lemma 3.11.** Let  $w \in V \setminus \{r\}$ . When the dfs backtrack from vertex  $w$  to its parent vertex, let the  $w$ -path be  $\mathcal{P}_w : w(= w_0)w_1w_2 \dots w_k$ .

(i) For each cut-edge chain  $\mathcal{E} : e_1 e_2 \dots e_{|\mathcal{E}|}$ , where  $e_1 = (x_1 \curvearrowright y_1)$  or  $(x_1 \rightarrow y_1)$ ,  $e_i = (x_i \rightarrow y_i)$ ;  $y_i \prec$

$x_i \preceq y_{i-1}, 2 \leq i \leq |\mathcal{E}|$ , such that  $w \preceq y_2$ :

(a) there exists a cactus cycle  $\sigma(x_1) \dots \sigma(x_{|\mathcal{E}|})\sigma(x_1)$  attached to a vertex  $x$  such that  $\sigma(x) = \sigma(x_1)$ ,

where  $x$  is some  $w_j, 0 \leq j \leq k$ , or  $x$  has been ejected by the eject-absorb operation; or



**Figure 8:** *dfs* starts from  $a$ , advances to  $d$ , backtracks and advances to  $i$ , then backtracks from  $i$  to  $h$ : eject  $i$ ,  $h.bchain$ :  $\{i\}$  (note:  $\{\}$  denotes  $\sigma()$ ). *dfs* backtracks to  $g$ : eject  $h$ ,  $g.bchain$ :  $\{i\}-\{h\}$ . *dfs* advances to  $n$ , then backtracks to  $k$ : eject  $l$ ,  $m.tchain$ :  $\{l\}$ . *dfs* advances to  $o$ , backtracks to  $k$ : eject  $o$ ,  $k.bchain$ :  $\{o\}$ ,  $k$  absorbs  $m$ -path,  $\sigma(k) = \{k, m, n\}$ , cycle  $\{k\}-\{l\}-\{k\}$  attached to  $k$ . *dfs* backtracks to  $j$ ,  $j$  absorbs  $k$ ,  $\sigma(j) = \{j, k, m, n\}$ , attach cycle  $\{k\}-\{l\}-\{k\}$  to  $j$ ,  $j.bchain$ :  $\{o\}$ . *dfs* backtracks to  $g$ : eject  $j$ , rename cycle  $\{k\}-\{l\}-\{k\}$  attached to  $j$  as  $\{j\}-\{l\}-\{j\}$ , convert  $g.bchain$  into cycle  $\{g\}-\{i\}-\{h\}-\{g\}$ , then  $g.bchain$ :  $\{o\}-\{j\}$ . *dfs* backtracks to  $f$ :  $f$  absorbs  $g$ ,  $\sigma(f) = \{f, g\}$ ,  $f.bchain := \{o\}-\{j\}$ , attach cycle  $\{g\}-\{i\}-\{h\}-\{g\}$  to  $f$ . *dfs* backtracks to  $c$ : eject  $f$ , rename cycle  $\{g\}-\{i\}-\{h\}-\{g\}$  attached to  $f$  as  $\{f\}-\{i\}-\{h\}-\{f\}$ ,  $c.bchain$ :  $\{o\}-\{j\}-\{f\}$ , convert  $c.bchain$  into cycle  $\{c\}-\{o\}-\{j\}-\{f\}-\{c\}$  and attach to  $c$ . *dfs* backtracks to  $b$ :  $b$  absorbs  $c$ ,  $\sigma(b) = \{b, c\}$ , attach cycle  $\{c\}-\{o\}-\{j\}-\{f\}-\{c\}$  to  $b$ . *dfs* backtracks to  $a$ : ejects  $b$ , rename cycle  $\{c\}-\{o\}-\{j\}-\{f\}-\{c\}$  attached to  $b$  as  $\{b\}-\{o\}-\{j\}-\{f\}-\{b\}$ ,  $d.tchain$ :  $\{b\}$ . Then  $a$  absorbs  $d$ ,  $\sigma(a) = \{a, d\}$ , convert  $d.tchain$  into cycle  $\{a\}-\{b\}-\{a\}$ . The cactus representation consists of cycles:  $\{a\}-\{b\}-\{a\}$ ,  $\{b\}-\{o\}-\{j\}-\{f\}-\{b\}$ ,  $\{f\}-\{i\}-\{h\}-\{f\}$ , and  $\{j\}-\{l\}-\{j\}$ .

- (b) *there exists a path  $\sigma(x_2) \dots \sigma(x_\ell)$ , where  $w \preceq y_\ell \wedge (x_{\ell+1} \preceq w \vee \ell = |\mathcal{E}|)$ , attached to some  $w_j, 1 \leq j \leq k$ , such that  $w_j = x_1$  as  $w_j.tchain$  if the generator  $e_1$  is a tree-edge, or attached to  $w_k$  such that  $\sigma(w_k) = \sigma(y_\ell)$  as  $w_k.bchain$  if the generator  $e_1$  is a back-edge;*
- (ii) *For each vertex  $x$  that has been ejected by the eject-absorb operation,*
- (a) *for every cut-edge chain  $\mathcal{E} : e_1 e_2 \dots e_{|\mathcal{E}|}$  with  $\sigma(x_1) = \sigma(x)$ , there is a cactus cycle  $\sigma(x_1) \dots \sigma(x_{|\mathcal{E}|}) \sigma(x_1)$  attached to  $x$ , and*
- (b) *if  $x \neq r$  and the parent edge is not a bridge, then there is a cactus cycle  $\sigma(z_1) \dots \sigma(z_{|\mathcal{E}_z|}) \sigma(z_1)$  containing  $\sigma(x)$  with  $z_1 \prec x$ , or  $\exists w_j, 1 \leq j \leq k$ , such that  $w_j.tchain$  or  $w_j.bchain$  contains*

$\sigma(x)$ .

**Proof:** By induction on the height of  $w$  in  $T$  based on Theorem 6 of [30] and Lemma 11 of [21]. ■

**Theorem 3.12.** *If  $w = r$  or the parent edge of  $w$  is a bridge, when the dfs terminates at  $w$  or backtracks from  $w$  to its parent, a cactus representation has been created for the 2-edge-connected component containing  $w$ .*

**Proof:** Immediate from Lemma 3.11. ■

**Theorem 3.13. Procedure 3-edge-connect-CS** *correctly generates a cactus representation of the cut-pairs for each of the 2-edge-connected components of  $G$  in  $O(|V| + |E|)$  time.*

**Proof:** The correctness follows from Lemma 3.12. The time complexity follows from the fact that the new instructions increase the run time of Procedures 3-edge-connect-CS and Absorb-path by a constant factor, the time complexity of **Procedure Gen-cactus-cycle** is same as that of **Procedure Absorb-ear**, and the total time spend on renaming the starting node of the cactus cycles in **Procedure Gen-Cactus-node** is bounded by the number of cactus cycles which is clearly  $O(|E|)$ . ■

Procedures Absorb-ear and Gen-cactus-cycle can be easily combined so that the resulting **Algorithm Certifying-3-edge-connectivity** generates the  $3eccs$ , the Mader construction sequences for the  $3eccs$ , the bridges and a cactus representation of the cut-pairs for each of the 2-edge connected components of  $G$  simultaneously in  $O(|V| + |E|)$  time by making one pass over the input graph.

## 4 Conclusion

We presented a linear-time certifying algorithm for recognizing 3-edge-connected graphs. The algorithm does not require the input graph  $G$  to be 2-edge-connected and makes only one pass over  $G$  to decompose  $G$  into its  $3eccs$  each of which is accompanied by a Mader construction sequence serving as a positive certificate, and a cactus representation of the cut-pairs of each 2-edge-connected component of  $G$  as well as the bridges. Clearly, if  $G$  is 3-edge-connected, only one Mader construction sequence is generated and no cactus representation nor bridge is generated. To verify the certificates, the methods of Mehlhorn et al. [19] can be used.

In [23], it is reported that to check the condition ' $\deg_{G_u}(u) = 2$ ', it is more efficient (in terms of execution time and implementation) to compute the degrees of the vertices directly than to maintain, at each vertex, a list of embodiments of the ears absorbed by the vertex [30]. In our algorithm, as we must compute  $\overleftarrow{P}(u)$  for each vertex  $u$ , and ' $\deg_{G_u}(u) \leq 2$ ' if and only if ' $(\overleftarrow{P}(u) = \perp) \vee (s(\overleftarrow{P}(u)) = u)$ ', computing the degrees of the vertices is unnecessary.

Gabow [8] classified depth-first-search-based graph connectivity algorithms into two types: *lowpoint*-based and path-based. While the algorithm [30] based on which our algorithm is developed is *lowpoint*-based, our certifying algorithm is path-based. This is because we have to generate the construction sequences.

## References

- [1] Chin F., Chrobak M., Li Yan, “Algorithms for placing monitors in a flow network”, *Algorithmica*, vol. 68(1), 2014, 1-15.
- [2] Cong, G., IBM TJ Watson Research Center, Yorktown Heights, NY, USA, *Electronic Communications*, 2011.
- [3] Corcoran J.N., Schneider U., Schttler H.-B., “Perfect stochastic summation in high order Feynman graph expansions”, *Int. J. Mod. Phys. C*, vol. 17 (11), 2006, 1527-1549.
- [4] Corneil D.G., Dalton B., Habib M., “LDFS based certifying algorithm for the Minimum Path Cover problem on comparability graphs,” *SIAM J. on Comput.*, vol.42(3), 2013, 792-807.
- [5] Dehne F., Langston M. A., Luo X., Pitre S., Shaw P., Zhang Y., “The cluster editing problem: implementations and experiments”, *IWPEC*, Zuerich, Switzerland, 2006, LNCS 4169, 13-24.
- [6] Elmasry A., Mehlhorn K., Schmidt J.M., “An  $O(n+m)$  Certifying Triconnectivity Algorithm for Hamiltonian Graphs”, *Algorithmica* vol.62(3-4), 2012, 754-766.
- [7] Even, S.: *Graph Algorithms*. Computer Science Press, Potomac, MD, 1979.
- [8] Gabow H.N., “Path-based depth-first search for strong and biconnected components,” *Information Processing Letters*, vol. 74, 2000, 107-114.
- [9] Galil Z., Italiano G.F., “Reducing edge connectivity to vertex connectivity”, *SIGACT News* 22, 1991, 57-61.
- [10] Heggernes P., Kratsch D., “Linear-time certifying recognition algorithms and forbidden induced subgraphs,” *Nordic J. of Computing* 14(1), 2007, 87-108.
- [11] Hell P., Huang J., “Certifying LexBFS recognition algorithms for proper interval graphs and proper interval bigraphs,” *SIAM J. Discret. Math.* 18(3), 2005, 554-570.
- [12] Kaplan H., Nussbaum Y., “ Certifying algorithms for recognizing proper circular-arc graphs and unit circular-arc graphs,” *WG2006*, LNCS vol. 4271, Springer, 2006, pp. 289-300.
- [13] Kratsch D., McConnell R., Mehlhorn K., Spinrad J., “Certifying algorithms for recognizing interval graphs and permutation graphs,” *SIAM Journal on Computing* 36(2), 2006, 326-353.
- [14] Liu V.Y., Tipper D., “Spare capacity allocation using shared backup protection for dual link failures”, *Computer Communications*, vol. 36, 2013, 666-677.
- [15] Mader W., “A reduction for edge-connectivity in graphs”, In B.Bollobas (editor), *Advances in Graph Theory*, vol.3 of *Annals of Discrete Mathematics*, 1978, 145-164.
- [16] McConnell R.M., Mehlhorn K., Naher S., and Schweitzer P., “Certifying algorithms,” *Computer Science Review* vol.5, 119-161 (2011).
- [17] Mehlhorn K., and Naher S., “From algorithms to working programs: On the use of program checking in LEDA,” *Proceedings of the 23rd International Symposium on Mathematical Foundations of Computer Science (MFCS98)*, 1998, 8493.
- [18] Mehlhorn K., and Naher S., *The LEDA Platform for Combinatorial and Geometric Computing*, Cambridge University Press, 1999.
- [19] Mehlhorn K., Neumann A. and Schmidt J. M., “Certifying 3-edge connectivity”, *Algorithmica* vol. 77(2), 2017, 309-335.

- [20] Nagamochi H., Ibaraki T., “A linear-time algorithm for computing 3-edge-connected components in a multi-graph”, Japan J. Indust. Appl. Math., vol. 9, 1992, 163-180.
- [21] Nagamochi H., Ibaraki T.: Algorithmic Aspects of Graph Connectivity (Encyclopedia of Mathematics and its Applications), Cambridge University Press, 2008.
- [22] Nikolopoulos S.D., Palios L., “An  $O(nm)$ -time certifying algorithm for recognizing hhd-free graphs,” FAW 2007, LNCS vol. 4613, Springer, 2007, 281-292.
- [23] Norouzi N., Tsin Y.H., “A simple 3-edge connected component algorithm revisited,” Information Processing Letters, vol. 114(1-2), 2014, 50-55.
- [24] Olariu S., Zomaya A. Y., “A time- and cost-optimal algorithm for interlocking sets - with applications”, IEEE Trans. Parallel Distrib. Syst., vol. 7(10), 1996, 1009-1025.
- [25] Paten B., Diekhans M., Earl D., St. John J., Suh B., Haussler D., “Cactus graphs for genome comparisons”, RECOMB, Lisbon, Portugal, 2010, LNCS 6044, 410-425.
- [26] Schmidt J.M., “Contractions, Removals and Certifying 3-connectivity in linear time”, SIAM J. Comput., vol. 42(2), 2013, 494-535.
- [27] Schmidt, J.M.: “A simple test on 2-vertex- and 2-edge-connectivity,” Information Processing Letters, vol. 113(7), 2013, 241-244.
- [28] Taoka S., Watanabe T., Onaga K., “A linear-time algorithm for computing all 3-edge-connected components of a multigraph”, IEICE Trans. Fundamentals, vol. E75(3), 1992, 410-424.
- [29] Tarjan R., “Depth-first search and linear graph algorithms”, SIAM J. Comput., vol. 1(2), 1972, 146-159.
- [30] Tsin, Y.H., “A simple 3-edge-connected component algorithm”, Theory of Computing Systems, vol. 40(2), 2007, 125-142.
- [31] Tsin, Y.H., “Yet another optimal algorithm for 3-edge-connectivity”, Journal of Discrete Algorithms, vol. 7(1), 2009, 130-146.
- [32] Tsin Y.H., Recognizing and embedding outerplanar distributed computer networks, CyberC 2011, IEEE, Beijing, China, Oct 10-12, 2011, 212-219.