

Think Global, Act Local: Relating DNN generalisation and node-level SNR

Paul Norridge
paul.norridge@gmail.com

November 19, 2021

Abstract

The reasons behind good DNN generalisation remain an open question. In this paper we explore the problem by looking at the Signal-to-Noise Ratio of nodes in the network. Starting from information theory principles, it is possible to derive an expression for the SNR of a DNN node output. Using this expression we construct figures-of-merit that quantify how well the weights of a node optimise SNR (or, equivalently, information rate). Applying these figures-of-merit, we give examples indicating that weight sets that promote good SNR performance also exhibit good generalisation. In addition, we are able to identify the qualities of weight sets that exhibit good SNR behaviour and hence promote good generalisation. This leads to a discussion of how these results relate to network training and regularisation. Finally, we identify some ways that these observations can be used in training design.

1 Introduction

Deep neural networks are being used ever more widely for machine learning applications and continue to demonstrate impressive results. However, there still remain aspects of neural network optimisation and performance that cannot be explained fully. In particular, the precise reason why some networks generalise better than others is not always clear [1].

The aim of this paper is to highlight a contributor to DNN performance not typically considered in generalisation discussions: the robustness that the trained network has towards (random) noise and the weight configurations that enhance this. Of course, the effect of noise is primarily an information theory consideration. Following Linsker [2], information theory approaches and, in particular, the *infomax* principle, are frequently applied to DNN analysis and training. These typically focus on mutual information between node inputs and outputs. Instead, in this paper we will consider a related quantity: the Signal-to-Noise Ratio (SNR) of each of the nodes in the network. Linsker derived in [2] an expression for information rate in terms of SNR. We take this as our starting point.

As will be seen, working in terms of SNR has a number of benefits. In particular, we are able to assess in a straightforward way to what extent the weights associated with a node enhance the information rate. We derive two figures-of-merit that respectively (a) measure the deviation of weights from optimal SNR/rate maximisation (effectively assessing them against an *infomax-like* criteria) and (b) measure how much a node enhances SNR compared to its inputs. Once we have these criteria, we are able to two further steps: First, we can test how the SNR properties of the network relate to the generalisation performance; we give we give examples indicating that weight sets that promote good SNR performance also exhibit good generalisation. Surprisingly, this relationship can be demonstrated even though the interactions between nodes in the network are complex and there is no a priori characterisation of what constitutes *signal* as opposed to *noise* on a node output. Second, we can identify the properties of node weights that maximise SNR and, hence, generalisation.

Based on observations about the qualities of an SNR-optimising weight set, we discuss how SNR optimisation relates to other aspects of DNN training and why we expect common regularisation schemes to promote SNR-optimal weights.

Although it is beyond the scope of this paper to go into the details of applications, this is not intended to be a purely abstract study. Consequently, we conclude the discussion by highlighting ways that an SNR perspective can aid network training and use.

2 Related Work

The question of what ensures good generalisation of a DNN is a long-standing question, given renewed impetus by [1]. The investigations into generalisation are extensive, so it is not possible to consider the full range; we focus on those relevant for our discussion. The results in [1] raised the primary question of how we align the generalisation ability of DNNs with the very large capacity. Alongside this were the more general uncertainties over how we explain generalisation and the role of regularisation. There have been a number of studies related to the generalisation/capacity question. One focus has been better bounds for classification and risk [3, 4, 5], with consideration of how generalisation and over-fitting interact with minima sharpness/flatness [6, 7], robustness, weight norms and margins. Bounds have also been considered in stochastic neural networks and via PAC-Bayes analysis [8, 9]. In addition, there have been approaches looking at learning dynamics [10] and Bayesian analysis of SGD [11]. A general assumption in all of these is that over-fitting is the key question, however there is also a suggestion that the significance of the capacity question is reduced by other factors, for example the ‘interpolation regime’ coming from large networks [12] and the global minimum selection [13]. In this paper we focus on the more general question of explaining generalisation and the role of regularisation. Rather than directly addressing the question of capacity and over-fitting, our results come from looking at features of network weights that impact performance beyond straightforward fit to the data. However, even though we come from a different direction, it will be apparent that our discussion is relevant to some of the metrics listed above.

Another approach to characterising generalisation performance has been to look at information theory bounds. As with the work here, these use mutual information or information rate as a starting point. This may be done at network-level [14], or, more commonly, in the context of the learning algorithm rather than a trained network [15, 16, 17]. Again, the assumption behind the majority of these analyses is that minimisation of over-fitting is the dominant issue for generalisation.

The use of mutual information in network training and analysis has a long history, starting with the *infomax* principle proposed by Linsker [2]. *Infomax* has been used directly in DNN training both end-to-end [18] and for training of individual layers (for example, [19, 20]). Mutual information has also been used successfully in the ranked selection of features (see, for example [21]) and for data augmentation [22]. The most successful recent application is in the development of the *Information Bottleneck Principle* [23, 24, 25]. This uses expressions for mutual information between layers both to characterise and as a basis for training.

In order to optimise the applications of mutual information, there are a number of recent steps towards better estimates for mutual information [26, 27]. In contrast to these, the work here avoids more rigorous approaches in favour of estimating how well a given set of weights optimises this quantity.

3 Groundwork

With obvious echoes of the *infomax* principle, the underlying reasoning for considering node-level SNR and SNR-optimising weights can be summarised as:

1. A DNN will perform best when the available (useful) information is exploited to maximum extent.
2. Optimal use of information by the entire network depends on maximising the information preservation of individual nodes.
3. With some assumptions, it is possible to derive a relationship between the output SNR of a node and the maximisation of the information preservation from inputs to output (characterised by the mutual information

or the information rate at the output of the node). So, if we want to optimise the information flow in the network, we should pay attention to the SNR of the individual nodes.

4. It is possible to quantify how well a given set of weights optimises the SNR within the context of a given network and training set. Even though we cannot define a priori the *signal* that a node should generate, we can construct formulae that allow the SNR quality of a post-training weight set to be assessed.

An alternative way to express this is to say that network performance will be better when noise sensitivity is low. And while many weight combinations can fit to a given data set, some weight sets are more sensitive to noise than others.

Here, we start with the node-level characterisation and then provide examples that support the relationship to network performance.

For all of the networks considered here, our building block is the usual node definition

$$g\left(\sum_j w_{ij}x_j + b_i\right) \quad (1)$$

with inputs x_j , weights w_{ij} , bias b_i and activation function $g(\cdot)$.

For the SNR assessment of this node, what is important is the weighted inputs

$$y_i = \sum_j w_{ij}x_j \quad (2)$$

Partitioning the inputs into signal and noise components, this becomes:

$$y_i = \sum_j w_{ij}(s_j + n_j) \quad (3)$$

At this stage, we leave open the question of how we identify the two components.

Following the Shannon's derivations [28], Linsker [2] has shown that if y_i and n_i are Gaussian, maximising the information rate at the output of a node is equivalent to maximisation of an SNR-like expression¹.

For node i in layer m , we express the information rate as

$$R_i^{(m)} = \frac{1}{2} \ln\left(SNR_i^{(m)}\right) \quad (4)$$

with

$$SNR_i^{(m)} = \frac{\text{var}\left(\sum_j w_{ij}s_j\right)}{\text{var}\left(\sum_j w_{ij}n_j\right)} = \frac{\text{var}\left(\sum_j w_{ij}s_j\right)}{\sum_j w_{ij}^2 \text{var}\left(n_j\right)} \quad (5)$$

For the expansion of the noise variance, we have assumed that the noise components from different inputs are statistically independent.

Our intention is to generate a pragmatic characterisation of nodes in a network, so rather than consider the probability distributions of the quantities in a rigorous manner, we rely on the fact that nodes will typically have a large number of inputs and, consequently, equation (5) is a good approximation. All variances (and, later, covariances) are calculated over a batch of samples.

Starting from equation (5), let us look for weights that maximise the expression². Differentiating with respect to the w_{ij} , we find

$$w_{ij} = k_i \cdot \frac{\text{cov}\left(s_j, \sum w_{ij}s_i\right)}{\text{var}\left(n_j\right)} \quad (6)$$

¹A similar expression for SNR derived in a very different – but mathematically equivalent – context can be found in [29].

²It is interesting to note that we can view l_2 regularisation as an alternative route taken from the same starting point. It can be interpreted as a way to minimise the denominator of (5) rather than maximising the total expression.

Where k_i is a constant independent of j and we have implicitly assumed that $\text{var}(n_j) \neq 0$.

To allow us to use this, we make two further pragmatic assumptions. The first is that after convergence, the training process has identified an appropriate ‘signal’ for this node and that signal dominates the node output, so that

$$\text{cov}(s_i, \sum w_{ij}s_j) \approx \text{cov}(x_j, \sum w_{ij}x_i) \quad (7)$$

The second is that the noise is Gaussian with identical variance for each non-zero input sample³.

With a ReLU activation on the input, noise will only contribute when the $x_i > 0$. That is, the noise will have zero variance whenever $x_i < 0$ ⁴. Combining this observation with the above assumption, we make the approximation

$$\text{var}(n_j) \approx a_j \text{var}(n) \quad (8)$$

where $\text{var}(n)$ is the common noise variance of all (non-zero) samples arriving at node i and a_i is the rate of activations of node j of layer $(m - 1)$, calculated as $a_i = p(x_i > 0)$.

Using these assumptions, we can update the expression for optimal weights to

$$w_{ij}^{opt} = k'_i \cdot \frac{\text{cov}(x_i, \sum w_{ij}x_j)}{a_i} \quad (9)$$

We do not expect that nodes will generally meet this condition, but we would like to assess how close a given weight configuration is to ‘optimal’. We can measure this by treating w_{ij} and $\frac{\text{cov}(x_i, \sum w_{ij}x_j)}{a_i}$ as vectors and calculating the inner product between them⁵. This leads to the expression

$$S_i = \frac{\langle \mathbf{w}_i, \mathbf{w}_i^{opt} \rangle}{\|\mathbf{w}_i\| \|\mathbf{w}_i^{opt}\|} = \frac{\sum_i w_{ij} c_j}{\|\mathbf{w}_i\| \|\mathbf{c}\|} \quad (10)$$

where \mathbf{c} is the vector with components $c_i = \frac{\text{cov}(x_i, \sum w_{ij}x_j)}{a_i}$ and \mathbf{w}_i is the vector with components w_{ij} .

In the following we will refer to S_i as the *SNR optimality* and it will act as the basic building block of our analysis.

The following steps will assert that this quantity can be used as a tool for network characterisation. It is surprising that the network-level performance can be so closely related to a characteristic of individual nodes, so we make the argument in stages. First we apply equation (10) to a simple example of a fully connected DNN to show how the node-level SNR optimality varies with generalisation performance. This will give strong indications that SNR considerations are important, but we find that comparisons become harder when applying it to more complex examples. For this reason, we generate a second figure-of-merit, based on S_i , that is more useful generally. This refined figure-of-merit is applied to both fully connected and CNN examples.

Although we focus on the quantitative measures of SNR optimality, we emphasise that the primary goal is to understand better what makes a network successful. That is, the aim is to demonstrate that DNN performance is related to weight configurations that optimise SNR. This in turn demonstrates that information preservation is an important principle for DNN performance, even when it is not used as an explicit optimisation goal.

³Of course, this is hard to justify generically, but is assumed pragmatically. Further we make normalisation choices when implementing that makes this more likely. Not taking this approach complicates the computation significantly and tests suggest it only provides minimal gain.

⁴We observe that when x_i is close to zero the assumption that the noise contribution is either Gaussian or zero will be violated, but this effect is not considered to be significant enough to affect the analysis here.

⁵At this point, we note that there is a close relationship between this condition and PCA. When $a_j = 1 \forall j$, the weight will be optimal if it is an eigenvector of the covariance matrix. See also the observation in [2]

4 SNR optimality applied to MNIST

In order to demonstrate that node-level ‘SNR optimality’ is correlated with the overall performance of a DNN, we first look at a simple example. We repeatedly train a 3-layer, fully-connected network for classification on the MNIST dataset [30, 31], using a variety of different training conditions. Then, using the test set, we compare the SNR optimality for the different trained networks against the accuracy.

Even in a simple network such as this, considering the SNR optimality for every node in the network would be unmanageable. To simplify interpretation, we instead look layer-by-layer and calculate the average SNR optimality across each layer as a whole. In taking this approach we accept that there may be subtleties that are obscured, but we will see that in practice it generates useful results.

Figure 1 shows the results for multiple runs, each using different initial weights and one of the following regularisation schemes: basic SGD (unregularised), L2 regularisation or dropout. For each trained network we calculate $\frac{1}{N} \sum_i S_i$ (summed over all nodes in the layer) and plot the results against the accuracy over the test dataset.

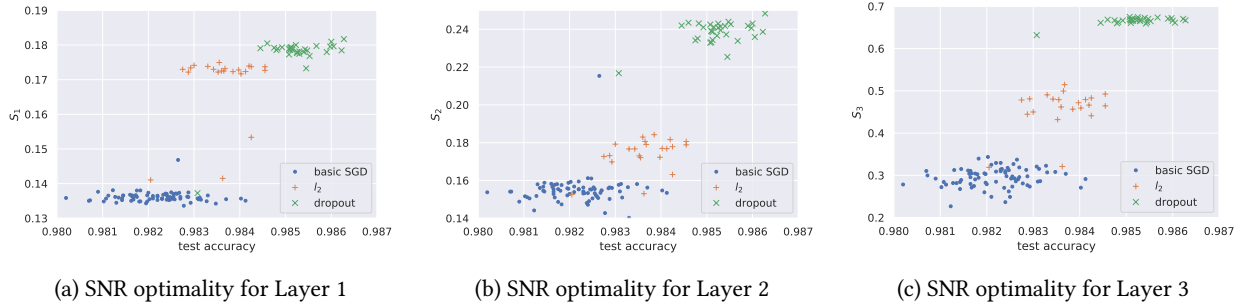


Figure 1: SNR optimality for individual layers, 3-layer DNN applied to MNIST

From these results we can already see a clear relationship between the accuracy and the SNR optimality parameters. For each layer, the more effective regularisation scheme generates the higher SNR optimality. Surprisingly, this can be seen even though we are averaging over a large number of nodes in each case.

Based on these results, we have some encouragement that generalisation performance is related to how well nodes comply with their respective optimal SNR weight configurations. Before applying this to a wider range of training techniques and networks, there are two observations that suggest a need for refinement of our analysis:

- Even in this simple example, we see that the different training schemes do not improve the SNR optimality of each layer in the same way. So, for example, regularisation A might optimise better than regularisation B on layer n , but worse on layer $n - 1$. While the differences are not significant for this example, in more complex cases it may not be clear how to judge between the two.
- As defined, SNR optimality is a measure of deviation from the optimal condition. This is not necessarily a useful quantity if we are comparing the performances of different networks across multiple layers, since deviation from optimality does not translate directly to raw performance. That is, a large deviation from a good optimum is not necessarily worse than a small deviation from a poor optimum. Again, this makes comparison difficult.

5 SNR gain

The above suggests the importance of SNR optimality for a simple case. But for more general cases, we would like to have a quantitative measure that is easier to compare across different cases and, ideally, one that can characterise the SNRs of whole network.

As noted in the previous section, SNR optimality measures deviation from optimal SNR. To enable more direct comparisons, it would be better to have a value that measures how much a given node improves the SNR compared to a minimal performance alternative. This is analogous to the ‘SNR gain’ used in antenna engineering, which compares the SNR at the output of a phased array with that of a reference antenna (see, for example, [32]). We will borrow the terminology.

To be a suitable reference for comparison, the ‘minimal performance alternative’ must provide an output close to the ‘signal’ that emerged from the training process. With this in mind, retain our assumption that $\sum w_{ij}x_j$ can be treated as the ‘signal’ and look for the input that is best correlated with this post-training output of the node. We then calculate a second SNR optimality value, S'_i , using weights that are non-zero only for this input. That is, we fix c_j and then use w'_{ij} defined by

$$w'_{ij} = \begin{cases} \text{sgn}(c_k) & \text{if } j = \text{argmax}_k (|c_k|) \\ 0 & \text{otherwise} \end{cases} \quad (11)$$

For this choice,

$$S'_i = \frac{\sum_j w'_{ij}c_j}{\|\mathbf{w}_i\|\|\mathbf{c}\|} = \frac{\max_i(c_i)}{\|\mathbf{c}\|} \quad (12)$$

We then estimate the *SNR gain* by calculating the ratio of the S_i and S'_i , giving

$$G_i = \frac{S_i}{S'_i} = \frac{\sum_j w_{ij}c_j}{\|\mathbf{w}_i\| \max_j (|c_j|)} \quad (13)$$

As with SNR optimality, we can average the SNR gain to give an expression for a layer in the network. We would like to go further and combine them to give an overall figure-of-merit for the entire network. In this paper, we use the following

$$G^{(m..n)} = \sum_{j=\text{layer } m}^{\text{layer } n} G_j \quad (14)$$

Two comments should be made about (13) and (14): First, we have to be careful when applying G_j to softmax layers, since such layers have an ambiguity with respect to our figures-of-merit and prove to be more variable (see appendices C and B.2). Second, we are not claiming that $G^{(m..n)}$ is generally applicable. It will be seen that it is a valuable expression for the networks discussed here, but it has been selected empirically and does not take into account some subtleties of more general network weight sets. Further work is required to extend this metric to a more general expression.

6 SNR gain applied to MNIST, CIFAR-10

Consider the SNR gain expressions applied to 2 cases: MNIST with a 3-layer fully connected network and CIFAR-10 [33] with a 5-layer CNN. In both cases, we used a number of different training approaches (regularisation, data augmentation, etc.) to ensure a good spread of performances. For each network we calculate G_j for each layer and $G^{(1..n-1)}$. (Due to the *softmax* observation above, we find that looking at $G^{(1..n-1)}$ and G_n separately is more instructive than $G^{(1..n)}$.)

The results are given in figures 2, 3, 4 and 5, with each plotting test accuracy against the G -parameters, plus best-fit lines. Tables 1 and 2 give the r^2 and Spearman coefficients between G parameters and the test accuracy.

For the MNIST case, we see good correlations for the G_1 , G_2 and $G^{(1..2)}$ parameters⁶. For the CIFAR-10 case, we see a more surprising result: while the individual layers show a weak relationship with test accuracy, $G^{(1..4)}$ has a very

⁶Note that there are two outliers, which have high G values. These are the result of training for an extended period with l_2 regularisation applied. This is a common feature. It is associated with a very high activation rate (> 0.9) on the layer 2 output, so we conjecture that it because – from an SNR optimality point-of-view – the distinction between layer 2 & layer 3 breaks down.

clear correlation. In both cases, the correlation between test accuracy and G of the final layer is weaker. As already noted, there is more variability in the final layers, partly due to subtleties of how the softmax ambiguity translates into actual SNR performance (appendix C).

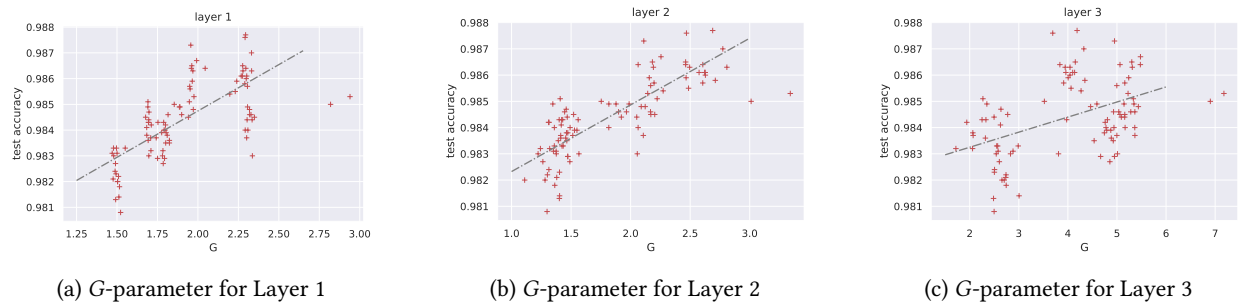


Figure 2: G -parameters for individual layers, 3-layer DNN applied to MNIST

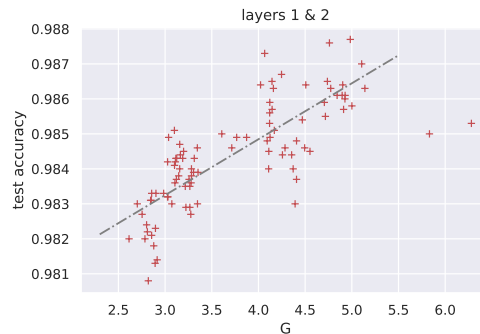


Figure 3: $G^{(1..2)}$ -parameter, 3-layer DNN applied to MNIST

Table 1: Statistical coefficients for G -parameters vs. test accuracy (3-layer DNN applied to MNIST)

		G_1	G_2	G_3	$G^{(1..2)}$
Spearman	r^2	0.501	0.666	0.201	0.641
	ρ	0.700	0.818	0.416	0.799
	p-value	0.000	0.000	0.000	0.000

Note: r^2 calculated with outliers removed

7 Discussion

Based on the above results, there is good evidence that SNR optimality is correlated with DNN generalisation performance. Given the intuition that reduction of noise will improve classification, it seems reasonable to conclude that SNR optimality is a contributing factor to the accuracy. As noted previously, this in turn promotes the idea of a close relationship between the *infomax* principle and generalisation.

By looking at the expression for optimal weights and the figures-of-merit, it is relatively straightforward to identify the properties of a weight set that will optimise SNR: If there are correlated inputs to a node, they should have comparable weighting to give the best noise performance⁷. If we consider that training has led to an appropriate

⁷Note that expressing it this way hints at the relationship between our discussion and the ability of a DNN to find features in underlying

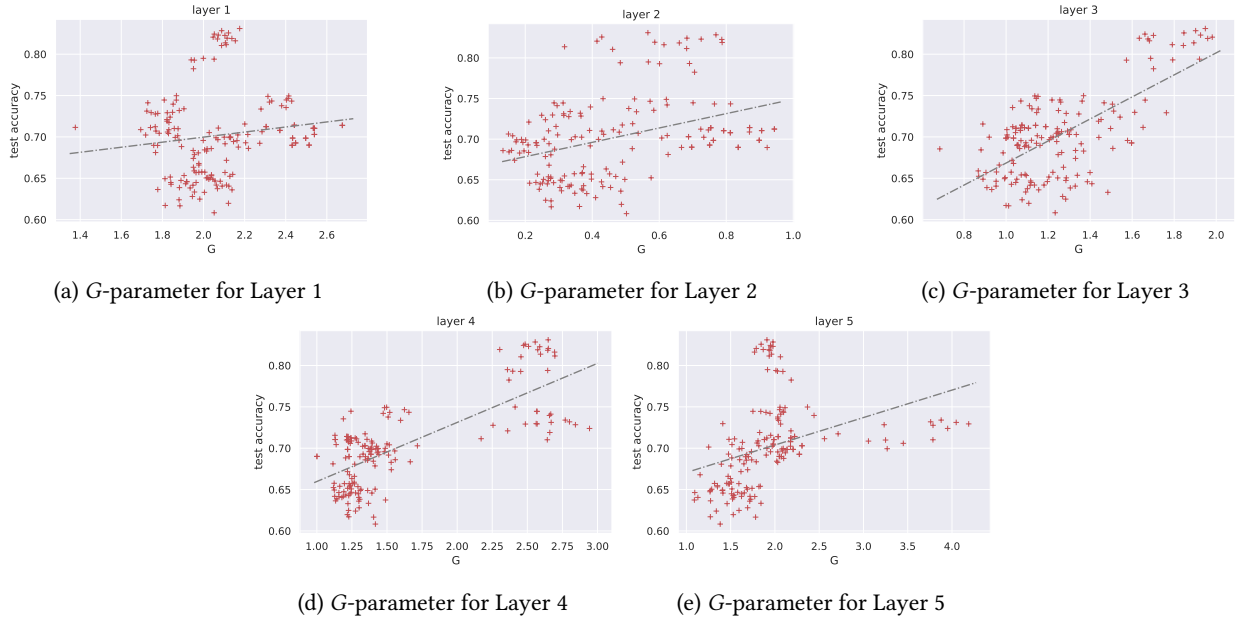


Figure 4: G -parameters for individual layers, 5-layer CNN applied to CIFAR

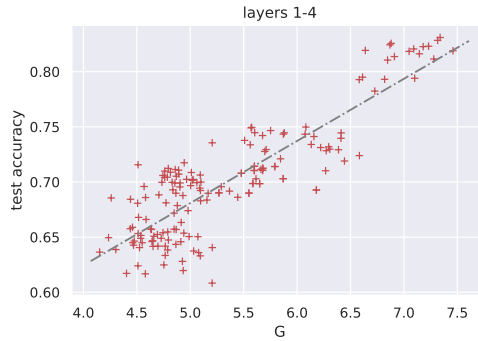


Figure 5: $G^{(1..4)}$ -parameter, 5-layer CNN applied to CIFAR-10

Table 2: Statistical coefficients for G -parameters vs. test accuracy (5-layer CNN applied to CIFAR-10)

		G_1	G_2	G_3	G_4	G_5	$G^{(1..4)}$
Spearman	r^2	0.019	0.137	0.465	0.545	0.132	0.750
	ρ	0.143	0.394	0.480	0.601	0.616	0.790
	p-value	0.065	0.000	0.000	0.000	0.000	0.000

‘signal’ from a node, then this weighting should be high if they are correlated with the ‘signal’ and low otherwise.

The results also indicate that SNR optimality is a consequence of the way the training is implemented – we have seen empirically that different training approaches generate nodes and networks that are more or less sensitive to noise. With an idea of what makes weight sets successful from an SNR perspective, we now consider broader

data. In visual problems, human identifiable features are precisely pixels that are correlated, that is, are frequently active at the same time. So, we are effectively demonstrating that the ability to find visual features is related to generalisability.

training questions: First, how this relates to over-fitting and, second, why regularisation techniques might enhance SNR optimality.

As a preliminary for this discussion and given the above observations, it is useful to have in mind the shape of the error function when there are correlated inputs. Consider an ideal case, where a subset of inputs are perfectly correlated and, hence, interchangeable. In the absence of noise, any linear combination of this subset will contribute identically to the output; the error function minima will consist of a region rather than a point and all points in the region will effectively be equivalent, providing the same results.

From the analysis in section 3, when noise is introduced the points on the region become distinguished since some points will give better performance than others.

Successful training will, in general, find a point on this regional minima. The point may or may not be optimal for SNR. Whether this point *will* be optimal will depend on the exact conditions of the training. Equivalently, the results above imply that generalisation performance will depend on where in the region the parameters are when training stops. (We note the relationship between this point and the learning dynamics discussion in [34]. Once the regional minimum is reached it is slow or impossible to move to better points within the region.)

We can compare this with the frequent assumption that a sub-optimal training result is due to finding a ‘local minimum’. In this case, there may be no ‘local minimum’; the problem is that there is a (possibly global) regional minimum that contains some points with higher noise sensitivity than others.

Of course, as we move away from the ideal we may no longer find inputs that are exactly interchangeable, but this is a useful approximation to have in mind⁸.

7.1 Relationship to over-fitting

We can clarify this further by comparing SNR optimality to over-fitting. Although over-fitting and SNR optimality are both concerned with noise in the data, it is useful to recognise that they are distinct features. Over-fitting is a feature of the training process and the unwanted fitting to the noise in the training data; in contrast, SNR optimality is a feature of the network after training is complete and is concerned with reduced sensitivity to noise.

To illustrate this, consider a hypothetical scenario where the training data for a DNN has no noise, but the test data is noisy. In this case, there is no possibility of over-fitting the network to the training data, at least in the sense it is normally characterised. However, given the discussion here, we see that it is very likely that some weight sets will perform better on post-training data than others, depending on their sensitivity to the test data noise.

In fact, the implicit problem in this idealised example is that the training data is unrepresentative because it is *insufficiently* noisy compared to the overall domain. In effect, we have over-fit to the *lack* of noise.⁹

7.2 Relationship to regularisation methods

The results above already suggests a more complex relationship between generalisation and regularisation than is generally assumed. We have seen empirical indications that regularisation techniques act to improve the SNR optimality of a network. Here we strengthen the connection by outlining the mechanisms that link some common regularisation schemes to improved SNR performance.

⁸We briefly note that the discussion here may shed some light on the debate over the relationship between flat/sharp minima and generalisation performance ([6], [7], [35], [3], [5]).

A consideration of SNR optimality suggests that there will be a relationship between good generalisation and flat minima. We observe that if the nodes on the first layer of a network have a high SNR optimality, then the networks will have regions where the minima are flat (or nearly flat) even if there is a large noise component from other inputs. For low SNR optimality in these nodes, this is no longer guaranteed. This suggests that flat minima and good generalisation will frequently be seen together even if the causal connection is not direct.

The argument here also implies that finding the *right location* on a flat minimum is an important part of the process.

⁹We note that a similar effect will be seen if the training batch is sufficiently large to attenuate random noise contributions to weight updates. This suggests an SNR-based reason for small batch sizes being beneficial. cf [11, 7, 36]

We begin by observing that straightforward SGD provides no guarantees of finding an SNR-optimal solution. Indeed, we expect that it will frequently converge to a solution that is not SNR optimality. We observe that weight updates generated by SGD are highly dependent on other weights in the network and not just on the properties of the input samples themselves. So, two inputs may have correlated samples, but have very different weight updates due to the attenuation or enhancement provided by the rest of the network. In fact, there will often be a ‘success breeds success’ aspect, where strongly weighted inputs of a node are enhanced, even while noise sensitivity would be improved if some of the weakly inputs were also emphasised.

Referring back to the previous section, if we consider the training minima to be a region, SGD will frequently move the model to a point with poor SNR optimality. In contrast, a good regularisation technique will compensate for this and move the solution towards points with high SNR optimality.

The simplest example is l_2 regularisation. Recall that l_2 regularisation adds a term $\sum w_{ij}^2$ to the loss function. The term is typically used as a mechanism ensuring there is no over-fitting, but there is also a very specific advantage for SNR optimality. Goodfellow *et al* [37] note that l_2 regularisation "shrink[s] the weights on features whose covariance with the output target is low..." This alone will improve SNR performance. However, from the discussion here, there is another equally important aspect: it will act to equalise the weights on inputs that are correlated with the output of a node. By attempting to minimise $\sum w_{ij}^2$, we encourage the training process to use as many correlated inputs as it can.

Dropout [38, 39] has a similar effect in balancing weights on correlated inputs. Recall that dropout randomly removes nodes (and associated links) during the training process. When inputs to a node is removed, the weight update will favour other inputs that provide the same information as those that are missing. If a strongly weighted input is removed, other inputs that are correlated, but have weaker weighting, will be enhanced. Conversely, due to the re-scaling used in the dropout algorithm, when weaker links are removed, dominating links will be de-emphasised. Over a number of iterations, weights on inputs carrying correlated information will tend to balance and the SNR optimality will increase.

Regularisation via the addition of noise to training data can be viewed in multiple ways relevant to this discussion. First, Bishop [40] has shown that adding noise is equivalent to l_2 regularisation, so the above discussion can be carried across. Alternatively, we can consider that during training, added noise weakens the ‘success breeds success’ aspect of SGD; due to noise, a useful but under-emphasised path will occasionally have a larger weight update than it might otherwise; as a result the weights of correlated inputs will get closer. Looking at it more abstractly, and referring back to the hypothetical scenario above, we noted that noise-free training data could lead to a potential ‘over-fitting to the lack of noise’. In contrast, increasing the noise in the training data will encourage it to be less sensitive to noise in general. (See also [11].)

Without going into details, we also note that Batch Normalisation [7] also weakens the ‘success breeds success’ aspect of SGD in a way that will act to equalise the weights of correlated inputs.

Although these are by no means rigorous proofs, the ability to identify mechanisms that link regularisation schemes with SNR optimality gives weight to our proposal that SNR considerations are related to generalisation performance.

7.3 Applications

Although the aim of this paper is to demonstrate SNR optimality is an important factor for generalisation performance, we note that this is not simply an abstract discussion; SNR optimality has potential as a tool in DNN development. As examples, initial investigations have show that it can be used for the following:

- **New regularisation approaches:** By understanding the way regularisation affects node-level SNR optimality, we can derive alternative regularisation techniques that focus on this aspect.
- **Selecting regularisation combinations:** We have already noted that different regularisation schemes are more beneficial to some layers in a network than others. By looking from an SNR optimality perspective, we can begin to identify how a regularisation scheme functions at the level of individual layers. This opens the possibility of adjusting or combining regularisation schemes to compensate for weaknesses. For example,

experiments have shown that we can improve performance of a training scheme by selectively applying dropout to layers that had poor SNR optimality.

- **Node and link thinning:** By looking at the SNR optimality and identifying inputs that have weak correlations, we have an alternative metric to guide thinning of a network. We find that this gives us a productive criteria for removing superfluous inputs or nodes with negligible impact on overall performance.

8 Conclusion

We have demonstrated that for a trained DNN, there is a correlation between the SNR optimality of nodes and the generalisation performance of the network. Networks that are equally well trained for a given the dataset may exhibit better or worse generalisation depending on the detailed weight choices at node-level (even in the absence of over-fitting). This gives added weight to the the *infomax* principle and the idea that quality of information flow through a network impacts performance. It also emphasises the connection between the ability to extract features (characterised by correlated inputs) and generalisation.

Looking at SNR optimality provides an alternative perspective on DNN configuration and performance. It opens up ways to discuss the properties of individual layers in a network and gives a different view on the benefits of regularisation and other training enhancements. The results here also have value beyond addressing theoretical questions; we have outlined ways that they can be used to guide DNN training and post-processing.

We suggest that this work goes some way to addressing the observations in [1]. As noted there, *[w]hile explicit regularizers like dropout and weight-decay may not be essential for generalization, it is certainly the case that not all models that fit the training data well generalize well*. We have shown that there is a characteristic of DNNs that distinguishes between different models that fit the same training set. This characteristic can be enhanced by common regularisation techniques, but they are not a necessary condition for achieving this; many other factors can also push the network configuration to have good SNR optimality.

Acknowledgments The author is grateful to Chiyuan Zhang for taking time to read earlier versions of this work. This work also benefited from discussions with Satwinder Chana on the importance of G/T in Phased Array Antennas and from the availability of Google Colaboratory.

References

- [1] Chiyuan Zhang et al. “Understanding deep learning requires rethinking generalization”. In: *arXiv e-prints*, arXiv:1611.03530 (Nov. 2016). arXiv: [1611.03530 \[cs.LG\]](#).
- [2] R. Linsker. “Self-organization in a perceptual network”. In: *Computer* 21.3 (Mar. 1988), pp. 105–117.
- [3] Behnam Neyshabur et al. “Exploring Generalization in Deep Learning”. In: *Proceedings of the 31st International Conference on Neural Information Processing Systems*. NIPS’17. Long Beach, California, USA: Curran Associates Inc., 2017, pp. 5949–5958.
- [4] Tengyuan Liang et al. “Fisher-Rao Metric, Geometry, and Complexity of Neural Networks”. In: *arXiv e-prints*, arXiv:1711.01530 (Nov. 2017), arXiv:1711.01530. arXiv: [1711.01530 \[cs.LG\]](#).
- [5] Kenji Kawaguchi, Leslie Pack Kaelbling, and Yoshua Bengio. “Generalization in Deep Learning”. In: *arXiv e-prints*, arXiv:1710.05468 (Oct. 2017), arXiv:1710.05468. arXiv: [1710.05468 \[stat.ML\]](#).
- [6] Sepp Hochreiter and Jürgen Schmidhuber. “Flat Minima”. In: *Neural Computation* 9.1 (Jan. 1997), pp. 1–42.
- [7] Nitish Shirish Keskar et al. “On Large-Batch Training for Deep Learning: Generalization Gap and Sharp Minima”. In: *arXiv e-prints*, arXiv:1609.04836 (Sept. 2016). arXiv: [1609.04836 \[cs.LG\]](#).
- [8] Wenda Zhou et al. “Non-Vacuous Generalization Bounds at the ImageNet Scale: A PAC-Bayesian Compression Approach”. In: *arXiv e-prints*, arXiv:1804.05862 (Apr. 2018), arXiv:1804.05862. arXiv: [1804.05862 \[stat.ML\]](#).

- [9] Gintare Karolina Dziugaite and Daniel M. Roy. “Computing Nonvacuous Generalization Bounds for Deep (Stochastic) Neural Networks with Many More Parameters than Training Data”. In: *arXiv e-prints*, arXiv:1703.11008 (Mar. 2017), arXiv:1703.11008. arXiv: [1703.11008 \[cs.LG\]](#).
- [10] Tomaso Poggio et al. “Theory IIIb: Generalization in Deep Networks”. In: *arXiv e-prints*, arXiv:1806.11379 (June 2018), arXiv:1806.11379. arXiv: [1806.11379 \[cs.LG\]](#).
- [11] Samuel L. Smith and Quoc V. Le. “A Bayesian Perspective on Generalization and Stochastic Gradient Descent”. In: *arXiv e-prints*, arXiv:1710.06451 (Oct. 2017), arXiv:1710.06451. arXiv: [1710.06451 \[cs.LG\]](#).
- [12] Mikhail Belkin et al. “Reconciling modern machine learning practice and the bias-variance trade-off”. In: *arXiv e-prints*, arXiv:1812.11118 (Dec. 2018), arXiv:1812.11118. arXiv: [1812.11118 \[stat.ML\]](#).
- [13] Navid Azizan, Sahin Lale, and Babak Hassibi. “Stochastic Mirror Descent on Overparameterized Nonlinear Models: Convergence, Implicit Regularization, and Generalization”. In: *arXiv e-prints*, arXiv:1906.03830 (June 2019), arXiv:1906.03830. arXiv: [1906.03830 \[cs.LG\]](#).
- [14] Jingwei Zhang, Tongliang Liu, and Dacheng Tao. “An Information-Theoretic View for Deep Learning”. In: *arXiv e-prints*, arXiv:1804.09060 (Apr. 2018), arXiv:1804.09060. arXiv: [1804.09060 \[stat.ML\]](#).
- [15] Amir R. Asadi, Emmanuel Abbe, and Sergio Verdú. “Chaining Mutual Information and Tightening Generalization Bounds”. In: *arXiv e-prints*, arXiv:1806.03803 (June 2018), arXiv:1806.03803. arXiv: [1806.03803 \[cs.LG\]](#).
- [16] Yuheng Bu, Shaofeng Zou, and Venugopal V. Veeravalli. “Tightening Mutual Information Based Bounds on Generalization Error”. In: *arXiv e-prints*, arXiv:1901.04609 (Jan. 2019), arXiv:1901.04609. arXiv: [1901.04609 \[cs.LG\]](#).
- [17] Aolin Xu and Maxim Raginsky. “Information-theoretic analysis of generalization capability of learning algorithms”. In: *ArXiv abs/1705.07809* (2017).
- [18] Sindy Löwe, Peter O’Connor, and Bastiaan S. Veeling. “Putting An End to End-to-End: Gradient-Isolated Learning of Representations”. In: *arXiv e-prints*, arXiv:1905.11786 (May 2019), arXiv:1905.11786. arXiv: [1905.11786 \[cs.LG\]](#).
- [19] Aaron van den Oord, Yazhe Li, and Oriol Vinyals. “Representation Learning with Contrastive Predictive Coding”. In: *arXiv e-prints*, arXiv:1807.03748 (July 2018), arXiv:1807.03748. arXiv: [1807.03748 \[cs.LG\]](#).
- [20] R Devon Hjelm et al. “Learning deep representations by mutual information estimation and maximization”. In: *International Conference on Learning Representations*. 2019.
- [21] Gavin Brown. “A New Perspective for Information Theoretic Feature Selection”. In: *AISTATS*. 2009.
- [22] Weihua Hu et al. “Learning Discrete Representations via Information Maximizing Self-Augmented Training”. In: *Proceedings of the 34th International Conference on Machine Learning - Volume 70*. ICML’17. Sydney, NSW, Australia: JMLR.org, 2017, pp. 1558–1567.
- [23] Naftali Tishby and Noga Zaslavsky. “Deep Learning and the Information Bottleneck Principle”. In: *arXiv e-prints*, arXiv:1503.02406 (Mar. 2015), arXiv:1503.02406. arXiv: [1503.02406 \[cs.LG\]](#).
- [24] Hassan Hafez-Kolahi and Shohreh Kasaei. “Information Bottleneck and its Applications in Deep Learning”. In: *arXiv e-prints*, arXiv:1904.03743 (Apr. 2019), arXiv:1904.03743. arXiv: [1904.03743 \[cs.LG\]](#).
- [25] Adar Elad et al. *The effectiveness of layer-by-layer training using the information bottleneck principle*. 2019.
- [26] Ben Poole et al. “On Variational Bounds of Mutual Information”. In: *arXiv e-prints*, arXiv:1905.06922 (May 2019), arXiv:1905.06922. arXiv: [1905.06922 \[cs.LG\]](#).
- [27] Marylou Gabrié et al. “Entropy and mutual information in models of deep neural networks”. In: *Journal of Statistical Mechanics: Theory and Experiment* 12.12 (Dec. 2019), p. 124014. arXiv: [1805.09785 \[cs.LG\]](#).
- [28] C. E. Shannon. “A Mathematical Theory of Communication”. In: *Bell System Technical Journal* 27.3 (1948), pp. 379–423. eprint: <https://onlinelibrary.wiley.com/doi/pdf/10.1002/j.1538-7305.1948.tb01338.x>.
- [29] J. J. Lee. “G/T and noise figure of active array antennas”. In: *IEEE Transactions on Antennas and Propagation* 41.2 (Feb. 1993), pp. 241–244.
- [30] Y. Lecun et al. “Gradient-based learning applied to document recognition”. In: *Proceedings of the IEEE* 86.11 (1998), pp. 2278–2324.
- [31] Yann LeCun, Corinna Cortes, and CJ Burges. “MNIST handwritten digit database”. In: *ATT Labs [Online]*. Available: <http://yann.lecun.com/exdb/mnist> 2 (2010).
- [32] Karl F. Warnick et al. “Figures of Merit for Active Receiving Arrays”. In: *Phased Arrays for Radio Astronomy, Remote Sensing, and Satellite Communications*. EuMA High Frequency Technologies Series. Cambridge University Press, 2018, pp. 179–220.

- [33] Alex Krizhevsky and Geoffrey Hinton. *Learning multiple layers of features from tiny images*. Tech. rep. Department of Computer Science, University of Toronto, 2009.
- [34] Søren Halkjær and Ole Winther. “The Effect of Correlated Input Data on the Dynamics of Learning”. In: *NIPS*. 1996.
- [35] Laurent Dinh et al. “Sharp Minima Can Generalize For Deep Nets”. In: *arXiv e-prints*, arXiv:1703.04933 (Mar. 2017). arXiv: [1703.04933 \[cs.LG\]](#).
- [36] Yann LeCun et al. “Efficient BackProp”. In: *Neural Networks: Tricks of the Trade, This Book is an Outgrowth of a 1996 NIPS Workshop*. Berlin, Heidelberg: Springer-Verlag, 1998, pp. 9–50.
- [37] Ian Goodfellow, Yoshua Bengio, and Aaron Courville. *Deep Learning*. 2016.
- [38] Nitish Srivastava et al. “Dropout: A simple way to prevent neural networks from overfitting”. In: *The Journal of Machine Learning Research* (), p. 2014.
- [39] Geoffrey E. Hinton et al. “Improving neural networks by preventing co-adaptation of feature detectors”. In: (July 2012). arXiv: [1207.0580v1 \[cs.NE\]](#).
- [40] Chris M. Bishop. “Training with Noise is Equivalent to Tikhonov Regularization”. In: *Neural Comput.* 7.1 (Jan. 1995), pp. 108–116.
- [41] Martín Abadi et al. *TensorFlow: Large-Scale Machine Learning on Heterogeneous Systems*. Software available from tensorflow.org. 2015.
- [42] Diederik P. Kingma and Jimmy Ba. “Adam: A Method for Stochastic Optimization”. In: *arXiv e-prints*, arXiv:1412.6980 (Dec. 2014), arXiv:1412.6980. arXiv: [1412.6980 \[cs.LG\]](#).

A Details on experiment setup

A.1 Networks

In the work here, we used two of the simple networks typically provided as introductory examples to classification (e.g. in the TENSORFLOW [41] documentation). Using these had a number of advantages: First, they are quick to train, so a large number of results could be generated easily. Second, a number of different training approaches can easily be implemented to obtain a good range of generalisation performances. Third, the typical performance is not *too* good, so that the variations are clear. Fourth, the SNR optimality calculations have low computational cost and the small number of layers aids interpretation.

The networks used are

- MNIST: Three fully connected layers with 1024, 1000 and 10 nodes respectively.
- CIFAR-10: Two convolutional layers with max pooling, each with 64 5x5 kernels per channel. Three fully connected layers with 1000, 500 and 10 nodes respectively.

All nodes have ReLU activation applied, except the those in the last layer, which feed a softmax function.

In order to get a good spread of results, the training options included unregularised SGD, l_2 , dropout and basic test set transformations. Additional regularisation methods inspired by SNR optimality considerations were also included but detailed descriptions will be addressed elsewhere.

Weight updates were limited to the form $\Delta w \sim \epsilon \frac{\partial f}{\partial w}$, with fixed ϵ (see also B.2).

B Further points on SNR optimality and SNR gain

B.1 Implementation

For readers wishing to replicate the approach described here, we note some details in application.

- In deriving the formulae there is an implicit assumption that the inputs are scaled such that the noise has the same variance on each input. It is possible that weighting earlier in the network will lead to the noise of each input being scaled by different amounts. Before calculating the SNR optimality we should compensate for this to get a meaningful result. Strictly, we should estimate the noise levels by calculating the cumulative weightings back to the network inputs and scale the inputs appropriately before calculating the SNR optimality. However, this is computationally expensive. We find that, in practice, a short-cut can be taken: we assume that we can simply scale each input according to its maximum value across the whole batch, $x_j \rightarrow \frac{x_j}{\max_{\text{batch}}(x_j)}$.
- Frequently, the results are more informative if we remove from the SNR calculations inputs that have very low levels over all samples. These do not contribute significantly to the final output of the DNN and the low signal means that the associated weights will see little or no change during training.
- When calculating the mean G , we have weighted the result for each node using an estimate of the proportion of time it is active over the test batch. This guards against including spurious contributions from nodes that never used. In the majority of cases the difference between unweighted and weighted means is small.

B.2 Limitations

In the main text, we noted that $G^{(m..n)}$ should not be considered generally applicable. There are two cases that make this clear: First, we recall that we see some outlying points related to long training times with an strongly-weighted

l_2 regularisation. As noted in the main text, it is associated with a very high activation rate (>0.9) on the inputs, so we conjecture that it is because the distinction between layers breaks down.

In addition, if a node has two sets of mutually exclusive inputs (that is, inputs that are never activated simultaneously) and these are weighted similarly, G_j will be larger than for a node that responds only to one of the sets. However, the underlying SNR performance is the same in both cases. It is likely that this is some of the reason for large variability on the final layers since these will frequently be combining mutually exclusive signals associated with the same labels. There is initial evidence that this type of structure may also arise from weight updates beyond the static $\Delta w \sim \epsilon \frac{\partial f}{\partial w}$ (such as Adam [42]). This is a subject for future study.

B.3 Generalisation to non-ReLU activations

In the above derivations, we assumed ReLU activations on the inputs. We briefly note here the alternation that must be made for the more general case.

We denote the activation functions on layer $(m - 1)$ by g_j and we explicitly identify $x_j = s_j + n_j$ to be the samples from layer $(m - 1)$ before the activation function is applied. So the inputs to layer m will be $g_j(x_j)$. If the noise is sufficiently small then we can expand this as $g_j(x_j) \approx g_j(s_j) + g'_j(s_j)n_j$.

This leads to an expression for SNR of the form

$$SNR_i^{(m)} = \frac{\text{var}(\sum_j w_{ij} g_j(s_j))}{\sum_j (g'_j(s_j))^2 \text{var}(w_{ij} n_j)} \approx \frac{\text{var}(\sum_j w_{ij} g_j(x_j))}{\sum_j (g'_j(x_j))^2 \text{var}(w_{ij} n_j)} \quad (15)$$

From this starting point an alternative expression for optimal weights can be derived for the specific case.

C Softmax layers

Softmax layers must be treated carefully in this analysis. Recall that softmax is based on the formula

$$\sigma(\mathbf{W}\mathbf{x})_i = \frac{e^{W_{ik}x_k}}{\sum_j e^{W_{jk}x_k}} \quad (16)$$

Due to cancellations between factors, this is invariant under transformations of the form

$$W_{ik} \longrightarrow W_{ik} + c_k \quad (17)$$

However, this transformation has a non-trivial impact on the SNR optimality figure-of-merit. In particular, large offsets common to all weights will generate an artificially high estimate for SNR optimality that is not justified by the actual softmax calculation.

In order to minimise the impact of this on our calculations, we explicitly apply the above transformation using the mean values over the first index.

$$W_{ik} \longrightarrow W_{ik} - \frac{1}{n} \sum_{i=1}^n W_{ik} c_k \quad (18)$$

where n is the number of nodes in the softmax layer. This proves to be a partial fix, but further work is required to assess in detail how the interaction between nodes enforced by softmax impacts the SNR behaviour.