

6DoF Object Pose Estimation via Differentiable Proxy Voting Loss

Xin Yu^{1,*}, Zheyu Zhuang¹, Piotr Koniusz^{2,1}, Hongdong Li¹

¹Australian National University, ²Data61, CSIRO, Australia

Abstract

Estimating a 6DOF object pose from a single image is very challenging due to occlusions or textureless appearances. Vector-field based keypoint voting has demonstrated its effectiveness and superiority on tackling those issues. However, direct regression of vector-fields neglects that the distances between pixels and keypoints also affect the deviations of hypotheses dramatically. In other words, small errors in direction vectors may generate severely deviated hypotheses when pixels are far away from a keypoint. In this paper, we aim to reduce such errors by incorporating the distances between pixels and keypoints into our objective. To this end, we develop a simple yet effective differentiable proxy voting loss (DPVL) which mimics the hypothesis selection in the voting procedure. By exploiting our voting loss, we are able to train our network in an end-to-end manner. Experiments on widely used datasets, *i.e.*, LINEMOD and Occlusion LINEMOD, manifest that our DPVL improves pose estimation performance significantly and speeds up the training convergence.

1 Introduction

The goal of object pose estimation is to attain objects' orientations and translations relative to a camera, and it also plays a key role in many applications, such as robotic picking and virtual reality. Regarding an object may undergo severe occlusions, different lighting conditions or cluttered backgrounds, estimating its pose, including 3D orientations and 3D translations, from an RGB image is quite difficult but has attracted great attention recently.

Conventional pose estimation methods exploit hand-crafted features to establish the correspondences between an input image and a 3D model, and then estimate an object pose. However, hand-crafted features are often not robust to variations, such as different lighting conditions, cluttered

*Please respect authors' efforts by not borrowing/plagiarizing bits/pieces of this work for your own gain (we will vigorously pursue dishonest authors). If you find anything inspiring in this work, be kind enough to cite it.

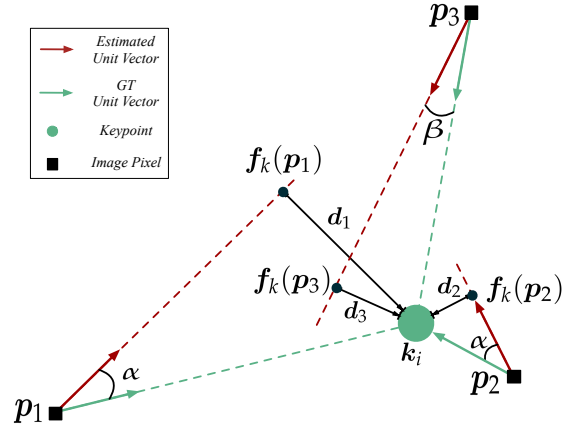


Figure 1: Illustration of our presented Differentiable Proxy Voting Loss (DPVL). Provided that the estimation errors of direction vectors are the same (*e.g.*, α), the distance between a pixel and a keypoint affects the closeness between a hypothesis and the keypoint. DPVL minimizes the distance d_* between a proxy hypothesis $f_k(p_*)$ and a keypoint k_i to achieve accurate hypotheses for keypoint voting.

background and occlusions. As a result, they may fail to estimate poses accurately or even localize objects in cluttered backgrounds. Thus, discriminative feature representations are highly desirable to account for those variations.

Benefiting from powerful feature representations of deep neural networks, deep learning based object pose estimation methods have been proposed recently [Xiang *et al.*, 2017; Kehl *et al.*, 2017; Peng *et al.*, 2019]. Several methods leverage large training data to regress object poses or coordinates directly from input images [Kehl *et al.*, 2017; Tekin *et al.*, 2018; Kiru *et al.*, 2019; Zhigang *et al.*, 2019; Zakharov *et al.*, 2019]. Due to severe occlusions, the predicted poses or object coordinates may be inaccurate. To increase the robustness to occlusions, voting strategies are employed to localize feature keypoints or coordinates [Xiang *et al.*, 2017; Hu *et al.*, 2019; Peng *et al.*, 2019]. Specifically, a keypoint is localized by a hypothesis with the highest vote from a vector field. In this manner, invisible keypoints can be even inferred from visible pixels. Considering some pixels are far away from a keypoint and their direction vectors exhibit small errors, previous methods may generate hypothe-

ses with large deviations from the keypoint. As illustrated in Fig. 1, a smaller error β leads to a larger deviation d_3 compared to d_2 resulted from a larger error α .

In this paper, we propose a proxy voting loss to achieve accurate vector-field representations, where the distances between pixels and keypoints are taken into account to reduce hypothesis deviations caused by inaccurate direction vectors. Since sampling and inlier searching are involved in voting procedures, such as RANSAC [Fischler and Bolles, 1981], they are often indifferentiable. Therefore, it is difficult to exploit the voted keypoints and their ground-truth counterparts as supervision to train networks in an end-to-end fashion.

Instead of using voted keypoints in training, we develop a proxy hypothesis for each pixel to approximate the deviated distance between a voted keypoint (*i.e.*, a hypothesis with the highest vote) and its ground-truth. To be specific, we employ the foot of perpendicular through a ground-truth keypoint with respect to a line generated by a pixel and its estimated direction vector as our proxy hypothesis. In this way, each pixel produces an approximated hypothesis with respect to a ground-truth keypoint. Note that, calculating the foot of perpendicular for a keypoint is differentiable and the distance between a keypoint and a proxy hypothesis takes into account the estimated direction vector of a pixel as well as its distance to the keypoint. By enforcing a proxy hypothesis to be close to its corresponding keypoint, we can achieve accurate vector-field representations by training our network in an end to end manner. By doing so, we reduce the deviations of hypotheses and thus estimate keypoints accurately with higher probability. Experiments on widely-used standard datasets also demonstrate that our proposed loss not only improves the pose estimation performance significantly compared with state-of-the-art RGB based pose estimation methods but also accelerates the training convergence.

2 Related Work

In this section, we briefly review a single RGB image based 6DoF pose estimation approaches.

Traditional methods: Conventional object pose estimation methods mainly leverage on the local feature/keypoint matching. The extracted local feature descriptors from 2D images, such as SIFT [Lowe, 2004], need to be robust to viewpoint, illumination, rotation and scale variations. After associating the extracted local features with points on a 3D model, the object poses are solved via a Perspective-n-Point (PnP) problem [Lepetit *et al.*, 2009]. However, these methods can only tackle textured objects, where local features are detectable. Other than local features, image templates [Hinterstoisser *et al.*, 2011b; Gu and Ren, 2010; Rios-Cabrera and Tuytelaars, 2013; Zhu *et al.*, 2014], and image edges [Hinterstoisser *et al.*, 2011a; Liu *et al.*, 2010] are also exploited for pose estimation.

Deep model based methods: Due to the powerful feature representation ability of deep neural networks, deep learning based methods have demonstrated impressive results on object pose estimation [Kehl *et al.*, 2017; Xiang *et al.*, 2017; Peng *et al.*, 2019].

Some methods, such as Viewpoints and Keypoints [Tulsiani and Malik, 2015] and Render for CNN [Su *et al.*, 2015], formulate the 3D pose estimation as a classification task by discretizing the pose space and then assigning objects with discrete pose labels. Motivated by the state-of-the-art image detection methods [Liu *et al.*, 2016; Ren *et al.*, 2015], pose estimation approaches are designed to localize objects while predicting their viewpoints based on the estimation of 3D bounding-boxes [Kehl *et al.*, 2017; Rad and Lepetit, 2017; Tekin *et al.*, 2018], features of interest [Xiang *et al.*, 2017; Peng *et al.*, 2019] or coordinate maps [Zakharov *et al.*, 2019; Wang *et al.*, 2019; Kiru *et al.*, 2019]. SSD6D [Kehl *et al.*, 2017] extends the ideas of 2D object detection and classifies localized objects with discrete poses while YOLO6D [Tekin *et al.*, 2018] regresses 3D bounding-boxes of objects. BB8 [Rad and Lepetit, 2017] firstly generates 2D segmentation masks for objects and predicts 3D bounding-boxes from the 2D masks. CPDN [Zhigang *et al.*, 2019], DPOD [Zakharov *et al.*, 2019] and Pix2Pose [Kiru *et al.*, 2019] regress the 2D/3D coordinates of 3D object models in images. Object poses are estimated by PnP after obtaining 2D-3D correspondences.

Regarding directly regressing the 2D projections of 3D points is not reliable, PoseCNN [Xiang *et al.*, 2017] firstly estimates a vector-field pointing to an object center from object pixels and then employs Hough voting to determine the center. The translations and rotations of the object is regressed subsequently by a subnetwork. Rather than only estimating a centroid, PVNet [Peng *et al.*, 2019] votes several features of interest, while the work [Hu *et al.*, 2019] votes the corners of a 3D bounding-box from each segmentation grid. Due to the voting strategy, the locations of estimated 2D projections are more robust to occlusions. However, small errors in a direction vector field may lead to large deviations of hypotheses.

Pose refinement: Depth images are used to refine estimated poses. For instance, PoseCNN employs the depth information and Iterative Closest Point (ICP) [Besl and McKay, 1992] to refine the estimated poses. Meanwhile, DeepIM [Li *et al.*, 2018] and DPOD [Zakharov *et al.*, 2019] exploit optical flow to modify initial pose estimation by minimizing the differences between the object appearance and the 2D projection of the 3D model. Note that, those methods are effective when initial poses are close to their ground-truths. Therefore, generating accurate initial poses also plays a key role in the pose refinement pipeline.

3 Proposed Method

In this paper, we focus on obtaining accurate initial pose estimation. In particular, our method is designed to localize and estimate the orientations and translations of an object accurately without any refinement. The object pose is represented by a rigid transformation $(\mathcal{R}, \mathbf{t})$ from the object coordinate system to the camera coordinate system, where \mathcal{R} and \mathbf{t} indicate 3D rotation and translation, respectively.

Since voting based methods [Xiang *et al.*, 2017; Peng *et al.*, 2019] have demonstrated their robustness to occlusions and view changes, we therefore follow the voting based pose estimation pipeline. Specifically, our method firstly votes 2D

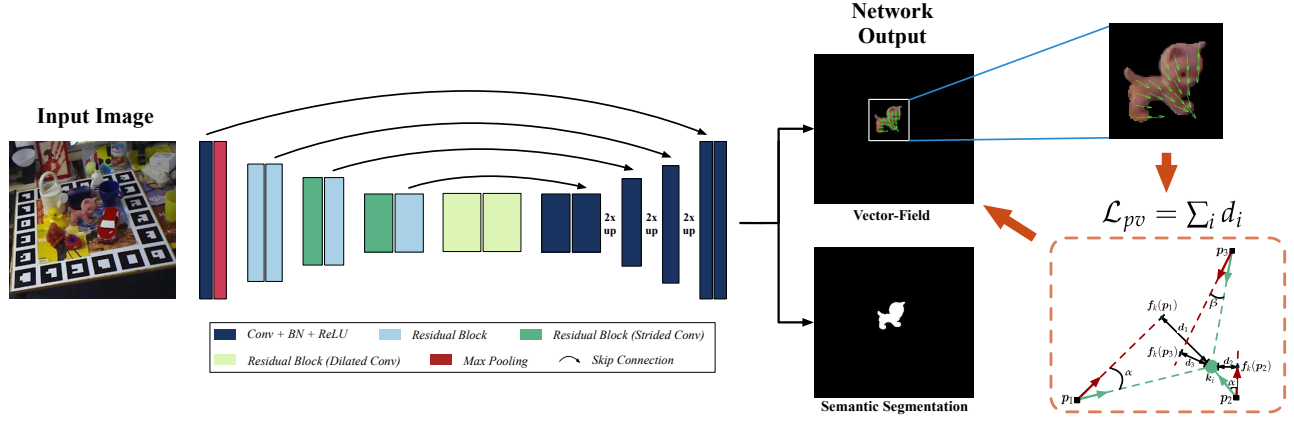


Figure 2: Illustration of our pipeline. Here, we only highlight our proposed differentiable proxy voting loss (DPVL). For simplicity, the vector-field regression loss and segmentation loss are omitted.

positions of the object keypoints from the vector-fields (as illustrated by the green arrows in Fig. 2) and then estimates the 6DOF pose by solving a PnP problem. Prior works regress pixel-wise vector-fields by an ℓ_1 loss. However, small errors in the vector-fields may lead to large deviation errors of hypotheses because the loss does not take the distance between a pixel and a keypoint into account. Therefore, we present a differentiable proxy voting loss (DPVL) to reduce such errors by mimicking the hypothesis selection in the voting procedure. Furthermore, benefiting from our DPVL, our network is able to converge much faster.

3.1 Vector-fields of keypoints

In order to estimate object poses, we firstly localize 2D keypoints of a given object. Regarding the sizes of objects vary significantly, we opt to estimate a vector-field for each keypoint instead of predicting their keypoint positions from images. The vector-field is composed of unit direction vectors pointing from a pixel to a certain keypoint. Different from feature keypoints extracted from image local patches, our direction vectors are estimated by a deep neural network with a larger receptive field covering a large portion of objects. In this manner, even though a keypoint is not visible, it is able to be deduced from the visible parts of an object.

Motivated by the works [Xiang *et al.*, 2017; Peng *et al.*, 2019], our network simultaneously outputs a segmentation mask for an object and keypoint vector-fields, as shown in Fig. 2. Specifically, if a pixel p belongs to an object, its segmentation mask will be assigned to 1. Otherwise, its segmentation mask is assigned to 0. A unit direction vector $u_k(p)$ pointing from a pixel p to a keypoint k is expressed as $u_k(p) = (k - p) / \|k - p\|_2$.

3.2 Differentiable proxy voting loss

Given an image \mathcal{I} and the keypoint locations of an object $K = \{k_i\}, i = 1, \dots, N$,¹ where N represents the number of the chosen keypoints, the ground-truth keypoint vector-fields are easily derived while the estimated vector-fields are

generated from our network. Then, the smooth ℓ_1 loss [Girshick, 2015] is employed to regress the ground-truth direction vectors as:

$$\mathcal{L}_{vf} = \sum_{k \in K} \sum_{p \in \mathcal{M}} \ell_1(\|u_k(p) - v_k(p)\|_1), \quad (1)$$

$$\ell_1(a) = 0.5a^2\mathbb{I}(|a| < 1) + (|a| - 0.5)\mathbb{I}(|a| \geq 1),$$

where $v_k(p)$ represents an estimated unit direction vector, \mathcal{M} indicates an object mask, $\mathbb{I}(\cdot)$ is an indicator function and a represents a scalar variable.

As aforementioned, small errors in the estimated unit direction vectors may lead to large deviations of hypotheses (as illustrated by d_2 and d_3 in Fig. 1), and unconcentrated hypotheses will result in inaccurate keypoints, thus decreasing the performance of pose estimation. Unlike previous works, we take the distributions of hypotheses into account and enforce all the hypotheses to be close to the ground-truth keypoints. Assuming an object contains M pixels, there will be $M(M - 1)$ hypotheses. Although there is a closed-form solution to obtaining a hypothesis given two direction vectors from two pixels, calculating all the hypotheses leads to inefficient training of deep networks especially when the resolution of an object is very large.

Since the distance between a keypoint and a point on a line is not upper-bounded but lower-bounded, we opt to use the foot of the perpendicular through a keypoint with respect to a line specified from a direction vector of a pixel p to approximate a hypothesis. Note that, the distance d (in Fig. 2) is the lower bound distance between a keypoint and a line. By doing so, we only need to compute M perpendiculars rather than $M(M - 1)$ hypotheses, significantly reducing computations. More importantly, the distance between a keypoint k and its corresponding foot of the perpendicular $f_k(p)$ with respect to the direction vector $v_k(p)$ of pixel p has a close-form solution and is also differentiable. Therefore, we minimize the distance, as our differentiable proxy voting loss (DPVL) \mathcal{L}_{pv} , to force the proxy hypotheses to be close to the

¹For notational convenience, we will drop the subscript i in k_i .

keypoint as follows:

$$\begin{aligned}\mathcal{L}_{pv} &= \sum_{k \in K} \sum_{p \in \mathcal{M}} \ell_1(\|\mathbf{k} - \mathbf{f}_k(\mathbf{p})\|_1) \\ &= \sum_{k \in K} \sum_{p \in \mathcal{M}} \ell_1 \left(\frac{|v_k^y k^x - v_k^x k^y + v_k^x p^y - v_k^y p^x|}{\sqrt{(v_k^x)^2 + (v_k^y)^2}} \right),\end{aligned}\quad (2)$$

where $\mathbf{v}_k(\mathbf{p}) = (v_k^x, v_k^y)$, $\mathbf{p} = (p^x, p^y)$, $\mathbf{k} = (k^x, k^y)$ and the superscripts x, y represent horizontal and vertical coordinates respectively. Since $\mathbf{v}_k(\mathbf{p})$ is directly estimated from our network and it might not be a unit vector, there is a normalization operation in Eqn. (2). Our developed loss \mathcal{L}_{pv} not only enforces the direction vector $\mathbf{v}_k(\mathbf{p})$ to point to keypoints but also is sensitive to the pixel locations. In other words, small errors in the direction vectors of pixels away from a keypoint will be penalized more severely in order to produce more concentrated hypotheses.

3.3 Network architecture and training strategy

To demonstrate the effectiveness of our proposed loss, we adopt the same architecture as PVNet [Peng *et al.*, 2019], as illustrated in Fig. 2. Specifically, our network is built on a pre-trained ResNet18 backbone [He *et al.*, 2016] with three subsequent upsampling layers, and outputs segmentation predictions $s(\mathbf{p}) \in [0, 1]$ and the vector-fields of keypoints. Our overall objective is expressed as:

$$\mathcal{L} = \alpha \mathcal{L}_{seg} + \mathcal{L}_{vf} + \beta \mathcal{L}_{pv}, \quad (3)$$

where $\mathcal{L}_{seg} = -\sum_{p \in \mathcal{M}} \log(s(\mathbf{p}))$ is the segmentation loss, and weights α and β are used to balance the performance between segmentation and vector-field estimation.

At the beginning of the training processes, \mathcal{L}_{pv} usually exhibits a large loss due to inaccurate estimation of vector-fields. Thus, we set the weight β to a small value $1e^{-3}$ and then gradually increase β to $1e^{-2}$ by a factor of 1.5 each epoch. In our method, object segmentation and vector-field estimation are both important. We observed that our proxy voting loss \mathcal{L}_{pv} is much larger than the segmentation loss \mathcal{L}_{seg} as the training progresses. This would make our network focus on the vector-field estimation task while producing inaccurate segmentation results. To balance these two tasks, we gradually increase α by a factor of 1.1 each epoch and α is capped at 10.

3.4 DPVL as a regularizer

Since our proposed DPVL is designed to obtain generated hypothesis with small deviations, it is not directly to force the estimated vector-fields to be close to the ground-truth ones. Therefore, we remove the regression loss \mathcal{L}_{vf} in Eqn. 3 and exam whether DPVL can be used as a stand-alone loss. We found that by only using DPVL to estimate vector-fields, our network fail to converge. Note that, a direction vector and its reversed one will result in the same loss. Without employing the vector-field regression, our network will suffer this ambiguity and fail to produce consistent vector-fields when minimizing the DPVL. In other words, DPVL cannot be used as a stand-alone loss and it requires the vector-field regression loss to reduce the ambiguity. Therefore, our proposed DPVL is employed as a regularization term for accurate vector-field estimation.

3.5 Implementation details

For a fair comparison with our baseline method PVNet, we select 8 keypoints for each object by running the farthest point sampling algorithm on its 3D model. Following [Peng *et al.*, 2019], we render 10,000 images and synthesize 10,000 images by ‘‘Cut and Paste’’ for each object. Data augmentation, including random cropping, resizing, rotation and color jittering, is employed to prevent overfitting.

In training our network, we set the batch size to 16 and employ Adam optimizer with an initial learning rate $1e^{-3}$. The learning rate is decayed to $1e^{-5}$ by a factor of 0.85 every 5 epochs. Our maximum training epoch is set to 100, whereas PVNet requires 200 epochs.

In testing, Hough voting is employed to localize keypoints and then EPnP [Lepetit *et al.*, 2009] is used to solve 6DOP poses. Similar to PVNet, our method also runs at 25 fps on a 480×640 test image with a GTX 1080 Ti GPU.

4 Experiments

In this section, we conduct experiments on two popular widely used datasets that are designed to evaluate 6DOF pose estimation methods.

4.1 Datasets

LINEMOD [Hinterstoisser *et al.*, 2012] is a *de facto* 6DOF pose estimation benchmark consisting of 15783 images for 13 objects (around 1,200 instances for each object). CAD models of those objects are also provided. LINEMOD exhibits many challenges including cluttered scenes, textureless objects, and lighting variations.

Occlusion LINEMOD [Brachmann *et al.*, 2014] provides additional annotations on a subset of LINEMOD images. Each image contains multiple annotated objects and those objects are severely occluded due to the scene clutter, posing extreme challenges for pose estimation.

4.2 Evaluation metrics

We evaluate the performance of 6DOF estimation by using two commonly used metrics: **2D projection error** and **ADD score** [Hinterstoisser *et al.*, 2012]. 2D projection error measures the mean distance between the projections of a 3D model using the ground-truth and estimated poses. If the mean distance is less than 5 pixels, an estimated pose is regarded as correct. Thus, 2D projection error indicates the closeness between an object in the image and the projection of its 3D model using the estimated pose. ADD score measures average 3D distance between 3D model points transformed by the ground-truth pose and the estimated one. When the distance is less than 10 percent of the diameter of the 3D model, the estimated pose is considered as correct. For a symmetric object, ADD(-S) are employed, where the 3D distance are calculated based on the closest point distance.

4.3 Comparisons with STOA

Since our method focuses on providing an accurate initial pose estimation from an RGB image, we do not adopt any pose refinement methods to further improve the estimation performance. Furthermore, as mentioned in the work [Li *et*

Table 1: Pose estimation performance on the **LINEMOD** dataset w.r.t. ADD(-S) scores. Glue and eggbox are considered as symmetric.

Methods	BB8	SSD6D	YOLO6D	DPOD	Pix2Pose	CDPN	PoseCNN	PVNet	Ours
Ape	40.4	65	21.62	53.28	58.1	64.38	27.8	43.62	69.05
Benchvise	91.8	80	81.80	95.34	91.0	97.77	68.9	99.90	100.0
Cam	55.7	78	36.57	90.36	60.9	91.67	47.5	86.86	94.12
Can	64.1	86	68.80	94.10	84.4	95.87	71.4	95.47	98.52
Cat	62.6	70	41.82	60.38	65.0	83.83	56.7	79.34	83.13
Driller	74.7	73	63.51	97.72	73.6	96.23	65.4	96.43	99.01
Duck	44.3	66	27.23	66.01	43.8	66.76	42.8	52.58	63.47
Eggbox	57.8	100	69.58	99.72	96.8	99.72	98.3	99.15	100.0
Glue	41.2	100	80.02	93.83	79.4	99.61	95.6	95.66	97.97
Holepuncher	67.2	49	42.63	65.83	74.8	85.82	50.9	81.92	88.20
Iron	84.7	78	74.97	99.80	83.4	97.85	65.6	98.88	99.90
Lamp	76.5	73	71.11	88.11	82.0	97.86	70.3	99.33	99.81
Phone	54.0	79	47.74	74.24	45.0	90.75	54.6	92.41	96.35
Mean	62.7	79	55.95	82.98	72.4	89.86	62.7	86.27	91.50

Table 2: Pose estimation performance on the **LINEMOD** dataset w.r.t. 2D projection errors.

Methods	BB8	YOLO6D	CDPN	PoseCNN	PVNet	Ours
Ape	96.6	92.10	96.86	83.0	99.23	99.04
Benchvise	90.1	95.06	98.35	50.0	99.81	99.71
Cam	86.0	93.24	98.73	71.9	99.21	99.41
Can	91.2	97.44	99.41	69.8	99.90	100.0
Cat	98.8	97.41	99.80	92.0	99.30	99.70
Driller	80.9	79.41	95.34	43.6	96.92	98.12
Duck	92.2	94.65	98.59	91.8	98.02	99.06
Eggbox	91.0	90.33	98.97	91.1	99.34	99.43
Glue	92.3	96.53	99.23	88.0	98.45	99.51
Holepuncher	95.3	92.86	99.71	82.1	100.0	100.0
Iron	84.8	82.94	97.24	41.8	99.18	99.69
Lamp	75.8	76.87	95.49	48.4	98.27	99.14
Phone	85.3	86.07	97.64	58.8	99.42	99.42
Mean	89.3	90.37	98.10	70.2	99.00	99.40

et al., 2018], the performance of pose refinement also highly relies on good initial pose estimation. Therefore, in this section, we compare with the state-of-the-art RGB image based pose estimation methods without using any pose refinements.

Comparisons on LINEMOD: We compare our algorithm with BB8 [Rad and Lepetit, 2017], SSD6D [Kehl *et al.*, 2017], YOLO6D [Tekin *et al.*, 2018], DPOD [Zakharov *et al.*, 2019], Pix2Pose [Kiru *et al.*, 2019], CDPN [Zhigang *et al.*, 2019], PoseCNN [Xiang *et al.*, 2017], and PVNet [Peng *et al.*, 2019] on ADD(-S) scores (in Table 1) and 2D projection errors (in Table 2). BB8, SSD6D and YOLO6D localize keypoints by regression, while DPOD, Pix2Pose and CDPN regress 3D object coordinates. PoseCNN firstly localizes object centers via Hough voting and then estimates poses by regression. PVNet and our method employ voting mechanisms to localize all the keypoints for pose estimation.

Note that, BB8 and SSD6D require necessary refinements to obtain satisfying results. Thus, we report their results with refinements and all the results are reported from the original papers. Since some methods do not report their 2D projec-

tion errors, we do not include those in Table 2. As seen in Table 1 and Table 2, our method outperforms the state-of-the-art methods on both of the metrics. Figure 3 illustrates our qualitative results.

More importantly, our method achieves better performance on all the objects in terms of ADD(-S) scores compared to our baseline method PVNet, and improves the performance by a large margin of 5.23%. Our method also outperforms PVNet in terms of 2D projection errors except one class. As indicated in Table 1, it is difficult to estimate accurate vector-fields from textureless objects, such as "ape" and "duck", by PVNet. On the contrary, our method is able to estimate vector-fields more accurately and thus obtains better pose estimation performance than PVNet. In particular, our method improves the accuracy by **25.43%** and **10.89%** on "ape" and "duck" respectively in terms of ADD(-S) scores.

Comparisons on Occlusion LINEMOD: Following previous methods (*i.e.*, YOLO6D, PoseCNN, Oberweger [Oberweger *et al.*, 2018], Pix2Pose, DPOD and PVNet), we apply the models trained on the LINEMOD dataset to the Occlusion LINEMOD dataset. ADD(-S) scores are often reported on this dataset and the comparisons of the state-of-the-art approaches are shown in Table 3. Our method achieves the best performance in comparison to the state-of-the-art. In Fig 4, we demonstrate the estimate results of all the objects (except "Benchvise") from one image. More qualitative results of our method are illustrated in Fig. 5. Furthermore, as expected, our method outperforms PVNet, the second best one, thus demonstrating the effectiveness of our proposed DPVL. Note that, due to the heavy occlusion, inaccurate segmentation (*i.e.*, object localization) is an important reason accounting for erroneous pose estimation. Improving the segmentation performance is thus left for our future work.

4.4 Ablation Study

By incorporating our proposed DPVL, our method is able to attain more accurate pose estimation and improve the training convergence. Since our network architecture and training data (the synthetic and rendered images are generated by the



Figure 3: Visualization of our qualitative results on the **LINEMOD** dataset. Green 3D bounding boxes indicate the ground-truth poses and the blue ones represent our prediction.




Figure 4: Visualization of our qualitative results on the **Occlusion LINEMOD** dataset. All the poses of the visible objects (except "Benchvise") in one image are estimated. Green 3D bounding boxes indicate the ground-truth poses and those with other colors represent our predictions.



Figure 5: Visualization of our qualitative results on the **Occlusion LINEMOD** dataset. The objects are from different images. Green 3D bounding boxes indicate the ground-truth poses and the blue ones represent our predictions.

Table 3: Pose estimation performance on the **Occlusion LINEMOD** dataset w.r.t. ADD(-S) scores.

Methods	YOLO6D	PoseCNN	Oberweger	Pix2Pose	DPOD	PVNet	Ours
Ape	2.48	9.6	17.6	22.0	-	15.81	19.23
Can	17.48	45.2	53.9	44.7	-	63.30	69.76
Cat	0.67	0.93	3.31	22.7	-	16.68	21.06
Driller	7.66	41.4	62.4	44.7	-	65.65	71.58
Duck	1.14	19.6	19.2	15.0	-	25.24	34.27
Eggbox	-	22	25.9	25.2	-	50.17	47.32
Glue	10.08	38.5	39.6	32.4	-	49.62	39.65
Holepun.	5.45	22.1	21.3	49.5	-	39.67	45.27
Mean	6.42	24.9	30.4	32.0	32.79	40.77	43.52

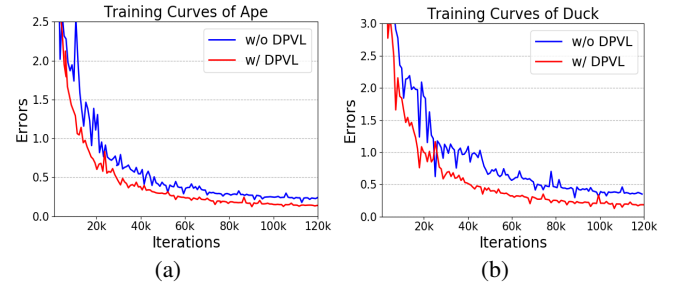


Figure 6: Comparisons of the training curves of two objects with and without using our DPVL. The errors are measured by \mathcal{L}_{pv} .

code provided by the authors of PVNet ²) are as the same as PVNet, the significant performance improvements clearly benefit from our proposed loss, as indicated in Table 1, Table 2 and Table 3. In Fig. 6, we demonstrate that by using our DPVL, our method obtains lower distance errors between keypoints and proxy hypotheses. This indicates that our method converges faster with the help of DPVL. Therefore, we only need to train 100 epochs to achieve convergence while PVNet requires 200 epochs. Figure. 6 also implies that the distribution of hypotheses produced by our method is more concentrated since the mean distance between proxy hypotheses and keypoints is smaller. This enables our method to reach consensus when voting keypoints more easily.

²<https://github.com/zju3dv/pvnet-rendering>

5 Conclusion

In this paper, we proposed a novel differentiable proxy voting loss (DPVL) to achieve accurate vector-field estimation by mimicking the voting of hypotheses in the testing phase. Our DPVL takes the distances between pixels and the key-points into account and enforces pixels away from a keypoint to be intolerant to inaccurate direction vector estimation. In this manner, our method achieves more accurate vector fields, thus leading to better pose estimation. Moreover, DPVL is able to speed up the convergence of our network in training. Thus, our method requires fewer iterations in training but achieves better testing performance. Extensive experiments on two standard pose estimation datasets demonstrate the superiority of our proposed method.

References

- [Besl and McKay, 1992] Paul J Besl and Neil D McKay. Method for registration of 3-d shapes. In *Sensor fusion*, volume 1611, 1992.
- [Brachmann *et al.*, 2014] Eric Brachmann, Alexander Krull, Frank Michel, Stefan Gumhold, Jamie Shotton, and Carsten Rother. Learning 6d object pose estimation using 3d object coordinates. In *ECCV*, 2014.
- [Fischler and Bolles, 1981] Martin A. Fischler and Robert C. Bolles. Random sample consensus: A paradigm for model fitting with applications to image analysis and automated cartography. *Commun. ACM*, 1981.
- [Girshick, 2015] Ross Girshick. Fast r-cnn. In *ICCV*, 2015.
- [Gu and Ren, 2010] Chunhui Gu and Xiaofeng Ren. Discriminative mixture-of-templates for viewpoint classification. In *ECCV*, 2010.
- [He *et al.*, 2016] Kaiming He, Xiangyu Zhang, Shaoqing Ren, and Jian Sun. Deep residual learning for image recognition. In *CVPR*, 2016.
- [Hinterstoisser *et al.*, 2011a] Stefan Hinterstoisser, Cedric Cagniart, Slobodan Ilic, Peter Sturm, Nassir Navab, Pascal Fua, and Vincent Lepetit. Gradient response maps for real-time detection of textureless objects. *IEEE TPAMI*, 34(5), 2011.
- [Hinterstoisser *et al.*, 2011b] Stefan Hinterstoisser, Stefan Holzer, Cedric Cagniart, Slobodan Ilic, Kurt Konolige, Nassir Navab, and Vincent Lepetit. Multimodal templates for real-time detection of texture-less objects in heavily cluttered scenes. In *ICCV*, 2011.
- [Hinterstoisser *et al.*, 2012] Stefan Hinterstoisser, Vincent Lepetit, Slobodan Ilic, Stefan Holzer, Gary Bradski, Kurt Konolige, and Nassir Navab. Model based training, detection and pose estimation of texture-less 3d objects in heavily cluttered scenes. In *ACCV*, 2012.
- [Hu *et al.*, 2019] Yinlin Hu, Joachim Hugonot, Pascal Fua, and Mathieu Salzmann. Segmentation-driven 6d object pose estimation. In *CVPR*, 2019.
- [Kehl *et al.*, 2017] Wadim Kehl, Fabian Manhardt, Federico Tombari, Slobodan Ilic, and Nassir Navab. Ssd-6d: Making rgb-based 3d detection and 6d pose estimation great again. In *ICCV*, 2017.
- [Kiru *et al.*, 2019] Park Kiru, Patten Timothy, and Vincze Markus. Pix2pose: Pixel-wise coordinate regression of objects for 6d pose estimation. In *ICCV*, 2019.
- [Lepetit *et al.*, 2009] Vincent Lepetit, Francesc Moreno-Noguer, and Pascal Fua. Epnnp: An accurate o(n) solution to the pnp problem. *IJCV*, 81(2), 2009.
- [Li *et al.*, 2018] Yi Li, Gu Wang, Xiangyang Ji, Yu Xiang, and Dieter Fox. Deepim: Deep iterative matching for 6d pose estimation. In *ECCV*, 2018.
- [Liu *et al.*, 2010] Ming-Yu Liu, Oncel Tuzel, Ashok Veeraraghavan, and Rama Chellappa. Fast directional chamfer matching. In *CVPR*, 2010.
- [Liu *et al.*, 2016] Wei Liu, Dragomir Anguelov, Dumitru Erhan, Christian Szegedy, Scott Reed, Cheng-Yang Fu, and Alexander C Berg. Ssd: Single shot multibox detector. In *ECCV*, 2016.
- [Lowe, 2004] David G Lowe. Distinctive image features from scale-invariant keypoints. *IJCV*, 60(2), 2004.
- [Oberweger *et al.*, 2018] Markus Oberweger, Mahdi Rad, and Vincent Lepetit. Making deep heatmaps robust to partial occlusions for 3d object pose estimation. In *ECCV*, 2018.
- [Peng *et al.*, 2019] Sida Peng, Yuan Liu, Qixing Huang, Xiaowei Zhou, and Hujun Bao. Pvnnet: Pixel-wise voting network for 6dof pose estimation. In *CVPR*, 2019.
- [Rad and Lepetit, 2017] Mahdi Rad and Vincent Lepetit. Bb8: A scalable, accurate, robust to partial occlusion method for predicting the 3d poses of challenging objects without using depth. In *CVPR*, 2017.
- [Ren *et al.*, 2015] Shaoqing Ren, Kaiming He, Ross Girshick, and Jian Sun. Faster r-cnn: Towards real-time object detection with region proposal networks. In *NeurIPS*, 2015.
- [Rios-Cabrera and Tuytelaars, 2013] Reyes Rios-Cabrera and Tinne Tuytelaars. Discriminatively trained templates for 3d object detection: A real time scalable approach. In *ICCV*, 2013.
- [Su *et al.*, 2015] Hao Su, Charles R Qi, Yangyan Li, and Leonidas J Guibas. Render for cnn: Viewpoint estimation in images using cnns trained with rendered 3d model views. In *ICCV*, 2015.
- [Tekin *et al.*, 2018] Bugra Tekin, Sudipta N Sinha, and Pascal Fua. Real-time seamless single shot 6d object pose prediction. In *CVPR*, 2018.
- [Tulsiani and Malik, 2015] Shubham Tulsiani and Jitendra Malik. Viewpoints and keypoints. In *CVPR*, 2015.
- [Wang *et al.*, 2019] He Wang, Srinath Sridhar, Jingwei Huang, Julien Valentin, Shuran Song, and Leonidas J Guibas. Normalized object coordinate space for category-level 6d object pose and size estimation. In *CVPR*, 2019.

- [Xiang *et al.*, 2017] Yu Xiang, Tanner Schmidt, Venkatesh Narayanan, and Dieter Fox. Posecnn: A convolutional neural network for 6d object pose estimation in cluttered scenes. *RSS*, 2017.
- [Zakharov *et al.*, 2019] Sergey Zakharov, Ivan Shugurov, and Slobodan Ilic. Dpod: 6d pose object detector and refiner. In *ICCV*, 2019.
- [Zhigang *et al.*, 2019] Li Zhigang, Wang Gu, and Ji Xiangyang. Cdpn: Coordinates-based disentangled pose network for real-time rgb-based 6-dof object pose estimation. In *ICCV*, 2019.
- [Zhu *et al.*, 2014] Menglong Zhu, Konstantinos G Derpanis, Yinfei Yang, Samarth Brahmabhatt, Mabel Zhang, Cody Phillips, Matthieu Lecce, and Kostas Daniilidis. Single image 3d object detection and pose estimation for grasping. In *ICRA*, 2014.

Supplementary Material: 6DoF Object Pose Estimation via Differentiable Proxy Voting Loss

In this supplementary material, we provide more visual results of our method.



Figure 7: Visualization of qualitative results on the **LINEMOD** dataset. Green 3D boundingboxes represent the ground-truth poses and the blue ones indicate our predictions.



Figure 8: Visualization of qualitative results on the **LINEMOD** dataset. Green 3D boundingboxes represent the ground-truth poses and the blue ones indicate our predictions.





Figure 10: Visualization of qualitative results on the **LINEMOD** dataset. Green 3D boundingboxes represent the ground-truth poses and the blue ones indicate our predictions.



Figure 11: Visualization of qualitative results on the **Occlusion LINEMOD** dataset. Green 3D boundingboxes represent the ground-truth poses and the blue ones indicate our predictions.



Figure 12: Visualization of qualitative results on the **Occlusion LINEMOD** dataset. Green 3D boundingboxes represent the ground-truth poses and the blue ones indicate our predictions.