

# PP-ind: A Repository of Industrial Pair Programming Session Recordings

Franz Zieris  
 zieris@inf.fu-berlin.de  
 Freie Universität Berlin  
 Berlin, Germany

Lutz Prechelt  
 prechelt@inf.fu-berlin.de  
 Freie Universität Berlin  
 Berlin, Germany

**Abstract**—PP-ind is a repository of audio-video-recordings of industrial pair programming sessions. Since 2007, our research group has collected data in 13 companies. A total of 57 developers worked together (mostly in groups of two, but also three or four) in 67 sessions with a mean length of 1:35 hours. In this report, we describe how we collected the data and provide summaries and characterizations of the sessions.

## Contents

<b>1</b>	<b>Introduction</b>	<b>1</b>
<b>2</b>	<b>Fundamental Considerations</b>	<b>2</b>
2.1	Naturalistic Industrial Setting	2
2.2	The Pair Programming Session as a Unit.	2
<b>3</b>	<b>Data Collection Protocol.</b>	<b>2</b>
3.1	Protocol Overview.	2
3.2	Recording Sessions	2
3.3	Per-Company Differences	2
<b>4</b>	<b>Terminology and Structure</b>	<b>4</b>
4.1	Pair Programming Modes	4
4.2	Structured Developer Information.	5
4.3	Structured Session Information	5
<b>5</b>	<b>Overview of Sessions.</b>	<b>6</b>
<b>6</b>	<b>The Repository</b>	<b>6</b>
6.1	Company A	6
6.2	Company B	6
6.3	Company C	6
6.4	Company D	8
6.5	Company E	8
6.6	Company F	8
6.7	Context J.	8
6.8	Company K	9
6.9	Context L	9
6.10	Company M	10
6.11	Company N	10
6.12	Company O	10
6.13	Company P	11
<b>7</b>	<b>Discussion.</b>	<b>11</b>
7.1	Limitation of Scope	11
7.2	Effects of Recording Infrastructure	12
7.3	Effects of Pre-Existing Notions	12
7.4	Summary of Data Quality	13
<b>8</b>	<b>Usage in Publications</b>	<b>13</b>
	<b>Appendix A: Recording Technicalities.</b>	<b>17</b>

## 1. Introduction

Pair programming (PP) is a software development practice in which two developers work closely together on a technical task on the same computer. It was popularized by Kent Beck who sees it as the central practice of eXtreme Programming and describes it as “a *dialog between to people trying to simultaneously program (and analyze and design and test) and understand together how to program better*” [1, p. 100].

Controlled experiments on pair programming have shown mere tendencies in terms of effects on quality and effort with much variation left to be explained [2]. In the words of the authors of a large experiment with almost 300 hired consultants: “*we are still far from being able to explain why we observe the given effects*” [3].

Our research group has been collecting industrial pair programming sessions since 2007. We record pair programming as it happens “in the wild” in order to understand how it actually works and what really matters in everyday practice. In particular, we record the pairs’ conversation, their screen content, and a webcam video showing their gestures and posture.

This kind of data data is amendable to different types of analyses. We describe our qualitative approach in [4], [5]. In this report, we describe the technicalities of how we collected the data and provide some metadata for each session. Several researchers have contributed a lot of time to collecting and processing that data, and we want to give credit. The raw data itself cannot be released to the public because of non-disclosure agreements with the respective companies. As a proxy, we characterize the companies, the developers, and their PP sessions.

This report is structured as follows: We discuss our fundamental approach to collecting empirical data on pair programming (Section 2) and describe our generic data collection protocol (Section 3). We introduce some terminology and describe the structure of our data (Section 4). We give an overview of our repository (Section 5) and then discuss the individual contexts and cases (Section 6). We close with a discussion of the properties and limitations of our data collection (Section 7) and an overview of which data has been used in which publications so far (Section 8). In Appendix A, we explain the technical details of how we record and process PP sessions. Attached to this arXiv entry are: (a) the repository metadata as an R file, (b) the questionnaires handed out to the recorded developers, and (c) a redacted reprint of a report we handed out to one of the companies.

## 2. Fundamental Considerations

There are two fundamental considerations to our data collection: First, we record pair programming as it happens in industry. Second, we consider the pair programming session as the basic unit. Both considerations were driven by our research interests.

### 2.1. Naturalistic Industrial Setting

Our research wants to achieve practical relevance. Therefore, we study industrial settings with *professional software developers* working on their *everyday tasks*. This also entails that the developers work in their normal development environment, with partners they chose to work with, at times and to an extent they decide themselves.

We primarily rely on *observation* of developers working in pairs, as opposed to interviews. To enable a thorough analysis, we *record* the pair programmers. In particular, the pair members' interactions with one another and their computer(s) as well as the contents of their screen(s) need to be captured in audio and video. The necessary recording infrastructure somewhat reduces the naturalism of the observed session; we discuss the effects in Section 7.2.

### 2.2. The Pair Programming Session as a Unit

Our data collection starts when the developers have already made the decision to work as a pair. Their decision, just as the project they work in, the task(s) they work on, their software system, and their team structure all may “echo” in their session and so knowing these things can be helpful for understanding their activities—but it is not an important goal of our data collection.

## 3. Data Collection Protocol

In our research group, Stephan Salinger and Laura Plonka initiated our industrial data collection efforts and they devised a protocol that served as the basis for collecting data in all companies.

The data collection protocol is *generic* in two ways. First, it is adapted in each particular installment at a company on-site to deal with constraints, to seize opportunities, and to fit the particular research focus of the researcher (see Section 3.3). Second, the protocol is still more or less independent from any particular research question regarding pair programming, as the resulting data can be reused for different purposes (some conditions apply, which we discuss in Section 7).

### 3.1. Protocol Overview

After a company has been approached and probed whether the company would be open to have some of their programming sessions recorded, the overall research goal, the procedure, extent, and purpose of the main data collection are explained in a presentation for the development teams. We explain that all participation is voluntary and that their individual agreement to be recorded can be revoked at any

point during a session. These are the steps for each session recording:

- After a pair announces that it is willing to have their next pair session recorded, the recording infrastructure is set up. The **session recording** is started once the developers are ready (see Section 3.2 for details).
- Optionally, both developers fill out **questionnaires** before and/or after their session, in which the developers state their names, development and pair programming experience, characterize the nature of their task, and whether it went as they intended (see Fig. 2).
- Afterwards, the researcher does a **quick analysis** of the material during which she looks for peculiarities that catch her attention. The main purpose of this step is to inform the next activity.
- The researcher then conducts a **reflective interview** with the developers on the day after the recording. This activity serves to collect background information and providing developers with feedback in return for their agreement to have their PP session recorded and scrutinized. These interviews are audio-recorded.

### 3.2. Recording Sessions

The software developers themselves decide when and for how long they want to have their work recorded. They work on their own machines, in their normal environment, on their everyday tasks, and with the partner they chose.

The session recordings as technical artifacts consist of a screencast of the pair's monitor(s), the pair's conversation as audio, and a webcam video showing the two pair members' interaction. These three sources are combined to a self-contained video file as illustrated in Fig. 1. Both webcam feed and screencast are captured at 5 to 15 frames per second (depending on hardware capabilities), which is enough to distinguish individual keystrokes, to follow mouse movements, and to see the developers' gestures. The final video resolution depends on the developers' display(s) and recording setup and ranges from 1024×768 to 2560×1440 pixels.

The recording process relies on one of three generations of hardware and software components. General setup: The developers work on one machine, and screencast and webcam feed are transmitted to another machine where they are recorded; we explain the details in Appendix A. The most relevant difference is that generation 1 is an unattended recording which the researcher only gets to see once the pair is done, while generations 2 and 3 are an online recording which allows the researcher to also watch the session live and start her quick analysis).

### 3.3. Per-Company Differences

With each installment of the data collection protocol at a new company, there were slightly different sets of mutual expectations which resulted from prior discussions with the partners and from evolved research interests on our side. We discriminate three groups here, because they shaped our behavior and likely our subjects' behavior a bit differently. Table 1 then gives an overview of the *individual* contexts (and involved researchers) for each such research “headline”.

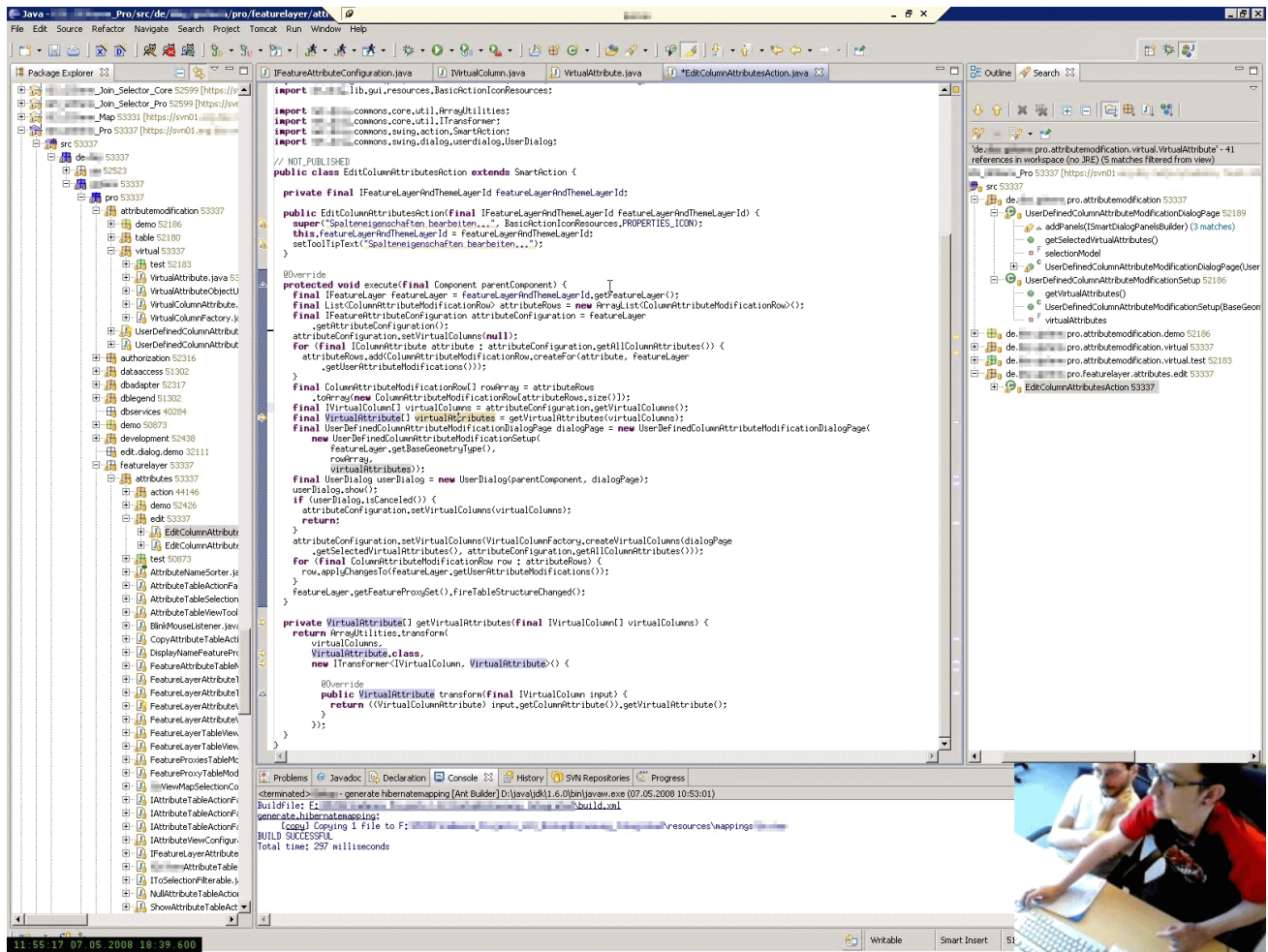


Figure 1: Still frame from the CA2 session recording with screencast in the background and the webcam video layered on top.

Company			Data Collection			
ID	Application Domain	Country	Year	Researchers	Headline	Focus
A	Content Management System	Germany	2007	Salinger	PP	–
B	Social Media	Germany	2007	Salinger & Plonka	PP	–
C	Geo-Information System	Germany	2008	Plonka	PP	workshop, PP roles
D	Customer Relationship Management	Germany	2008	Plonka	PP	workshop, PP roles
E	Logistics and Routing	Germany	2008	Plonka	PP	workshop, PP roles
F	Email Marketing	Germany	2008	Plonka	PP	workshop, PP roles
J	Data Management for Public Radio Broadcast	Germany	2013	Schenk	PP	distributed PP
K	Real Estate Online Platform	Germany	2013	Salinger, Zieris	Agile & PP	knowledge transfer
L	Freelance Training Consultant	USA	2014	Schenk	PP	distributed PP
M	Data Analysis in Energy and Transportation	Norway	2014	Zieris	PP	knowledge transfer
N	Online Fashion Retailer	Germany	2016	Salinger, Schmeisky, Zieris	Onboarding	–
O	Online Project Planning	Germany	2016	Zieris	Agile & PP	knowledge transfer
P	Online Car Part Resale	Germany	2018	Zieris	PP	knowledge transfer

Table 1: Contexts for sessions recorded by member of our research group. The research direction (“headline” and “focus”) was set by the named researchers. Sessions in three additional industrial contexts (G, H, and I) were recorded with low technical quality and by students with little oversight, so important context information is missing. We exclude these low-quality sessions from our repository.

- **PP:** Most companies were specifically approached with the intention to understand pair programming. While for the first contacts there was no particular focus yet, Plonka’s [6] contacts to companies C to F were influenced by a particular interest in the *driver and navigator* roles, which is why the webcams in these sessions are recorded in an angle that shows the developers hands but occasionally cuts off their heads. Additionally, the data collection period was branded to these companies as a “workshop” to help developers reflect on their PP process. Here, one work station was set up for all pairs to use and the developers would put their names on a list to choose either a morning or an afternoon slot to be recorded for a planned maximum duration of 1.5 to 2 hours. Nevertheless, once a recording was started, the developers (just as in all other companies) were left to work on tasks of their choosing for as long they wanted. Schenk [7] was particularly interested in distributed pair programming and chose her contacts J and L accordingly; Zieris [8], [9] is interested in knowledge transfer and all participants from companies K, M, O, and P knew that.
- **Agile:** Salinger and Zieris approached companies K and O in an effort to understand agile software development in general. According data from these contexts was collected and analyzed (see [10], which is about company K). All particular PP sessions, however, were recorded exclusively for the purpose of understanding knowledge transfer in pair programming.
- **Onboarding:** Schmeisky, Salinger, and Zieris approached company N for understanding their onboarding process, i.e., how new-hires are integrated into the company. Pair programming was not a designated part of that process, but a number of developers agreed to be recorded while working in pairs. The recordings were therefore a window into the actual onboarding process, and were not made to understand pair programming.

Another effect of these different headlines and focuses can be seen in the different versions of the pre- and post-session questionnaires, see Figure 2.

## 4. Terminology and Structure

We use the following nomenclature:

- Companies are represented by single letters: A, B, C, and so on.
- Sessions are grouped by their technical context (“project”, each with a different set of requirements and/or different technology stack) and then counted up with Arabic numbers. **C1** is the first recording in the second context in the third company.
- Developers are identified through their company and Arabic numbers, such as **C3**.

### 4.1. Pair Programming Modes

Although our primary research focus is on pair programming, we did not restrict our recordings to a fixed setting

of two developers working on the same machine. We distinguish three dimensions along which the collaboration modes in our repository differ.

- **Number of Developers:** Just as one developer may ask a colleague for help, a pair may do the same. Some teams even form groups of three or more people intentionally. So far, we recorded sessions with groups of two to four developers.
- **Spatial Distribution:** The developers can all be co-located, or all be in separate locations. (There could also be separate co-located subgroups, but we did not record such settings yet.)
- **Number of Active Computers:** The developers can share access to a single machine, or each of them can use their own machine, or a mix of both.

In principle, these three dimensions are independent from each other. However, we did not observe every possible constellation yet. We characterize the ones we did see as follows (refer to Table 2 for a summary):

- **Pair Programming (PP):** Two developers sit next to each other and work on one single machine.
- **Pair Programming with Active Observer (PPao):** Like PP, but one partner occasionally looks up things on her own machine. The pair still works on one task though.
- **Side-by-Side Programming (SbS):** Two developers sit next to each other and work on their own separated but related tasks.
- **Mob Programming (Mob):** Three or more developers sit close to each other (e.g. in a conference room or next to each other in a row) and work on anything between one single machine, and one machine per developer. We have observed only fully co-located Mob settings.
- **Remote Pair Programming (RPP):** Two developers are distributed to two different locations and share one screen, i.e., there is one developer who “owns” the machine, and the other developer may have view-only access (screen-sharing, e.g., via Skype) or some interaction options (e.g., via TeamViewer).
- **Distributed Pair Programming (DPP):** Two developers are distributed over two different locations and they each can interact with their development environment independently but their actions are synchronized. All our DPP pairs used Saros as their tool [11].<sup>1</sup>

Name	Short	#Dev	Spatial Setting	Active Computers
Pair Programming	PP	2	co-located	1
Pair Programming with Active Observer	PPao	2	co-located	1–2
Side-by-Side Programming	SbS	2	co-located	2
Mob Programming	Mob	3+	co-located	1+
Remote Pair Programming	RPP	2	distributed	1
Distributed Pair Programming	DPP	2	distributed	2

Table 2: Collaboration modes in our data collection

<sup>1</sup>. Project homepage: <https://www.saros-project.org>



### Task & Pair Items (“Pre-Session”)

- 1) Task classification (new functionality, extend functionality, test cases, debugging, refactoring, or other)
- 2) Short description of the task
- 3) Characterization of (expected) difficulties
- 4) Estimated time to completion  
[added in version 3]
- 5) Why task is worth to be worked on by a pair
- 6) Professional software development experience
- 7) Pair programming experience  
[added in version 2]
- 8) How well attuned to their respective partner?
- 9) Expectations towards the reflective interview later on  
[added in version 2]

### Process Items (“Post-Session”)

- 1) School grade for recent session
- 2) Compare progress with expectations
- 3) Divide session into phases
- 4) Name most important phases
- 5) Assess session-specific importance of each: knowledge transfer, developing a strategy, bug fixing, developing a design/an architecture, developing an algorithm, knowing an API, having the right idea  
[removed in version 2]
- 6) Points where pair constellation should have been given up
- 7) Points where pair constellation was especially beneficial [added in version 2]

Figure 2: Shortened items from the pre-session and the post-session questionnaire which the developers filled out individually (except for the D-pairs who all handed in just one collective pre-questionnaire). There were three different versions: Version 1 was used for companies A and B, version 2 for **CA1**, **CB1**, **CA4**, and **CA5**, and version 3 for **CA2** and **CA3** as well as for companies D, E, and F (the three questionnaire versions are attached to this arXiv entry). Developers from J and K received and answered the *task & pair items* (except 4, 6, and 9) via e-mail *after* their respective sessions. In the other installments (M, N, O, P), no questionnaires were used. Instead, the researchers asked the developers directly in the reflective interviews.

## 4.2. Structured Developer Information

For all 57 developers, we provide the following structured information:

- **Gender (Gnd):** We did not ask any participant for their gender specifically. We list them as either “female” or “male” depending on the first name they told us.
- **Spoken Languages (Lang):** We list the developers’ spoken languages in decreasing proficiency, using ISO 639-1 codes (e.g., “EN” for English, “DE” for German). We only list languages that are actually spoken in our data; a dash “–” is used as a placeholder, e.g., when it is clear that the session language is not the developer’s first language and she never uses that first language.
- **Software Development Experience (Dev.):** In some companies, we asked the developers to self-report their professional software development experience in years and months in the questionnaires (see Fig. 2). In other cases, we retrospectively searched for public profiles on professional network sites.

**Pair Programming Experience (PP):** Here, we only relied on self-reported data from the questionnaires.

**Time with Company (Comp.):** This aspect we did not ask for in any questionnaire. The according numbers stem exclusively from the participants’ public profiles on career sites.

For all the experience-related information we use the following conventions: A “*n.a.*” in a table cell means that no information was ever collected. A blank cell means that the developer did fill out the according questionnaire, but left the field blank. Normal numbers are represented as such, while special markings and comments are given in quotation marks, e.g. “ca. 6?” or “first time”. If the same developer was asked the same question on multiple occasions and gave different answers, the respective values are separated by a slash “/”.

- **Number of Sessions (#S):** The number of session recordings in our repository the developer is part of.
- **Number of Pairs (#P):** The number of distinct pair

(or group) constellations in which the developer was recorded.

## 4.3. Structured Session Information

For all 67 sessions, we provide the following structured information:

- **Mode:** A characterization of how the developers work together (see Section 4.1). We list the predominant mode of the session. See the tables’ respective captions and Section 6 for more details on some corner cases.
- **Developers:** An incidence matrix of the developers participating in the session.
- **Start:** Date and time when the actual session (not just the video) started.
- **Duration (Dur.):** Gross session length (from start to dissolving the session), including any short breaks. An intermittent stand-up meeting of 15 minutes or less counts as short whereas a lunch break does not: We then consider the parts to be individual sessions even if they were recorded in one sitting.
- **Spoken language(s) (SL):** The natural languages used by the participants in the session, using ISO 639-1 codes (e.g., “EN” for English, “DE” for German).
- **Programming Language(s) (PL):** The structured languages of the source code files/snippets the developers read and/or write in their session.
- **Pre-Session Pair Assessment (Pre):** Answer to *task & pair item* 8: ‘How well attuned to your partner are you?’ expressed in German school grades from 1 (best) to 6 (worst).

**Post-Session Assessment (Post):** Answer to *process item* 1: ‘How useful was it to solve the task as a pair?’ expressed in German school grades from 1 (best) to 6 (worst).

For multiple sessions recorded in one sitting, only the first has Pre data and only the last has Post data. Pre and Post columns are omitted for companies in which no questionnaires were used.

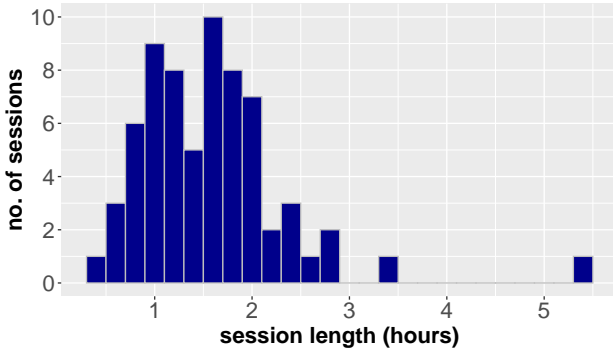


Figure 3: Distribution of Session Lengths

## 5. Overview of Sessions

Table 3 summarizes the contents of the repository per company. In addition to the types and lengths of the recorded sessions, we also list the quality of the auxiliary data sources, i.e., pre- and post-session questionnaires and recordings of the reflective interviews.

Figure 3 is a histogram of the session lengths. The vast majority of our sessions runs between 0:45 and 2:30 hours.

Attached to this arXiv publication is an R file that contains all the structured information in the form described in Sections 4.2 and 4.3.

## 6. The Repository

In this Section, we characterize each of the 13 companies and provide summaries for many of the individual sessions. Characterizing such sessions on a content-level in a uniform manner is difficult and is beyond the purpose of the current report. Hence, we only provide summaries in a non-uniform manner and only for the sessions where we have one at hand from the way we used the session in our PP research.

### 6.1. Company A

Company A develops a web-based content management system (CMS) in Java and Objective-C.

We recorded a single session (**AA1**) with developers A1 and A2 in this company. Both developers know their domain well and are generally experienced developers. Developer A1 has very good structural knowledge of the Java frontend and its individual classes, as well as practical knowledge of the Eclipse IDE and the Java programming language. His colleague A2 is more familiar with the backend and the SQL database, the VIM editor and the UNIX shell, and the Objective-C programming language. However, each of them would also be able to work in the other part of the system.

See Table 4 for general information on the developers and Table 17 for structured information on the recorded session.

**Session AA1** The pair works on fixing inconsistencies across different list views. They work both in the frontend and the backend code. Although they know their code base

well, they still spend time understanding peculiarities. At the end of the session they worked through five different lists and made them consistent, but learned that one aspect of the business model cannot be implemented in the backend alone. They finish with an architectural discussion.

### 6.2. Company B

Company B develops a social media platform in PHP and JavaScript. We visited the company two times to record a total of four PP sessions.

All four sessions are with the same pair of full-stack developers B1 and B2. See also Salinger’s description of the data collection [12, pp. 95–99]. See Table 5 for general information on the developers and Table 18 for structured information on the recorded sessions.

*Note on Naming Scheme:* We originally considered the data from the first recording sitting to be corrupt but were eventually able to mostly recover them. This is why the earlier sessions are labeled **BB1** to **BB3** even though they take place five months prior to session **BA1**.

**Sessions BB1, BB2, and BB3** The pair implements a new feature from scratch, going through their complete web development stack: starting with template and internationalization in session **BB1**, continuing with controller, model, database layer, and template optics in session **BB2**, and concluding with making their view more interactive through JavaScript in session **BB3**.

*Note on Data:* The webcam and audio recording is jumbled for the last 30 minutes of session **BB3**: While the screen video is continuous, about 10 minutes worth of webcam and audio are randomly missing, making the other 20 minutes very difficult to understand due to lack of continuity.

**Session BA1** The pair takes over some code of unknown quality written by outsourced developers. Technically, they want to implement part of a cache. In particular, their logic should tell whether the requested data has changed since a given timestamp. In their session, they need to understand all existing code for that functionality (a few dozen lines of PHP code), make some additions, and encounter difficulties in specifying what exactly their cache should do. In the first minutes they also struggle with the workstation which is not theirs and not fully configured to their needs.

### 6.3. Company C

Company C develops a geographic information system desktop GUI application written in Java. The design of this software uses abstraction elaborately.

Over the course of one week, we recorded 6 sessions involving 8 developers in this company. See also Plonka’s description of the data collection [6, pp. 64–67], and the (German) handout produced for company C attached to this arXiv entry. See Table 6 for general information on the developers and Table 19 for structured information on the recorded sessions.

**Session CA1** Developers C1 and C2 work on a new form on the system’s GUI. C1 has started working on the form prior to the session; C2 is new to the task. In

Company	Duration			Sessions Mode								Auxiliary Data			
				PP	PPao	SbS	Mob	RPP	DPP	$\Sigma$	Devs	Pairs	Questionnaire Pre	Questionnaire Post	Reflection Interview
A	2:22	2:22	2:22	1						1	2	1	✓	✓	–
B	1:21	1:37	1:51	4						4	2	1	✓	✓	–
C	1:12	1:28	2:10	6						6	8	6	✓	✓	(✓)
D	0:31	1:33	2:23	6						6	8	5	(✓)	✓	(✓)
E	1:17	1:47	2:46	7						7	8	6	✓	✓	(✓)
F	1:45	2:03	2:39	4						4	6	4	✓	✓	(✓)
J	0:42	1:53	5:27						9	9	2	1	–	(✓)	–
K	0:53	1:40	2:53	8						8	4	3	–	(✓)	(✓)
L	0:47	0:53	1:00					1	1	2	3	2	–	–	–
M	0:25	0:25	0:25	1						1	2	1	–	–	–
N	0:41	1:35	3:29			4	1			5	4	3	–	–	(✓)
O	0:47	1:13	1:44	2	2		4	2		10	5	6	–	–	(✓)
P	0:58	1:25	1:42	4						4	3	2	–	–	✓
$\Sigma$	0:25	1:35	5:27	43	2	4	5	3	10	67	57	41			

Table 3: Overview of the PP-ind repository of professional pair programming session recordings including the minimum, average, and maximum durations of each company’s recordings as well as the recording count per collaboration mode (zeros are omitted for readability). The modes are explained in Section 4.1. Auxiliary data may be ✓–complete, (✓)–partial, or non-existing. Questionnaires are *complete* if they were handed out for all sessions then filled out by both partners individually; *complete* reflection interviews are all audio-recorded while *partial* means missing records or hand-written notes only.

ID	Gnd	Lang	Dev.		PP		Comp.		#S #P
			Y	M	Y	M	Y	M	
A1	male	DE	10	3	2		4	3	1 1
A2	male	DE	7	5	2		7	5	1 1

Pair constellations 1

Table 4: Overview of the A developers. Experience data as of 2007-01. See Section 4.2 for information on the data and its representation.

ID	Gnd	Lang	Dev.		PP		Comp.		#S #P
			Y	M	Y	M	Y	M	
B1	male	DE	8	10	0	5	0	7	4 1
B2	male	DE	<i>n.a.</i>		0	6	<i>n.a.</i>		4 1

Pair constellations 1

Table 5: Overview of the B developers. Experience data as of 2007-04. See Section 4.2 for information on the data and its representation.

their session, they mostly deal with making their new GUI component in the form toggleable for which they reuse existing GUI logic.

**Session CA2** Developers C2 and C5 work on a small functional extension. Its main difficulty lies in understanding and properly applying the existing design abstractions. The task was started by C5 prior to the session. The work consists of design discussion and of moving classes to another package in the first half of the session and of implementing and testing a new abstraction in the second half.

**Session CA3** Developers C6 and C7 want to implement a new context menu entry which is only enabled under certain circumstances. They write test cases for the menu entry to be enabled and disabled, and refactor code along the way. This is a simple task, but their IDE freezes for over a minute many times which slows the pair down a lot. After 1:20 hours into their session, the pair takes a four-minute break.

ID	Gnd	Lang	Dev.		PP		Comp.		#S #P
			Y	M	Y	M	Y	M	
C1	male	DE	4	2			2		1 1
C2	male	DE	9	2 / 3			“ca. 6?”		2 2
C3	male	DE	6				0		1 1
C4	female	DE	10				11 / 12		3 3
C5	male	DE	“20+”				20		1 1
C6	female	DE	2	8			6	7	1 1
C7	male	DE	10				12		2 2
C8	male	DE	0	11			3		1 1

Pair constellations 6

Table 6: Overview of the C developers. Experience data as of 2008-05. See Section 4.2 for information on the data and its representation.

**Session CA4** Developers C4 and C7 implement a new feature to allow for selection of multiple graphical features while holding down the CTRL key. They have to adapt many interfaces in the event handling part of the software since their feature is the first to react to the CTRL key. They write tests, do refactorings, and discuss design a lot. Much time is lost in the second half of the session due to a problem with the team’s SVN (Subversion) server. The pair fluently uses two sets of keyboard and mouse.

**Session CA5** Developers C3 and C4 start implementing a new feature that allows users to cut existing geometries (such as points, lines, polygons) into parts by drawing arbitrary shapes across them. The pair fluently uses two sets of keyboard and mouse and has a productive and high-paced session.

**Session CB1** Developers C4 and C8 work on a pet project of theirs before official office hours. It is written in Java, too, but has nothing to do with the domain of the C company.

## 6.4. Company D

Company D develops a large customer-relationship system that is based on Eclipse and comprises about 50 top-level modules written in Java.

During one week, we recorded 6 sessions involving 8 developers in this company. See also Plonka’s description of the data collection [6, pp. 64–67]. See Table 7 for general information on the developers and Table 20 for structured information on the recorded sessions.

ID	Gnd	Lang	Dev.		PP		Comp.		#S #P
			Y	M	Y	M	Y	M	
D1	female	DE	10		2		2	3	1 1
D2	male	DE	12		1	6	<i>n.a.</i>		3 2
D3	male	DE		3		3		3	1 1
D4	male	DE	1		“_”		0	0	2 2
D5	male	DE	9		1	8	1	8	1 1
D6	male	DE	11		<i>n.a.</i>		1	10	1 1
D7	male	–, DE	4		2		<i>n.a.</i>		1 1
D8	female	–, DE	3	2	3	8	<i>n.a.</i>		2 1

Pair constellations 5

Table 7: Overview of the D developers. Experience data as of 2008-10. See Section 4.2 for information on the data and its representation.

**Session DA1** *Note on Data:* No webcam was recorded.

**Session DA2** Developer D4 is in his very first week at the company and has never pair programmed before; his colleague D3 has been with the company for three months. It is his first programming job for which he started learning Java.

In their session, they try to implement a new toolbar for one of the system’s many modules. After some failed attempts and two long discussions with additional developers (first D7, then D6), they perform a technically simple refactoring task which spans many different modules and takes the rest of session. Throughout the session, D4 provides D3 with information on programming styles, technologies, and so on, whereas D3 is more knowledgeable about the code base and the organizational background.

Underway, the team suspends the session for 15 minutes to participate in their team’s daily stand-up meeting.

## 6.5. Company E

Company E develops a graphical desktop application for different logistics-related tasks in mostly C++ with some parts written in C# and Java.

During one week, we recorded 7 sessions involving 8 developers in this company. See also Plonka’s description of the data collection [6, pp. 64–67]. See Table 8 for general information on the developers and Table 21 for structured information on the recorded sessions.

**Session EA1** Prior to the session, developer E2 already tried to debug a display error that leads to routes of ferries being displayed with an extra segment. In their PP session, he and colleague E1 go through the unfamiliar source code step by step with a debugger. They repeatedly set up a certain state, inspect variables, develop and test

ID	Gnd	Lang	Dev.		PP		Comp.		#S #P
			Y	M	Y	M	Y	M	
E1	male	DE	0	5	0	5	<i>n.a.</i>		3 2
E2	male	DE	10	8	3 / 5		<i>n.a.</i>		3 2
E3	male	DE	23	0	0	0	<i>n.a.</i>		2 2
E4	male	DE	8	0	0	0	6		2 2
E5	male	DE	10		2		<i>n.a.</i>		1 1
E6	female	DE	13		0		<i>n.a.</i>		1 1
E7	male	DE	2			2	<i>n.a.</i>		1 1
E8	male	DE	2	5	2		2	7	1 1

Pair constellations 6

Table 8: Overview of the E developers. Experience data as of 2008-10. See Section 4.2 for information on the data and its representation.

hypotheses, but do not change any code. They end their session after 80 minutes (without having made much apparent progress) because of a team meeting.

*Note on Data:* There are several pauses in the video stream because the developers accidentally paused and resumed the recording underway by using the F9 and F10 keys in their debugger which the recording software also listened to.

## 6.6. Company F

Company F develops an email marketing tool written in Java.

On three consecutive days, we recorded 4 sessions involving 6 developers in this company. See also Plonka’s description of the data collection [6, pp. 64–67]. See Table 9 for general information on the developers and Table 22 for structured information on the recorded sessions.

ID	Gnd	Lang	Dev.		PP		Comp.		#S #P
			Y	M	Y	M	Y	M	
F1	male	DE	10		4		1	2	1 1
F2	male	DE	10		4		0	3	2 2
F3	male	DE	5		3		2	2	2 2
F4	male	DE	1	6	“rarely”		<i>n.a.</i>		1 1
F5	male	DE	15	“?”	5		7		1 1
F6	male	DE	1	4	1	4	1	4	1 1

Pair constellations 4

Table 9: Overview of the F developers. Experience data as of 2008-11. See Section 4.2 for information on the data and its representation.

*Note on Data:* In all sessions, the pairs worked on a dual-screen setup but only one screen was recorded.

## 6.7. Context J

Company J is a service provider for public radio broadcasters. All recorded PP sessions involve the same pair of developers who do *distributed pair programming* because they work in different cities. J2 is employed by J and J1 is a hired consultant. The pair synchronized their development environments with the Eclipse plugin “Saros”,<sup>2</sup> which allows concurrent editing in all shared files for both developers.

2. Project homepage: <https://www.saros-project.org>



Their 9 sessions were recorded on four days: Session **JA1** on one day, sessions **JA2** to **JA9** two weeks later on three consecutive days. See also Schenk’s description of the data collection [7, pp. 137–139].

J1 and J2 have known each other for a year and previously shared an office for two months. Consultant J1 had his first contact with the application domain 8 months before the sessions. See Table 10 for general information on the developers and Table 23 for structured information on the recorded sessions.

ID	Gnd	Lang	Dev.		PP		Comp.		#S #P
			Y	M	Y	M	Y	M	
J1	male	DE	6	4	<i>n.a.</i>		0	8	9 1
J2	male	DE	2	6	<i>n.a.</i>		2	6	9 1

Pair constellations 1

Table 10: Overview of the J developers. Experience data as of 2013-01. See Section 4.2 for information on the data and its representation.

**Session JA1** Domain expert J2 had designed and implemented a plugin-based architecture in Java to monitor and download remote files from the servers of different radio stations about a year earlier. J1’s role is helping to review and clean-up the code together to ease the subsequent implementation of a new feature. In the session, they review only one class, try (and fail) to refactor it by extracting local methods, and ultimately decide to rewrite the whole system from scratch, which they do two weeks later in sessions **JA2** to **JA9**.

**Session JA2** The pair starts developing the module from scratch. In the first part of the session, J2 shows J1 a number of helper implementations he wrote in the meantime and J1 criticizes them. Afterwards, they discuss and collect requirements together in a plain text file.

## 6.8. Company K

Company K develops and operates a large web portal for many real estate services using different technologies which are connected via a microservice architecture.

We collected data on multiple occasions: Sessions **KA1** and **KA2** show an inter-team collaboration, sessions **KB1** and **KB2** show in-team work two months later, and **KC1** to **KC4** take place yet another six months later after the team had changed its technology stack. See Table 11 for general information on the developers and Table 24 for structured information on the recorded sessions.

*Note on Naming Scheme:* Originally, we considered all 8 K-sessions to be from the same context and numbered them accordingly as “KA1” to “KA8”. However, we later recognized them as coming from three different contexts (different involved systems, even different programming languages). Therefore, when we mention “session KA6” in [9], we actually refer to session **KC2**.

**Session KA1 and KA2** Developers K1 and K2 come together to work out an API between their respective teams’ subsystems: K1 is responsible for a mobile app for which K2 writes the endpoint with Java Spring web framework.<sup>3</sup> Before they can start with their actual task,

3. Project homepage: <https://spring.io>

ID	Gnd	Lang	Dev.		PP		Comp.		#S #P
			Y	M	Y	M	Y	M	
K1	male	DE	0	6	<i>n.a.</i>		0	6	2 1
K2	male	DE	<i>n.a.</i>		2	6	0	3	8 3
K3	male	DE	8		2 / 3		1		4 1
K4	male	DE	12		<i>n.a.</i>		1	3	2 1

Pair constellations 3

Table 11: Overview of the K developers. Experience data as of 2013-05. See Section 4.2 for information on the data and its representation.

they first need to change the target URL of a single link which takes them 45 minutes and the help of two colleagues, because their development environment was set up improperly. Afterwards, K1 explains the data he needs with some dummy JSON file he prepared and K2 considers which internal microservices are able to provide these data.

After a lunch break, they create a first implementation in session **KA2**. Overall, their pair work involves reading a lot of somewhat-known source code and existing API specifications, and generates a lot of fresh common ground between the two.

**Sessions KB1 and KB2** These two sessions were recorded two months after session **KA1** and **KA2**. Developers K2 (who is now more experienced in the domain) and K3 (who knows more about databases) amend their data model: First they introduce a new model class and discuss which fields to include. In the second half they write and debug a database migration to adapt the database schema.

**Sessions KC1 and KC2** Yet another six months later, developers K2 and K3 work together in their now changed environment: The team switched its technology stack from Java to CoffeeScript.<sup>4</sup> The two are in the process of getting to know the jQuery JavaScript library<sup>5</sup> because they want to write an integration test of an auto-completion feature, for which they want to programmatically enter characters into an input field. In session **KC1**, they set up their test environment and discuss different test approaches. In session **KC2**, after a lunch break, they try out these approaches (which do not work as intended) and struggle with the debugger.

## 6.9. Context L

L1 is a freelance consultant who offers remote training sessions via **RPP** or **DPP**. Individual developers bring their own tasks and work with him remotely.

We recorded two of these training sessions with two different clients L2 and L3. See Table 12 for general information on the developers and Table 25 for structured information on the recorded sessions.

**Session LA1** Consultant L1 and developer L2 go through a tutorial on the Ruby language.<sup>6</sup> L1 is knowl-

4. Project homepage: <https://coffeescript.org>

5. Project homepage: <https://jquery.com>

6. Tutorial homepage: <http://rubykoans.com>

ID	Gnd	Lang	Dev.		PP		Comp.		#S #P
			Y	M	Y	M	Y	M	
L1	male	EN	11		<i>n.a.</i>		2	7	2 2
L2	male	EN	14		<i>n.a.</i>		0	1	1 1
L3	male	EN	<i>n.a.</i>		<i>n.a.</i>		<i>n.a.</i>		1 1
Pair constellations									2

Table 12: Overview of the L developers. Experience data as of 2014-02. See Section 4.2 for information on the data and its representation.

edgeable in Ruby (but still learns some fundamental aspects) whereas L2 is fairly new to it.

**Session LB1** Consultant L1 and developer L3 play around with the impress.js library for browser-based slideshows.<sup>7</sup>

## 6.10. Company M

Company M develops software for multiple clients in the energy and logistics sectors.

We recorded a single session with developers M1 and M2. See Table 13 for general information on the developers and Table 26 for structured information on the recorded sessions.

ID	Gnd	Lang	Dev.		PP		Comp.		#S #P
			Y	M	Y	M	Y	M	
M1	male	–, EN	8		<i>n.a.</i>		2	1	1 1
M2	male	–, EN	2	2	<i>n.a.</i>		2	2	1 1
Pair constellations									1

Table 13: Overview of the M developers. Experience data as of 2014-10. See Section 4.2 for information on the data and its representation.

**Session MA1** Developer M2 goes through a number of database tables and asks M1 many questions about their purpose. Since M2 has prepared a list of helpful SQL SELECT queries as a guide, the session is efficient and only lasts 25 minutes.

## 6.11. Company N

Company N develops and operates the web platform for a fashion retailer.

We recorded 5 sessions during the company’s “on-boarding” process where a group of new hires is introduced to the company and its technology stack. During these sessions, each developer works on his or her own machine to set up the Docker-<sup>8</sup> and AWS-based<sup>9</sup> development environment. There is no source code involved, only a multitude of documentation which the developers try to work through in groups of two or three. See Table 14 for general information on the developers and Table 27 for structured information on the recorded sessions.

7. Project homepage: <https://impress.js.org>

8. Project homepage: <https://www.docker.com>

9. Amazon Web Services: <https://aws.amazon.com>

ID	Gnd	Lang	Dev.		PP		Comp.		#S #P
			Y	M	Y	M	Y	M	
N1	male	DE	<i>n.a.</i>		<i>n.a.</i>		0	0	2 1
N2	male	DE	<i>n.a.</i>		<i>n.a.</i>		0	0	3 2
N3	female	DE	<i>n.a.</i>		<i>n.a.</i>		0	0	3 2
N4	male	DE	<i>n.a.</i>		<i>n.a.</i>		0	0	3 2
Pair/group constellations									3

Table 14: Overview of the N developers. Experience data as of 2016-01. See Section 4.2 for information on the data and its representation.

**Session NA1 and NA3** Developers N1 and N2 sit next to each other and work through the documentation, but each configures their own machine. They take a 1-hour break between **NA1** and **NA3**.

*Note on Data:* While N1’s audio, screen, and webcam are recorded, only the audio is available for N2.

**Session NA2 and NA4** Analogous to **NA1** and **NA3**, including the break and N4 audio-only limitation.

**Session NA5** One week later, developers N2, N3, and N4 sit together at one table, each of them still trying to set up their respective development environments. They exchange ideas and insights for three and a half hours.

*Note on Data:* N4’s webcam is not recorded, but all other channels are (i.e., 3× audio, 3× screencast, and 2× webcam).

## 6.12. Company O

Company O develops a web-based project planning tool using CoffeeScript in both frontend and backend.

During a four-week observation period we recorded 10 sessions on 4 recording days. The team employed normal pair programming (**PP**), mob programming (**Mob**), side-by-side programming (**SbS**), and remote pair programming (**RPP**). See Table 15 for general information on the developers and Table 28 for structured information on the recorded sessions.

ID	Gnd	Lang	Dev.		PP		Comp.		#S #P
			Y	M	Y	M	Y	M	
O1	male	DE, EN	10	8	<i>n.a.</i>		1		7 4
O2	male	DE, EN	<i>n.a.</i>		<i>n.a.</i>		0	5	2 1
O3	female	–, EN, DE	1	1	<i>n.a.</i>		0	1	9 5
O4	male	DE, EN	<i>n.a.</i>		<i>n.a.</i>		0	5	9 5
O6	male	DE, EN	<i>n.a.</i>		<i>n.a.</i>		<i>n.a.</i>		1 1
Pair/group constellations									6

Table 15: Overview of the O developers. Experience data as of 2016-06. See Section 4.2 for information on the data and its representation.

**Sessions OA1 and OA2** Developers O3 and O4 are tasked with writing a test case for some new functionality. Even though they get some help from a colleague along the way, they do not make progress in sessions **OA1** and **OA2** (separated by a lunch break). There are multiple reasons for this: They neither know that part of the production code nor the underlying technology (React and Redux<sup>10</sup>) nor their development environment so they

10. Project homepages: <https://reactjs.org> and <https://redux.js.org>

resort to “console.log”-debugging for which they have to rebuild the software in three-minute cycles. The pair speaks English throughout the session, which is neither developer’s first language.

*Note on Data:* Session **OA1** started as plain PP with only one screen. However, O4 started using his laptop along the way (and continued in **OA2**), but his screen is not recorded. Additionally, there is no webcam recording at all for session **OA1**.

**Sessions OA3, OA4, and OA5** Four developers of the team work on a bug that causes some rendering issues on drag-and-drop actions in a calendar view. Between **OA3** and **OA4** there is a 10 minute break; between **OA4** and **OA5**, there is a 15 minute break, during which developers O2 and O4 left the group, leaving just O1 and O3 who amend test cases, refactor the production code, and eventually fix the bug. Along the way, O1 explains general software development principles to O3.

**Sessions OA6 and OA7** Developers O3 and O4 try to understand a performance issue in their web application for about an hour. Twenty minutes later, O4 continues this task with O1. Both sessions are done via a Skype call with audio and screensharing but no webcam.

*Note on Data:* No webcam was recorded.

**Sessions OA8, OA9 and OA10** The three developers O1, O3, and O4 work on a bug in three sessions. At first, they investigate production code and test code to understand the reason for a newly failing test case that is unrelated to the bug: They changed some implementation but did not adapt the mock objects used in the tests accordingly. They eventually adapt the mock objects and write new test cases to reproduce the bug. Developer O1 leaves session **OA8** after 17 minutes, but is again part of the group in sessions **OA9** and **OA10**.

### 6.13. Company P

Company P develops and operates the web platform for a car part retailer. The website is consists of multiple large PHP apps.

During a one-week stay, we recorded 4 sessions with 3 developers. See Table 16 for general information on the developers and Table 29 for structured information on the recorded sessions.

ID	Gnd	Lang	Dev.		PP		Comp.		#S #P
			Y	M	Y	M	Y	M	
P1	male	DE	5		2		2		4 2
P2	male	DE	6		3	6	3	6	2 1
P3	male	DE	5		2		2		2 1

Pair/group constellations 2

Table 16: Overview of the P developers. Experience data as of 2018-06. See Section 4.2 for information on the data and its representation.

**Sessions PA1 and PA2** In session **PA1**, developers P1 and P2 review a database migration written by P1 and discuss the requirements that led to the database schema change in the first place. They continue after their lunch

break with session **PA2** where they test and debug the migration and end up changing test cases to remove embedded false assumptions.

**Sessions PA3 and PA4** Developers P1 (who is more knowledgeable in the backend) and P3 (more frontend) continue the implementation of a new API endpoint which P3 already started. In **PA3**, P3 shows his existing implementation for which they write tests; P1 explains backend-related software development best practices. On the next day, in session **PA4**, they implement the database access which causes them problems because of some idiosyncrasy of their object-relational (OR) mapper. There is a 13-minute break in session **PA4** due to a spontaneous team meeting.

## 7. Discussion

The data collection procedure described in Section 3 has a number of properties which affect the recordings’ content.

### 7.1. Limitation of Scope

Due to the method’s design, our recordings will not reflect all kinds of relevant PP situations that occur in practice. Here is a discussion of the likely coverage gaps:

- **Not all companies:** Due to our naturalistic approach (we did not *request* developers to use PP), we did not target companies with little or no pair programming usage.
- **Not all developers:** All recordings are voluntary and some developers may not want to be recorded. In company P, for example, one team member did use PP, but did not want to be part of the data collection.
- **No short sessions:** The majority of the sessions in the repository is one hour or longer, the shortest one is 25 minutes long. In discussions with practitioners, however, some reported common session lengths of 10 or 15 minutes, often started spontaneously and very informally. Since our recording setup poses an overhead to the normal work flow, such *ad hoc* pairings are difficult to record. Conversely, once pairs had gone through setting up a recording session, they possibly stayed in it longer than they normally would have.
- **No tense situations:** The mere presence of a researcher on site may be regarded as a distraction. In companies O and P there were multiple months between the first discussion and the start of the main data collection, and in both cases it was due to the Scrum Masters wanting to postpone the research activity until a turbulent phase in their respective project was over. A second data collection phase in company O did not happen because of immense time pressure for the software developers—even though both developers and Scrum Masters were very happy with the insights from the first round. It is not clear whether any pair programming was done in these stressful phases.

There are other limitations of the data, which are not strictly due to design, but due to practicalities of getting in contact with a company and traveling.

- **Western Cultural Background:** All companies are based in Germany with the exception of company M which is in Oslo, Norway.
- **Language Limitations:** Most developers are native German speakers. The L-developers are the only native English speakers (but the L-sessions lacked an organizational background); the M- and O-developers use English as their work language.

## 7.2. Effects of Recording Infrastructure

In companies A to D, we have also equipped the developers' IDEs with a plugin to collect technical information on their current activities, focus, etc. (see [12, pp. 85 & 461–479]). This led to some artifacts in the programming sessions. For instance, in **CA2** the developers spent 1:20 minutes trying (and failing) to look up an ID from the issue tracker on the (remote) development computer before tabbing out of the RDP session to find the necessary information on the (local) recording computer within five seconds. They had first avoided this to ensure continuous data collection. In session **CA3**, the IDE was repeatedly and unexplainedly unresponsive for 1:20 minutes at a time (totaling about one third(!) of the whole session). This may have been due to a defect in the data collection plugin.

There were several instances of developers not working on their own machine and this affecting their work: In sessions **CA2** and **BA1**, the developers spent some time to get comfortable with their IDE as some options are not set as they were used to; session **DA2** starts with several minutes of the pair waiting for an SVN update to complete since the workspace had not been used for a while.

The recording infrastructure was not always fully compatible with the local circumstances and the developers' habits; in session **EA1**, the same keyboard shortcut had two meanings that were active at the same time: Stepping in the IDE's debugger and pausing for our Camtasia recording software. Not only did this lead to some gaps in the screencast, but appears to have also confused the developers as the continuous audio recording reveals. All pairs in company F appear to have used two monitors, but the recording setup at the time was not able to capture both, so the screencast is missing one half.

Although wireless microphones and webcam were supposed to not bother the developers, they occasionally fiddled with them, e.g., before leaving the desk for a minute and again upon their return. One pair knocked over the webcam from its tripod; another pair took a break together to get some candies and wandered beyond the wireless transmitter radius while still talking about their task.

Reports on how the subjects felt regarding the data collection are available from the C-developers only, some of which say they felt being watched while others claim to have forgotten the camera after five minutes.

## 7.3. Effects of Pre-Existing Notions

We had pre-existing notions of what the social reality of industrial software development looks like which were deeply embedded in the data collection process and affect its outcomes.

**Not Recording All Aspects** The first such notion is *pair programming* itself. Our research started with the textbook definition of 'two developers jointly working on one computer'. Neither of these quantities is fixed in everyday industrial development, but they *are* fixed in the session recording: Screencast software, microphones, and camera angle are all set up for *two* developers on *one* computer. However, developers may suddenly open their own laptop or interact with other developers who are out of reach of the microphones and/or beyond the camera angle.

Another impact from the research interest on the way data was collected can be seen in the sessions recorded by Plonka, who was initially interested in the *driver/navigator* metaphor. In order to easily see who is control of keyboard and mouse, the camera angle of sessions in companies C, D, E, and F centers on the developers' hands and so occasionally cuts off their faces. Sessions from the other companies focus on the developers' faces instead.

**Affecting Developer Behavior** The second, related notion is that a *PP session* pertaining to a *task* is a meaningful unit of a software developer's workday. However, some companies form pairs independent of concrete tasks for multiple days on end during which the pair members behave as *one*, taking coffee breaks together without really starting or ending a "session". In contrast, our data collection procedure described above is session-centric. Questionnaires before and/or after the recording frame the session in two senses. First, they introduce a ceremonial start and end: In the beginning of sessions **CA2** and **EA1**, the developers filling out the questionnaire was accidentally recorded—it took them more than nine minutes, an unnatural intrusion in their work. Second, the pre-session questionnaire asked the developers to think about the work time ahead. In particular, the questionnaire asked for task classification and description, a characterization of the expected difficulties, and an estimated time to completion (see Fig. 2). Although this may yield valuable context information for the researcher, it may impose an unnatural focus on the developers by making them think about aspects they would not have thought about had it not been for the recording.

Another effect of session-centrism can be observed in multiple session recordings in various companies: Pair members are occasionally interrupted by their colleagues with technical or organizational concerns. A common and unnatural reaction of the pairs in the recordings is to send away the interrupter unsatisfied as if to protect the integrity of the data collection.

The recordings in company E are peculiar in another way, which also possibly indicates an intention of the developers to protect the data collection: The work station for the session recordings was set up in a meeting room, so that the pairs were secluded from the rest of their team.

Such effects are more pronounced in the recordings that were done under a "Understand PP" headline (see Table 1). For instance, the pairings in companies C to F do not appear to be holding up to the naturalistic ideal as only *one* of the overall 21 pairs was recorded twice.<sup>11</sup>

11. The pair E1/E2 worked together in **EA1** and **EA6**. Sessions **DA5** and **DA6** also feature the same pair (D2/D8), but were recorded in one sitting.



In the spirit of a “workshop”, the developers could write their names on a list with a morning and an afternoon slot if they wanted to be recorded.

In company P, the team at one point discussed how the next pair should be formed based on what we at the time understood as organizational constraints. However, in the next reflective interview, the developers revealed that they intended to give another, previously not-recorded colleague the chance to also benefit from the feedback we would provide.

## 7.4. Summary of Data Quality

Notwithstanding the above limitations of the data collection, the session repository comprises diverse, realistic, detailed data. At the time of writing, it contains 67 recordings from 13 different companies featuring 57 different professional software developers who worked together in 41 different constellations of (mostly) two members.

In these sessions, the developers worked on actual industrial tasks for as long as they wanted, and in most cases also freely chose who to work with and when to start. The exception here are the 23 sessions from companies C to E, where the developers had to sign up for either a morning of an afternoon slot, and were possibly inclined to work with partners they would normally not pair with in the prospect of learning something in the reflective interview. It can also not be ruled out that the developers in all companies worked in pairs more often for our recordings than normal.

All of the above concerns may affect the *frequency* of phenomena (such as more or fewer conflict situations, more or less easy tasks, or more or less fatigue due to longer sessions), but none of these appear likely to produce entirely artificial behavior. Depending on the make up of concrete studies (e.g., qualitative or quantitative approach), the above considerations need to be kept in mind.

## 8. Usage in Publications

See Figure 4 for an overview of all publications from our research group that build on the data of the PP-ind repository described in this document.

## References

- [1] K. Beck, *Extreme Programming Explained: Embrace Change*. Addison-Wesley Professional, 1999.
- [2] J. E. Hannay, T. Dybå, E. Arisholm, and D. I. Sjøberg, “The effectiveness of pair programming: A meta-analysis,” *Information and Software Technology*, vol. 51, no. 7, pp. 1110–1122, 2009. DOI: [10.1016/j.infsof.2009.02.001](https://doi.org/10.1016/j.infsof.2009.02.001).
- [3] E. Arisholm, H. Gallis, T. Dybå, and D. I. Sjøberg, “Evaluating pair programming with respect to system complexity and programmer expertise,” *IEEE Transactions on Software Engineering*, vol. 33, no. 2, pp. 65–86, 2007, ISSN: 0098-5589. DOI: [10.1109/TSE.2007.17](https://doi.org/10.1109/TSE.2007.17).
- [4] S. Salinger, L. Plonka, and L. Prechelt, “A coding scheme development methodology using grounded theory for qualitative analysis of pair programming,” *Human Technology: An Interdisciplinary Journal on Humans in ICT Environments*, vol. 4, no. 1, pp. 9–25, 2008, ISSN: 1795-6889. [Online]. Available: <http://urn.fi/URN:NBN:fi:ju-200804151350>.
- [5] S. Salinger and L. Prechelt, *Understanding Pair Programming: The Base Layer*. Norderstedt, Germany: BoD, Dec. 6, 2013, 224 pp., ISBN: 978-3-7322-8193-0. [Online]. Available: <http://www.inf.fu-berlin.de/inst/ag-se/pubs/SalPre13-baseconbook.pdf>.
- [6] L. Plonka, “Unpacking collaboration in pair programming in industrial settings,” Ph.D. dissertation, Open University, 2012.
- [7] J. Schenk, “Industrially usable distributed pair programming,” Ph.D. dissertation, Freie Universität Berlin, Fachbereich Mathematik und Informatik, 2018. DOI: [10.17169/refubium-938](https://doi.org/10.17169/refubium-938).
- [8] F. Zieris and L. Prechelt, “On knowledge transfer skill in pair programming,” in *Proc. 8th ACM/IEEE Int'l. Symposium on Empirical Software Engineering and Measurement*, ser. ESEM '14, New York, NY, USA: ACM, 2014, 11:1–11:10. DOI: [10.1145/2652524.2652529](https://doi.org/10.1145/2652524.2652529).
- [9] —, “Observations on knowledge transfer of professional software developers during pair programming,” in *Proc. 38th Int'l. Conf. on Software Engineering Companion*, ser. ICSE '16, Austin, Texas: ACM, 2016, pp. 242–250, ISBN: 978-1-4503-4205-6. DOI: [10.1145/2889160.2889249](https://doi.org/10.1145/2889160.2889249).
- [10] F. Zieris and S. Salinger, “Doing scrum rather than being agile: A case study on actual nearshoring practices,” in *Proc. 8th IEEE Int'l. Conf. on Global Software Engineering*, 2013. DOI: [10.1109/ICGSE.2013.26](https://doi.org/10.1109/ICGSE.2013.26).
- [11] S. Salinger, C. Oezbek, K. Beecher, and J. Schenk, “Saros: An Eclipse plug-in for Distributed Party Programming,” in *Proceedings of the 2010 ICSE Workshop on Cooperative and Human Aspects of Software Engineering - CHASE '10*, ACM Press, 2010. DOI: [10.1145/1833310.1833319](https://doi.org/10.1145/1833310.1833319).
- [12] S. Salinger, “Ein Rahmenwerk für die qualitative Analyse der Paarprogrammierung,” Ph.D. dissertation, Freie Universität Berlin, Fachbereich Mathematik und Informatik, 2013. DOI: [10.17169/refubium-14050](https://doi.org/10.17169/refubium-14050).
- [13] L. Plonka, J. Segal, H. Sharp, and J. van der Linden, “Collaboration in pair programming: Driving and switching,” in *Agile Processes in Software Engineering and Extreme Programming*, ser. Lecture Notes in Business Information Processing, A. Sillitti, O. Hazzan, E. Bache, and X. Albaladejo, Eds., vol. 77, Springer, 2011, pp. 43–59, ISBN: 978-3-642-20676-4. DOI: [10.1007/978-3-642-20677-1\\_4](https://doi.org/10.1007/978-3-642-20677-1_4).
- [14] —, “Investigating equity of participation in pair programming,” in *Proc. Agile India 2012*, 2012. DOI: [10.1109/AgileIndia.2012.16](https://doi.org/10.1109/AgileIndia.2012.16).
- [15] L. Plonka, H. Sharp, and J. v. d. Linden, “Disengagement in pair programming: Does it matter?” In *Proc. 2012 Intl. Conf. on Software Engineering*, IEEE Press, 2012, pp. 496–506. DOI: [10.1109/ICSE.2012.6227166](https://doi.org/10.1109/ICSE.2012.6227166).
- [16] L. Plonka, H. Sharp, J. van der Linden, and Y. Dittrich, “Knowledge transfer in pair programming: An in-depth analysis,” *Int'l. J. of Human-Computer Studies*, vol. 73, pp. 66–78, 2015, ISSN: 1071-5819. DOI: [10.1016/j.ijhcs.2014.09.001](https://doi.org/10.1016/j.ijhcs.2014.09.001).
- [17] S. Salinger, F. Zieris, and L. Prechelt, “Liberating pair programming research from the oppressive driver/observer regime,” in *Proc. 2013 Int'l. Conf. on Software Engineering*, ser. ICSE '13, Piscataway, NJ, USA: IEEE Press, 2013, pp. 1201–1204. DOI: [10.1109/ICSE.2013.6606678](https://doi.org/10.1109/ICSE.2013.6606678).
- [18] J. Schenk, L. Prechelt, and S. Salinger, “Distributed-pair Programming can work well and is not just Distributed Pair-programming,” in *Companion Proceedings of the 36th International Conference on Software Engineering*, ser. ICSE Companion 2014, Hyderabad, India: ACM, 2014, pp. 74–83, ISBN: 978-1-4503-2768-8. DOI: [10.1145/2591062.2591188](https://doi.org/10.1145/2591062.2591188).
- [19] F. Zieris and L. Prechelt, “Explaining pair programming session dynamics from knowledge gaps,” in *Proc. 42nd Int'l. Conf. on Software Engineering (ICSE '20)*, 2020, pp. 421–432. DOI: [10.1145/3377811.3380925](https://doi.org/10.1145/3377811.3380925).
- [20] F. Zieris, “Qualitative analysis of knowledge transfer in pair programming,” Ph.D. dissertation, Freie Universität Berlin, Fachbereich Mathematik und Informatik, 2020. DOI: [10.17169/refubium-28718](https://doi.org/10.17169/refubium-28718).

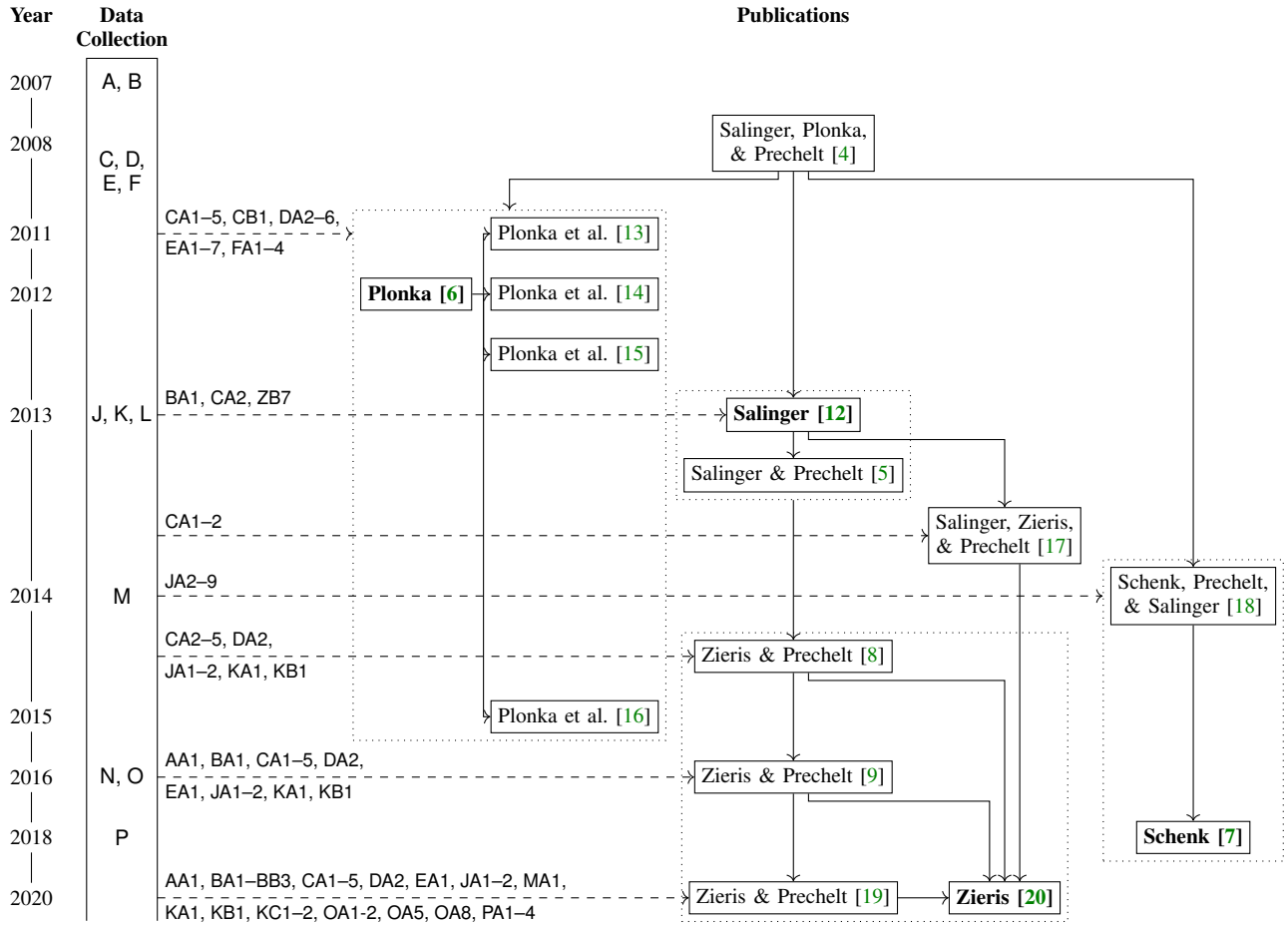


Figure 4: Timeline of data collection and scientific publications originating in our research group. Arrows between publications  $\longrightarrow$  indicate reuse of ideas or building on results; arrows from data collection  $\dashrightarrow$  indicate which PP sessions were analyzed. PhD theses are set **bold**. (Note: ZB7 is a non-industrial PP session with students.)

ID	Mode	Developer		Start	Dur.	SL	PL	Pre	Post
		A1	A2						
<b>AA1</b>	PP	X	X	2007-01-26 13:43	2:22	DE	Java, Objective-C, SQL, HTML, Tcl	2 1	2 1

Table 17: Overview of the A sessions. See Section 4.3 for information on the data and its representation.

ID	Mode	Developer		Start	Dur.	SL	PL	Pre	Post
		B1	B2						
<b>BB1</b>	PP	X	X	2007-04-27 13:25	1:21	DE	PHP, HTML	2 2	<i>n.a.</i>
<b>BB2</b>	PP	X	X	2007-04-27 16:51	1:51	DE	PHP, HTML, SQL, JavaScript, CSS	<i>n.a.</i>	<i>n.a.</i>
<b>BB3</b>	PP	X	X	2007-04-27 18:58	1:32	DE	PHP, HTML, JavaScript	<i>n.a.</i>	<i>n.a.</i>
<b>BA1</b>	PP	X	X	2007-09-14 13:38	1:47	DE	PHP	1- 2	2 2

Table 18: Overview of the B sessions. See Section 4.3 for information on the data and its representation.

ID	Mode	Developer								Start	Dur.	SL	PL	Pre	Post
		C1	C2	C3	C4	C5	C6	C7	C8						
<b>CA1</b>	PP	X	X							2008-05-05 13:27	1:18	DE	Java	3 3	2 2
<b>CB1</b>	PP				X				X	2008-05-06 07:54	1:12	DE	Java	2 1	2 2
<b>CA2</b>	PP		X			X				2008-05-07 11:46	1:14	DE	Java	3 4	3 1
<b>CA3</b>	PP					X	X			2008-05-07 15:34	2:10	DE	Java	2 2	1 1
<b>CA4</b>	PP				X			X		2008-05-08 10:25	1:34	DE	Java	1 1	2 2
<b>CA5</b>	PP		X	X						2008-05-09 10:32	1:23	DE	Java	4 4	2 3+

Table 19: Overview of the C sessions. See Section 4.3 for information on the data and its representation.

ID	Mode	Developer								Start	Dur.	SL	PL	Pre			Post	
		D1	D2	D3	D4	D5	D6	D7	D8									
<b>DA1</b>	PP	X	X							2008-10-06 14:07	2:21	DE	Java, XML	“3–4”	1		1	
<b>DA2</b>	PP				X	X				2008-10-08 10:13	2:23	DE	Java	“first time”	2		2.5	
<b>DA3</b>	PP				X	X				2008-10-08 14:01	1:05	DE	XML (Spring)	6	2.5		5	
<b>DA4</b>	PP							X	X	2008-10-08 16:22	2:00	DE	Java, XML	3	2		“not done”	
<b>DA5</b>	PP		X						X	2008-10-09 10:27	0:31	DE	Java	1			<i>n.a.</i>	
<b>DA6</b>	PP		X						X	2008-10-09 13:01	0:58	DE	Java	<i>n.a.</i>		“1 / 4”	1	

Table 20: Overview of the D sessions. See Section 4.3 for information on the data and its representation. All pairs filled out the pre-session questionnaire together. In session **DA2**, the pair talks with two other developers (5 minutes with D7, then 12 minutes with D6). In session **DA6**, the pair worked on two somewhat separate tasks which D2 rated separately in the post-session questionnaire.

ID	Mode	Developer								Start	Dur.	SL	PL	Pre			Post	
		E1	E2	E3	E4	E5	E6	E7	E8									
<b>EA1</b>	PP	X	X							2008-10-27 11:29	1:17	DE	C++	“2–3”	3	2	3	
<b>EA2</b>	PP				X	X				2008-10-27 13:18	2:46	DE	XML (Maven)	“first time”	“–”	1	1	
<b>EA3</b>	PP	X				X				2008-10-28 10:43	1:25	DE	C++	3	3	3	“3–2”	
<b>EA4</b>	PP				X		X			2008-10-29 09:37	1:52	DE	C#	“–”	“0”	2	2	
<b>EA5</b>	PP			X				X		2008-10-29 13:09	1:41	DE	C++, Java	“none”	“5–6”	2	2	
<b>EA6</b>	PP	X	X							2008-10-30 10:05	1:40	DE	C++	“2–3”	3	2	2	
<b>EA7</b>	PP		X						X	2008-10-31 09:25	1:50	DE	C++	2–	2–	2	2+	

Table 21: Overview of the E sessions. See Section 4.3 for information on the data and its representation.

ID	Mode	Developer						Start	Dur.	SL	PL	Pre		Post	
		F1	F2	F3	F4	F5	F6								
<b>FA1</b>	PP	X	X					2008-11-11 15:06	1:45	DE	Java, XML, SQL	3	3	2	2
<b>FA2</b>	PP		X	X				2008-11-12 11:07	1:59	DE	Java, XML, SQL	3	3	1	2
<b>FA3</b>	PP			X	X			2008-11-13 11:06	2:39	DE	Java	2	3	2	1
<b>FA4</b>	PP					X	X	2008-11-13 15:18	1:52	DE	Java	2	2	3	1

Table 22: Overview of the F sessions. See Section 4.3 for information on the data and its representation.

ID	Mode	Developer		Start	Dur.	SL	PL
		J1	J2				
<b>JA1</b>	DPP	X	X	2013-01-31 14:05	1:07	DE	Java
<b>JA2</b>	DPP	X	X	2013-02-13 10:51	1:15	DE	Java
<b>JA3</b>	DPP	X	X	2013-02-13 13:17	1:53	DE	Java
<b>JA4</b>	DPP	X	X	2013-02-13 15:26	2:01	DE	Java
<b>JA5</b>	DPP	X	X	2013-02-14 10:33	1:36	DE	Java
<b>JA6</b>	DPP	X	X	2013-02-14 13:13	0:42	DE	Java
<b>JA7</b>	DPP	X	X	2013-02-14 14:54	1:56	DE	Java
<b>JA8</b>	DPP	X	X	2013-02-15 10:54	1:06	DE	Java
<b>JA9</b>	DPP	X	X	2013-02-15 12:59	5:27	DE	Java

Table 23: Overview of the J sessions. See Section 4.3 for information on the data and its representation.

ID	Mode	Developer				Start	Dur.	SL	PL
		K1	K2	K3	K4				
<b>KA1</b>	PP	X	X			2013-03-14 10:37	2:00	DE	Java
<b>KA2</b>	PP	X	X			2013-03-14 13:15	2:53	DE	Java
<b>KB1</b>	PP		X	X		2013-05-02 13:45	0:53	DE	Java, SQL
<b>KB2</b>	PP		X	X		2013-05-02 15:26	1:36	DE	Java, SQL
<b>KC1</b>	PP		X	X		2013-10-29 11:24	0:59	DE	CoffeeScript
<b>KC2</b>	PP		X	X		2013-10-29 12:59	2:01	DE	CoffeeScript
<b>KC3</b>	PP		X		X	2013-11-29 11:00	0:53	DE	CoffeeScript
<b>KC4</b>	PP		X		X	2013-11-29 11:44	2:10	DE	CoffeeScript

Table 24: Overview of the K sessions. See Section 4.3 for information on the data and its representation. In session **KA1**, the pair talks with developer K4 for 8 minutes.

ID	Mode	Developer			Start	Dur.	SL	PL
		L1	L2	L3				
<b>LA1</b>	RPP	X	X		2014-02-27 20:41	1:00	EN	Ruby
<b>LB1</b>	DPP	X		X	2014-03-06 16:11	0:47	EN	HTML, CSS

Table 25: Overview of the L sessions. See Section 4.3 for information on the data and its representation.

ID	Mode	Developer		Start	Dur.	SL	PL
		M1	M2				
<b>MA1</b>	PP	X	X	2014-10-16 11:42	0:25	EN	SQL

Table 26: Overview of the M sessions. See Section 4.3 for information on the data and its representation.

ID	Mode	Developer				Start	Dur.	SL	PL
		N1	N2	N3	N4				
<b>NA1</b>	SbS	X	X			2016-01-12 13:30	0:47	DE	–
<b>NA2</b>	SbS			X	X	2016-01-12 13:37	0:41	DE	–
<b>NA3</b>	SbS	X	X			2016-01-12 15:06	0:57	DE	–
<b>NA4</b>	SbS			X	X	2016-01-12 15:12	2:04	DE	–
<b>NA5</b>	Mob		X	X	X	2016-01-18 12:46	3:29	DE	–

Table 27: Overview of the N sessions. See Section 4.3 for information on the data and its representation.

ID	Mode	Developer					Start	Dur.	SL	PL
		O1	O2	O3	O4	O6				
<b>OA1</b>	PPao			X	X		2016-06-01 10:51	1:24	EN	CoffeeScript
<b>OA2</b>	PPao			X	X	X	2016-06-01 13:27	1:32	EN	CoffeeScript
<b>OA3</b>	Mob	X	X	X	X		2016-06-08 14:55	0:59	DE, EN	CoffeeScript
<b>OA4</b>	Mob	X	X	X	X		2016-06-08 16:05	0:50	DE, EN	CoffeeScript
<b>OA5</b>	PP	X		X			2016-06-08 17:11	1:09	EN	CoffeeScript
<b>OA6</b>	RPP			X	X		2016-06-09 14:00	0:56	EN	CoffeeScript
<b>OA7</b>	RPP	X			X		2016-06-09 15:17	1:39	DE	CoffeeScript
<b>OA8</b>	PP	X		X	X		2016-06-15 13:47	1:16	EN	CoffeeScript
<b>OA9</b>	Mob	X		X	X		2016-06-15 15:16	0:47	EN	CoffeeScript
<b>OA10</b>	Mob	X		X	X		2016-06-15 16:50	1:44	EN	CoffeeScript

Table 28: Overview of the O sessions. See Section 4.3 for information on the data and its representation. Session **OA2** started as a **PP (with Active Observer)** session, and developer O6 joined for a period of 14 minutes. Session **OA8** started as a **Mob Programming** session, but O1 had to leave for a meeting after 17 minutes.

ID	Mode	Developer			Start	Dur.	SL	PL
		P1	P2	P3				
<b>PA1</b>	PP	X	X		2018-06-05 11:24	0:58	DE	PHP
<b>PA2</b>	PP	X	X		2018-06-05 13:35	1:30	DE	PHP
<b>PA3</b>	PP	X		X	2018-06-06 12:23	1:31	DE	PHP
<b>PA4</b>	PP	X		X	2018-06-07 11:09	1:42	DE	PHP

Table 29: Overview of the P sessions. See Section 4.3 for information on the data and its representation.



## Appendix A.

### Recording Technicalities

We used three different generations of recording setups, the first of which was developed by Laura Plonka and Stephan Salinger, the other two by Julia Schenk and Franz Zieris.

#### Generation 1

Two computers are used in this setup: The development environment of the developers runs on one machine whose output is mirrored to another computer where the screen content is recorded with TechSmith Camtasia.<sup>12</sup> On Linux machines (company A), developers would work locally while the screen content is transferred to a Windows machine via VNC (Virtual Network Computing) to be recorded remotely (see Fig. 5b). On Windows machines (companies C, D, E, F), the developers would sit on the recording machine and use RDP (Remote Desktop Protocol) to log on the development machine, such that the recording device only needs to run Camtasia and the RDP client (see Fig. 5c). In some cases (company B), the same machine would be used for both development and recording (see Fig. 5a) thus limiting the available resources available in the developers' environment.

For the audio channel, there were also two solutions. The easy one was to use the webcam microphone (companies A and B, Figs. 5a and 5b), which was not able to pick up the developers' speech independently making it difficult to understand them when both speak at the same time. For higher audio quality, two wireless microphones were used in later recordings (companies C to F, Fig. 5c). Using an external USB soundcard, the two mono channels were hard-panned (100% left and 100% right) and mixed to one stereo channel.<sup>13</sup>

#### Generation 2

For the recordings in companies J and K, we used the web conferencing tool Adobe Connect<sup>14</sup> which relies on a Flash-based browser plugin to share one's screen content, webcam, and microphone.

To record the distributed pair programming sessions of company J, two Adobe connect meetings were started such that both developers each shared their respective screen, webcam, and headset microphone (which they had to use anyway for their DPP session). On the receiving end, the researcher stacks the two screen outputs on top of each other on a vertically rotated monitor and records the whole configuration (see Fig. 5d). Schenk organized the setup and the recording of the J-sessions; see [7, Sec. 3.2.2 & 3.2.3] for more details.

In companies K and M a similar setup was used: The developers put the headbands of USB headsets in the nape of their necks such that the cushions do not cover their ears and the microphone can pick up their speech. Again,

12. Product homepage: <https://www.techsmith.com/video-editor.html>

13. Model of the microphones: Audio-Technica W-701/L; Soundcard: Tascam US-122L

14. Product homepage: <https://www.adobe.com/products/adobeconnect.html>

two Adobe Connect meetings were necessary, this time to transmit both microphone signals. In company K, the pairs' dual-screen setup could also be captured this way (see Fig. 5e).

Compared to the first generation, the advantages of this infrastructure were (a) that the session could be watched live by the researcher while it was still recording thus making the next step (quick analysis) a bit faster and (b) the ease of the setup allowed that the recording could be done completely remotely as the developers had all necessary equipment on-site (modern web-browser, webcam, and headsets). Disadvantages were that (c) this setup only worked for Windows machines and that support for Flash (necessary for running Adobe Connect) was already declining at the time, and (d) fluctuation in network latency for the two audio channels meant that, for co-located pair programming in companies K and M, there was a notable randomly changing offset between the two signals. Whenever both microphones picked up the sound of one developer, e.g., because they looked at each other, an annoying robotic echo could be the result, which makes listening to the record rather unpleasant.

#### Generation 3

In order to enable recordings of pair programming sessions independent of the developers' operating systems, we looked for other solutions than Adobe connect. The most versatile ones turned out to be Skype<sup>15</sup> and TeamViewer,<sup>16</sup> the latter of which was able to transmit and record pixel-accurate screen contents so our research group purchased a commercial license. TeamViewer's recording feature allows to losslessly record the contents of a, say, Full HD display even if the recording device has a much smaller resolution available such as a window on a Laptop screen (see Fig. 5f). In order to process TeamViewer data further, however, the recording first needed to be rendered as a pixel video, which at times took much longer than the recording itself.

There were two options for recording the webcam. For relatively small distances between the development and the recording computers, the webcam could be connected directly to the recording machine using a really long USB cable in order to not disturb the developers. For setups more than one room apart, the webcam feed was transmitted in the TeamViewer session, which posed additional problems: Even though the webcam video is included in the pixel-video export, it has a fixed position and small resolution (ca. 160x120 pixels, next to the screen cast, in the upper right corner), and is also often notably out of sync with the screencast. To compensate this, we used Camtasia to screencapture the webcam feed separately while the session is running at a resolution of about 460x340 (see schematic in Fig. 5f, and annotated photograph from recording on-site in Fig. 6).

To avoid the robotic echo of network-transmitted dual audio, we record the audio of co-located sessions locally without any network in between. In company O, we used the same wireless microphones as before and fed them into one dictaphone; in company P we used two independent

15. Product homepage: <https://www.skype.com>

16. Product homepage: <https://www.teamviewer.com>

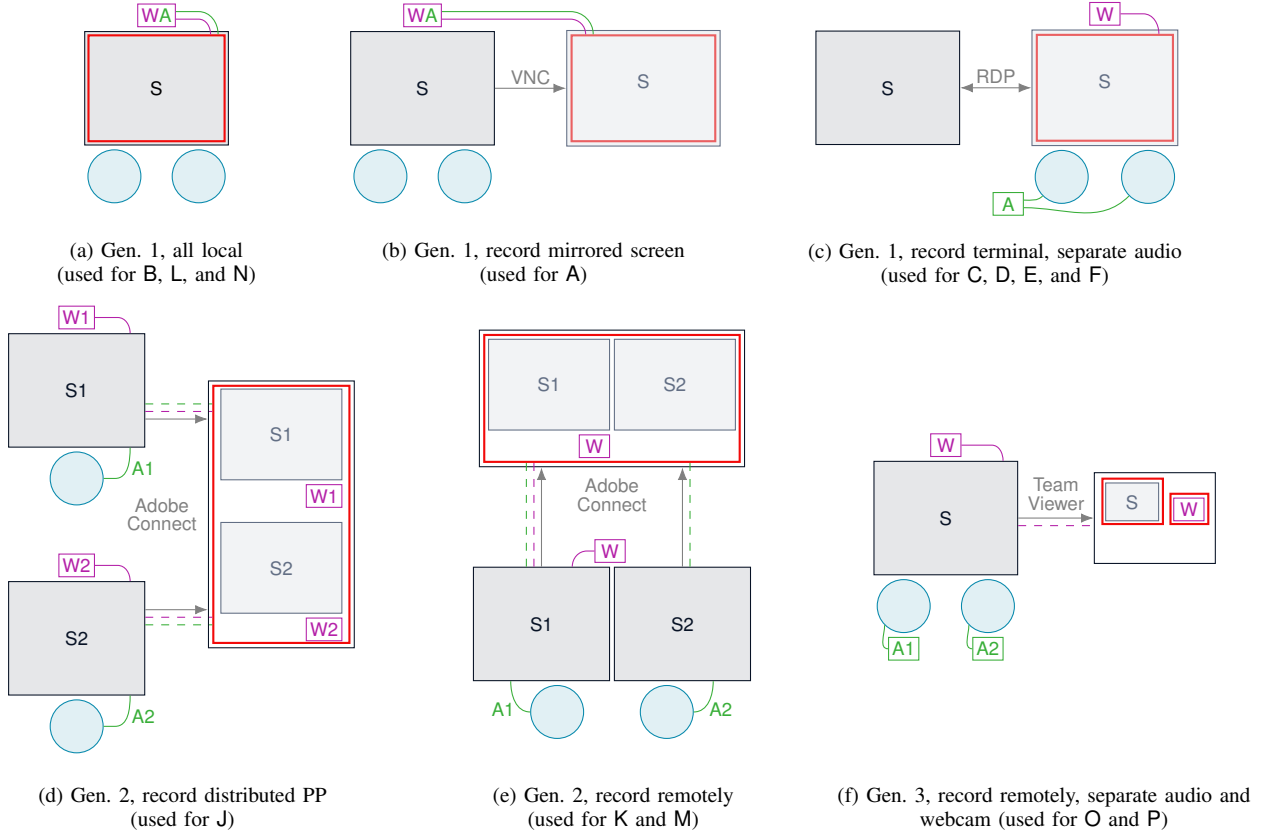


Figure 5: Different recording setups. Developers  $\circ$  sit in front of a screen  $S$  with a webcam  $W$  and some means to record audio  $A$ . Screen contents are transferred  $\rightarrow$  to another machine (together with audio  $---$  and/or webcam signal  $---$ ), where they are recorded  $\square$  with a screen capture tool.

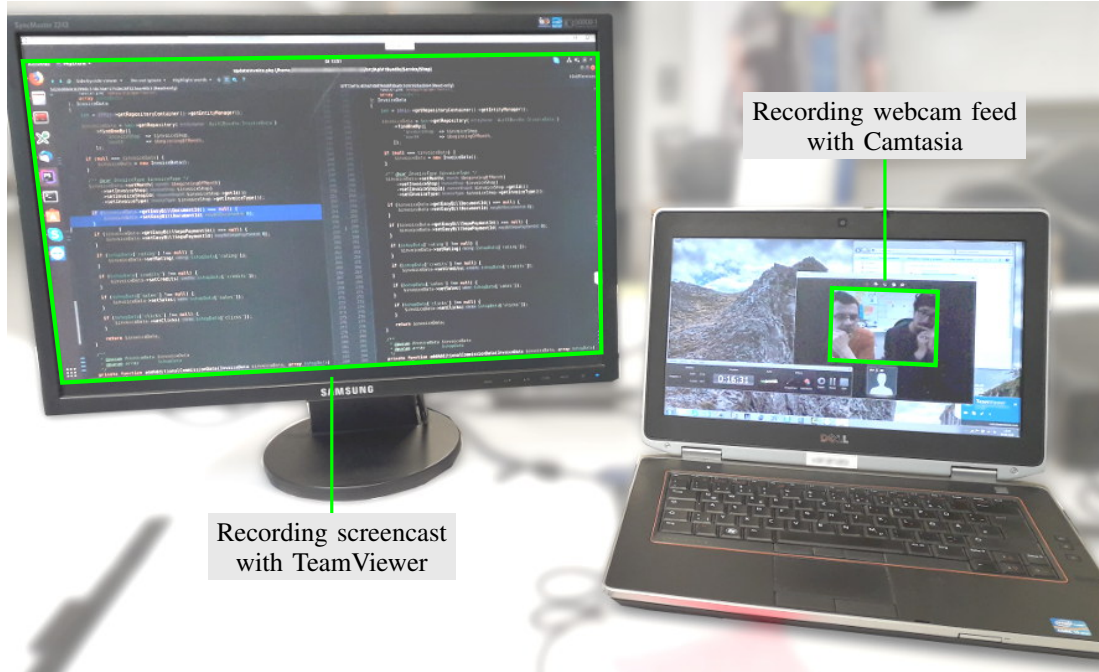


Figure 6: Concurrent recording of screencast and webcam as shown in Fig. 5f. This is an annotated photograph taken during the recording of session **PA2** in a conference room at company P. The developers P1 and P2 sit two rooms further down the hall. We used an external monitor only to follow the session live; it would not have been strictly necessary because TeamViewer will record the screencast in full resolution regardless of its current display size.

dictaphones each wired to a simple lapel microphone to record the developers individually.<sup>17</sup>

## Synchronizing the Data Channels

Depending on the setup, a recording session would yield a number of files with a number of data streams. In the simplest form (as for companies A and B) the result would be a single Camtasia file containing the screencast stream and the webcam stream (which also includes the audio). Such a file could be opened directly in Camtasia Studio and exported to a self-contained video file such as an AVI or MP4 video file.

In companies C through F—where audio was recorded externally—there were two Camtasia files: One comprising the screen content and webcam video just as in the simplest setup; the other containing the externally recorded dual-mono-mixed-to-stereo audio signal. To ease synchronizing the separate audio and video channels, the developers in these recordings were asked to clap in front of the camera. Ultimately, there were two ‘timelines’ that needed to be aligned.

With the second generation recording infrastructure using Adobe Connect web conferences, no such alignment was strictly necessary as all individual streams (two screens, one or two webcams, two audio channels) were already synchronized the moment they were captured off the researcher’s screen. However, some audio post-processing was still necessary as Adobe Connect center-panned both audio channels during the meeting such that they were mixed together in the Camtasia recording. Luckily, Adobe Connect allowed to record the sessions on the conference server and provided a large ZIP file containing all individual streams, including the audio track as an MP3 file. Using the mixed audio from the Camtasia recording as a reference, we could align the two separate audio recordings and hard-pan them to ultimately get a self-contained video after aligning these three timelines.

In the third recording generation, which relies on TeamViewer, a total of *four* timelines need to be synchronized: The screencast; two independent dictaphone recordings which, even though they come from the same model with identical settings, differ inexplicably in recording speed by several seconds per hour; and the webcam feed. To synchronize these, we first stretched one of the audio recordings (without changing the pitch) to match the other, then looked for isolated code changes in the screencast and listen for audible keystrokes, then noticed that the either the screencast or audio needed to be stretched again as they, too, drifted further and further apart towards the end of the session, and finally did the same again for the webcam video (looking for bilabial plosives in the developers’ speech, such as a [p] or [b]) which sometimes also needed some stretching by yet a different factor.

For a reproducible production from the raw material involving the various synchronization steps, we use the open-source video scripting system AviSynth.<sup>18</sup> An AviSynth script is executed by the AviSynth frameserver which then serves compatible programs such VirtualDub<sup>19</sup>

with video frames and audio samples. These can either be played back in realtime (at least for simple scripts) or be sent to an encoder such as x264<sup>20</sup> to obtain a self-contained video file. Apart from being reproducible, video production through AviSynth did not put constraints on the video dimensions (that is, no constraints on top of the H.264 standard)—unlike Camtasia Studio which up to and including version 8 only supported a maximum resolution of 2048 by 2048 pixels.

Overall, the production of a single session video in the last setup would take at least one day of work with many iterations of manual finetuning.

17. Dictaphone model: Olympus VN-8700PC; Microphone model: AV-JEFE TCM 141

18. Homepage: [http://avisynth.nl/index.php/Main\\_Page](http://avisynth.nl/index.php/Main_Page)

19. Homepage: <http://www.virtualdub.org>

20. Homepage: <https://www.videolan.org/developers/x264.html>