

RHLE: Relational Reasoning for Existential Program Verification

ROBERT DICKERSON, Purdue University
QIANCHUAN YE, Purdue University
BENJAMIN DELAWARE, Purdue University

Reasoning about nondeterministic programs requires a specification of how their nondeterministic choices are allowed to be resolved. When reasoning about safety properties, it is sound to overapproximate the permitted behaviors. Once its safety is established, a program remains safe for every valid implementation of its nondeterministic choices. Overapproximate specifications are less useful when establishing that a nondeterministic program exhibits some desirable behavior, however, as resolving nondeterminism to specific choices is not guaranteed to preserve the execution that resulted in the desirable final state. This paper proposes a flexible way to underapproximate the behaviors of nondeterministic choices so that clients can soundly reason about the existence of desirable behaviors, while at the same time permitting some freedom in how those choices are implemented. We present a pair of program logics, called HLE and RHLE, that use these specifications to reason about existential program behaviors in the single program and relational settings, respectively. We have implemented a verifier based on these program logics that is capable of automatically verifying a wide range of relational properties, including refinement and noninterference. We have evaluated our approach by using this tool to verify a diverse set of programs and properties drawn from the literature.

Additional Key Words and Phrases: relational program logic, hyperproperties

1 INTRODUCTION

Reasoning about a program often requires abstracting over behaviors outside of the program’s direct control. A program may relinquish control for reasons of design, for example by making calls to an external API, or because nondeterminism is a critical part of its functionality, for example a game or security application that must act according to the output of some random number generator. A natural approach to reasoning in this environment is to adopt a nondeterministic language semantics that admits *any* execution consistent with some specification of the nondeterministic decisions that may occur. Intuitively, such a semantics provides an *overapproximation* of a program’s actual executions, with some outside entity ultimately narrowing down the possible behaviors into the executions actually exhibited by the program. (This could take the form of linking in a specific API implementation or running a certain random number generation algorithm, for example.) The question of how to usefully specify a program’s possible nondeterministic behaviors depends on the kind of property being considered. When establishing safety properties, it is sound to rely on an overapproximation of the possible implementations of a nondeterministic choice. Once established, a safety property for the entire program is preserved for every valid implementation of this choice. However, when showing that it is possible to reach some desired state, overapproximation is no longer sound, as the subset of the non-deterministic choices ultimately exhibited by the program may remove the desired execution path.

Recently, there has been interest in reasoning about *underapproximations* of program behaviors, where the property of interest is that the program will necessarily exhibit some desirable behavior. Existing work has focused on complete specifications of program behaviors, for example ensuring that an implementation exhibits a complete range of desired behaviors [de Vries and Koutavas

Authors’ addresses: Robert Dickerson, Purdue University, rc.dickerson@gmail.com; Qianchuan Ye, Purdue University, ye202@purdue.edu; Benjamin Delaware, Purdue University, bendy@purdue.edu.

2011] or establishing the presence of bugs [O’Hearn 2019]. The question of how to constrain nondeterministic choices in this underapproximate setting is not so cut and dried, as we shall see shortly. This paper proposes a flexible approach to underapproximating the behaviors of nondeterministic choices, using a style which balances reasoning for “clients” of nondeterminism against freedom for “implementors” of nondeterminism. The key idea is to specify these bounds using *relational specifications*, so that we can choose from a *set* of overapproximate behaviors to reason about a program’s nondeterministic choices, while still affording flexibility to how those behaviors are resolved. This paper also presents a program logic which uses these looser specifications in order to reason about underapproximate program behaviors, as well as a companion program logic capable of reasoning about a class of relational properties which we call $\forall\exists$ -properties. A wide range of relational properties can be expressed as $\forall\exists$ -properties, including refinement, noninterference, and our relational function specifications. We have implemented an automatic program verifier based on these program logics, called ORHLE, and used it to verify a diverse set of programs and properties drawn from the literature.

1.1 A Motivating Example

To ground our discussion, consider the code snippet in the figure to the right, which assigns the results of two function calls to the variables x and y . In the absence of an implementation of `TwoNums`, we need some specification of its behavior in order to say anything interesting about `distinctXY`. Let us assume that `TwoNums` has the following axiomatic specification:

```
x := TwoNums();
y := TwoNums()    (distinctXY)
```

$$\text{ax } \text{TwoNums}() \{ \top \} \{ 0 \leq \rho < 5 \} \quad (1)$$

Section 2 discusses the semantics of such specifications in more detail, but intuitively it states that `TwoNums` must return some value (ρ) between 0 and 5. Semantically, `TwoNums` can be thought of as a nondeterministic choice of an element of this set of values. Given this specification, the possible executions of `distinctXY` can be represented as a tree as depicted in Figure 1, where the root of the tree is the initial program state, the internal nodes represent a particular choice, and the leaves are the final states of the tree. If we can prove that `distinctXY` is safe with respect to some property, e.g. the sum of x and y in the final state is always between 0 and 10, it follows every implementation of `TwoNums` that is faithful to its axiomatization will maintain the safety of `distinctXY`. If we think of an implementation as resolving the nondeterminism embedded in `TwoNums`, this is simply an example of how refinement preserves safety properties [Back 1981].

Of course, we might want `distinctXY` to exhibit other kinds of behaviors. Taking a cue from its name, perhaps it should always be able to terminate in a final state where x and y have distinct values. Clearly this is not *always* the case if we treat `TwoNums` as a choice of a value between 0 and 5, since we can always pick the same values for both function calls. Of course, we can exhibit such a final state by, e.g. choosing 1 and 2 as the results for the first and second calls. We can think of this as a sort of liveness property: for every initial state, there exists some desirable final state. Such states are marked with \checkmark in Figure 1. Unfortunately, treating `TwoNums` as a nondeterministic choice is more problematic, as there is no assurance that an implementation of `TwoNumSpec` will preserve the path(s) that satisfy the liveness property. For example, a function that always returns 1 is a valid realization of the specification at (1), but such an implementation removes all of the paths in Figure 1 that lead to desirable final states. In general, these sorts of liveness properties are not necessarily preserved by refinement of nondeterministic choices [Jacob 1989].

Consider the restrictions that could be placed on an implementation of TwoNums in order for distinctXY to ensure that this liveness property is preserved. Intuitively, this amounts to identifying a lower bound on how the non-deterministic choice can be resolved. In other words, we require a minimum set of behaviors that all valid implementations of TwoNums must exhibit in order to maintain the possibility of distinctXY ending in a state where x and y have distinct values. A reasonable question is how to specify these sorts of lower bounds. One approach is to treat these as choices from a strict lower bound; a valid implementation of this choice must be able to produce *every* value in the set defining the bound. We could imagine encoding such a bound in a similar manner to (1):

$$\text{ax TwoNums}()\{\tau\}\{0 \leq \rho < 3\} \quad (2)$$

This approach works, as we are assured that every abstract choice in an execution path can also be produced by a valid implementation. Requiring an implementation of TwoNums to produce every value between 0 and 3 is overkill, however, as an implementation of TwoNums really only needs to be able to return *some* pair of two distinct values for distinctXY to exhibit the desired behavior. We observe that this sort of “loose” lower bound can be expressed as the following *relational* specification:

$$\text{ax} \exists \text{ TwoNums}()\{\tau\}\{0 \leq \rho_1 < 2 \leq \rho_2 < 4\} \quad (3)$$

Section 3 provides the full semantics of this specification, but at a high level a valid implementation of (3) must be able to return a value that is less than 2 *and* another value which is greater than or equal to 2. The variables ρ_1 and ρ_2 represent these two possible return values. The coloring of the lines in Figure 1 indicates execution steps that are consistent with one of these prescribed sets of results: red for ρ_1 , blue for ρ_2 , and black for the rest. An implementation that flips a coin to choose between returning 1 and 3 is a perfectly fine implementation of (3):

$$c := \text{rand}(); \text{ if } c > 10 \text{ then } x := 1 \text{ else } x := 3 \quad (\text{TwoNumI})$$

An implementation that uses a random number generator to, e.g., return any value from 2 to 7 is also fine. Prescribing required behaviors in the style (3) allows us to guarantee the liveness property we are interested in while still leaving implementors some degree of freedom.

Unfortunately, as the implementation which flips a coin to choose between 1 and 3 demonstrates, knowing that an implementation of TwoNums meets (3) does not guarantee that distinctXY will be able to terminate in our aforementioned good state where 1 and 2. More generally, such loose lower bounds do not ensure that the choices resulting in a “good” final state can be mimicked when the nondeterminism is resolved. This complicates our ability to conclude that distinctXY exhibits good behaviors whenever a valid implementation of (3) is provided. Intuitively, we need to show that there exists a *collection* of executions of distinctXY which are allowed to fix one of the permitted relational

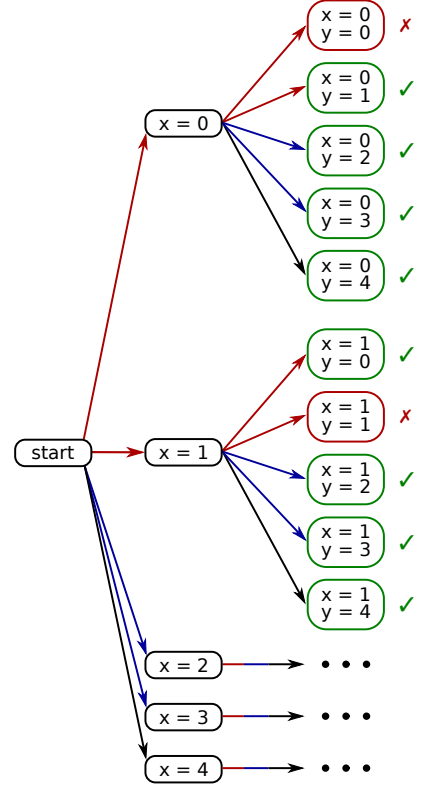


Fig. 1. The tree of possible executions of distinctXY. Desirable final states (states with distinct values for x and y) are marked with \checkmark and undesirable final states are marked with \times .

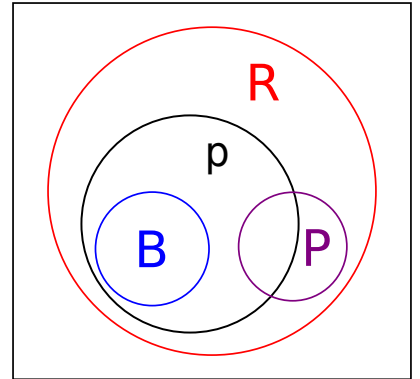
	\forall	\exists	Precondition	Postcondition
Refinement	p_1	p_2	$input_1 = input_2$	$return_1 = return_2$
Noninterference	p_1	p_2	$Low_1 = Low_2$	$Low_1 = Low_2$
Delimited Release	p_1	p_2	$Low_1 = Low_2$ $\wedge DR_1 = DR_2$	$Low_1 = Low_2$
Parameter Usage	—	p, p'	$param_i \neq param'_i \wedge$ $\bigwedge_{1 \leq j \leq n, j \neq i} param_j = param'_j$	$return \neq return'$

Fig. 2. Example encodings of various $\forall\exists$ properties.

behaviors, e.g. ρ_1 , but which results in a good final state for every value consistent with that choice, i.e. regardless of whether $\rho_1 = 0$ or $\rho_1 = 1$. Section 3 formalizes this principle precisely, yielding an approach to reasoning that ensures that resolving nondeterminism preserves the existence of desirable executions, while still permitting flexible specifications on how that nondeterminism can be resolved.

After formalizing these concepts in Section 3, the rest of the paper proceeds by presenting a program logic in Section 4, called HLE, which is capable of using these specifications to prove the existence of desirable program behaviors. In order to reason about implementations of these relational specifications, Section 4 also develops a more general relational program logic, called RHLE, capable of proving a range of interesting relational properties which include refinement and non-interference. Section 5 then describes an algorithm based on RHLE for automatically verifying these assertions. Figure 2 presents some examples of relational properties that can be verified in RHLE. We have implemented a tool based on this algorithm, ORHLE. Section 6 presents an evaluation of ORHLE on a collection of representative examples. The anonymized supplementary material includes the implementation of ORHLE, the complete set of benchmarks presented Section 6, and a Coq formalization of the program logic and soundness proofs described in Sections 2 and 4.

We pause here to quickly relate the existential function specifications from our motivating example to existing work; a more detailed comparison is included in Section 7. The red, blue, and purple regions in the diagram to the right each represent a different kind of approximation of nondeterministic behavior, while the black region labelled p represents a valid implementation of each of those behaviors. R is an upper bound of p , in that it contains all of p 's behaviors; standard Floyd-Hoare program logics [Hoare 1969] can be used to verify this kind of bound holds. In these sorts of program logics we can prove that every final state of the program $x := 3$ falls in the set of states satisfying $x < 10$, for example. In contrast, B represents a strong lower bound on p , i.e., p exhibits every behavior prescribed by B . The more recently developed Reverse Hoare and Incorrectness Logics [de Vries and Koutavas 2011; Oâ€™Hearn 2019] can be used to prove such lower bounds, e.g. that every state in the region $x < 4$ is a possible final state of the program $x := \text{rand}()$. The final region in the diagram, P , represents the sort of loose lower bound on p that was described in our motivating example, i.e., p exhibits some of the behaviors specified by P . HLE, the logic presented in Section 4, can be used to verify this sort of property,



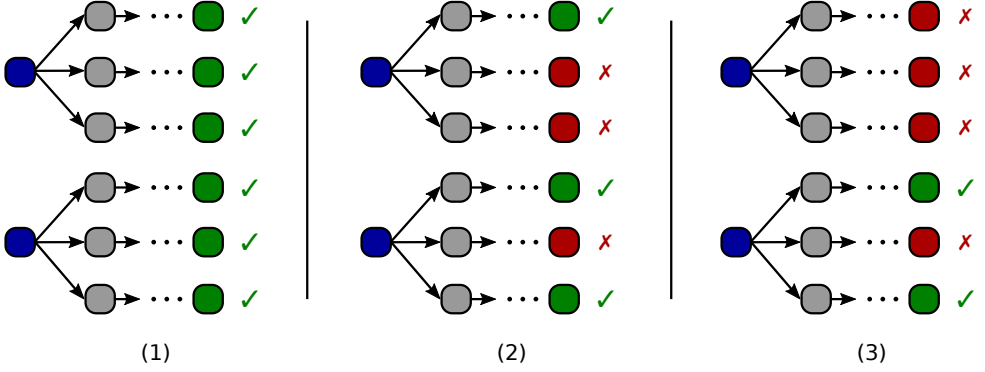


Fig. 3. Possible execution paths through a non-deterministic program from two different starting states. Three hypothetical properties are depicted, with ✓ representing an end state that satisfies the property and ✗ representing an end state that does not. In (1), every end state is desirable, which corresponds to both a valid safety property and a valid liveness property. In (2), not all end states are desirable, but every starting state can reach a desirable end state, corresponding to both the negation of a safety property and a valid liveness property. In (3), one of the starting states cannot reach any desirable end state, and so corresponds to the negation of a safety property but **not** to a valid liveness property.

proving the set of final states of TwoNum1 from above and the region defined by (3) is non-empty, for example.

We also pause to briefly emphasize some points about the problem. Since standard Hoare logic is capable of verifying safety properties, it is tempting to try expressing the kinds of liveness guarantees described above as negations of safety properties. For example, if we must guarantee that it is always possible for `distinctXY` to terminate in a state with different x and y values, is it enough to ensure the safety property $\{\top\} \text{ distinctXY } \{x = y\}$ fails to hold? The problem with this approach in general is that our definition of liveness requires a desired end state to be reachable from *every* possible starting state, whereas the negation of the safety property holds given a desired end state from *at least one* possible starting state. See Figure 3 for an illustration of this difference.

Note that without nondeterminism, however, our notions of safety and liveness *do* coincide, with the caveat that our definition of liveness requires termination and would therefore require a total program logic. Recall that handling nondeterminism in the program logic is desirable not only to reason about programs with “random” behaviors, but also to reason about programs with unfixed dependencies. Calling a function with an axiomatic specification but an unknown implementation introduces nondeterministic execution paths when reasoning about overall program behavior, even if the function will ultimately be linked to deterministic implementations.

2 PRELIMINARIES: THE FUNIMP LANGUAGE

We begin with the definition of FUNIMP, a core imperative language which supports unbounded nondeterminism [Dijkstra 1976] via function calls. The semantics of FUNIMP uses axiomatic specifications to evaluate calls to functions whose definitions are unavailable, permitting such calls to nondeterministically evaluate to *any* value satisfying their specification. The syntax of FUNIMP is presented in Figure 4. The calculus is parameterized over disjoint sets of identifiers for variables, \mathcal{V} , and functions, \mathcal{N} . Functions have a fixed arity and return a single value¹. Concrete function

¹ORHLE, the verification tool presented in Section 5, relaxes this latter restriction, allowing functions to return multiple values

$n \in \mathbb{N}$	Constants
$x, y \in \mathcal{V}$	Variables
$f, g \in \mathcal{N}$	Function Names
$P, Q \in \mathcal{A}$	Assertions
$c ::= \text{skip} \mid x := a \mid x := f(\bar{a})$ $\mid c; c \mid \text{if } b \text{ then } c \text{ else } c \mid \text{while } b \text{ do } c \text{ end}$	Statements
$a ::= n \mid x \mid a + a \mid a - a \mid a * a$	Arithmetic Expressions
$b ::= \text{true} \mid \text{false} \mid a = a \mid a < a \mid \neg b \mid b \wedge b$	Boolean Expressions
$FS ::= \text{ax } f(\bar{x}) \{P\}\{Q\}$	Function Axiomatization
$FD ::= \text{def } f(\bar{x}) \{c; \text{return } a\}$	Function Definitions

Fig. 4. Syntax of FUNIMP.

Bounded Random Number Generation	$\text{ax RandB}(x) \{ \top \} \{ \rho < x \}$
Modulo	$\text{ax mod}(x, y) \{ x \leq y \} \{ \exists k. k * x + \rho = y \}$
Minimum	$\text{ax min}(x, y, z) \{ \top \} \{ \rho \leq x \wedge \rho \leq y \wedge \rho \leq z \wedge$ $(\rho = x \vee \rho = y \vee \rho = z) \}$
Binary Nondeterministic Choice ($a_1 \sqcup a_2$)	$\text{ax choose}(x, y) \{ \top \} \{ \rho = x \vee \rho = y \}$

Fig. 5. Example Axiomatic Function Specifications.

definitions consist of a sequence of statements followed by an expression that computes the result of the function. For clarity, we denote the sequence of arguments x_1, \dots, x_n as \bar{x} .

The calculus is also parameterized over an assertion language, \mathcal{A} which is used to axiomatically specify the behavior of functions. The variables used in these assertions are drawn from \mathcal{V} , augmented with a distinguished variable, which we denote as ρ . Axiomatic function specifications consist of a pair of assertions corresponding to pre- and postconditions, where both conditions can refer to function parameters. In addition, postconditions can use the variable ρ to refer to the result of the function. Figure 5 gives example axiomatic specifications of random number, modulo, minimum, and binary choice (\sqcup) functions. This last function illustrates how function function calls in FUNIMP can be also be thought of as a nondeterministic choice.

The semantics of FUNIMP is given as a big-step reduction relation from initial to final states. This relation is parameterized over two contexts used to evaluate function calls. The first *axiomatic context*, $S \in \mathcal{N} \rightarrow FS$, is a total mapping from function identifiers to their axiomatic specifications, while the second *implementation context*, $I \in \mathcal{N} \rightarrow FD$, is a partial mapping from function names to definitions. Thus, while every function has a specification in S , it does not necessarily have a corresponding definition in I . FUNIMP program states, $\sigma \in \mathcal{V} \rightarrow \mathbb{N}$, are mappings from variables to their current value. The reduction relation is also parameterized over an interpretation used to determine the validity of assertions; we write $\sigma \models P$ to denote that the assertion P holds in state σ . We condense sequences of repeated expressions in similar way to function arguments, writing the sequence $S, I \vdash \sigma, a_1 \Downarrow v_1 \cdots S, I \vdash \sigma, a_n \Downarrow v_n$ as $S, I \vdash \sigma, \bar{a} \Downarrow \bar{v}$ and $[x_1 \mapsto v_1, \dots, x_n \mapsto v_n]$ as $[\bar{x} \mapsto \bar{v}]$, for example.

$$\begin{array}{c}
\frac{}{S, I \vdash \sigma, \text{skip} \Downarrow \sigma} \text{ESKIP} \qquad \frac{\sigma, a \Downarrow v}{S, I \vdash \sigma, x := a \Downarrow [x \mapsto v]\sigma} \text{EASSGN} \\
\\
\frac{S, I \vdash \sigma, c_1 \Downarrow \sigma' \quad S, I \vdash \sigma', c_2 \Downarrow \sigma''}{S, I \vdash \sigma, c_1; c_2 \Downarrow \sigma''} \text{ESEQ} \\
\\
\frac{\sigma, b \Downarrow \text{true} \quad S, I \vdash \sigma, c_1 \Downarrow \sigma'}{S, I \vdash \sigma, \text{if } b \text{ then } c_1 \text{ else } c_2 \Downarrow \sigma'} \text{ECOND T} \qquad \frac{\sigma, b \Downarrow \perp \quad S, I \vdash \sigma, c_2 \Downarrow \sigma'}{S, I \vdash \sigma, \text{if } b \text{ then } c_1 \text{ else } c_2 \Downarrow \sigma'} \text{ECOND F} \\
\\
\frac{\sigma, b \Downarrow \text{true} \quad S, I \vdash \sigma, c \Downarrow \sigma' \quad S, I \vdash \sigma', \text{while } b \text{ do } c \text{ end} \Downarrow \sigma''}{S, I \vdash \sigma, \text{while } b \text{ do } c \text{ end} \Downarrow \sigma''} \text{EWHILE T} \qquad \frac{\sigma, b \Downarrow \perp}{S, I \vdash \sigma, \text{while } b \text{ do } c \text{ end} \Downarrow \sigma} \text{EWHILE F} \\
\\
\frac{I(f) = \text{def } f(\bar{x}) \{s; \text{return } e\} \quad S, I \vdash \sigma, \bar{a} \Downarrow \bar{v} \quad S, I \vdash [\bar{x} \mapsto \bar{v}], s \Downarrow \sigma' \quad S, I \vdash \sigma', e \Downarrow r}{S, I \vdash \sigma, y := f(\bar{a}) \Downarrow [y \mapsto r]\sigma} \text{ECALLIMPL} \\
\\
\frac{f \notin I \quad S(f) = \text{ax } f(\bar{x}) \{P\} \{Q\} \quad S, I \vdash \sigma, \bar{a} \Downarrow \bar{v} \quad S, I \vdash \sigma', e \Downarrow r \quad [\bar{x} \mapsto \bar{v}] \models P \quad [\rho \mapsto r, \bar{x} \mapsto \bar{v}] \models Q}{S, I \vdash \sigma, y := f(\bar{a}) \Downarrow [y \mapsto r]\sigma} \text{ECALLAX}
\end{array}$$

Fig. 6. Big-step semantics of FUNIMP.

The evaluation rules of FUNIMP are presented in Figure 6. Several of the rules rely on an evaluation relation for boolean and arithmetic expressions, $\sigma, e \Downarrow v$, whose straightforward definition we elide here. Functions in FUNIMP are call by value; their semantics is given by the rules ECALLAX and ECALLIMPL. If an implementation of f is available in I when evaluating $x := f(\bar{a})$, ECALLIMPL uses a state built from the arguments \bar{a} to evaluate the body of the definition, and the result of the function is assigned to x . Alternatively, if an implementation of f is not available in I , ECALLAX allows x to be assigned any value consistent with its postcondition in S , assuming that its arguments \bar{a} satisfy the corresponding precondition. If function calls are interpreted as the nondeterministic choice of a value satisfying its axiomatic specification, including a corresponding definition in the implementation context explains how that choice is to be resolved.

Example Function Call Evaluations. The figure to the right presents several examples of the semantics of function calls. When run in a specification context that includes the definition of RandB from Figure 5 and an implementation context where RandB is undefined, the program $y := \text{RandB}(20)$ can evaluate to any final state where the value of y is non-negative and less than 20 (4 + 5). In contrast, the evaluation of $y := \text{RandB}(0)$ in the same contexts will get stuck, as there is no ρ such that $0 \leq \rho < 0$ (6). If we update the axiomatization of RandB to include the precondition that x be greater than zero, $\text{ax RandB}(x) \{0 < x\} \{\rho < x\}$, also results in a stuck evaluation of $y := \text{RandB}(0)$, but this time because the precondition is not met (7). We say that an initial state is

$S_0, I_0 \vdash \cdot, y := \text{RandB}(20) \Downarrow [y \mapsto 5]$	(4)
$S_0, I_0 \vdash \cdot, y := \text{RandB}(20) \Downarrow [y \mapsto 18]$	(5)
$S_0, I_0 \vdash \cdot, y := \text{RandB}(0) \Downarrow$	(6)
$S_1, \cdot \vdash \cdot, y := \text{RandB}(0) \Downarrow$	(7)
$S_1, I_1 \vdash \cdot, y := \text{RandB}(10) \Downarrow [y \mapsto 5]$	(8)
$S_1, I_1 \vdash \cdot, y := \text{RandB}(6) \Downarrow [y \mapsto 5]$	(9)

Fig. 7. Differing executions of function calls under the following contexts:

$$\begin{aligned}
S_0(\text{RandB}) &= \text{ax RandB}(x) \{ \top \} \{ \rho < x \} \\
I_0(\text{RandB}) &= \perp \\
S_1(\text{RandB}) &= \text{ax RandB}(x) \{ 0 < x \} \{ \rho < x \} \\
I_1(\text{RandB}) &= \text{def RandB}(x) \{ \text{return } x \}
\end{aligned}$$

OK (denoted $S \vdash \sigma$, p is OK) for a program p and

axiomatic context S if p will never get stuck when run in that state. Finally, if the implementation context is updated to include an implementation of RandB that always returns 5, then $y := \text{RandB}(k)$ will always evaluate to the final state $[y \mapsto 5]$ regardless of the value of k ($8 + 9$).

These last two examples demonstrates how the semantics of FUNIMP does not force any sort of a relationship between function specifications and their implementations. $y := \text{RandB}(k)$ will always evaluate to a final state where $y \mapsto 5$ if this function definition is available, even though this only makes sense when k is at least 6. Intuitively, a pair of contexts is only compatible when the available function definitions align with their axiomatic specifications. More precisely, we say that a function definition is a *valid* implementation of a specification if, whenever its body is run in an initial state satisfying the precondition, every final state it produces satisfies the postcondition:

$$S, I, \text{def } f(\bar{x})\{s; \text{return } e\} \models \text{ax } f(\bar{x})\{P\}\{Q\} \equiv \\ \forall \bar{v}. [\bar{x} \mapsto \bar{v}] \models P \wedge S, I \vdash [\bar{x} \mapsto \bar{v}], s \Downarrow \sigma' \wedge \sigma', e \Downarrow v' \implies [\rho \mapsto v', \bar{x} \mapsto \bar{v}] \models Q$$

We can straightforwardly lift this property to define when an implementation context is *compatible* with an axiomatic context:

$$I \models S \equiv \forall f \in I. S, I, I(f) \models S(f)$$

Intuitively, the set of (not stuck) final states of a program under *any* compatible context is a subset of those it can produce when evaluated using just the axiomatic context. We call the latter set the *axiomatic executions* of a program. This intuition leads to the following theorem:

THEOREM 2.1. *When run under a compatible context I with an OK initial state σ , a program p will either diverge or evaluate to a state σ' which is also produced by one of its axiomatic executions.*

$$I \models S \wedge S \vdash \sigma, p \text{ is OK} \wedge S, I \vdash \sigma, p \Downarrow \sigma' \implies S, \cdot \vdash \sigma, p \Downarrow \sigma'$$

PROOF. In Appendix B. □

In other words, the axiomatic executions of a client program yield an overapproximation of its behaviors when run with a compatible set of function definitions. A direct corollary of this theorem is that compatible contexts preserve *every* safety property which holds on a program's axiomatic executions.

COROLLARY 2.2. *If some property Q holds for all the final states of the axiomatic executions of a program p resulting from some OK initial state σ , Q will also hold for every final state σ' produced under a compatible context.*

$$(\forall \sigma''. S, \cdot \vdash \sigma, p \Downarrow \sigma'' \implies \sigma'' \models Q) \wedge I \models S \wedge S \vdash \sigma, p \text{ is OK} \wedge S, I \vdash \sigma, p \Downarrow \sigma' \implies \sigma' \models Q$$

This corollary admits the standard modular reasoning principle, where if a client of some API has been shown to be safe using an axiomatization of its interface, we can conclude that linking the client with verified implementations of those interfaces will continue to be safe. Alternatively, the axiomatization of functions that cannot be verified (e.g. they represent an abstraction of the outside world or we do not have access to their implementations) can simply be admitted as part of the trusted code base of the program.

3 EXISTENTIAL REASONING

The axiomatic specifications presented in the previous section are well-suited for proving that resolving the nondeterminism in a FUNIMP program will never result in new, bad behaviors. We now consider a related question: how do we show that resolving nondeterminism in a program will not eliminate existing, desirable behaviors? Our ultimate goal is the development of an analogue to

Theorem 2.2 that ensures the continued existence of good behaviors given appropriate implementations of axiomatic function calls. This theorem underpins the program logic for reasoning about the existence of desirable behaviors presented in the next section.

3.1 Underapproximate Function Specifications

We begin by formalizing the syntax and semantics of our specifications for lower bounds on nondeterministic choices (i.e., function calls.) Our goal is to give flexibility in how these choices can be resolved while ensuring that the desirable behaviors of the larger program containing them are maintained. The syntax for *existential function specifications* is similar to our axiomatic function specifications with the key difference that their postconditions are now *relational* assertions, as mentioned in Section 1.1.

$$\begin{array}{ll} \Phi, \Psi \in \mathcal{A} & \text{Relational Assertions} \\ FE ::= \text{ax}\exists f(\bar{x}) \ n \ \{P\} \ \{\Psi\} & \text{Existential Function Specifications} \end{array}$$

As normal assertions are predicates on a single state, a relational assertion is a predicate on k states. Following existing convention [Sousa and Dillig 2016], every variable in a relational assertion is indexed by natural number identifying which state it belongs to. As an example, the relational assertion $x_1 \leq x_2$ is a predicate over two states, and it is satisfied when the value of x in the first state is less than the value of x in the second. Here are some additional statements involving relational assertions:

$$\begin{aligned} [x \mapsto 0], [x \mapsto 0] &\models x_1 \leq x_2 \\ [x \mapsto 2, y \mapsto 3], [x \mapsto 10, y \mapsto 1] &\models y_2 < x_1 \\ [x \mapsto 1, y \mapsto 24, z \mapsto 13], [x \mapsto 2, y \mapsto 1, z \mapsto 4] &\models x_1 = 1 \vee (x_1 > y_1 \wedge x_2 > z_2) \\ [x \mapsto 10, y \mapsto 2, z \mapsto 3], [x \mapsto 12, y \mapsto 1, z \mapsto 4] &\models x_1 = 1 \vee (x_1 > y_1 \wedge x_2 > z_2) \end{aligned}$$

For clarity, existential function specifications include a number n indicating how many states the postcondition ranges over. Our existential function specifications are an example of a *hyperproperty* [Clarkson and Schneider 2010], a property that depends on a multiple executions of the same program (in this case, the body of the function.)

Deferring for now the definition of when a function correctly implements such specifications, we first need to identify a property which is *sufficient* to ensure the existence of a final program state in which some desired property holds and is *strong* enough to be preserved by correct implementations of existential specifications. One immediate candidate is simply the existence of a trace consistent with some context of existential specifications $E \subseteq \mathcal{N} \rightarrow FE$, perhaps using an alternative semantics for FUNIMP which uses such a context to evaluate axiomatic function calls:

$$\frac{\begin{array}{l} f \notin I \quad E(f) = \text{ax}\exists f(\bar{x}) \ n \ \{P\} \ \{\Psi\} \quad E, I \vdash \sigma, \bar{a} \Downarrow \bar{v} \\ E, I \vdash \sigma', e \Downarrow r_i \quad [\bar{x} \mapsto \bar{v}] \models P \quad [\rho \mapsto r_1, \bar{x} \mapsto \bar{v}], \dots [\rho \mapsto r_n, \bar{x} \mapsto \bar{v}] \models \Psi \end{array}}{E, I \vdash \sigma, y := f(\bar{a}) \Downarrow [y \mapsto r_i] \sigma} \text{ECALLAX}\exists$$

While the existence of such a trace is certainly sufficient, it is not strong enough for our purposes: the existence of any single particular trace is not necessarily preserved when a function definition is provided. Under this semantics, `distinctXY`, the program from our motivating example can certainly evaluate to the state $[x \mapsto 1; y \mapsto 7]$ when run in an existential context containing (3), for example, but the same state does not necessarily a result for *every* implementation of `TwoNums` that produces two distinct values.

Instead we need `distinctXY` to satisfy a stronger property, namely that there exists a *set* of *existential executions* which all terminate in a final state where x and y have distinct values and

$$\begin{array}{c}
\frac{}{E, I \vdash \sigma, \text{skip} \Downarrow \{\sigma' \mid \sigma' = \sigma\}} \text{PSKIP} \qquad \frac{\sigma, a \Downarrow v}{E, I \vdash \sigma, x := a \Downarrow \{\sigma' \mid \sigma' = [x \mapsto v]\sigma\}} \text{PASSN} \\
\\
\frac{E, I \vdash \sigma, c_1 \Downarrow Q \quad (\forall \sigma' \in Q. E, I \vdash \sigma', c_1 \Downarrow Q')}{E, I \vdash \sigma, c_1; c_2 \Downarrow Q'} \text{PSEQ} \qquad \frac{Q \subseteq Q' \quad E, I \vdash \sigma, c \Downarrow Q}{E, I \vdash \sigma, c \Downarrow Q'} \text{PWEAKEN} \\
\\
\frac{\sigma, b \Downarrow \text{true} \quad E, I \vdash \sigma, c_1 \Downarrow Q}{E, I \vdash \sigma, \text{if } b \text{ then } c_1 \text{ else } c_2 \Downarrow Q} \text{PCONDT} \qquad \frac{\sigma, b \Downarrow \perp \quad E, I \vdash \sigma, c_2 \Downarrow Q}{E, I \vdash \sigma, \text{if } b \text{ then } c_1 \text{ else } c_2 \Downarrow Q} \text{PCONDF} \\
\\
\frac{\sigma, b \Downarrow \text{true} \quad E, I \vdash \sigma, c \Downarrow Q \quad \forall \sigma' \in Q. E, I \vdash \sigma', \text{while } b \text{ do } c \text{ end} \Downarrow Q'}{E, I \vdash \sigma, \text{while } b \text{ do } c \text{ end} \Downarrow Q'} \text{PWHILET} \qquad \frac{\sigma, b \Downarrow \perp}{E, I \vdash \sigma, \text{while } b \text{ do } c \text{ end} \Downarrow \{\sigma' \mid \sigma' = \sigma\}} \text{PWHILEF} \\
\\
\frac{I(f) = \text{def } f(\bar{x}) \{s; \text{return } e\} \quad E, I \vdash \sigma, \bar{a} \Downarrow \bar{v} \quad E, I \vdash [\bar{x} \mapsto \bar{v}], s \Downarrow Q}{E, I \vdash \sigma, y := f(\bar{a}) \Downarrow \{\sigma' \mid \exists v. \sigma' = [y \mapsto v]\sigma \wedge \exists \sigma'' \in Q. \sigma'', e \Downarrow v\}} \text{PCALLIMPL} \\
\\
\frac{f \notin I \quad E(f) = \text{ax}\exists f(\bar{x}) n \{P\} \{\Psi\} \quad E, I \vdash \sigma, \bar{a} \Downarrow \bar{v} \quad [\bar{x} \mapsto \bar{v}] \models P \quad [\rho_1 \mapsto r_1, \bar{x} \mapsto \bar{v}], \dots, [\rho_n \mapsto r_n \bar{x} \mapsto \bar{v}] \models \Psi}{E, I \vdash \sigma, y := f(\bar{a}) \Downarrow \{\sigma' \mid \exists \bar{v}. \sigma' = [y \mapsto v_i]\sigma \wedge [\rho_1 \mapsto v_1, \bar{x} \mapsto \bar{v}], \dots, [\rho_n \mapsto v_n \bar{x} \mapsto \bar{v}] \models \Psi\}} \text{PCALLAX}
\end{array}$$

Fig. 8. The productivity relation.

which includes a trace covering every return value produced by a particular choice of relational behaviors. Concretely, such a set exists for `distinctXY`. If x is assigned any result less than $\lceil k/2 \rceil$ according to the first behavior of (3), it is always possible to complete the trace by picking a distinct final value for y from the second behavior when evaluating the next call. In the graphical representation of `distinctXY` presented in Figure 1, for example, this means each of the red branches out of the root has at least one leaf node where $x \neq y$.

We formalize this stronger property via the inductively defined *productivity* relation whose rules are given in Figure 8. The judgements of this relation are denoted as $E \vdash \sigma, p \Downarrow Q$ which reads as: under existential context E and implementation context I , from initial state σ the program p can always produce a final state satisfying some assertion Q . Most of the rules in Figure 8 adapt the existing `FUNIMP` evaluation rules to account for the fact that commands produce sets of states from an initial state. The productivity rule for sequences, `PSEQ`, for example, simply ensures that c_2 can terminate in appropriate states for every state in the set produced by c_1 . The rule for (existential) axiomatic function calls, `PCALLAX`, is the most interesting; it essentially chooses one of the n existential behaviors permitted by the specification and produces a *set* containing every value satisfying that behavior. Figure 9 gives examples of two productivity facts about `distinctXY` corresponding to the two possible existential behaviors permitted by the specification in (3).

In order for productivity to be sufficient for our purposes, every choice permitted by the existential context used for productivity must also be permitted by the axiomatic context for evaluation. That is, every pair of initial and final states satisfying an existential specification in E must also satisfy the corresponding specification in S :

$$\begin{aligned}
& \forall f. S(f) = \text{ax } f(\bar{x}) \{P\} \{Q\} \wedge E(f) = \text{ax}\exists f(\bar{x}) n \{P'\} \{\Psi\} \implies \\
& (\forall \sigma. \sigma \models P' \implies \sigma \models P) \wedge \forall \bar{\sigma}. \bar{\sigma} \models \Psi \implies (\forall i. \sigma_i \models Q)
\end{aligned}$$

$\frac{E_0(\text{TwoNums}) = \text{ax}\exists \text{TwoNums}() \{ \top \} \{ 0 \leq \rho_1 < 2 \leq \rho_2 < 4 \} \quad \vdots}{E_0, \cdot \vdash \cdot, x := \text{TwoNums}() \Downarrow \left\{ \sigma \mid \begin{array}{l} \exists v_1 v_2. \sigma = [x \mapsto v_1] \wedge \\ [\rho_1 \mapsto v_1], [\rho_2 \mapsto v_2] \models 0 \leq \rho_1 < 2 \leq \rho_2 < 4 \end{array} \right\}} \text{PCALLAx}$	
$\frac{E_0, \cdot \vdash \cdot, x := \text{TwoNums}() \Downarrow \left\{ \sigma \mid \exists v_1. \sigma = [x \mapsto v_1] \wedge 0 \leq v_1 < 2 \right\}}{E_0, \cdot \vdash \cdot, x := \text{TwoNums}() \Downarrow \left\{ \sigma \mid \exists v_1. \sigma = [x \mapsto v_1] \wedge 0 \leq v_1 < 2 \right\}} \text{PWEAKEN}$	

$\frac{E_0(\text{TwoNums}) = \text{ax}\exists \text{TwoNums}() \{ \top \} \{ 0 \leq \rho_1 < 2 \leq \rho_2 < 4 \} \quad \vdots}{E_0, \cdot \vdash \cdot, x := \text{TwoNums}() \Downarrow \left\{ \sigma \mid \begin{array}{l} \exists v_1 v_2. \sigma = [x \mapsto v_2] \wedge \\ [\rho_1 \mapsto v_1], [\rho_2 \mapsto v_2] \models 0 \leq \rho_1 < 2 \leq \rho_2 < 4 \end{array} \right\}} \text{PCALLAx}$	
$\frac{E_0, \cdot \vdash \cdot, x := \text{TwoNums}() \Downarrow \left\{ \sigma \mid \exists v_2. \sigma = [x \mapsto v_2] \wedge 2 \leq v_2 < 4 \right\}}{E_0, \cdot \vdash \cdot, x := \text{TwoNums}() \Downarrow \left\{ \sigma \mid \exists v_2. \sigma = [x \mapsto v_2] \wedge 2 \leq v_2 < 4 \right\}} \text{PWEAKEN}$	

Fig. 9. Two productivity facts about $x := \text{TwoNums}()$.

$$\begin{array}{c}
\frac{}{E, I \vdash \bar{\sigma}, \text{skip} \wedge \{ \bar{\sigma}' \mid \bar{\sigma}' = \bar{\sigma} \}} \text{RPDONE} \qquad \frac{\Psi \subseteq \Psi' \quad E, I \vdash \bar{\sigma}, \bar{c} \wedge \Psi}{E, I \vdash \bar{\sigma}, \bar{c} \wedge \Psi'} \text{RPWEAKEN} \\
\\
\frac{E, I \vdash \bar{\sigma}, c; \text{skip} \wedge \Psi}{E, I \vdash \bar{\sigma}, \bar{c} \wedge \Psi} \text{RPSKIPINTRO} \\
\\
\frac{E, I \vdash \sigma_i, c_i \Downarrow Q \quad \forall \sigma'_i \in Q. E, I \vdash \sigma_1; \dots; \sigma'_i; \dots; \sigma_n, c_1 \otimes \dots \otimes c'_i \otimes \dots \otimes c_n \wedge \Psi}{E, I \vdash \bar{\sigma}, c_1 \otimes \dots \otimes c_i; c'_i \otimes \dots \otimes c_n \wedge \Psi} \text{RPSTEP}
\end{array}$$

Fig. 10. The relational productivity relation.

A pair of existential and axiomatic contexts, E and S , which satisfy this property are said to be *coherent*, which we denote as $S \supseteq E$. Importantly, this relation is sufficient enough to guarantee the existence of an appropriate final state: given coherent existential and axiomatic contexts E and S , if a program p produces a set of states Q with implementation context I and initial state σ , p can also terminate in some state satisfying Q when executed from σ in I .

In order to show that productivity also is strong enough for existential reasoning, we must formalize what it means for a function definition to meet an existential specification. Intuitively, a function definition correctly implements an existential function specification if it can always produce a set of final states satisfying the relational postcondition from an initial state satisfying the precondition. Figure 10 presents a relational version of the productivity relation that encodes this intuition. The judgements of this relation are denoted $E, I \vdash \bar{\sigma}, \bar{p} \wedge \Psi$, and express that when executed in initial states σ , the programs \bar{p} can always produce a set of final states satisfying the relational assertion Ψ . To avoid clashing with FUNIMP's sequence operator, the rules use \otimes to separate programs. Given this relation, our desired definition follows immediately:

$$\begin{array}{l}
E, I, \text{def } f(\bar{x})\{s; \text{return } e\} \models_{\exists} \text{ax}\exists f(\bar{x}) n \{P\}\{\Psi\} \equiv \\
\forall \bar{v}. [\bar{x} \mapsto \bar{v}] \models P \implies E, I \vdash [\bar{x} \mapsto \bar{v}], \bar{s} \wedge \Psi[\bar{e}/\bar{p}]
\end{array}$$

We lift this property to define compatibility between implementation and existential contexts:

$$I \models_{\exists} E \equiv \forall f \in I. E, I(f) \models_{\exists} E(f)$$

Productivity is strong enough to be preserved by compatible implementation contexts, yielding the following reasoning principle:

THEOREM 3.1. *Suppose that existential and axiomatic contexts E and S are coherent, and furthermore that the function context I is compatible with E . If a program p that is productive from initial state σ with respect to set Q , then it must be the case that from σ p is able to terminate in some final state σ' satisfying Q :*

$$E, \cdot \vdash \sigma, p \Downarrow Q \wedge I \models E \wedge S \supseteq I \implies \exists \sigma'. S, I \vdash \sigma, p \Downarrow \sigma' \wedge \sigma' \models Q$$

PROOF. In Appendix B. □

4 EXISTENTIAL PROGRAM LOGICS

We now present HLE, a program logic for deducing that a program is productive. The assertions of HLE are the following variant of standard Hoare triples:

$$E \models [P] p [Q]_{\exists} \equiv \forall \sigma. \sigma \models P \implies E, \cdot \vdash \sigma, p \Downarrow Q$$

This triple states that program p will produce set Q under existential context E from every initial state satisfying P . By Theorem B.2, it follows that p can terminate in a state satisfying Q in *every* compatible implementation context. To emphasize that these triples make claims about a program's termination behavior, the pre- and postconditions of these triples are demarcated using the square bracket notation of total program logics, i.e., writing $[P]$ instead of $\{P\}$.

$$\begin{array}{c}
 \frac{\vdash P \implies P' \quad \vdash Q' \implies Q \quad E \vdash [P'] \ c \ [Q']_{\exists}}{E \vdash [P] \ c \ [Q]_{\exists}} \exists\text{CONSEQ} \qquad \frac{}{E \vdash [P] \ \text{skip} \ [P]_{\exists}} \exists\text{SKIP} \\
 \\
 \frac{}{E \vdash [P[a/x]] \ x := a \ [P]_{\exists}} \exists\text{ASSGN} \qquad \frac{E \vdash [P] \ c_1 \ [P']_{\exists} \quad E \vdash [P'] \ c_2 \ [Q]_{\exists}}{E \vdash [P] \ c_1; c_2 \ [Q]_{\exists}} \exists\text{SEQ} \\
 \\
 \frac{E \vdash [P \wedge b] \ c_1 \ [Q]_{\exists} \quad E \vdash [P \wedge \neg b] \ c_2 \ [Q]_{\exists}}{E \vdash [P] \ \text{if } b \text{ then } c_1 \text{ else } c_2 \ [Q]_{\exists}} \exists\text{COND} \\
 \\
 \frac{R \text{ is well-founded} \quad E \vdash [P \wedge b \wedge M a] \ c \ [P \wedge \exists a'. M a' \wedge a' R a]_{\exists}}{E \vdash [P \wedge \exists a. M a] \ \text{while } b \text{ do } c \text{ end } [P \wedge \neg b]_{\exists}} \exists\text{WHILE} \\
 \\
 \frac{E(f) = \text{ax}_{\exists} f(\bar{x}) \ n \ \{P\} \ \{Q'\}}{E \vdash \left[\begin{array}{l} [\bar{x} \mapsto \bar{a}] \models P \\ \wedge \exists \bar{v}. [\rho_1 \mapsto v_1, \bar{x} \mapsto \bar{a}], \dots, [\rho_n \mapsto v_n, \bar{x} \mapsto \bar{a}] \models Q' \\ \wedge \bigvee_{0 < k \leq n} \forall \bar{v}. [\rho_1 \mapsto v_1, \bar{x} \mapsto \bar{a}], \dots, [\rho_n \mapsto v_n, \bar{x} \mapsto \bar{a}] \models Q' \implies Q[v_k/y] \end{array} \right]} \exists\text{SPEC}
 \end{array}$$

Fig. 11. HLE proof rules.

Figure 11 presents the proof rules of HLE. These rules are largely standard, outside of the rules for loops and function calls. The former rule, $\exists\text{WHILE}$, needs to guarantee at least one terminating path through a loop exists. To do so, $\exists\text{WHILE}$ identifies a variant a drawn from some set A , a measure relation $M \subseteq \text{State} \times A$, and a well-founded relation $R \subseteq A \times A$ which are used to augment the pre- and postconditions of the loop body in order to ensure at least one execution of the loop body makes

$$\begin{array}{c}
\frac{E(\text{choose}) = \text{ax}\exists \text{ choose}(x, y) \ 2 \ \{\top\} \ \{\rho_1 = x \wedge \rho_2 = y\}}{\text{E} \vdash \left[\begin{array}{l} \top \\ \wedge \exists v_1 v_2. v_1 = k + 1 \wedge v_2 = 0 \\ \wedge \forall v_1 v_2. v_1 = k + 1 \wedge v_2 = 0 \\ \implies 4 - v_1 < a \end{array} \right] k := k + 1 \sqcup 0 \ [4 - k < a]_{\exists}} \quad \exists\text{SPEC} \\
\frac{\text{E} \vdash [\top \wedge k < 4 \wedge a = 4 - k] \ k := k + 1 \sqcup 0 \ [\top \wedge \exists a'. a' = 4 - k \wedge a' < a]_{\exists}}{\text{E} \vdash [\top \wedge \exists a. a = 4 - k] \ \text{while } k < 4 \text{ do } k := k + 1 \sqcup 0 \text{ end } [\top \wedge 3 < k]_{\exists}} \quad \exists\text{CONSEQ} \\
\frac{\text{E} \vdash [\top \wedge \exists a. a = 4 - k] \ \text{while } k < 4 \text{ do } k := k + 1 \sqcup 0 \text{ end } [\top \wedge 3 < k]_{\exists}}{\text{E} \vdash [k = 0] \ \text{while } k < 4 \text{ do } k := k + 1 \sqcup 0 \text{ end } [\top]_{\exists}} \quad \exists\text{WHILE}
\end{array}$$

Fig. 12. Example HLE derivation.

progress to a final state. In practice, our verifier based on HLE uses natural numbers for A , equality for M , and the standard less than relation for R , but $\exists\text{WHILE}$ uses this general formulation to account for the fact that axiomatic function calls represent unbounded nondeterministic choices [Dijkstra 1982]. The $\exists\text{SPEC}$ rule adapts the standard assignment rule to reflect that the result of a function call is being assigned. The first of the three conjuncts in its precondition ensures that the statement is executing in a state satisfying the function's precondition, preventing the stuck execution from example (7) in Figure 7. The next conjunct ensures that the function is realizable when the function is executed by requiring the function's postcondition to be inhabited, preventing the stuck execution from example (6) in Figure 7. The final conjunct shows how $\exists\text{SPEC}$ integrates a hyperproperty on n function executions to verify a property of a single execution of the client of that function. The large disjunction in this conjunct establishes that a desired postcondition Q will hold for *every* possible result of at least one of the function's n existential behaviors. The following admissible $\exists\text{SPEC}$ rule embodies this intuition by fixing which of the n relational behaviors is used in the proof when the rule is applied:

$$\frac{E(f) = \text{ax}\exists f(\bar{x}) \ n \ \{P\} \ \{Q'\}}{\text{E} \vdash \left[\begin{array}{l} [\bar{x} \mapsto \bar{a}] \models P \\ \wedge \exists \bar{v}. [\rho_1 \mapsto v_1, \bar{x} \mapsto \bar{a}], \dots, [\rho_n \mapsto v_n, \bar{x} \mapsto \bar{a}], \models Q' \\ \wedge \forall \bar{v}. [\rho_1 \mapsto v_1, \bar{x} \mapsto \bar{a}], \dots, [\rho_n \mapsto v_n, \bar{x} \mapsto \bar{a}] \models Q' \implies Q[v_k/y] \end{array} \right] y := f(\bar{a}) \ [Q]_{\exists}} \quad \exists\text{SPEC}$$

Figure 12 presents an example HLE derivation. Note that the program in this derivation can loop forever by choosing to add 0 to k at every iteration of the loop body. Nevertheless, by using $M \ a \ \sigma \equiv a = 4 - k$ and $R \ a \ a' \equiv a' < a$, we can prove a terminating path through the program exists.

4.1 RHLE: A Relational Program Logic for $\forall\exists$ -Properties

In order to complete our verification story, we also need a technique for proving that a function implementation satisfies its existential specification. Before presenting our program logic, we note our existential function specifications are a kind of *k-liveness* hyperproperties, in the sense that they proscribe the existence of some “good” behavior that depends on k executions. In contrast, *k-safety* hyperproperties specify the absence of some “bad” behaviors which depends on k executions. In general, any hyperproperty is a combination of a safety and liveness hyperproperty. Exploiting this observation, we present a program logic, called RHLE, for verifying combinations of safety and liveness relational properties. In particular, the assertions of RHLE range over a set of $k + j$ programs, and are of the form *for all* the final states of the first k programs, *there exists* some

corresponding collection of final states of the final j programs that satisfy some relational property. We call these sorts of relational properties $\forall\exists$ properties. $\forall\exists$ properties can be used to express hyperproperties like the productivity of function implementations, as well as semantic forms of program refinement and parameter usage and several forms of noninterference for nondeterministic programs, as Section 6 will describe in more detail.

More formally, the assertions of RHLE are the following *relational* Hoare triples:

$$S, E \models \langle \Phi \rangle \overline{p_V} \sim_{\exists} \overline{p_{\exists}} \langle \Psi \rangle \equiv \\ \forall \overline{\sigma_V} \overline{\sigma_{\exists}}. \overline{\sigma_V}, \overline{\sigma_{\exists}} \models \Phi \wedge \forall \overline{\sigma'_V}. S \vdash \overline{\sigma_V}, \overline{p_V} \Downarrow \overline{\sigma'_V} \implies E, \cdot \vdash \overline{\sigma_{\exists}}, \overline{p_{\exists}} \wedge \{ \overline{\sigma'_V} \mid \overline{\sigma'_V}, \overline{\sigma_{\exists}} \models \Psi \}$$

These assertions use \sim_{\exists} to separate the programs whose final states are universally quantified on the left from those whose final states are existentially quantified on the right. Just as we did in the rules for \wedge , we use \otimes to demarcate between programs on each side of \sim_{\exists} . Note that we can encode k -liveness hyperproperties like $E, I \vdash FD \models_{\exists} FE$ as one of these triples with a single skip statement to the left of \sim_{\exists} and k copies of a program to its right (which we denote as $\otimes_k[\cdot]$):

$$E, \cdot, \text{def } f(\overline{x})\{s; \text{return } e\} \models_{\exists} \text{ax}_{\exists} f(\overline{x}) \text{ n } \{P\}\{\Psi\} \equiv S, E \models \left\langle \bigwedge_{1 \leq i \leq n} P[\overline{x}_i/\overline{x}] \right\rangle \text{skip} \sim_{\exists} \otimes_n[s] \langle \Psi[\overline{e}/\overline{\rho}] \rangle$$

We can similarly encode k -safety hyperproperties such as injectivity of a function f by placing k copies on the universal side of \sim_{\exists} and skip on the existential side.

$$S, E \models \langle x_1 \neq x_2 \rangle \otimes_2 [y := f(x)] \sim_{\exists} \text{skip} \langle y_1 \neq y_2 \rangle$$

$$\begin{array}{c} \frac{}{S, E \vdash \langle \Phi \rangle \text{skip} \sim_{\exists} \text{skip} \langle \Phi \rangle} \text{FINISH} \quad \frac{S, E \vdash \langle \Phi \rangle \overline{c_V}; \text{skip} \sim_{\exists} \overline{c_{\exists}}; \text{skip} \langle \Psi \rangle}{S, E \vdash \langle \Phi \rangle \overline{c_V} \sim_{\exists} \overline{c_{\exists}} \langle \Psi \rangle} \text{SKIPINTRO} \\ \\ \frac{(\forall \overline{\sigma} \overline{\sigma_{\exists}}. S \vdash \{ \Phi \mid_i \overline{\sigma}, \overline{\sigma_{\exists}} \} \ c_i \{ \Phi' \mid_i \overline{\sigma}, \overline{\sigma_{\exists}} \}) \quad S, E \vdash \langle \Phi' \rangle c_1 \otimes \dots \otimes c'_i \otimes \dots \otimes c_n \sim_{\exists} \overline{c_{\exists}} \langle \Psi \rangle}{S, E \vdash \langle \Phi \rangle c_1 \otimes \dots \otimes c_i; c'_i \otimes \dots \otimes c_n \sim_{\exists} \overline{c_{\exists}} \langle \Psi \rangle} \text{STEPV} \\ \\ \frac{(\forall \overline{\sigma_V} \overline{\sigma}. E \vdash [\Phi \mid_i \overline{\sigma_V}, \overline{\sigma}] \ c_i [\Phi' \mid_i \overline{\sigma_V}, \overline{\sigma}]_{\exists}) \quad S, E \vdash \langle \Phi' \rangle \overline{c_V} \sim_{\exists} c_1 \otimes \dots \otimes c'_i \otimes \dots \otimes c_n \langle \Psi \rangle}{S, E \vdash \langle \Phi \rangle \overline{c_V} \sim_{\exists} c_1 \otimes \dots \otimes c_i; c'_i \otimes \dots \otimes c_n \langle \Psi \rangle} \text{STEP}\exists \end{array}$$

Fig. 13. RHLE proof rules.

RHLE is a relational program logic for reasoning about the sorts of relational properties encoded by these semantic relational Hoare triples. Figure 13 gives a complete listing of the proof rules of the logic. The first two rules are used to end derivations: the SKIPINTRO rule appends a final skip statement to the end of universal and existential programs; these final skips act as flags that allow the FINISH axiom to be applied to end a derivation after the proof has fully considered the behavior of each program. The STEP \exists and STEP \forall rules both work by using a logic for single programs to prove that the topmost command of one of their respective programs meets some postcondition Φ' ; this postcondition is then used as the precondition for further relational reasoning. Both rules make use of a projection operation, $\overline{\sigma} \mid_i \Psi$, which maps a relational assertion to a regular one. Given a collection of n states, $\Psi \mid_i \overline{\sigma}$ is satisfied by any state σ' which satisfies Ψ when inserted at the i th position:

$$\sigma' \models \Psi \mid_i \overline{\sigma} \equiv \sigma_1, \dots, \sigma_{i-1}, \sigma', \sigma_{i+1}, \dots, \sigma_n \models \Psi$$

In effect, the projection operation is used to ensure the states of the other programs remain unchanged during the first of these steps.

The appendix includes the full set of inference rules for the universal program logic used in the STEP_V rule. The only notable rule is VSPEC , which reasons about function calls using only their specifications in S :

$$\frac{S(f) = \text{ax } f(\bar{x})\{P\}\{Q\}}{S \vdash \left\{ [\bar{x} \mapsto \bar{a}] \models P \wedge \forall v. [\rho \mapsto v; \bar{x} \mapsto \bar{a}] \models Q \implies R[v/y] \right\} y := f(\bar{a}) \{R\}} \text{VSPEC}$$

Equipped with these two single program logics and our relational program logic, we can now state and prove the full modular reasoning principle that RHLE enables:

THEOREM 4.1 (RHLE IS SOUND). *Suppose we are given a pair of coherent existential and axiomatic contexts E and S , and that furthermore we can deduce the RHLE triple $S, E \vdash \langle \Phi \rangle \bar{p}_V \sim_{\exists} \bar{p}_{\exists} \langle \Psi \rangle$. Then, for any function context I compatible with both S and E , any set of initial states $\bar{\sigma}_V$ and $\bar{\sigma}_{\exists}$ satisfying Φ , and for every set of final states $\bar{\sigma}'_V$ produced by \bar{p}_V , there exists a corresponding set of final states produced by \bar{p}_{\exists} such that $\bar{\sigma}'_V$ and $\bar{\sigma}'_{\exists}$ satisfy Ψ :*

$$\begin{aligned} & S, E \vdash \langle \Phi \rangle \bar{p}_V \sim_{\exists} \bar{p}_{\exists} \langle \Psi \rangle \wedge S \supseteq E \wedge (\forall \bar{\sigma}. \bar{\sigma} \models \Phi \implies S \vdash \bar{\sigma}, \bar{p}_V \text{ is OK}) \implies \\ & \forall I. I \models S \wedge I \models_{\exists} E \implies \\ & \forall \bar{\sigma}_V \bar{\sigma}_{\exists}. \bar{\sigma}_V \bar{\sigma}_{\exists} \models \Phi \implies \\ & \forall \bar{\sigma}'_V. S, I \vdash \bar{\sigma}_V, \bar{p}_V \Downarrow \bar{\sigma}'_V \implies \exists \bar{\sigma}'_{\exists}. S, I \vdash \bar{\sigma}_{\exists}, \bar{p}_{\exists} \Downarrow \bar{\sigma}'_{\exists} \wedge \bar{\sigma}'_V, \bar{\sigma}'_{\exists} \models \Psi \end{aligned}$$

PROOF. In Appendix B. □

5 VERIFICATION

This section presents a procedure based on RHLE for automatically verifying $\forall \exists$ properties. The high-level approach is to generate verification conditions by reasoning backward from the relational postcondition by applying Step_V and Step_{\exists} until all program statements have been considered.

The verification procedure is parameterized over the following procedures:

Verify: a decision procedure for the underlying assertion logic.

Variante: an oracle that provides loop variants.

Invariant: an oracle that provides loop invariants.

Simplify: a procedure that optionally simplifies a (potentially large) existential postcondition to more manageable equisatisfiable formula. The returned formula may include a set of fresh existentially quantified variables \bar{t} that can be instantiated if and only if the original postcondition is satisfiable. Section 6 has a discussion on how this works in practice.

We also assume a procedure called $\text{ChooseStep}(\bar{p}_V, \bar{p}_{\exists})$ that accepts a list of universally quantified programs \bar{p}_V and a list of existentially quantified programs \bar{p}_{\exists} . ChooseStep is responsible for

Algorithm 2: RhleVC

Inputs : Φ , a relational precondition
 \bar{p}_V , universal programs
 \bar{p}_{\exists} , existential programs
 Ψ , a relational postcondition,
 S , an axiomatic context
 E , an existential context

Output: verifiability of $\langle \Phi \rangle \bar{p}_V \sim_{\exists} \bar{p}_{\exists} \langle \Psi \rangle$

begin

if $\text{empty}(\bar{p}_V) \wedge \text{empty}(\bar{p}_{\exists})$ **then**
 return $\text{Verify}(\Phi \implies \Psi)$

else

$(c, K, \bar{p}'_V, \bar{p}'_{\exists}) \leftarrow$
 $\text{ChooseStep}(\bar{p}_V, \bar{p}_{\exists}, \Phi, \Psi)$
 $\Psi' \leftarrow \text{StatementVC}(c, K, \Psi, S, E)$
 return $\text{RhleVC}(\Phi, \bar{p}'_V, \bar{p}'_{\exists}, \Psi', S, E)$

Algorithm 1: StatementVC**Inputs :** c , a FUNIMP program statement K , a tag identifying whether c is on the universal or existential side of \sim_\exists Ψ , a relational postcondition S , an axiomatic context E , an existential context**Output:** verification conditions for c to meet Ψ in the given quantification context**begin** **match** c : **case** *skip* **do** **return** Ψ **case** $y := a$ **do** **return** $\Psi[a/y]$ **case** $y := f(\bar{a})$ **do** **if** $K = \forall$ **then** $(P, Q) \leftarrow S(f)$ **return** $P[\bar{a}/\bar{x}] \wedge \forall v. (Q[v/\rho, \bar{a}/\bar{x}] \implies \Psi[v/y])$ **else if** $K = \exists$ **then** $(P, Q) \leftarrow E(f)$ $\text{inhabited} \leftarrow \exists \bar{t}. \bar{v}. \text{Simplify}(Q[\bar{v}/\bar{\rho}, \bar{a}/\bar{x}])$ $\text{valid} \leftarrow \exists \bar{t}. \forall \bar{v}. \text{Simplify}(\bigvee_{0 < k \leq n} Q[\bar{v}/\bar{\rho}, \bar{a}/\bar{x}] \implies \Psi[v_k/y])$ **return** $P[\bar{a}/\bar{x}] \wedge \text{inhabited} \wedge \text{valid}$ **case** $c_1; c_2$ **do** $\Psi' \leftarrow \text{StatementVC}(c_2, K, \Psi, S, E)$ **return** $\text{StatementVC}(c_1, K, \Psi', S, E)$ **case if** b **then** c_t **else** c_f **do** $\Psi_t \leftarrow \text{StatementVC}(c_t, K, \Psi, S, E)$ $\Psi_f \leftarrow \text{StatementVC}(c_f, K, \Psi, S, E)$ **return** $(b \implies \Psi_t) \wedge (\neg b \implies \Psi_f)$ **case while** b **do** c_b **end do** $\bar{v} \leftarrow \text{Vars}(c_b)$ $\bar{v}' \leftarrow \text{Fresh}(\bar{v})$ $I \leftarrow \text{Invariant}(\text{while } b \text{ do } c_b \text{ end})$ **if** $K = \forall$ **then** $\Psi_{\text{body}} \leftarrow \text{StatementVC}(c_b, K, I, S, E)$ **else if** $K = \exists$ **then** $V \leftarrow \text{Variant}(\text{while } b \text{ do } c_b \text{ end})$ $\text{varDec} \leftarrow 0 \leq V < V[\bar{v}'/\bar{v}]$ $\Psi_{\text{body}} \leftarrow \text{StatementVC}(c_b, K, I \wedge \text{varDec}, S, E)$ $\Psi_{\text{loop}} \leftarrow \forall \bar{v}'. (b \wedge I \implies \Psi_{\text{body}})[\bar{v}'/\bar{v}]$ $\Psi_{\text{end}} \leftarrow \forall \bar{v}'. (\neg b \wedge I \implies \Psi)[\bar{v}'/\bar{v}]$ **return** $I \wedge \Psi_{\text{loop}} \wedge \Psi_{\text{end}}$

selecting the next program statement to reason about as the verification algorithm steps through programs. If $\overline{p_\exists}$ is not empty, ChooseStep returns $(c_\exists, \exists, \overline{p_v}, \overline{p'_\exists})$, where c_\exists is the last statement of the last program in $\overline{p_\exists}$ and $\overline{p'_\exists}$ is $\overline{p_\exists}$ with c_\exists removed from the last program (or without the last program altogether if c_\exists was the only statement remaining.) If $\overline{p_\exists}$ is empty, ChooseStep returns $(c_v, \forall, \overline{p'_v}, \text{nil})$, where c_v is the last statement of the last program in $\overline{p_v}$, $\overline{p'_v}$ is $\overline{p_v}$ with c_v removed from the last program (or without the last program if c_v was its only statement), and nil is the empty list. Note that for the verification algorithm presented below, it is important to step through existential executions first in order to ensure the final verification conditions have the proper forall-exists quantifier ordering. In principle, this restriction could be removed by, e.g., tracking the quantification context of each program variable and prepending the appropriate quantifiers as a final step of verification condition construction.

The procedure for generating verification conditions has two components:

- (1) StatementVC, presented as Algorithm 1, generates verification conditions for non-relational Hoare triples. It handles both universal and existential non-relational Hoare logic, using the K parameter to indicate whether universal or existential logic should be used.
- (2) RhleVC, presented as Algorithm 2, generates verification conditions for RHLE triples. It operates by applying the *Step* rules based on the direction of ChooseStep and relying on StatementVC to generate the next set of verification conditions. RhleVC terminates when all statements have been considered, at which point the accumulated verification conditions are discharged by a solver for the underlying assertion logic.

Example Verification. To illustrate the operation of the above verification algorithm, consider the following relational property which encodes a simple program refinement:

$$\langle \top \rangle x_1 := \text{RandB}(5) \sim_\exists x_2 := \text{RandB}(10) \langle x_1 = x_2 \rangle$$

Assume RandB has the following specifications:

$$\begin{aligned} \text{ax}_\forall \text{ RandB}(n) \{ \top \} \{ 0 \leq \rho < n \} \\ \text{ax}_\exists \text{ RandB}(n) n \{ \top \} \{ \rho = 0 \vee \dots \vee \rho = n - 1 \} \end{aligned}$$

Verification begins by calling RhleVC with:

$$\begin{array}{ll} \Phi : \top & \Psi : x_1 = x_2 \\ P_v : [x_1 := \text{RandB}(5)] & P_\exists : [x_2 := \text{RandB}(10)] \end{array}$$

Since there are programs remaining, the verifier calls ChooseStep which yields:

$$(x_2 := \text{RandB}(10), \exists, [x_1 := \text{RandB}(5)], \text{nil})$$

The selected program statement $x_2 := \text{RandB}(10)$ is then given to StatementVC, which matches as a function call with $K = \exists$. According to the existential spec, (P, Q) here will be $(\top, \rho = 0 \vee \dots \vee \rho = 9)$, but Simplify($Q[v/\rho, 10/n]$) results in the more manageable $\exists t. 0 \leq t < 10 \implies v = t$. StatementVC uses this simplification to construct the following formula:

$$\top \wedge (\exists t, v. 0 \leq t < 10 \implies v = t) \wedge (\exists t. \forall v. (0 \leq t < 10 \implies v = t) \implies x_1 = v)$$

Note that by leaving variables from other executions free in the postcondition Ψ given to StatementVC, substitution over variables in the execution currently being considered modifies the relational postcondition in the desired way. Eliding the trivial clauses for brevity, the next recursive invocation of RhleVC is made with:

$$\begin{array}{ll} \Phi : \top & \Psi : \exists t. \forall v. (0 \leq t < 10 \implies v = t) \implies x_1 = v \\ P_v : [x_1 := \text{RandB}(5)] & P_\exists : \text{nil} \end{array}$$

At this point, ChooseStep will pick the only remaining program statement, $x_1 := \text{RandB}(5)$. StatementVC again matches this as a function call, but this time with $K = \forall$. In the universal context, RandB's specification is $(\top, 0 \leq \rho < n)$, which yields a StatementVC return value of $\top \wedge (0 \leq x_1 < 5 \implies \Psi)$ for the value of Ψ listed above. RhleVC then recurses once more with:

$$\begin{array}{ll} \Phi : \top & \Psi : 0 \leq x_1 < 5 \implies (\exists t. \forall v. (0 \leq t < 10 \implies v = t) \implies x_1 = v) \\ P_{\forall} : \text{nil} & P_{\exists} : \text{nil} \end{array}$$

Since $P_{\forall} = P_{\exists} = \text{nil}$, RhleVC terminates by handing $\Phi \implies \Psi$ off to the underlying assertion logic's decision procedure. In this case, t can always be instantiated with x_1 , so the property verifies.

6 IMPLEMENTATION AND EVALUATION

In order to evaluate both RHLE and the verification algorithm presented in the previous section, we address the following questions:

- (R1) Is our approach *expressive* enough to represent a variety of existential and $\forall\exists$ properties?
- (R2) Is our verification algorithm *effective*, that is, can an implementation successfully verify or reject a diverse corpus of programs?
- (R3) Is it possible to realize an *efficient* implementation of our algorithm which returns results within a reasonable time frame?

To help answer these questions, we have developed ORHLE, an automatic program verifier written in Haskell. ORHLE implements the algorithm from Section 5 via the following implementations of its abstract procedures:

Verify: ORHLE uses Z3 as a backend solver for verifying verification conditions.

Variant: ORHLE requires existentially quantified input programs to be annotated with the loop variants to be used when generating verification conditions.

Invariant: ORHLE requires all input programs to be annotated with the loop invariants to be used when generating verification conditions.

Simplify: ORHLE accepts existential function specifications encoded in an already simplified form, obviating the need for an explicit Simplify procedure. We will describe the shape of these specifications shortly.

Input to ORHLE consists of a collection of FUNIMP programs, a declaration of how many copies of each program should be included in the universal and existential contexts, and a collection of function specifications expressed using the SMT-LIB2 format. As previously noted, input programs must specify loop invariants and loop variants. Each input listing may be annotated as valid or invalid to categorize the expected verification result; this is only for bookkeeping purposes and does not affect the actual verification mechanics. Figure 17 in the appendix has example ORHLE input listings.

ORHLE outputs a set of generated verification conditions along with a verification success or failure message. When a property fails to verify, ORHLE outputs a falsifying model for the verification conditions.

Encoding Existential Function Specifications. The underapproximate function specifications described in Section 3.1 enumerate all the required behaviors of a function. While this formulation is quite expressive, specifications in this style can become quite verbose. As an example, consider a function `rand10K()` that can return any number between 0 and 10,000. A complete existential specification of this function would be a 10,000-liveness property of the form $\rho_1 = 0 \vee \rho_2 = 1 \vee \dots \vee \rho_{10,000} = 9,999$. To avoid this problem, ORHLE uses a more concise encoding of existential function specifications that, while less expressive, is sufficient to handle all of the

benchmarks in our evaluation. Existential function specifications in ORHLE are expressed in terms of a *template variable* that may appear in the function's precondition and postcondition. A template variable k defines a k -hyperproperty consisting of a conjunction of every instantiation of k . Using template variables, the ORHLE specification for the `rand10K()` function described above becomes:

```
rand10K() {
  templateVars: k;
  pre: (and (≤ 0 k) (< k 10000));
  post: (= ret! k);
}
```

Pleasantly, the verification conditions for function calls encoded in this style can be greatly simplified by existentially quantifying over a function's template variables, avoiding the generating of a large disjunction of formulae. Concretely, the verification condition ORHLE generates for the function call $y := \text{rand10K}()$ has the form $\exists k. (0 \leq k < 10000 \wedge y = k \wedge \dots)$. Thus, identifying which existential behavior to return becomes a matter of finding instantiations of the existentially quantified template variables that satisfy the verification conditions, a concern ultimately handled by the underlying SMT solver.

	Time (s)	Valid	Verified
Winning Strategy			
DoNothing	0.078	✗	✗
DrawOnce	0.087	✗	✗
DrawUntil21	0.078	✓	✓
Branching Time[†]			
AFEFP-succeed	0.088	✓	✓
AFP-fail	0.078	✗	✗
AFP-succeed	0.078	✓	✓
AGAFP-fail	0.078	✗	✗
AGAFP-succeed	0.112	✓	✓
AGEFP-succeed	0.078	✓	✓
EFAFP-succeed	0.087	✓	✓
EFAGP-succeed	0.037	✓	✓

[†] Branching time logic examples inspired by Cook and Koskinen [2013].

Fig. 14. ORHLE verification results over a set of single-execution properties.

To answer questions (R1)-(R3), we have developed a suite of programs showcasing a variety of single and relational specifications drawn from the literature. We first address the expressivity of ORHLE (R1) by describing the range of properties considered in our benchmarks. Figure 14 presents our evaluation of RHLE on single programs. These properties used in this suite fall into two categories: winning strategy and branching time properties.

Winning Strategy. These programs in this category play a simplified game of blackjack. The “Players” (i.e. programs) in this game start with two cards, with each card being valued between 1 and 10. Players can request new cards, and each new card adds between 1 and 10 to their hand value. The goal is to get a hand value as close to 21 as possible without going over. The property of interest here is verifying if a player is capable of achieving the maximum hand value of 21 given any starting hand, even if it does not guarantee a win every game. This property is expressed as a single existentially quantified execution with precondition $2 \leq \text{handValue} \leq 20$ and postcondition $\text{handValue} = 21$. The three strategies considered are DoNothing, which never

requests any additional cards, DrawOnce, which requests a single additional card every game, and DrawUntil21, which keeps drawing cards until it either reaches 21 or goes bust. Only the final strategy can reach 21 on any starting hand; the other two strategies will not be able to reach 21 on, e.g., a starting hand value of 2.

Branching Time Properties. Our next set of benchmarks are an adaption of the evaluation from Cook and Koskinen [2013]. Their evaluation considered several branching time properties which were not expressible as HLE specifications; indeed many of the original benchmarks are not verifiable over finite executions at all. Nevertheless, HLE's ability to assert the existence of desirable final states given possibly-terminating programs allows ORHLE to verify the limited set of branching time properties shown in Figure 14.

Program Refinement	Time (s)	Valid	Verified	Delimited Release [†]	Time (s)	Valid	Verified
Add3Shuffled	0.087	✗	✗	AvgSalariesNoDR	0.080	✗	✗
Add3Sorted	0.109	✓	✓	AvgSalaries	0.084	✓	✓
ConditionalNonRefinement	0.121	✗	✗	ConditionalLeak	0.083	✗	✗
ConditionalRefinement	0.095	✓	✓	ConditionalNoDR	0.084	✗	✗
LoopNonRefinement	0.091	✗	✗	Conditional	0.084	✓	✓
LoopRefinement	44.834	✓	✓	MedianNoDR	0.108	✗	✗
SimpleNonRefinement	0.114	✗	✗	Median	0.147	✓	✓
SimpleRefinement	0.114	✓	✓	ParityFun	0.077	✓	✓
Non-Interference				ParityNoDR	0.077	✗	✗
Denning1 [‡]	0.099	✓	✓	Parity	0.078	✓	✓
Denning2 [‡]	0.098	✗	✗	Parity2	0.082	✓	✓
NonDetLeak	1.571	✗	✗	WalletNoDR	0.082	✗	✗
NonDetLeak2	0.089	✗	✗	Wallet	0.036	✓	✓
NonDetNonLeak	0.089	✓	✓	Parameter Usage			
NonDetNonLeak2	3.744	✓	✓	CompletelyUnused	0.084	✗	✗
SimpleLeak	0.084	✗	✗	NonDetUnused	0.110	✗	✗
SimpleNonLeak	0.090	✓	✓	NonDetUsed	0.175	✓	✓
Smith1[Smith 2007]	0.080	✗	✗	SemanticallyUnused	0.079	✗	✗
				ThreeUsed	0.082	✓	✓

[†] Delimited release examples taken from Rastogi et al. [2013]; Sabelfeld and Myers [2003]

[‡] Noninterference examples from Denning and Denning [1977]

Fig. 15. ORHLE verification results over a set of relational properties.

Our next set of benchmarks, presented in Figure 15, cover ORHLE's support for relational program verification.

Program Refinement. Benchmarks in the program refinement category attempt to verify that a program is a refinement of another. To be a valid refinement, a program may only exhibit some subset of behaviors of the original program. This property is formalized in ORHLE in terms of the possible outputs for each program when given the same inputs:

$$\begin{aligned} \text{Pre} : \overline{\text{refinement}_{in}} &= \overline{\text{original}_{in}} \\ \text{Post} : \text{refinement}_{out} &= \overline{\text{original}_{out}} \end{aligned}$$

While FUNIMP supports refinement via its implementation context, it requires the original and refined client programs to be syntactically identical. ORHLE is also able to verify a more semantic notion of refinement. For example, given the program

$c := \text{flipCoin}(); \text{if } c == \text{heads} \text{ then } r := 1 \text{ else } r := 2$, the program $r := 1$ is a valid refinement, as it always returns a value the original program could have returned. However, the program $c := \text{flipCoin}(); \text{if } c == \text{heads} \text{ then } r := 1 \text{ else } r := 3$ is not a valid refinement, as it can sometimes return a value the original program cannot.

Non-Interference. Generalized non-interference is a possibilistic information security property which ensures that nondeterministic programs do not leak knowledge about high-security state via low-security outputs. In other words, it should never be possible to deduce anything about private state based solely on public outputs. Formalization of this property in ORHLE is based on Mclean [1996] and requires that, for any execution of a program p whose state is divided into high security p_H and low security p_L , any other starting state with the same low inputs can potentially yield the same low outputs:

$$\begin{aligned} \forall a, \exists e. \text{ Pre} : a_L = e_L \\ \text{ Post} : a_L = e_L \end{aligned}$$

For example, the program $\text{visible} := \text{secret} \bmod 2$, where secret is high security and visible is low security, does not satisfy non-interference as it leaks the parity of secret to visible .

Delimited Release. Delimited release properties are similar to non-interference as described above, but do allow for specific information about high security state to be exposed via low security outputs. For example, perhaps it is acceptable to leak the parity of secret in the above example as long as no other information about secret escapes. Delimited release can be formalized on ORHLE by requiring starting states to agree on the values of the set DR of released secrets:

$$\begin{aligned} \forall a, \exists e. \text{ Pre} : a_L = e_L \wedge a_{DR} = e_{DR} \\ \text{ Post} : a_L = e_L \end{aligned}$$

For example, releasing the parity of secret in the above example corresponds to the specification:

$$\begin{aligned} \forall \text{parity}_1, \exists \text{parity}_2. \text{ Pre} : \text{visible}_1 = \text{visible}_2 \wedge (\text{secret}_1 \bmod 2) = (\text{secret}_2 \bmod 2) \\ \text{ Post} : \text{visible}_1 = \text{visible}_2 \end{aligned}$$

An alternate style is to express delimited release in the postcondition:

$$\begin{aligned} \forall a, \exists e. \text{ Pre} : a_L = e_L \\ \text{ Post} : a_{DR} = e_{DR} \implies a_L = e_L \end{aligned}$$

Expressing the release in terms of the final state in this way can be more convenient, as it allows the program to release whatever parts of the initial state allow some piece of final state to be public. However, this can sometimes obscure exactly which parts of the initial state are being released.

Parameter Usage. Finally, our parameter usage benchmarks attempt verify that a parameter to some program is meaningful, in that the program does not always yield the same return value regardless of the parameter's value. The relational property asserts the existence of two executions that differ in both their value of the parameter in question and their output value. For example, for a program p that takes parameters a and b and returns a value ρ , the parameter a is not meaningless if:

$$\begin{aligned} \exists p_1, p_2. \text{ Pre} : a_1 \neq a_2 \wedge b_1 = b_2 \\ \text{ Post} : \rho_1 \neq \rho_2 \end{aligned}$$

To show that ORHLE is both effective and efficient (R2)-(R3), we have used ORHLE to verify and/or invalidate examples of the properties described above. Figures 15 and 14 present the results of these experiments. Both the single-execution and relational experiments were done using an

Intel Core i7-6700K CPU with 8 4GHz cores. For each benchmark, the **Time (s)** column records the verification time, the **Valid** column records the expected result, and the **Verified** records the result returned by ORHLE. As shown in Figure 14 and Figure 15, our examples included a mix of programs that were expected to verify or fail to verify on a variety of properties, and ORHLE yielded the expected result in all cases. Verification across these benchmark properties was quite fast, with most verification tasks completing in under 30s. Taken together, these results offer evidence that ORHLE is both effective and efficient.

7 RELATED WORK

We consider two broad categories of related work in this section: first comparing HLE to other approaches to underapproximating individual program behaviors and then relating RHLE to other approaches for relational program reasoning.

Underapproximating Nondeterministic Behaviors. Reverse Hoare Logic [de Vries and Koutavas 2011] is a program logic for reasoning about reachability over single executions of programs which have access to a nondeterministic binary choice (\sqcup) operator. In this sense, it is quite similar to HLE described in Section 4. A reverse Hoare logic triple of the form $\langle P \rangle c \langle Q \rangle$ is valid when, for all states σ' satisfying Q , there exists a state σ satisfying P such that $\sigma, c \Downarrow \sigma'$. The authors also present a forward-reasoning predicate transformer semantics given in the form of a weakest postcondition calculus. While reverse Hoare logic requires there to exist a satisfying start state for all satisfying end states ($\forall \sigma' \exists \sigma$), HLE requires there to exist a satisfying end state for all satisfying start states ($\forall \sigma \exists \sigma'$). More recently, O'Hearn [2019] have developed Incorrectness Logic, which extends reverse Hoare Logic to support a more realistic programming language. As it also reasons about reachability over single executions, incorrectness logic is close to the non-relational existential logic (HLE) developed in Section 4. While logically similar, we note that the framing of Reverse Hoare Logic and Incorrectness Logic are quite different from HLE, in that the former systems focus on working backwards from final states to initial states, while HLE emphasizes reasoning forward.

First-order dynamic logic [Pratt 1976] is a reinterpretation of Hoare logic in first-order, multi-modal logic. Dynamic logic programs are constructed by regular expression operators extended with operators for e.g. testing and assignment. For a program p , the modal operators $[p]$ and $\langle p \rangle$ capture universal and existential quantification over program executions. In particular, the formula $[p]Q$ means that after executing p , all end states satisfy Q , and the dual $\langle p \rangle Q$ means that after executing p , there exists some end state satisfying Q . The axiomatic proof rules for dynamic logic closely correspond to the weakest precondition transformer, in that $[p]Q \iff wlp(p, Q)$, where wlp is the weakest liberal precondition, and $\langle p \rangle Q \iff wp_\exists(p, Q)$, where wp_\exists is the weakest precondition for existential Hoare logic. Therefore, the universal Hoare triple $\vdash \{P\}p\{Q\}$ corresponds to $P \implies [p]Q$, and the existential Hoare triple $\vdash [P]p[Q]_\exists$ corresponds to $P \implies \langle p \rangle Q$. In contrast to dynamic logic, HLE reasons over a more conventional imperative language that supports unbounded nondeterministic choice with relational specifications.

There exist several other modal logics which support a similar style of existential reasoning as HLE. Temporal logics like LTL and CTL are popular systems for verifying liveness properties, and variants like HyperLTL and HyperCTL can be used to verify liveness hyperproperties. (See [Clarke et al. 1994; Clarkson et al. 2014] for surveys.) A recent paper by [Coenen et al. 2019] examines verification and synthesis of computational models using HyperLTL formulas with alternating quantifiers, leading to analysis of the kinds of $\forall \exists$ properties considered here. [Cook and Koskinen 2013] examines existential reasoning in branching-time temporal logics by way of removing state space until universal reasoning methods can be used. While temporal logics are capable of reasoning about the kinds of liveness properties we consider in this paper, they operate over finite state

models of software systems instead of reasoning directly over program syntax in the way HLE does.

Reasoning about Relational Properties. The concept of a hyperproperty was originally introduced by Clarkson and Schneider [2010], building off of earlier work by Terauchi and Aiken [Terauchi and Aiken 2005]. Clarkson and Schneider define hyperproperties as finite properties over a potentially infinite set of execution traces, and demonstrate that every trace hyperproperty is an intersection of safety and liveness hyperproperties. They further identify the class of k -safety hyperproperties as those in which the a bad state cannot involve more than k traces. Although not explicitly defined in Clarkson and Schneider [2010], the analogous concept of k -liveness hyperproperties is implicit in that work. While they discuss verification, they do not offer a verification algorithm.

Relational program logics are a common approach to verifying relational specifications. Relational Hoare Logic[Benton 2004] (RHLP) was one of the first examples of these logics. Originally developed by Benton, RHL provides an axiomatic system for proving 2-safety properties of imperative programs. The logic is shown to be sound, but no automated verification algorithm is given. Relational Higher-order Logic[Aguirre et al. 2017] is a higher-order relational logic for reasoning about higher-order functional programs expressed in a simply-typed λ -calculus. Probabilistic RHL [Barthe et al. 2009] is a logic for reasoning about probabilistic programs, with the goal of proving security properties of cryptographic schemes like Hashed ElGamal encryption and the Cramer-Shoup cryptosystem. The relational logic closest to RHLE is Cartesian Hoare Logic[Sousa and Dillig 2016] (CHL) developed by Sousa and Dillig. This logic which provides an axiomatic system for reasoning about k -safety hyperproperties along with an automatic verification algorithm. ORHLE can be thought of as an extension of CHL for reasoning about a larger class of hyperproperties via an existentially quantified Hoare logic.

Product programs are another approach to the verification of relational properties. The basic technique is to transform multiple programs with a relational property into an equivalent single program with a non-relational property[Barthe et al. 2011a]. Standard verification tools may then be used to verify the resulting product program. The advantage to this approach is it can leverage existing non-relational verification tools and techniques, but large state space of product programs makes verification difficult in practice. Product programs have been used to verify k -safety properties and reason about non-interference and secure information flow[Barthe et al. 2011b; Kovács et al. 2013]. The most closely related work in this space is that of Barthe et al. [2013], which develops a set of necessary conditions for “left-product programs”. These product programs can be used to verify hyperproperties outside of k -safety, including the $\forall\exists$ -hyperproperties RHLE deals with, although the work does not address how to construct left-product programs.

8 CONCLUSION

This paper proposed a flexible approach for expressing underapproximate specifications of nondeterministic choices as hyperproperties. We discussed a program logic called HLE which uses such specifications to establish the existence of desirable program paths in nondeterministic programs, as well as a relational program logic called RHLE capable of verifying a class of relational property we term “ $\forall\exists$ properties.” In addition, we have provided an algorithm for deciding the validity of $\forall\exists$ properties, as well as an implementation of this algorithm in a tool called ORHLE. We have demonstrated that RHLE is able to express a variety of interesting relational properties, and provided experimental evidence that ORHLE is able to correctly decide the validity of these sorts of existential properties in a reasonable time frame over a suite of example programs.

REFERENCES

- Alejandro Aguirre, Gilles Barthe, Marco Gaboardi, Deepak Garg, and Pierre-Yves Strub. 2017. A Relational Logic for Higher-order Programs. *Proc. ACM Program. Lang.* 1, ICFP, Article 21 (Aug. 2017), 29 pages.
- R.J.R. Back. 1981. On correct refinement of programs. *J. Comput. System Sci.* 23, 1 (1981), 49 – 68. [https://doi.org/10.1016/0022-0000\(81\)90005-2](https://doi.org/10.1016/0022-0000(81)90005-2)
- Gilles Barthe, Juan Manuel Crespo, and César Kunz. 2011a. Relational Verification Using Product Programs. In *FM 2011: Formal Methods*, Michael Butler and Wolfram Schulte (Eds.). Springer Berlin Heidelberg, Berlin, Heidelberg, 200–214.
- Gilles Barthe, Juan Manuel Crespo, and César Kunz. 2013. Beyond 2-safety: Asymmetric product programs for relational program verification. In *International Symposium on Logical Foundations of Computer Science*. Springer, 29–43.
- Gilles Barthe, Pedro R. D’Argenio, and Tamara Rezk. 2011b. Secure information flow by self-composition. *Mathematical Structures in Computer Science* 21, 6 (2011), 1207–1252.
- Gilles Barthe, Benjamin Grégoire, and Santiago Zanella Béguelin. 2009. Formal Certification of Code-based Cryptographic Proofs. *SIGPLAN Not.* 44, 1 (Jan. 2009), 90–101.
- Nick Benton. 2004. Simple Relational Correctness Proofs for Static Analyses and Program Transformations. In *Proceedings of the 31st ACM SIGPLAN-SIGACT Symposium on Principles of Programming Languages (POPL ’04)*. ACM, New York, NY, USA, 14–25.
- E. Clarke, O. Grumberg, and D. Long. 1994. Verification tools for finite-state concurrent systems. In *A Decade of Concurrency Reflections and Perspectives*, J. W. de Bakker, W. P. de Roever, and G. Rozenberg (Eds.). Springer Berlin Heidelberg, Berlin, Heidelberg, 124–175.
- Michael R Clarkson, Bernd Finkbeiner, Masoud Kolehini, Kristopher K Micinski, Markus N Rabe, and César Sánchez. 2014. Temporal logics for hyperproperties. In *International Conference on Principles of Security and Trust*. Springer, 265–284.
- Michael R. Clarkson and Fred B. Schneider. 2010. Hyperproperties. *J. Comput. Secur.* 18, 6 (Sept. 2010), 1157–1210.
- Norine Coenen, Bernd Finkbeiner, C  sar S  nchez, and Leander Tentrup. 2019. Verifying Hyperliveness. (07 2019), 121–139. https://doi.org/10.1007/978-3-030-25540-4_7
- Byron Cook and Eric Koskinen. 2013. Reasoning about nondeterminism in programs. In *Proceedings of the 34th ACM SIGPLAN conference on Programming language design and implementation*. 219–230.
- Edsko de Vries and Vasileios Koutavas. 2011. Reverse Hoare Logic. In *Proceedings of the 9th International Conference on Software Engineering and Formal Methods (SEFM 2011)*. Springer-Verlag, Berlin, Heidelberg, 155–171.
- Dorothy E. Denning and Peter J. Denning. 1977. Certification of Programs for Secure Information Flow. *Commun. ACM* 20, 7 (July 1977), 504–513. <https://doi.org/10.1145/359636.359712>
- Edsger W. Dijkstra. 1976. *On non-determinacy being bounded*. Prentice-Hall, Chapter 9.
- Edsger W. Dijkstra. 1982. *On Weak and Strong Termination*. Springer New York, New York, NY, 355–357. https://doi.org/10.1007/978-1-4612-5695-3_64
- C. A. R. Hoare. 1969. An Axiomatic Basis for Computer Programming. *Commun. ACM* 12, 10 (Oct. 1969), 576–580. <https://doi.org/10.1145/363235.363259>
- J. Jacob. 1989. On the derivation of secure components. In *Proceedings. 1989 IEEE Symposium on Security and Privacy*. 242–247.
- M  t   Kov  cs, Helmut Seidl, and Bernd Finkbeiner. 2013. Relational abstract interpretation for the verification of 2-hypersafety properties. *Proceedings of the ACM Conference on Computer and Communications Security*, 211–222.

- John Mclean. 1996. A general theory of composition for a class of possibilistic properties. *Software Engineering, IEEE Transactions on* 22 (02 1996), 53 – 67. <https://doi.org/10.1109/32.481534>
- Peter W. O’Hearn. 2019. Incorrectness Logic. *Proc. ACM Program. Lang.* 4, POPL, Article Article 10 (Dec. 2019), 32 pages. <https://doi.org/10.1145/3371078>
- Vaughan R Pratt. 1976. Semantical consideration on floyd-hoare logic. In *17th Annual Symposium on Foundations of Computer Science (sfcs 1976)*. IEEE, 109–121.
- Aseem Rastogi, Piotr Mardziel, Michael Hicks, and Matthew A Hammer. 2013. Knowledge inference for optimizing secure multi-party computation. In *Proceedings of the Eighth ACM SIGPLAN workshop on Programming languages and analysis for security*. 3–14.
- Andrei Sabelfeld and Andrew C Myers. 2003. A model for delimited information release. In *International Symposium on Software Security*. Springer, 174–191.
- Geoffrey Smith. 2007. Principles of Secure Information Flow Analysis. In *Malware Detection*, Mihai Christodorescu, Somesh Jha, Douglas Maughan, Dawn Song, and Cliff Wang (Eds.). Springer US, Boston, MA, 291–307.
- Marcelo Sousa and Isil Dillig. 2016. Cartesian Hoare Logic for Verifying K-safety Properties. In *Proceedings of the 37th ACM SIGPLAN Conference on Programming Language Design and Implementation (PLDI ’16)*. ACM, New York, NY, USA, 57–69.
- Tachio Terauchi and Alex Aiken. 2005. Secure Information Flow as a Safety Problem. In *Static Analysis*, Chris Hankin and Igor Siveroni (Eds.). Springer Berlin Heidelberg, Berlin, Heidelberg, 352–367.

A UNIVERSAL HOARE LOGIC

$$\begin{array}{c}
 \frac{\models P \implies P' \quad \models Q' \implies Q \quad S \vdash \{P'\} c \{Q'\}}{S \vdash \{P\} c \{Q\}} \text{VCONSEQ} \qquad \frac{}{S \vdash \{P\} \text{ skip } \{P\}} \text{VSKIP} \\
 \\
 \frac{}{S \vdash \{P[a/x]\} x := a \{P\}} \text{VASSGN} \qquad \frac{S \vdash \{P\} c_1 \{P'\} \quad S \vdash \{P'\} c_2 \{Q\}}{S \vdash \{P\} c_1; c_2 \{Q\}} \text{VSEQ} \\
 \\
 \frac{S \vdash \{P \wedge b\} c_1 \{Q\} \quad S \vdash \{P \wedge \neg b\} c_2 \{Q\}}{S \vdash \{P\} \text{ if } b \text{ then } c_1 \text{ else } c_2 \{Q\}} \text{VCOND} \qquad \frac{S \vdash \{P \wedge b\} c \{P\}}{S \vdash \{P\} \text{ while } b \text{ do } c \text{ end } \{P \wedge \neg b\}} \text{VWHILE} \\
 \\
 \frac{S(f) = \text{ax } f(\bar{x})\{P\}\{Q\}}{S \vdash \{P[\bar{a}/\bar{x}] \wedge \forall v. Q[v/\rho; \bar{a}/\bar{x}] \implies Q[v/y]\} y := f(\bar{a}) \{Q\}} \text{VSPEC}
 \end{array}$$

Fig. 16. Proof rules for a universal Hoare logic for FUNIMP.

B PROOFS

THEOREM B.1. *When run under a compatible context I with an OK initial state σ , a program p will either diverge or evaluate to a state σ' which is also produced by one of its axiomatic executions.*

$$I \models S \wedge S \vdash \sigma, p \text{ is OK} \wedge S, I \vdash \sigma, p \Downarrow \sigma' \implies S, \cdot \vdash \sigma, p \Downarrow \sigma'$$

PROOF. By induction over the derivation of $S, I \vdash \sigma, p \Downarrow \sigma'$. The only interesting case is ECALLDEF, which follows immediately from the assumptions that p does not get stuck and that every definition in I meets its axiomatic specification in S . \square

THEOREM B.2. *Suppose that existential and axiomatic contexts E and S are coherent, and furthermore that the function context I is compatible with E . If a program p that is productive from initial state σ with respect to set Q , then it must be the case that from σ p is able to terminate in some final state σ' satisfying Q :*

$$E, \cdot \vdash \sigma, p \Downarrow Q \wedge I \models E \wedge S \supseteq I \implies \exists \sigma'. S, I \vdash \sigma, p \Downarrow \sigma' \wedge \sigma' \models Q$$

PROOF. Coherent contexts preserve productivity, allowing us to conclude $E, I \vdash \sigma, p \Downarrow Q$ from the first two assumptions. Combined with the assumption that E and S are coherent, the desired conclusion follows from the fact that productivity is strong enough to ensure that p can terminate in some final state σ' satisfying Q . \square

THEOREM B.3 (RHLE IS SOUND). *Suppose we are given a pair of coherent existential and axiomatic contexts E and S , and that furthermore we can deduce the RHLE triple $S, E \vdash \langle \Phi \rangle \overline{p_V} \sim_{\exists} \overline{p_{\exists}} \langle \Psi \rangle$. Then, for any function context I compatible with both S and E , any set of initial states $\overline{\sigma_V}$ and $\overline{\sigma_{\exists}}$ satisfying Φ , and for every set of final states $\overline{\sigma'_V}$ produced by $\overline{p_V}$, there exists a corresponding set of final states produced by $\overline{p_{\exists}}$ such that $\overline{\sigma'_V}$ and $\overline{\sigma'_{\exists}}$ satisfy Ψ :*

$$\begin{aligned} & S \supseteq E \wedge \\ & (\forall \overline{\sigma}. \overline{\sigma} \models \Phi \implies S \vdash \overline{\sigma}, \overline{p_V} \text{ is OK}) \wedge \\ & S, E \vdash \langle \Phi \rangle \overline{p_V} \sim_{\exists} \overline{p_{\exists}} \langle \Psi \rangle \implies \\ & \forall I. I \models S \wedge I \models E \implies \\ & \forall \overline{\sigma_V} \overline{\sigma_{\exists}}. \overline{\sigma_V} \overline{\sigma_{\exists}} \models \Phi \implies \\ & \forall \overline{\sigma'_V}. S, I \vdash \overline{\sigma_V}, \overline{p_V} \Downarrow \overline{\sigma'_V} \implies \exists \overline{\sigma'_{\exists}}. S, I \vdash \overline{\sigma_{\exists}}, \overline{p_{\exists}} \Downarrow \overline{\sigma'_{\exists}} \wedge \overline{\sigma'_V}, \overline{\sigma'_{\exists}} \models \Psi \end{aligned}$$

PROOF. We first prove a stronger property by induction on the triple $S, E \vdash \langle \Phi \rangle \overline{p_V} \sim_{\exists} \overline{p_{\exists}} \langle \Psi \rangle$: namely, that in the empty implementation context, $\overline{p_{\exists}}$ are productive with respect to every set of final states produced by $\overline{p_V}$, for any set of initial states satisfying the precondition Φ :

$$\forall \overline{\sigma_V} \overline{\sigma_{\exists}}. \overline{\sigma_V} \overline{\sigma_{\exists}} \models \Phi \wedge \forall \overline{\sigma'_V}. S, \cdot \vdash \overline{\sigma_V}, \overline{p_V} \Downarrow \overline{\sigma'_V} \implies S, \cdot \vdash \overline{\sigma_{\exists}}, \overline{p_{\exists}} \wedge \{\overline{\sigma'_V} \mid \overline{\sigma'_V}, \overline{\sigma'_{\exists}} \models \Psi\} \quad (10)$$

By Theorem B.1 and the fact that I is compatible with S , the assumption that Φ ensures every program in $\overline{p_V}$ will not get stuck, and our assumption that $S, I \vdash \overline{\sigma_V}, \overline{p_V} \Downarrow \overline{\sigma'_V}$, it follows that:

$$S, \cdot \vdash \overline{\sigma_V}, \overline{p_V} \Downarrow \overline{\sigma'_V} \quad (11)$$

Armed with (10) and (11), the assumption that I is compatible with E , and the assumption that S and E are coherent, by a corollary of Theorem B.2 we can conclude the desired result, i.e. $\exists \overline{\sigma'_{\exists}}. S, I \vdash \overline{\sigma_{\exists}}, \overline{p_{\exists}} \Downarrow \overline{\sigma'_{\exists}} \wedge \overline{\sigma'_V}, \overline{\sigma'_{\exists}} \models \Psi$. \square

C EXAMPLE ORHLE INPUT

```
// A program that never leaks high-
// security state.
```

```
expected: valid;
```

```
forall: run[1];
exists: run[2];
```

```
pre: (= run!1!low run!2!low);
post: (= run!1!low run!2!low);
```

```
aspecs:
```

```
  RandB(max) {
    pre: true;
    post: (and (>= 0 ret!) (< ret! max));
  }
```

```
especs:
```

```
  RandB(max) {
    templateVars: n;
    pre: (and (>= 0 n) (< n max));
    post: (= ret! n);
  }
```

```
prog run(high, low):
  r := call RandB(high);
  low := high + r;
endp
```

```
// A program that sometimes (but not
// always) leaks high-security state.
```

```
expected: invalid;
```

```
forall: run[1];
exists: run[2];
```

```
pre: (= run!1!low run!2!low);
post: (= run!1!low run!2!low);
```

```
aspecs:
```

```
  flipCoin() {
    pre: true;
    post: (or (= ret! 0) (= ret! 1));
  }
```

```
especs:
```

```
  flipCoin() {
    templateVars: n;
    pre: (or (= n 0) (= n 1));
    post: (= ret! n);
  }
```

```
prog run(high, low):
  flip := call flipCoin();
  if (flip == 0) then
    low := high + low;
  else
    skip;
  end
endp
```

Fig. 17. Example ORHLE input listings. The listing on the left verifies a noninterference property, namely that the program never leaks any information about the high variable. Note that the underapproximation of RandB is required to verify the property. If linked to a RandB implementation that, e.g., can only return 0 or 1, observers of low would know $high = low \vee high = low - 1$. The listing on the right flags a noninterference violation; depending on the outcome of flipCoin, the program might leak the value of high.