

SMA: Eliminate Memory Spatial Errors via Saturation Memory Access

1st Dongwei Chen

*Department of Computer Science and Technology
Peking University
Beijing, China
chendongwei@pku.edu.cn*

2nd Daliang Xu

*Department of Computer Science and Technology
Peking University
Beijing, China
xudaliang@pku.edu.cn*

3rd Dong Tong

*Department of Computer Science and Technology
Peking University
Beijing, China
tongdong@pku.edu.cn*

4th Kang Sun

*Department of Computer Science and Technology
Peking University
Beijing, China
ajksunkang@pku.edu.cn*

5th Xuetao Guan

*Department of Computer Science and Technology
Peking University
Beijing, China
gxt@pku.edu.cn*

6th Chun Yang

*Department of Computer Science and Technology
Peking University
Beijing, China
yangchun@mprc.pku.edu.cn*

7th Xu Cheng

*Department of Computer Science and Technology
Peking University
Beijing, China
chengxu@mprc.pku.edu.cn*

Abstract—Memory spatial error, i.e., buffer overflow, has been a well-known issue in computer security for a long time and remains one of the root causes of exploitable vulnerabilities. Existing tools focus on the detection of memory spatial errors and prevent intrusion by terminating the execution of the victim program. However, such tools cannot eliminate the vulnerabilities without patching the program. Unfortunately, in the increasingly popular embedded environment, deploying patches becomes harder because of the enormous number of devices. The limited resource in the embedded environment also prevents many existing tools to be used in the real world.

This paper proposes the Saturation Memory Access (SMA), a memory spatial error elimination tool that prevents out-of-bound access without terminating the execution of a program. We use the tagged pointer scheme to store the boundary metadata of a memory object in the pointer itself, and correct the address to the object boundary upon detecting out-of-bound access. This method is based on a key observation that developers generally do not rely on out-of-bounds access to implement the program logic, so the correction of the address does not interfere with the execution of a program.

We have implemented the prototype of SMA on LLVM 4.0.1 with two pointer encoding schemes designed for different tradeoff decisions between performance and memory usage. Experiments show that our prototype can stop nearly all attack forms in the RIPE benchmark and incurs 64%-84% overhead on SPEC CPU2017.

Index Terms—memory spatial error, saturation memory ac-

cess, vulnerability elimination

I. INTRODUCTION

Memory spatial error, i.e., buffer overflow, has been a well-known issue in computer security for over 30 years, and it is still rife in modern C/C++ binaries. It remains one of the root causes of exploitable vulnerabilities [1]–[3], leading to various forms of attacking such as Return Oriented Programming (ROP) [4] and Data-Oriented Programming (DOP) [5], [6]. Currently, existing defense mechanisms can be divided into two categories: probabilistic and deterministic [2]. Probabilistic methods rely on randomization and secrets to increase the difficulty of an attack. For example, address space layout randomization (ASLR) adds a randomized offset in program memory layout and makes it hard to find gadgets for attacks [7]. Deterministic methods define security policies and monitor the behavior of programs to judge whether there is an ongoing attack. Some of the deterministic methods, such as Control Flow Integrity (CFI) [8], verify the integrity of critical data, and others may directly detect the out-of-bounds memory access, such as AddressSanitizer [9]. However, most of the current defense mechanisms are not suitable for embedded devices because computing resources are strictly limited in such environments [10].

Currently, most of the low-overhead defense mechanisms suitable for embedded devices are based on CFI. CFI monitors the control-critical data, i.e., all the variables that may reside in the program counter register like function return addresses and function pointers [8], [11]. With the integrity of such variables, CFI can ensure that the program follows the original control flow graph. However, CFI is not able to mitigate all the attacks. 2005, S. Chen et al. introduced a new attack form using non-control data [5]. In a non-control data attack, an attacker corrupts configuration, user identity, and other decision-critical data, bending the victim program’s control flow to acquire secret data or promote privilege level. In 2016, Hong Hu et al. improved the non-control data attack into DOP and proved its Turing completeness [6], [12]. Such attacks are different from ROP because they do not break the original control flow, which makes the non-control data attacks undetectable by CFI protections.

Existing defense mechanisms terminate the victim program upon detecting an intrusion to mitigate the attack. However, terminating a program allows potential Denial-of-Service (DoS) attacks. Moreover, mitigating one instance of attack cannot eliminate the latent vulnerabilities in the program. To neutralize a vulnerability, developers need to patch that program. Unfortunately, patching is not straightforward because locating a security bug requires extensive efforts, and the development and deployment of a patch require more [13]. This situation is even worse in the embedded environment because of the massive number of devices and extra requirements coming from a specific scenario [10].

As a result, we need a new defense mechanism that eliminates the vulnerabilities without the need of patching the program. The new mechanism must prevent the happening of memory spatial error instead of preventing the consequence from worsening. This mechanism should detect out-of-bounds memory access, whether contiguous or non-contiguous. Moreover, the new mechanism should make overhead as low as possible, not only on performance but also on memory consumption and other aspects. Furthermore, the mechanism should be deterministic instead of probabilistic because there are usually not enough resources to introduce enough entropy into an embedded environment.

We propose the Saturation Memory Access (SMA) to eliminate memory spatial error vulnerabilities in C/C++ programs. When memory access goes out of bound, SMA corrects the address used by that memory access to the boundary of the object, turning the access into a legal one. SMA is based on the observation that in normal program logic, the allocation and use of the memory space match. Here “match” means that after the initial allocation, the size parameter of the following use should not exceed the initially allocated size. This observation reveals that normal program logic should not utilize out-of-bounds memory access to achieve a certain goal. As a result, our correction of the address does not affect the original program behavior and prevent the occurrence of memory spatial error simultaneously.

To perform the address correction, we need to record the

boundary information of memory objects. Considering the limited memory space, and lack of address translation unit in some simple devices, all the metadata management methods that use a fixed part of the address space are not suitable for the embedded environment. The Fat Pointer schemes extend pointers to structures holding both address and boundary information. Although such schemes do not need to shrink the usable address space, they need to intrusively modify the original source codes and rely on the hardware modifications. Comprehensively considering all the factors, we chose the Tagged Pointer scheme as our metadata management method. The Tagged Pointer scheme stores metadata in the unused bits of a pointer, so it can load the metadata and pointer in one memory operation and bring no pressure on the cache when retrieving the metadata. Moreover, the Tagged Pointer scheme does not require fixed memory space for metadata management, so it incurs fewer memory overheads.

Generally, the address bits used in modern 64-bit systems are the lower 48 bits, so we can record pointer boundaries in the unused high 16 bits. We improved the pointer encoding scheme proposed by Low-Fat pointer [14]. This encoding scheme views a memory object as a combination of multiple small basic memory blocks to reduce internal fragment as much as possible. Our encoding scheme divides the high 8 bits of a pointer into two parts. One represents the size of basic memory blocks, while the other stores the number of those blocks. We also modified the memory allocator to ensure the start points of memory objects meet our special alignment requirement, so we can quickly calculate the base address with the alignment.

We insert the bounds-checking procedure before every memory access operations. In C/C++ programs, the intermediate result of pointer arithmetic may be an out-of-bounds pointer, but the C standard allows the existence of that pointer as long as it is not dereferenced [15]. So, we do not check the validity at pointer calculation and only ensure that all the pointers dereferenced are valid. Tagged pointers cannot be used directly for memory access, so we need to mask off the tag and turn them into normal pointers before memory operations. Some architectures provide hardware support for tagged pointers [16], [17]. For example, ARMv8 allows the MMU to ignore certain bits during address translation [16]. In such architectures, we can omit the masking operation, thus improving the overall performance of the protection mechanism.

We have implemented a prototype of SMA in the LLVM 4.0.1. To evaluate security efficiency, we use the RIPE benchmark, and the results show that our prototype can mitigate nearly all the attacks in RIPE. Our prototype can support most of the SPEC CPU2017 benchmarks out-of-box, showing good compatibility. Furthermore, we also get competitive performance data in SPEC CPU2017 benchmarks.

To summarize, the major contributions of this paper are:

- A novel, fully automated, and compatible design that eliminates memory spatial error without terminating the program based on tagged pointers.

- An improved pointer encoding scheme that stores the metadata of object boundaries in the limited unused bits of pointer addresses. The encoding scheme reduces the internal fragments during memory allocation.
- An analysis of the practicality of tagged pointers in arbitrary C/C++ programs and the possible hardware support.

II. BACKGROUND

There are three critical elements in the detection of memory spatial error: memory objects, pointers, and boundary metadata. Here we define a memory object as a contiguous segment of memory allocated by one memory allocation operation. Memory allocations can be divided into three categories depending on the location of an object, namely allocation on the heap, allocation on the stack, and allocation in the bss or data segment of a binary. The allocation on the heap is the commonest and is handled by dynamic memory allocators like `malloc()`. The allocation on the stack is responsible for function local variables, and sometimes for passing parameters to another function. Stack variables are allocated and reclaimed through the movement of the stack pointer. Finally, the allocation in the binary file allocates memory space for global variables. Global variables are different from objects on the heap or stack because their locations are generated during the compilation. The boundary metadata generates along with the allocation of a memory object, and they share the same lifecycle.

When allocating memory for an object, we must provide a critical parameter, namely the size of that memory object. The object size is closely related to the type of the object. In C/C++, there are aggregate types like structure and class. An aggregate type is a combination of multiple types, including not only basic types but other aggregate types. A memory object of an aggregate type can be further divided into smaller objects according to the component types. Such smaller types are called sub-object. Below is an example demonstrating the relationship between memory object and sub-object.

```
struct{
  int id; //sub-object
  char name[20]; //sub-object
}a; //memory object
```

Pointers are the main targets of bounds checking, and the detection of memory spatial error is essentially the validation of pointers. Pointers may be generated in two ways, taking the address of a variable and through pointer arithmetic. Taking the variable address generates a pointer pointing to a specific memory object, which is called the intended referent of the pointer. The allocation of memory objects can be viewed as allocating a memory object and taking its base address at the same time, so the memory allocation is also a way of taking variable address. Pointer arithmetic generates a new pointer with an existing pointer by applying offset to it. A pointer generated by pointer arithmetic has the same intended referent as the original pointer. Sometimes, a developer may want to

take the address of a sub-object. In that case, the intended referent of that pointer should be narrowed to the sub-object.

Most of the memory spatial error detection tools follow the same basic scheme. Assume the pointer being validating is p , whose intended referent is object O . The object O 's base address is $base$ and O takes up $size$ bytes. If the following condition is met, the pointer p is an out-of-bounds pointer.

$$(p < base) \parallel (p > (base + size - sizeof(*p)))$$

With this judging condition, we can instrument the program, inserting bounds-checking codes before every memory read/write operation. Below is an example of a checking process.

```
if (p < base) || (p > (base + size - sizeof(*p)))
  error();
dest = *p; //or *p = src;
```

When detecting an out-of-bounds memory access, the function `error()` terminates the program and reports the details of the access if demanded. For memory spatial error detection, the indispensable metadata is $base$ and $size$ of the memory object O . The main difference between different detection tools is their implementations of the metadata management approach. Traditionally, there are two types of metadata management, object-based scheme, and pointer-based scheme. Object-based schemes associate the metadata with memory objects and generally omit the boundary information of sub-objects. Instead, pointer-based schemes associate the metadata with pointers, allowing different metadata for different pointers to the same object. The two methods have their pros and cons. We will demonstrate them in detail in the following sections.

A. Object-based Schemes

In object-based schemes, the metadata is associated with memory objects, so an essential step in the bounds-checking procedure is to find the intended referent of a pointer. Some tools view this as a range search. For example, J&K [18] and CRED [19] record all the active memory objects in a splay tree. J&K has an 11-12x performance overhead, and CRED can cut the overhead to around 2x at the cost of only validating character arrays.

Some object-based schemes use shadow memory to manage the metadata to reduce performance overheads. The shadow memory maps every n bytes of the applications memory to m bytes metadata. For example, AddressSanitizer [9] maps 8 bytes of the applications memory to 1 byte of metadata. AddressSanitizer places 128-byte inaccessible red zones around memory objects to mark the object boundaries. The shadow memory records which part of the memory space is accessible or not. Any dereference in the inaccessible red zone invokes an exception that terminates the program. AddressSanitizer can detect an out-of-bounds access when an illegal pointer falls into the red zones. But when a pointer goes beyond the red zone and falls into another object different from its intended referent, AddressSanitizer is unable to detect that illegal access.

BaggyBounds [20] divides the address space into slots of fixed size and combines multiple contiguous slots to form a

memory object. BaggyBounds extends the size of a memory object to the nearest power-of-2, so it can use fewer bits to record the object size in the shadow memory. BaggyBounds also requires all memory objects to align on power-of-2. This requirement ensures that BaggyBounds can quickly calculate the base address through the truncation of the pointer address.

Stackbound [21], [22] uses a size table to record the sizes of memory objects instead of the shadow memory. Stackbound divides the address space into several regions and only stores objects of the same size in the corresponding region. Stackbound locates the memory region according to the high bits of the pointer address and then retrieves the size information with the region index. In this way, Stackbound only needs to maintain a size table with as many entries as the number of regions, which significantly reduces memory consumption.

Another type of object-based scheme extends the size of a memory object and places the metadata next to it. Modern dynamic memory allocators have adopted similar mechanisms. Some implementations of malloc() function store the allocation size at the beginning of the allocated space. SGXBound [23] adopts this scheme and places a pointer which points to the base address at the end of every object. By modifying the system memory allocator, this scheme can transparently reserve the space for metadata.

In object-based schemes, metadata update only happens at the creation and destruction of memory objects, so we can manage the metadata by intercepting malloc() and free(). Generally speaking, object-based schemes have good compatibility because they do not need to modify the encoding of a pointer or the layout of an object. Even if an uninstrumented library modifies a pointer, it does not affect the relationship between its metadata and its intended referent. However, the completeness of object-based schemes is limited because most of the metadata management methods adopted by object-based schemes do not support recording metadata for sub-objects or support it at a high cost [9]. So, it is hard for object-based schemes to detect sub-object overflow.

B. Pointer-based Schemes

Instead of associating metadata with objects, pointer-based schemes correlate the boundary metadata with pointers directly, omitting the pointer-object mapping. This direct correlation allows two different pointers pointing to the same object to have their own metadata, providing the possibility for the detection of sub-object overflow.

The most representative pointer-based scheme is Fat Pointer, which extends a pointer to a structure to hold both address and the boundary information. The basic idea of Fat Pointer is transforming the program during compilation, replacing every pointer in the program with a corresponding fat pointer. A typical fat pointer is as follows.

```
struct {  
    void *ptr;  
    void *base;  
    size_t size;  
} fat_pointer;
```

In Fat Pointer schemes, metadata resides with the pointer, so retrieving boundaries needs no extra memory read in another location. This grants better locality and less pressure on cache compared with disjoint metadata storage. CCured [24], Cyclone [25], and CHERI [26] use fat pointers to manage boundary metadata. However, the size of a pointer is no longer equal to an integer type because a Fat Pointer system replaces a pointer with a larger structure. This feature brings great troubles to compatibility. For example, a pointer parameter cannot be passed through a register in a function call.

In general, the propagation of metadata is an essential problem in pointer-based schemes, especially the propagation across function boundaries. To solve this problem, we can separate metadata and pointer as in PARICheck [27] and SoftBound [28]. SoftBound uses a hash table to organize pointer metadata and adds a structure named shadow stack at function call site for metadata propagation. During a function call, the pointer itself follows the original calling convention. In the meantime, its metadata goes to the subroutine through the shadow stack. With the help of the shadow stack, SoftBound provides better compatibility than traditional Fat Pointer schemes, but it does not completely solve the compatibility issues. If an external function manipulates a pointer and later return it to the codes inside the protection boundary, SoftBound needs to add a wrapper that updates metadata.

Another pointer-based scheme is the Tagged Pointer, which stores metadata in the unused part of the address space without changing the size of pointers. Because a pointer stores the metadata inside itself, the pointer and its metadata can be loaded in one operation, so Tagged Pointer schemes bring zero pressure on cache [29]. Compared with disjoint methods like SoftBound, Tagged Pointer schemes do not need to change the calling convention or add an extra procedure for metadata propagation, because the metadata and pointer itself are compacted together.

Deltapointer [30] is an example of Tagged Pointer schemes. Deltapointer shrinks the application address space to 32 bits, and uses high 31 bits of the address to record the opposite number of the distance between the pointer and object bound. The most significant bit is reserved for overflow. During pointer arithmetic, Deltapointer repeats the operation on the 31-bit tag, which will be masked off before the pointer dereference. If the previous calculation results in an out-of-bounds pointer, the most significant bit of overflow will be set, and the masked pointer is invalid. MMU will detect this error and generate an exception that terminates the program. Deltapointer achieves 35% average overhead in SPEC CPU2006 benchmark, but it can only detect overflows and ignores underflows.

Low-Fat [14] Pointer is another Tagged Pointer scheme. It encodes the boundary information in a fashion like the floating number. Low-Fat Pointer uses 18 bits and divides the bits into three parts, which represent exponent, base, and bound, respectively. Instead of having one large block, Low-Fat Pointer views a memory object as a collection of several

small blocks. The size of those small basic blocks is 2^B , and B is the number stored in the exponent field. Allocations in Low-Fat Pointer also need to be rounded up in some situations, but it provides more precision than rounding up to the nearest power-of-2 approach like in BaggyBounds.

Pointer-based systems can maintain different metadata for different pointers pointing to the same object, which grants the possibility for detecting sub-object overflow. As a result, pointer-based systems achieve finer granularity than object-based schemes. In pointer-based schemes, the metadata is directly connected with the pointer, so it is easier to support temporary out-of-bounds pointers in the C standard because out-of-bounds pointers inherit the original metadata. In contrast, object-based schemes usually need to take special care for such pointers. For example, BaggyBounds and CRED introduce special objects named OOB object to correlate an out-of-bounds pointer with its intended referent. However, the advantages do not come for free. Because of the tight coupling of metadata and pointers, any operations on a pointer may affect the metadata, so pointer-based schemes have to pay more attention to the metadata propagation. Furthermore, pointer-based schemes usually involve modification of the pointer encoding, which brings troubles to the compatibility with uninstrumented libraries. Compatibility is the biggest obstacle to the wide application of pointer-based schemes.

C. Rethinking Capability

In the early stage of computer development, researchers proposed capability-based addressing for memory management. In 1974, R.S. Fabry [31] proposed a memory addressing model based on capabilities. Fabry used the capability as the absolute address of an object to separate processes and avoid the overhead brought by the switch of segment tables, thus reducing the overhead of sharing data between programs. In 1994, Carter et al. proposed the Guarded Pointer [32] based on capability. Guarded Pointer uses 64-bit tagged pointer as a capability to implement capability-based memory addressing. All the processes share a 54-bit virtual address space, and the top 10 bits of a pointer is used to record the privilege of a process. Guarded Pointer also adds an extra bit to record whether the 64-bit data is a capability. Because all the processes share the same virtual address space, Guarded Pointer avoids the switch of segment tables and page tables when sharing data between programs.

Fabry's capability-based addressing and Guarded Pointer are designed to support the isolation and cooperation of programs in a multi-task system. Nowadays, the main problem in memory safety is no longer the isolation of programs, but protecting programs from memory errors, either spatial (e.g., buffer overflow) or temporal (e.g., use-after-free). As a result, modern capability has a new meaning. The concept of capability used in CHERI [26] and other modern capability-based protection tools focus on the isolation of memory objects according to program semantics, which is also the main target of all the memory spatial error defense mechanisms. From this perspective, our work can also be viewed as a simple capability

model that omits the privilege control and focus only on the validity of pointers.

III. SATURATION MEMORY ACCESS

Existing defense mechanisms throw an exception and terminate the program upon detecting the access of illegal memory area. The exception may be generated by software, or come from hardware as in Deltapointer. However, as we stated before, terminating the program can only stop a single attack while the exploitable vulnerabilities remain in the program. If we aim to neutralize the vulnerabilities, modification to the program is inevitable. Generally, the modification is accomplished by patches, resulting in a loop of locating vulnerability - developing patch - updating program.

In most cases, a patch can neutralize a vulnerability in the program with little or no loss of functionality and performance. However, patching has an inherent drawback, the pre-patch window of vulnerability [13], [33], i.e., the time window between the discovery of a vulnerability and the release of a fix patch. This time window is inherent to patching, because a fix patch needs to be written by hand, and it requires great efforts of developers to ensure its correctness. To make the development of patches easier, researchers have proposed several techniques to help generate patches automatically [13]. Unfortunately, none of such techniques are applied widely.

Moreover, the pre-patch window may be very long, and it is hard to decrease because of the complexity of patch development. As a result, manufacturers need to keep vulnerabilities secret as long as possible, i.e., security-through-obscure. However, according to a recent report by Microsoft [33], nearly all of the known attacks are zero-day attacks. This fact proves that attackers are fully capable of getting the knowledge of vulnerabilities and threaten the security of computer systems during the pre-patch window.

To solve the inherent problems of patching, we propose Saturation Memory Access, which eliminates the out-of-bounds memory access in programs. We aim to ensure that whether or not there are potential memory spatial vulnerabilities in a program's source code, the program transforms any out-of-bounds access into legal access when hardened with SMA. Currently, our prototype does not handle sub-object overflows because the protection for sub-objects requires intrusive modification, and we do not apply such modification for the sake of compatibility.

A. Threat Model

In our threat model, we assume that the processor hardware can be trusted, and no hardware vulnerability is introduced during the fabrication. The attacker can use the interface offered by the victim program to create memory spatial errors and get the ability of arbitrary memory access. However, he cannot directly overwrite a register. The temporal errors, e.g., use-after-free vulnerabilities, and side-channel attacks, are not considered in this paper. Our goal is to detect the exploitation of arbitrary memory spatial errors, and correct the address used by that memory access to a legal one,

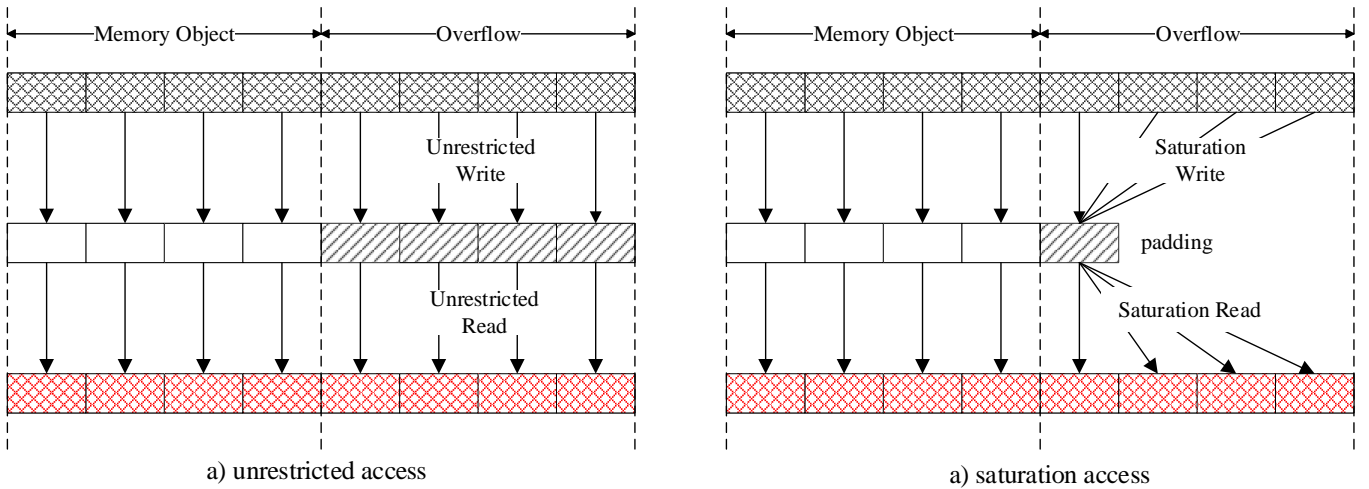


Fig. 1. Saturation Memory Access

thus assuring the integrity and confidentiality of the program without terminating it.

B. Concept of Saturation Access

SMA is based on the critical observation that in normal program logic, the size of memory allocation matches the size of following memory use. In general, the memory use of programs follows the following pattern.

- 1) Allocate a memory block, assuming the lower and upper bound are base and bound, respectively.
- 2) Write w_size data into the memory block starting from w_addr , or read r_size data from the memory block starting from r_addr .
- 3) Free the allocated memory block at the end of the objects lifetime.

In the normal program logic, the following conditions must be met.

$$base \leq w_addr \leq bound - w_size$$

$$base \leq r_addr \leq bound - r_size$$

It should be noted that, apart from these conditions, there are more restrictions for legal memory access, e.g., a memory write operation should happen before a read. Violating those restrictions leads to other memory misuses, which are not our main target. In this paper, we focus on the restrictions directly associated with memory spatial safety. We believe that programmers do not rely on out-of-bounds memory accesses to implement the main body of a program, and the tricks using out-of-bounds accesses can be replaced with in-bounds operations.

As a result, we can safely transform an out-of-bounds memory operation into an in-bounds operation without harming the original program semantics, as shown in Fig 1. In this way, the out-of-bounds accesses that may damage the integrity and confidentiality of a program are turned into unarmful memory accesses. Although the attackers malicious input may

not produce a sensible result, it can be handled by the built-in error-handling procedure and does not lead to a safety breach such as control flow hijack or data leakage.

In SMA, if a program goes beyond an objects boundary, then our tool changes the address used by this access to the boundary of the object. For an overflow, the address is changed to $bound - sizeof(access_width)$; for an underflow, the address is changed to base. In this way, we turn the attacks into functional bugs, thus eliminating exploitations of memory spatial error. In digital signal processing, there is a different form of arithmetic named saturation arithmetic. Instead of wrapping around the values exceeding the maximum value to the minimum value and vice versa, the saturation arithmetic sets overflowed values to the maximum and underflowed values to the minimum. Our memory access policy is much like the saturation arithmetic, so we call our access pattern as Saturation Memory Access.

C. Pointer Encoding

Similar to other memory spatial safety tools, SMA needs to record the boundary information of memory objects. We adopted the tagged pointer scheme for metadata management. We chose the tagged pointer scheme for the following reasons. Firstly, tagged pointers embed the metadata inside pointers, avoiding the extra memory access to retrieve boundary information. Secondly, the tagged pointer scheme does not require dedicated memory space for metadata storage, so it is suitable for embedded devices with memory limitations. Thirdly, the metadata is correlated with a pointer directly, which, as stated before, helps to solve the sub-object overflow problem.

We improve the existing encoding schemes to a new pointer encoding format, which we call as MinFat Pointer. MinFat Pointer uses the high 16 bits of a pointer to store object metadata. Because the object size may be far larger than what can be represented with 16 bits, let alone the base and bound information required by bounds checking, so we propose two encoding formats for MinFat Pointer to compress the metadata.

1) *Buddy Encoding*: Buddy encoding comes from the buddy system method of dynamic memory allocation algorithm, which expands the size of an allocation to its nearest power-of-2. We require every memory object to be enlarged to the nearest power-of-2 during allocation, and all allocated memory should be aligned on their enlarged size. In this way, we can only record power value B in the pointer and then the object size will be 2^B bytes. And because of the alignment requirement, the base address of an object can be easily obtained by setting the low B bits of a pointer to 0. We use the highest 6 bits of a pointer to store B in the buddy encoding.

The main drawback of buddy encoding is the massive internal memory fragments, which is extremely wasteful when the size of an object slightly exceeds a power-of-2. If a memory object has a size of $2^n + 1$ bytes, then the buddy encoding system will allocate 2^{n+1} bytes for it. In the worst case, there is around 50% of internal fragments.

2) *Floating Encoding*: To solve the fragment problem of buddy encoding, we further proposed another encoding approach with fewer internal fragments, i.e., the floating encoding. The floating encoding approach treats a memory objects space as a combination of several contiguous small memory blocks. For example, with buddy encoding, we need to allocate 64 bytes for an object of 33 bytes. However, if we allocate 17 contiguous blocks of 2 bytes, the object takes up only 34 bytes, thus significantly reducing the internal fragments.

The floating encoding approach mainly comes from the encoding format of Aries [34], which is much like the format of IEEE floating numbers. Original Aries uses three fields, block size exponent, length, and finger to store object boundaries in 16 bits. It is an elegant encoding. However, we want to further compress the metadata for the following reasons. First, we want to reserve several bits for future extension and make the pointer arithmetic affect the tag as little as possible. Second, to utilize the Address Tagging feature in ARM architecture which ignores the highest 8 bits of an address, the tag should be restricted in 8 bits. Third, fewer bits make the scheme more possible to be deployed on embedded devices.

Considering the Address Tagging only ignores 8 bits, we remove a field in Aries to reduce the necessary bits for metadata encoding. As shown in Fig 2, the floating encoding scheme uses two fields to store the size of an object, the block size exponent (B), and length (L), respectively. The actual allocated size of an object is $L \times 2^B$ bytes. To get the objects base address, we require all the memory objects allocated with an alignment of $2^{B+|L|}$, so we can get the base address by setting the lowest $B + |L|$ bits to 0.

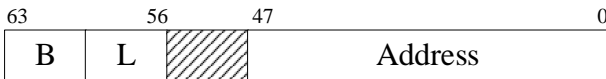


Fig. 2. Floating Encoding

The size of B and L fields decides the precision and the maximum representable size of the floating encoding. Given the number of bits used by B and L, the maximum object size represented by the floating encoding is $(2^{|L|} - 1) \times 2^{2^{|B|}-1}$. Increasing the bits of field B allows bigger memory blocks and effectively increases the maximum representable size. Meanwhile, increasing the bits of L allows using more smaller blocks to form a given size, which significantly improves the precision.

D. Metadata Generation and Propagation

In C/C++, a pointer is generated by memory allocation or derived from an existing pointer. As for the former, we can generate its tag at the allocation time; for the latter, we must ensure that the metadata correctly propagates from the original pointer to the new pointer.

The memory objects in C/C++ can be divided into three categories: stack objects, heap objects, and global variables. Stack objects are the local variables created during function execution, and taking the address of a stack object generates a stack object pointer. Heap objects come from dynamic memory allocators such as malloc(), and programs get a heap object pointer by calling dynamic memory allocating functions. Global variables are different from stack objects and heap objects. The allocations of global variables happen during the compilation. Compilers are responsible for allocating memory space for every global variable, then the corresponding address is written into the program and used as pointers during the program execution.

In conclusion, stack objects and heap objects are dynamically generated during execution, while global variables are generated statically during compilation. As a result, we should add extra codes to the program to tag pointers pointing to stack and heap objects. As for global variables, they need special care. We handle global variables by adding a shadow global variable for each global variable, which holds the tagged address of the corresponding global variable. We will discuss global variables in detail in V-A1.

Through pointer arithmetic and pointer cast, new pointers can derive from existing pointers. New pointers should inherit the metadata from the original pointers because legal pointer operations should be restricted inside the same object; thus, the derived pointer and its origin share the same intended referent. It should be noted that the address-of operator (&) should be included in pointer arithmetic. For example, $\&p[n]$ equals to $p+n$, and $\&(p->val)$ equals to $p+\text{offset}$, where the sub-field val is offset-byte from the beginning of the object.

E. Classification of Out-of-bounds Access

As we stated in III-B, the usage of memory in normal program logic follows a common pattern. According to the intention of the developer, we can classify the out-of-bounds access into two categories: intentional access and unintentional access. If the developer deliberately writes codes to do out-of-bounds access, then we call such access intentional access. In contrast, if the developer carelessly leaves in the program the

codes that may potentially access out-of-bounds memory area, then we call such access unintentional access. When applying SMA to a program, all the out-of-bounds access in the program is eliminated. The absence of unintentional access does not interfere with the original program behavior and eliminates the potential attack interface, and this is the foundation of our research. As for intentional out-of-bounds access, we believe the developer should not rely on such an access pattern unless he intends to build a backdoor or other malicious software. As a result, the absence of intentional out-of-bounds access is inessential for most programs. In the new age of computer architecture, there should be enforced limits on user program behavior [35]. And we believe that the forbidden of intentional out-of-bounds access is one of such limits.

IV. POINTER TAGGING

Tagged pointer schemes have various advantages in managing metadata. The tagged pointer effectively correlates metadata with pointers, making the metadata query introduces almost no overhead. Also, it does not need to arrange dedicated memory space or memory operations for metadata management. However, the advantages do not come for free. The tagged pointer changes the expression of pointers, which brings various challenges to compatibility and performance. It should be noted that these challenges are shared by all the tools that use the tagged pointer scheme for metadata management, and all such tools need to find solutions for the challenges.

In this section, we will discuss the common challenges faced by tagged pointer schemes and how we solve them in SMA. Apart from the tags making addresses invalid, the common challenges can be concluded in 4 aspects. (1) Pointers may be used as integers, either by the program itself or by the compiler optimization. (2) Uninstrumented libraries are unaware of the change of pointer expression and may generate pointers without tags. (3) Attackers may corrupt the tag with arithmetic operations to manipulate the pointer metadata. (4) Microarchitecture features may affect the performance of a tagged pointer system.

A. Pointers as Integers

The C standard defines the compare operation and subtraction operation for pointers, requiring that the result is meaningful only when the two pointers point to the same object. In the real scenes, C programs usually make more assumptions to use pointers as integers, but the C standard [36] does not guarantee those assumptions.

For the sake of the compatibility, tagged pointer systems need special care for pointer operations, i.e., removing the tag of a pointer before specific operations. If the tags remain in the pointers, certain operations generate unexpected results, possibly making the control flow deviate from the normal flow, and in the end, make the program crash or generate wrong outputs. Such errors are common in the systems where the tag of a pointer changes along with the pointer address. If all the pointers pointing to the same memory object share the same tag, then some of the pointer operations do not produce a

wrong output, e.g., calculating the distance between two sub-objects with pointer subtraction.

1) *Pointer Comparison*: In the C standard, the pointer comparison produces a reasonable result only when the two pointers point to the same object, or they are from the same aggregate object. In real scenes, programs usually use pointers as integers and assume that pointers have total order, e.g., the sort of pointers. But if tags embed in pointers, this assumption is not established, especially when the tags change along with the address calculation. In SMA, the tag does not change after the creation of a memory object, which means that all the pointers pointing to the same object share the same tag, so the pointer comparison needs no special care.

2) *Bitwise Operation*: Generally, the operands of bitwise operations are not pointers. But some non-conforming programs use bitwise operations on pointers to detect or enforce alignment properties. Such operations should not affect the tags in the pointer, because they often manipulate the low bits of a pointer. More carefully, we can track the pointer operand of a bitwise operation with the use-def chain in LLVM [37]. If the result is used as a pointer later in the execution, then the tag should be preserved, or else, the tag should be removed from the result. Programs may also first use a pointer as an integer, then apply a bitwise operation on it. We can also track such cases with the use-def chain.

3) *Pointer Arithmetic*: Normally, arithmetic operations apart from the addition and subtraction do not produce reasonable results on pointers. However, compilers may transform expressions involving pointers in ways that sometimes produce unexpected pointer operations. For example, compilers may transform $(b-a) \times 2$ into $b \times 2 + (-a) \times 2$ during optimization. We can track the usage of operations result with the use-def chain, and decide whether or not to remove the tag.

4) *Tags Defined by User*: Some programs define their pointer tags, either by union types or by bitwise operations. These tags contradict with the tags introduced by tagged pointer systems, and the contradiction cannot be solved without knowledge of the programmers intention. A possible solution is to reserve several bits for user-defined behaviors. For example, SMA only uses the highest 8 bits of the address space, leaving 8 bits of unused bits for programmers to use freely.

B. Coverage

Theoretically, a defense system based on tagged pointers should tag every pointer in the program to ensure the completeness of the protection. However, it is hard to ensure complete coverage because the uninstrumented libraries cannot handle tagged pointers and produce pointers without a tag. Also, sometimes, we want to improve the performance by omitting the tags of pointers known to be safe.

As a result, a robust protection system should consider how to handle the pointers without a tag. We could add extra branches to judge whether there is a tag embedded in the pointer by comparing tag bits with 0. Unfortunately,

introducing extra branches affects the speed of bounds checking significantly. According to our experiments, introducing branch instructions in the bounds checking brings about 9% performance overhead on average. As a result, we need a unified approach to handle tagged pointers and tagless pointers at the same time. In SMA, we store the complement value of the original tag in the high bits of a pointer. During the bounds checking procedure, the tags should be inverted first. For a tagless pointer, we get a tag with all 1s after the inversion, which represents a large memory object size, whether using buddy encoding or floating encoding. In this way, SMA treats tagged pointers and tagless pointers alike and avoids the low-performance branches.

Uninstrumented library is an inherent problem for every system based on the tagged pointer. Uninstrumented functions do not know the existence of the metadata tag and cause unexpected results by using the tagged pointer. Those functions may directly use tagged pointers for memory access, compare a tagged pointer with a tagless pointer, or use a tagged pointer as an integer. Because of the unpredictable behaviors in the uninstrumented libraries, a protection system cannot ensure the integrity of metadata tags. The problem brought by uninstrumented libraries is, in fact, a problem of protection boundary. A memory protection system always has a boundary, and the codes within that boundary can be protected, while the codes outside of the boundary cannot. If we do not recompile the external libraries, then the protection boundary falls between the codes seen by the compiler and codes in the library. However, even if we instrument all of the libraries, we only push the protection boundary from library calls to system calls.

SMA sets the boundary on uninstrumented library functions. When a pointer is passed into uninstrumented functions, it leaves the protection field of SMA. Defining the protection boundary requires a series of rules to guide the removal of tags and re-addition of tags. The rules for tag removal are required universally, while the re-addition rules depend on the security policy of a system.

C. Metadata Corruption

Protection systems based on the tagged pointer should carefully distinguish pointers from integers, not only to ensure program output is correct but also to protect metadata from being overwritten maliciously. Take the following scenario for an example: a program accesses the data at $ptr+0x4$, then attacker overwrites the offset and changes it to $0x4000000000000000$. If the address calculation uses maliciously overwritten offset, the metadata tag in the result pointer is corrupted, causing the following bounds checking process to make a wrong judgment.

To avoid such metadata corruptions, we can instrument every arithmetic operation with pointer operands, and remove the metadata tag before the operation happens. Considering that pointers may be used as integers, there can be numerous such arithmetic operations, and they are hard to be distinguished from normal integer operations. Furthermore, instrumenting all of such operations brings significant performance overhead.

Another method is adding hardware support. For example, the Low-Fat pointer [14] uses dedicated instructions for pointer arithmetic. The processor checks the validity of a pointer during the execution of a pointer arithmetic instruction, and mark the pointer as invalid using hardware types when the pointer goes beyond object boundaries after the calculation.

In our prototype, we solve this problem with a pure software method. When a memory object is allocated, SMA generates a new pointer *baseptr* with metadata at the same time. The new pointer *baseptr* is not used in the original program execution. It always points to the starting point of the memory object and only used in the bounds-checking process. Furthermore, the *baseptr* only exists in the register, unless it is swapped out by the compiler due to the lack of registers. In that case, we think that the swapping codes can be trusted because they are generated by the compiler. During the checking, SMA retrieves the base address and metadata tag from *baseptr*. Because the *baseptr* is transparent to the interface provided by the original program, and that attackers cannot directly manipulate the value of a specific register in our threat model, so the attacker cannot overwrite the *baseptr*. In this way, we prevent the metadata from being corrupted.

The *baseptr* is generated according to the following rules.

- For the pointer to a global variable, load from the global variables corresponding shadow global variable.

$$ptr = \&GlobalVariable$$

$$baseptr = LOAD(tagged_GlobalVariable)$$

- For the pointer derived from pointer arithmetic, its *baseptr* is the same as the original pointer.

$$ptr = ptr_ori + offset$$

$$baseptr = BASE(ptr_ori)$$

- For the pointer derived from a type-cast, its *baseptr* is the same as the original pointer.

$$ptr = (type*)ptr_ori$$

$$baseptr = BASE(ptr_ori)$$

- For a phi node, the *baseptr* is one of the incoming values of the phi node.

$$ptr = \Phi(q_1, q_2, \dots, q_n)$$

$$baseptr = \Phi(base_1, base_2, \dots, base_n)$$

- For a pointer generated by memory allocation, calculate the tag based on the allocation size and put it at the high bits of the pointer to get *baseptr*.

$$ptr = malloc(size)$$

$$baseptr = tag(size) | ptr$$

When a pointer is used as a function parameter, the corresponding *baseptr* should be propagated into the called function at the same time. For the sake of compatibility, we do not change the calling convention. Instead, we recalculate the *baseptr* based on the parameter after the program enters the

function. To ensure the validity of the metadata tag during the propagation, we must insert a check before entering the function. If the passed pointer parameter is within the object boundary before entering the function, we can still get an accurate *baseptr* with the parameter.

D. Hardware Support

Most of the codes added by a tagged pointer system are simple arithmetic operations, like bitwise operation, addition, and subtraction. Although these instructions execute rather quickly in a modern processor, these extra instructions still bring pressure to the overall performance. Some architectures add MMU-based features to support the masking of tagged pointers. For example, the Address Tagging in the ARMv8 architecture allows the processor to ignore the highest 8 bits during address translation [16], and the SPARC-M7 architecture of Oracle can support up to 32 bits of the tag [17]. These hardware features eliminate the need for masking in the program and provide significant convenience for tagged pointer systems.

Apart from the address translation, the architecture can also add support for metadata safety, e.g., Low-Fat Pointer [14] introduces hardware types and dedicated pointer operation instructions. Some more intrusive schemes even modify the whole processor to support the metadata management and the security policy. For example, CHERI [26] adds dedicated registers for capability. This kind of support is generally designed for a specific protection system and binds with particular security policies. So, such support has a narrower range of applications compared with MMU-based support for masking.

V. IMPLEMENTATION

We implement the SMA prototype on x86-64 and ARMv8 architecture. The prototype is based on LLVM 4.0.1 and consists of two parts, LLVM C++ pass, and runtime helper functions. The project will be made open-source upon acceptance.

To make the compiler as easy to use as possible, we implement our prototype as an LLVM sanitizer. The programmer only needs to add an extra flag to the original compiling procedure, and the SMA pass will be enabled and harden the program. The resulting binary can be executed as-is with no extra processing. The hardened program can automatically correct the address of memory access upon detecting out-of-bounds access, thus ensuring the memory accesses are always within legal boundaries and eliminating memory spatial vulnerabilities at object granularity.

A. Instrumentation

SMA instruments the program at the LLVM IR level to generate and propagate boundary metadata and corrects memory access addresses based on the metadata. The instrumentation of SMA can be divided into the following parts: adding shadow global variables, finding all the instructions to be checked, metadata generation, inserting codes for checking

and correcting, the extra process of tags on the protection boundary.

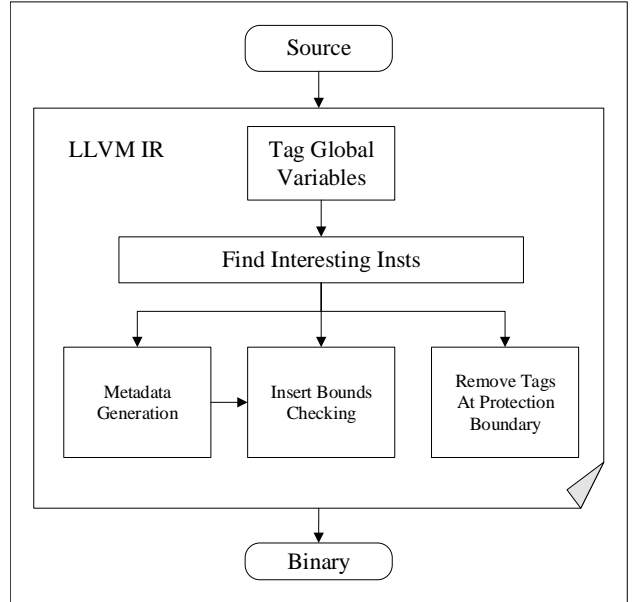


Fig. 3. Instrumentation

1) *Global Variables*: As we mentioned in III-D, the allocation of a global variable happens during the compilation, and the pointer address is adding a constructor at the startup of the program. This constructor generates a tagged pointer for every global variable and stores it in the shadow global variable. The original codes cannot see the shadow global variables. When SMA checks the validity of a global variable pointer, the corresponding shadow variable is loaded as the *baseptr* for that pointer.

2) *Bounds Checking*: To check the bounds for a pointer, we need to find the places to insert the checking codes during the compilation. Also, we need to find which objects the pointers to be checked correlate with, then generate and propagate the metadata to the checking points.

Generally, there are two ways of inserting bounds checking: checking when a pointer is changed, or checking when a pointer is dereferenced. The former monitors the pointer arithmetic and some of the integer arithmetic considering the pointer-as-integer cases, while the latter mainly monitors load and store instructions. Moreover, considering that the protection boundary of a protection system often lies on the call of functions, both of the insertion choices should pay special attention to functions with pointer parameters.

SMA adopts the latter policy, i.e., checking before the pointer dereference. In the C standard, a pointer is allowed to exceed its legal boundary on condition that the pointer is not dereferenced. So, if we check pointer validity at pointer arithmetic, then we should not correct the address at once to tolerate temporary out-of-bound pointers. Instead, we should wait until the dereference actually happens, and this makes the checking process the same as the checking-before-dereference

method. Considering the numerous cases of pointer-as-integer, we think it is more concise to monitor load and store instructions.

As stated before, we use volatile *baseptr* to prevent the metadata corruption, which is generated and propagated according to the rules in IV-C. SMA first finds all the places to insert bounds checking codes, i.e., the load and store instructions. Then, SMA tracks the origin of the pointer used for memory access recursively according to the generating rules of *baseptr*. This recursive process correlates the pointers being checked with the metadata of their intended referents, ensuring the correct propagation of metadata.

With the *baseptr*, the checking process is direct and straightforward. We can get the base and bound of the memory object with simple bitwise operations and additions after retrieving the tag with a fixed mask. Then, we only need to compare the pointer itself with base and bound to judge whether the pointer exceeds the object boundary. In conventional out-of-bound access detection systems, an exception is thrown upon detecting the dereference of an out-of-bound pointer. However, SMA needs to correct the address instead of simply throwing an exception. When an underflow happens, SMA changes the address to the base address of the object, and when an overflow happens, SMA changes the address to the bound address subtracting the access size. Moreover, we found that branch instructions should be avoided. According to the experiments, using branch instructions instead of *cmov* instructions can bring 9% more performance overhead.

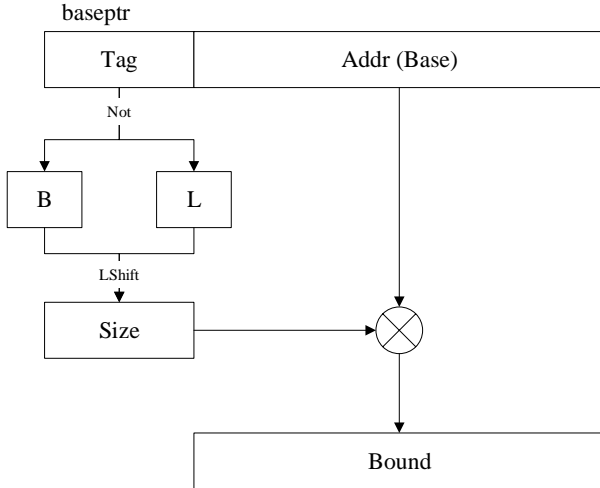


Fig. 4. Floating Encoding Checking

3) *Function Calls*: Similar to all the systems based on the tagged pointer, SMA has a protection boundary to decide when the tags on pointers should be removed. SMA places the boundary between the codes seen by the compiler and the codes in uninstrumented libraries, which means that SMA removes the tag when a pointer is passed to uninstrumented libraries.

Apart from uninstrumented libraries, there are some other functions that need special care. In some functions, a pointer

parameter is passed by value instead of passed by reference. Passing a parameter by value means that when entering the function, the parameter is duplicated. As a result, we need to remove the tag of such parameters, or the tag can lead to memory access with an invalid pointer. We found such cases in *x264* and *imgick* benchmarks of SPEC CPU2017.

B. Address Tagging

The Address Tagging feature in ARMv8 architecture allows MMU to ignore the highest 8 bits of an address during translation. This feature can effectively support a tagged pointer protection system by allowing the compiler to omit many instructions for tag removal. In SMA, we can utilize this feature and preserve tags for load/store instructions, and function parameters passed by value. However, because this feature relies on the translation procedure, the use of tagged pointers beyond memory access may still bring problems; for example, the comparison between pointers still needs tag removal. Experiments show that Address Tagging can cut around 10% performance overhead.

VI. EVALUATION

We evaluate SMA on performance and security efficiency in this section. We use SPEC CPU2017 benchmarks to evaluate performance and RIPE benchmarks for security efficiency. We performed the ARM platform experiments on a 3.0GHz 16-core ARMv8 CPU with 32GB DRAM, and the x86 platform experiments on a 1.70GHz 16-core Intel Xeon E5-2609 CPU with 32GB DRAM.

A. Security

We use the RIPE [38] benchmark for security evaluation. RIPE is an extension of Wilanders and Kamkars testbed and aims to provide a standard way of testing the coverage of a defense mechanism against memory spatial errors. The RIPE testbed has 5 dimensions: location, target code pointer, overflow technique, attack code, and function abused. It covers 850 attack forms, and if attacks with different payloads are viewed as different attack forms, RIPE can generate over 2000 attack forms.

We compare the security efficiency of original Clang, Stackbound, and SMA on the x86-64 platform because Stackbound cannot run on the ARM platform. There are 1334 attack forms judged possible by the RIPE, and each of the possible attacks was tried for 3 times. The results of the attack experiment are listed in Table I.

TABLE I
RIPE RESULTS

	Success	Partly	Fail	Fail%
Clang	1289	13	32	2.40%
Stackbound	113	4	1217	91.23%
SMA	65	0	1269	95.13%

Partly means some of the tries succeeded while the others failed. ASLR is turned off on the testing platform.

From the results, we can find that SMA is able to prevent nearly all of the attacks that start with a memory spatial error, and there is no partly successful attack. Further investigation of the results shows that the successful attacks breach the protection through sub-object overflows. For now, the prototype does not support saturation access on sub-objects, but it still mitigates most of the memory spatial errors. So, we can conclude that SMA is an effective protection against the memory spatial error.

B. Performance

We use the C and C++ programs in SPEC CPU2017 for performance evaluation. SPEC is a widely used benchmark suite, which contains various complex real-world programs, including video encoding and decoding, simulation, and artificial intelligence. Compared with the previous version, SPEC CPU2017 adds a new evaluation dimension: throughput. SPEC CPU2017 divides the benchmarks into two sets, the rate set for throughput and the speed set for execution time. In the performance evaluation, we focus on the execution time, so we chose 12 pure C/C++ programs for evaluation. Among the 12 programs, 600.perlbench_s, 602.gcc_s, 623.xalanbmk_s, 641.leela_s cannot produce correct outputs. Several similar bounds-checking tools reported problems alike. 600.perlbench_s and 602.gcc_s cannot execute correctly without modifications to the source code. As reported by SGXBounds, gcc has unions of pointer-ints and manipulates high bits of the pointer. For 623.xalanbmk_s and 641.leela_s, they encounter issues in the uninstrumented library codes by comparing tagged pointers with tagless pointers.

Table VI-B shows the SPEC CPU2017 results on the ARM platform. In the table, “buddy” and “floating” represent the buddy encoding and floating encoding respectively, “no_mask” means omitting the removal of pointer tags with Address Tagging, and “only_upper” means omitting the underflow checks and only detecting overflows. The underflow is relatively rare compared to the overflow, so we can only focus on the overflow to improve the overall performance.

From the results, we can find that the floating encoding incurs 6-10 percent more overhead than the buddy encoding because the floating encoding needs to insert more instructions to encode and decode pointer tags. Also, we can find that, if we only detect the overflow, we can cut off about 20% overhead in each case, which indicates that the performance overhead mainly comes from the checking process. As for the masking, the results show that the removal of pointer tags makes up 11-16% of the total overhead, so the Address Tagging feature is effective in improving the overall performance.

As stated before, we found that the branch instructions would slow the checking process, and we did further research on this subject. As shown in Fig 5, the branch instructions incur about 9% more execution time. Moreover, the benchmarks in which branch instructions incur the most overheads are also the ones the Address Tagging can benefit most. In Fig 6, we can observe that x264_s, deepsjeng_s, and imagick_s benefit most from the Address Tagging feature, and they also suffer

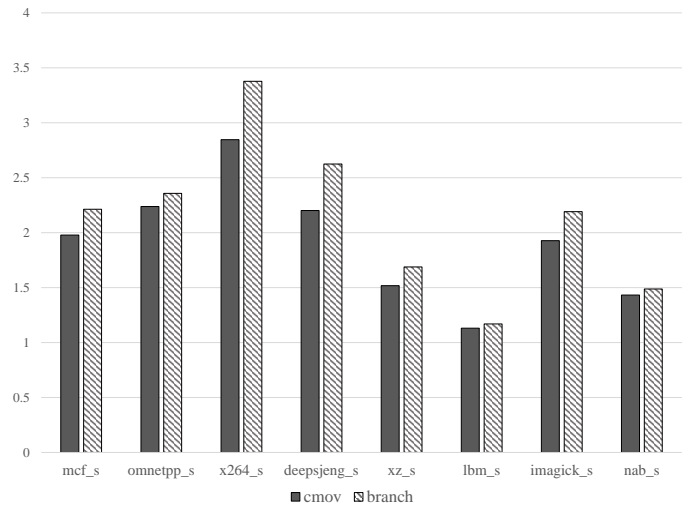


Fig. 5. Normalized Execution Time of cmov/branch

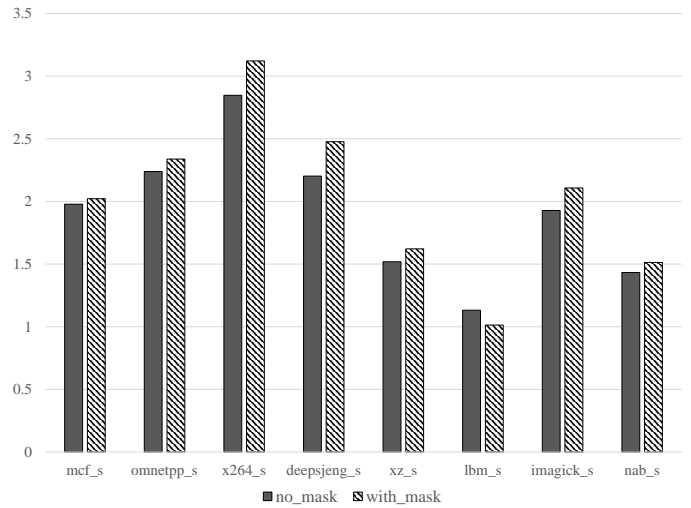


Fig. 6. Normalized Execution Time with/without Masking

most from the branch instructions. This correlation originates from the fact that SMA inserts the checking process before the dereference of pointers, so the number of checking process is the same as the number of the tag removal process.

It should be noted that, in Fig 6, lbm_s executes faster with the tag removal process. The execution time of lbm_s varied considerably in different runs, and we still got this result after averaging the data from 3 runs. We consider lbm_s as a singular case and kept the data as-is.

We further explored the components of the overheads. The overheads of SMA consist of three main parts, checking, masking, and metadata management. With the help of the Address Tagging feature, we could remove the masking process without interfering with the program execution. The total overhead is defined as the overhead when the masking and checking are both enabled. We disabled the masking and checking process respectively and measured the execution time

TABLE II
SPEC CPU2017 RESULTS ON ARM

Benchmarks	original	buddy no_mask	buddy no_mask only_upper	buddy with_mask	buddy with_mask only_upper	floating no_mask	floating no_mask only_upper	floating with_mask	floating with_mask only_upper
mcf_s	1701	3365	3167	3439	3279	3938	3515	4343	3701
omnetpp_s	1011	2263	2095	2364	2119	2456	2171	2455	2268
x264_s	744	2118	1695	2322	1899	2111	1693	2325	1907
deepsjeng_s	634	1396	1218	1570	1334	1364	1132	1467	1286
xz_s	4304	6534	5977	6977	6457	6679	6009	7151	6444
lbm_s	3217	3641	3359	3260	3226	3620	3163	3789	3814
imagick_s	14492	27934	23133	30541	25482	27908	23097	30562	25445
nab_s	6046	8663	7977	9148	8353	8976	8338	9510	8639
Avg. Ratio	100%	184%	164%	193%	173%	190%	165%	203%	181%

to get the percentage of each overhead component. As shown in the Fig 7, the checking process makes up most of the overheads in both encoding schemes. In the floating encoding, the checking process incurs more overheads than that in the buddy encoding because the floating encoding needs more instructions to decode tags. Moreover, adding instructions to a program brings extra pressure to the execution pipeline, and may affect the branch prediction or other microarchitecture level behaviors. We classify such overheads to the “others” category in Fig 7. The details of this part of overheads require in-depth experiments, and we leave them for future work.

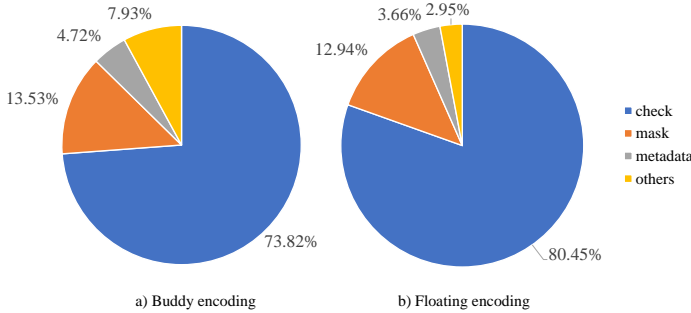


Fig. 7. Components of the Overheads

VII. DISCUSSION

A. Bounds Narrowing

The prototype does not detect sub-object overflow for now out of compatibility consideration. Because SMA correlates metadata with pointers instead of objects, it is easy for SMA to do bounds narrowing and store sub-object metadata in a pointer. However, maintaining metadata for every sub-object often introduces intrusive modifications to program source codes, e.g., the memory layout of a structure may have to be changed to fulfill the alignment requirements, which may seriously harm the compatibility of the program.

B. Protection Boundary

Currently, we place the protection boundary between the codes seen by the compiler and the codes of uninstrumented libraries. As stated before, we can push this boundary to the

system calls if we recompile the library codes. To further expand the protection boundary, we need to modify system ABIs and kernel codes. CHERI has accomplished part of that modification and has made system ABIs aware of the CHERI capability [39]. In SMA, the size of the pointers does not change, so such modification would be less intrusive when expanding the protection boundary to OS kernel, or even BIOS.

C. Efficient Allocation Algorithm

The floating encoding of tagged pointers helps reduce internal fragments. However, this is based on an efficient memory allocation algorithm. The allocation algorithm should be carefully designed to efficiently find a memory block which meets both the alignment and size requirement. The design of an efficient allocation algorithm needs in-depth researches, which is an important issue of future work.

D. Hardware Support

Fig 7 shows that the overheads of SMA mainly come from the checking process. We implemented our prototype on the off-the-shelf hardware, so we have to use software-only approaches. However, software-only approaches have to combine several instructions to implement the checking process, so it is hard to reduce the checking overheads. The most effective optimization for bounds-checking mechanisms is reducing the number of checking process. But if we could modify the hardware, then we are able to add more dedicated support for SMA. For example, we could integrate the decoding of tags with the execution of load/store instructions. Those instructions inherently have a long execution time because of the interaction with another memory hierarchy. So, adding a checking process consisted of only arithmetic operations should not expand the critical path, and the overhead of checking can be easily overlapped. We believe that adding support at the ISA level for bounds-checking is a promising topic for future research.

VIII. CONCLUSION

This paper proposes a novel, automatic memory spatial error elimination system with low memory and performance overhead. We use tagged pointers to record the boundary

metadata of memory objects and require special alignment during memory allocation to quickly locate the pointers intended referent. With Saturation Memory Access, we can restrict all the memory accesses within the boundaries of objects. The prototype is implemented on LLVM 4.0.1 and is able to mitigate nearly all of the attack forms in the RIPE benchmark, incurring 64%-84% performance overhead on SPEC CPU2017. Furthermore, with hardware supports such as Address Tagging in ARMv8, we can achieve even lower performance overhead. To be concluded, SMA can stop most of the attacks caused by memory spatial errors with competitive overhead. To foster further research in the field, we will make the source code of our SMA prototype available as open-source upon acceptance.

REFERENCES

- [1] V. Van der Veen, L. Cavallaro, H. Bos *et al.*, “Memory errors: The past, the present, and the future,” in *International Workshop on Recent Advances in Intrusion Detection*. Springer, 2012, pp. 86–106.
- [2] L. Szekeres, M. Payer, T. Wei, and D. Song, “Sok: Eternal war in memory,” in *2013 IEEE Symposium on Security and Privacy*, May 2013, pp. 48–62.
- [3] Y. Younan, “25 years of vulnerabilities: 19882012,” *Sourcefire Vulnerability Research Team*, 2013.
- [4] H. Shacham, “The geometry of innocent flesh on the bone: Return-into-libc without function calls (on the x86),” in *Proceedings of the 14th ACM Conference on Computer and Communications Security*, ser. CCS ’07. New York, NY, USA: ACM, 2007, pp. 552–561.
- [5] S. Chen, J. Xu, E. C. Sezer, P. Gauriar, and R. K. Iyer, “Non-control-data attacks are realistic threats,” in *USENIX Security Symposium*, vol. 5, 2005.
- [6] H. Hu, S. Shinde, S. Adrian, Z. L. Chua, P. Saxena, and Z. Liang, “Data-oriented programming: On the expressiveness of non-control data attacks,” in *2016 IEEE Symposium on Security and Privacy (SP)*, May 2016, pp. 969–986.
- [7] H. Shacham, M. Page, B. Pfaff, E.-J. Goh, N. Modadugu, and D. Boneh, “On the effectiveness of address-space randomization,” in *Proceedings of the 11th ACM Conference on Computer and Communications Security*, ser. CCS ’04. New York, NY, USA: ACM, 2004, pp. 298–307.
- [8] M. Abadi, M. Budi, U. Erlingsson, and J. Ligatti, “Control-flow integrity: Principles, implementations, and applications,” *ACM Trans. Inf. Syst. Secur.*, vol. 13, no. 1, pp. 4:1–4:40, Nov. 2009.
- [9] K. Serebryany, D. Bruening, A. Potapenko, and D. Vyukov, “Address-sanitizer: A fast address sanity checker,” in *Presented as part of the 2012 USENIX Annual Technical Conference (USENIX ATC 12)*. Boston, MA: USENIX, 2012, pp. 309–318.
- [10] M. Ammar, G. Russello, and B. Crispo, “Internet of things: A survey on the security of iot frameworks,” *Journal of Information Security and Applications*, vol. 38, pp. 8 – 27, 2018.
- [11] V. Kuznetsov, L. Szekeres, M. Payer, G. Candea, R. Sekar, and D. Song, “Code-pointer integrity,” in *11th USENIX Symposium on Operating Systems Design and Implementation (OSDI 14)*. Broomfield, CO: USENIX Association, Oct. 2014, pp. 147–163.
- [12] H. Hu, Z. L. Chua, S. Adrian, P. Saxena, and Z. Liang, “Automatic generation of data-oriented exploits,” in *24th USENIX Security Symposium (USENIX Security 15)*. Washington, D.C.: USENIX Association, Aug. 2015, pp. 177–192.
- [13] M. Monperrus, “Automatic software repair: A bibliography,” *ACM Comput. Surv.*, vol. 51, no. 1, pp. 17:1–17:24, Jan. 2018.
- [14] A. Kwon, U. Dhawan, J. M. Smith, T. F. Knight, Jr., and A. DeHon, “Low-fat pointers: Compact encoding and efficient gate-level implementation of fat pointers for spatial safety and capability-based security,” in *Proceedings of the 2013 ACM SIGSAC Conference on Computer & Communications Security*, ser. CCS ’13. New York, NY, USA: ACM, 2013, pp. 721–732.
- [15] ISO, “Iso/iec 9899: 2011, information technologyprogramming languagec,” 2011.
- [16] ARM, “Arm cortex-a series - programmer’s guide for armv8-a,” 2015.
- [17] S. Phillips, “M7: Next generation sparc,” in *2014 IEEE Hot Chips 26 Symposium (HCS)*, Aug 2014, pp. 1–27.
- [18] D. Dhurjati and V. Adve, “Backwards-compatible array bounds checking for c with very low overhead,” in *Proceedings of the 28th International Conference on Software Engineering*, ser. ICSE ’06. New York, NY, USA: ACM, 2006, pp. 162–171.
- [19] O. Ruwase and M. S. Lam, “A practical dynamic buffer overflow detector,” in *NDSS*, vol. 2004, 2004, pp. 159–169.
- [20] P. Akritidis, M. Costa, M. Castro, and S. Hand, “Baggy bounds checking: An efficient and backwards-compatible defense against out-of-bounds errors,” in *USENIX Security Symposium*, 2009, pp. 51–66.
- [21] G. J. Duck and R. H. C. Yap, “Heap bounds protection with low fat pointers,” in *Proceedings of the 25th International Conference on Compiler Construction*, ser. CC 2016. New York, NY, USA: ACM, 2016, pp. 132–142.
- [22] G. J. Duck, R. H. Yap, and L. Cavallaro, “Stack bounds protection with low fat pointers,” in *NDSS*, 2017.
- [23] D. Kuvaiskii, O. Oleksenko, S. Arnavot, B. Trach, P. Bhatotia, P. Felber, and C. Fetzer, “Sgxbounds: Memory safety for shielded execution,” in *Proceedings of the Twelfth European Conference on Computer Systems*, ser. EuroSys ’17. New York, NY, USA: ACM, 2017, pp. 205–221.
- [24] G. C. Necula, S. McPeak, and W. Weimer, “Ccured: Type-safe retrofitting of legacy code,” in *Proceedings of the 29th ACM SIGPLAN-SIGACT Symposium on Principles of Programming Languages*, ser. POPL ’02. New York, NY, USA: ACM, 2002, pp. 128–139.
- [25] D. Grossman, M. Hicks, T. Jim, and G. Morrisett, “Cyclone: A type-safe dialect of c,” *C/C++ Users Journal*, vol. 23, no. 1, pp. 112–139, 2005.
- [26] J. Woodruff, R. N. M. Watson, D. Chisnall, S. W. Moore, and M. Roe, “The cheri capability model: Revisiting risc in an age of risk,” in *2014 ACM/IEEE 41st International Symposium on Computer Architecture (ISCA)*, 2014.
- [27] Y. Younan, P. Philippaerts, L. Cavallaro, R. Sekar, F. Piessens, and W. Joosen, “Parichcek: An efficient pointer arithmetic checker for c programs,” in *Proceedings of the 5th ACM Symposium on Information, Computer and Communications Security*, ser. ASIACCS ’10. New York, NY, USA: ACM, 2010, pp. 145–156.
- [28] S. Nagarakatte, J. Zhao, M. M. Martin, and S. Zdancewic, “Softbound: Highly compatible and complete spatial memory safety for c,” *ACM Sigplan Notices*, vol. 44, no. 6, pp. 245–258, 2009.
- [29] D. Song, J. Lettner, P. Rajasekaran, Y. Na, S. Volckaert, P. Larsen, and M. Franz, “Sok: sanitizing for security,” *arXiv preprint arXiv:1806.04355*, 2018.
- [30] T. Kroes, K. Koning, E. van der Kouwe, H. Bos, and C. Giuffrida, “Delta pointers: Buffer overflow checks without the checks,” in *Proceedings of the Thirteenth EuroSys Conference*, ser. EuroSys ’18. New York, NY, USA: ACM, 2018, pp. 22:1–22:14.
- [31] R. S. Fabry, “Capability-based addressing,” *Commun. ACM*, vol. 17, no. 7, pp. 403–412, Jul. 1974.
- [32] N. P. Carter, S. W. Keckler, and W. J. Dally, “Hardware support for fast capability-based addressing,” *SIGPLAN Not.*, vol. 29, no. 11, pp. 319–327, Nov. 1994.
- [33] M. Miller, “Trends, challenges, and strategic shifts in the software vulnerability mitigation landscape,” 2019.
- [34] J. Brown, J. Grossman, A. Huang, and T. F. Knight Jr, “A capability representation with embedded address and nearly-exact object bounds,” *Project Aries Technical Memo 5, Tech. Rep.*, 2000.
- [35] M. Hill, “A primer on the meltdown and spectre hardware security design flaws and their important implications, computer architecture today blog (feb. 15, 2018).”
- [36] D. Chisnall, C. Rothwell, R. N. Watson, J. Woodruff, M. Vadera, S. W. Moore, M. Roe, B. Davis, and P. G. Neumann, “Beyond the pdp-11: Architectural support for a memory-safe c abstract machine,” in *Proceedings of the Twentieth International Conference on Architectural Support for Programming Languages and Operating Systems*, ser. ASPLOS ’15. New York, NY, USA: ACM, 2015, pp. 117–130.
- [37] C. Lattner and V. Adve, “Llvm: A compilation framework for lifelong program analysis & transformation,” *Cgo 2004: International Symposium on Code Generation and Optimization*, pp. 75–86, 2004.
- [38] J. Wilander, N. Nikiforakis, Y. Younan, M. Kamkar, and W. Joosen, “Ripe: Runtime intrusion prevention evaluator,” in *Proceedings of the 27th Annual Computer Security Applications Conference*, ser. ACSAC ’11. New York, NY, USA: ACM, 2011, pp. 41–50.
- [39] B. Davis, R. N. M. Watson, A. Richardson, P. G. Neumann, S. W. Moore, J. Baldwin, D. Chisnall, J. Clarke, N. W. Filardo, K. Gudka,

A. Joannou, B. Laurie, A. T. Markettos, J. E. Maste, A. Mazzinghi, E. T. Napierala, R. M. Norton, M. Roe, P. Sewell, S. Son, and J. Woodruff, "Cheriabi: Enforcing valid pointer provenance and minimizing pointer privilege in the posix c run-time environment," in *Proceedings of the Twenty-Fourth International Conference on Architectural Support for Programming Languages and Operating Systems*, ser. ASPLOS '19. New York, NY, USA: ACM, 2019, pp. 379–393.