

Proper Learning of Linear Dynamical Systems as a Non-Commutative Polynomial Optimization Problem

Quan Zhou¹ and Jakub Marecek²

¹University College Dublin, Ireland.

²Czech Technical Univeristy in Prague, the Czech Republic.

December 21, 2024

Abstract

There has been much recent progress in forecasting the next observation of a linear dynamical system (LDS), which is known as the improper learning, as well as in the estimation of its system matrices, which is known as the proper learning of LDS. We present an approach to proper learning of LDS, which in spite of the non-convexity of the problem, guarantees global convergence of numerical solutions to a least-squares estimator. We present promising computational results.

1 Introduction

We consider the identification of vector autoregressive processes with hidden components from time series of observations. This problem is also known as proper learning of linear dynamical systems (LDS), and provides a very general approach to time-series analysis. Its applications include most epidemiological models [1], which have recently gained some notoriety, but are too many to list. Indeed, one encounters either partially observable processes [2] or questions of causality [3] that can be tied to proper learning of LDS [4] in almost any application domain.

To state the problem formally, let us define an observable linear system $L = (G, F, \nu, W)$ as in [5]:

$$\begin{aligned}\phi_t &= G\phi_{t-1} + \omega_t, \\ Y_t &= F'\phi_t + \nu_t,\end{aligned}$$

where $\phi_t \in \mathbb{R}^n$ is the hidden state, $Y_t \in \mathbb{R}^m$ is the observed output of L (measurements, observations), $G \in \mathbb{R}^{n \times n}$ and $F \in \mathbb{R}^{n \times m}$ are system matrices, and $\{\omega_t, \nu_t\}_{t \in \mathbb{N}}$ are process and observation noises with zero mean and covariance

of W and ν respectively. Proper learning refers to identifying the quadruple (G, F, ν, W) given the output $\{Y_t\}_{t \in \mathbb{N}}$ of L .

Proper learning is desirable for a number of reasons: outside of the discovery of the actual dynamics, proper learning makes it possible to consider shape constraints easily and to compare the learned model with prior information to check its consistency. For example, the measurement chain has guarantees on the overall error in many applications, which makes it possible to develop guarantees on the magnitude of the measurement noise from above. Proper learning also allows for the estimation of subsequent observations, which is known as the “prediction-error” approach to improper learning [6].

There are three complications. First, the corresponding optimization problem is non-convex, and guarantees of global convergence have consequently been available only for certain special cases so far. Second, the optimisation problem in matricial variables is non-commutative, and hence much work on general-purpose commutative non-convex optimisation is not applicable. Finally, the dimension n of the hidden state ϕ_t is not known, in general. Although [7] have shown that a lower-dimensional model can approximate a higher-dimensional one rather well, in many cases, it is hard to pick n in practice.

Overall, our goal is to develop a method for proper learning of LDS that could also estimate the dimension of the hidden state and that would do so with guarantees of global convergence to the best possible estimate, given the observations. This would promote explainability beyond what forecasting methods without global convergence guarantees allow for. Informally speaking, our approach to proper learning makes it easy to claim “what you see is what you get” (because of the convergence guarantees) as well as to explain “the why” (because the recovery of the dynamics). In particular, our contributions are:

- We cast proper learning of a linear dynamical system as a non-commutative polynomial optimization problem (NCPOP). This makes it possible to utilize prior information as shape constraints in the NCPPOP.
- For the first time, we present numerical methods for the proper learning problem with guarantees of global convergence, by solving the resulting NCPPOP via a hierarchy of convexifications and extracting the optimizer. The runtime is independent of the (unknown) dimension of the hidden state.
- On two well-established numerical examples [8, 9, 10], our approach outperforms standard subspace and least-squares methods, as implemented in MatlabTM System Identification ToolboxTM.

1.1 Motivation

While there are numerous important applications involving non-trivial hidden components [2, 3, 11, 4], let us illustrate the importance of the identification of system matrices on a simple example of the age-structured matrix model

$$\begin{bmatrix} N_{t+1}^{(1)} \\ N_{t+1}^{(2)} \\ \dots \\ N_{t+1}^{(n-1)} \\ N_{t+1}^{(n)} \end{bmatrix} = \begin{bmatrix} F_1 & F_2 & \dots & F_{n-1} & F_n \\ P_{1,2} & P_{2,2} & \dots & 0 & 0 \\ \dots & \dots & \dots & \dots & \dots \\ 0 & 0 & \dots & P_{n-1,n-1} & 0 \\ 0 & 0 & \dots & P_{n-1,n} & P_{n,n} \end{bmatrix} \begin{bmatrix} N_t^{(1)} \\ N_t^{(2)} \\ \dots \\ N_t^{(n-1)} \\ N_t^{(n)} \end{bmatrix},$$

Figure 1: An illustration of the age-structured matrix model [12], where $P_{i,j}$ $j \geq i \in [1, 2, \dots, n]$, is the probability of an individual at the i^{th} age class surviving to the j^{th} age class. $F_i, i \in [1, 2, \dots, n]$ is the fecundity of the i^{th} age class, i.e., the product of birth rate and surviving probability.

in actuarial science and mathematical biology [12]. There, the growth of the population has the form:

$$N_{t+1} = AN_t, \quad (1)$$

where N_t and N_{t+1} are the vectors of abundance at time t and $t + 1$ respectively. To be more specific, if we divide a species into n age classes according to their life cycles, there will be n elements in the vector N_t , denoted by $N_t^{(1)}, N_t^{(2)}, \dots, N_t^{(n)}$, where $N_t^{(i)}$ is defined to be the number of individuals in the i^{th} age class. $A \in \mathbb{R}^{n \times n}$ is the transition matrix. Since N_t and N_{t+1} have a linear relation, it is obvious that (1) is a linear dynamical system. Assuming the first age class is pre-reproductive and the rest are reproductive, the age-structured matrix model in (1) can be rewritten in a matrix notation, as illustrated in Figure 1.

2 Background

In Section 2.1, we set our work in the context of related work. In Section 2.2, we provide a brief overview of non-commutative polynomial optimization, pioneered by [13] and nicely surveyed by [14], which is our key technical tool. Prior to introducing our own results, we introduce some common notation in Section 2.3, following [5] and [10].

2.1 Related Work in System Identification and Control

Research within System Identification variously appears in venues associated with Control Theory, Statistics, and Machine learning. We refer to [6] and [15] for excellent overviews of the long history of research in the field, going back at least to [16]. In this section, we focus on pointers to key more recent publications.

In improper learning of LDS, a considerable progress has been made in the analysis of predictions for the expectation of the next measurement using auto-regressive (AR) processes. In [17], first guarantees were presented for auto-regressive moving-average (ARMA) processes. In [8], these results were extended to a subset of autoregressive integrated moving average (ARIMA) processes. [10]

have shown that up to an arbitrarily small error given in advance, $\text{AR}(s)$ will perform as well as *any* Kalman filter on any bounded sequence. This has been extended by [18] to Kalman filtering with logarithmic regret. Another stream of work within improper learning focuses on sub-space methods [19, 20] and spectral methods. [21, 22] presented the present-best guarantees for traditional sub-space methods. Within spectral methods, [9] and [23] have considered learning LDS with input, employing certain eigenvalue-decay estimates of Hankel matrices in the analyses of an auto-regressive process in a dimension increasing over time. We stress that none of these approaches to improper learning are “prediction-error”: They do *not* estimate the system matrices.

In proper learning of LDS, many state-of-the-art approaches consider the least-squares method, despite complications encountered in unstable systems [24]. [25] have provided non-trivial guarantees for the ordinary least-squares (OLS) estimator in the case of stable G and there being no hidden component, i.e., F' being an identity and $Y_t = \phi_t$. Surprisingly, they have also shown that more unstable linear systems are easier to estimate than less unstable ones, in some sense. [26] extended the results to allow for a certain pre-filtering procedure. [27] extended the results to cover stable, marginally stable, and explosive regimes. Our work could be seen as a continuation of the least squares method to processes with hidden components, with guarantees of global convergence. In Computer Science, our work could be seen as an approximation scheme [28], as it allows for ϵ error for any $\epsilon > 0$.

2.2 Non-Commutative Polynomial Optimization

Our key technical tool is non-commutative polynomial optimization (NCPOP), first introduced by [13]. Here, we provide a brief summary of their results, and refer to [14] for a book-length introduction. NCPPOP is an operator-valued optimization problem with a standard form in 2:

$$\begin{aligned} P : \quad & p^* = \min_{(H, X, \phi)} \langle \phi, p(X) \phi \rangle \\ & \text{s.t.} \quad q_i(X) \succcurlyeq 0, i = 1, \dots, m, \\ & \quad \langle \phi, \phi \rangle = 1, \end{aligned} \tag{2}$$

where $X = (X_1, \dots, X_n)$ is a bounded operator on a Hilbert space \mathcal{H} . The normalized vector ϕ , i.e., $\|\phi\|^2 = 1$ is also defined on \mathcal{H} with inner product $\langle \phi, \phi \rangle$ equals to 1. $p(X)$ and $q_i(X)$ are polynomials and $q_i(X) \succcurlyeq 0$ denotes that the operator $q_i(X)$ is positive semi-definite. Polynomials $p(X)$ and $q_i(X)$ of degrees $\deg(p)$ and $\deg(q_i)$, respectively, can be written as:

$$p(X) = \sum_{|\omega| \leq \deg(p)} p_\omega \omega, \quad q_i(X) = \sum_{|\mu| \leq \deg(q_i)} q_{i,\mu} \mu, \tag{3}$$

where $i = 1, \dots, m$. Following [29], we can define the moments on field \mathbb{R} or \mathbb{C} , with a feasible solution (H, X, ϕ) of problem (2):

$$y_\omega = \langle \phi, \omega(X) \phi \rangle, \tag{4}$$

for all $\omega \in \mathcal{W}_\infty$ and $y_1 = \langle \phi, \phi \rangle = 1$. Given a degree k , the moments whose degrees are less or equal to k form a sequence of $y = (y_\omega)_{|\omega| \leq 2k}$. With a finite set of moments y of degree k , we can define a corresponding k^{th} order moment matrix $M_k(y)$:

$$M_k(y)(\nu, \omega) = y_{\nu^\dagger \omega} = \langle \phi, \nu^\dagger(X) \omega(X) \phi \rangle, \quad (5)$$

for any $|\nu|, |\omega| \leq k$ and a localizing matrix $M_{k-d_i}(q_i y)$:

$$\begin{aligned} M_{k-d_i}(q_i y)(\nu, \omega) &= \sum_{|\mu| \leq \deg(q_i)} q_{i,\mu} y_{\nu^\dagger \mu \omega} \\ &= \sum_{|\mu| \leq \deg(q_i)} q_{i,\mu} \langle \phi, \nu^\dagger(X) \mu(X) \omega(X) \phi \rangle, \end{aligned} \quad (6)$$

for any $|\nu|, |\omega| \leq k - d_i$, where $d_i = \lceil \deg(q_i)/2 \rceil$. The upper bounds of $|\nu|$ and $|\omega|$ are lower than that of moment matrix because $y_{\nu^\dagger \mu \omega}$ is only defined on $\nu^\dagger \mu \omega \in \mathcal{W}_{2k}$ while $\mu \in \mathcal{W}_{\deg(q_i)}$.

If (H, X, ϕ) is feasible, one can utilize the Sums of Squares theorem of [30] and [31] to derive semidefinite programming (SDP) relaxations. In particular, we can obtain a k^{th} order SDP relaxation of the non-commutative polynomial optimization problem (2) by choosing a degree k that satisfies the condition of $2k \geq \max\{\deg(p), \deg(q_i)\}$. The SDP relaxation of order k , which we denote R_k , has the form:

$$\begin{aligned} p_k = \min_{y = (y_\omega)_{|\omega| \leq 2k}} & \sum_{|\omega| \leq d} p_\omega y_\omega \\ \text{s.t.} & M_k(X) \succcurlyeq 0, \\ & M_{k-d_i}(q_i X) \succcurlyeq 0, i = 1, \dots, m, \\ & y_1 = 1, \\ & \langle \phi, \phi \rangle = 1, \end{aligned} \quad (7)$$

Let us define the quadratic module, following [13]. Let $Q = \{q_i\}$ be the set of polynomials determining the constraints. The *positivity domain* \mathbf{S}_Q of Q are tuples $X = (X_1, \dots, X_n)$ of bounded operators on a Hilbert space \mathcal{H} making all $q_i(X)$ positive semidefinite. The *quadratic module* M_Q is the set of $\sum_i f_i^\dagger f_i + \sum_i \sum_j g_{ij}^\dagger q_i g_{ij}$ where f_i and g_{ij} are polynomials from the same ring. As in [13], we assume:

Assumption 1 (Archimedean). *Quadratic module M_Q of (2) is Archimedean, i.e., there exists a real constant C such that $C^2 - (X_1^\dagger X_1 + \dots + X_{2n}^\dagger X_{2n}) \in M_Q$.*

We refer to the Supplementary Material for further discussion. If the Archimedean assumption is satisfied, [13] have shown that $\lim_{k \rightarrow \infty} p^k = p^*$ for a finite k . We can use the so-called rank-loop condition of [13] to detect global optimality. Once detected, it is possible to extract the global optimum

(H^*, X^*, ϕ^*) from the optimal solution y of problem R_k , by Gram decomposition; cf. Theorem 2 in [13]. Simpler procedures for the extraction have been considered, cf. [32], but remain less well understood.

More complicated procedures for the extraction are also possible. Notably, the Gelfand–Naimark–Segal (GNS) construction [33, 34] does not require the rank-loop condition to be satisfied, as is well explained in Section 2.2 of [35]; cf. also Section 2.6 of [36]. See Section 3 for our use of this procedure.

2.3 Notation and Definitions

In the following text, we will assume that linear dynamical system $L = (G, F, v, W)$ is observable [20], i.e., its observability matrix [5]:

$$\begin{bmatrix} F' \\ F'G \\ \vdots \\ F'G^{n-1} \end{bmatrix} \quad (8)$$

is of full rank. Note that a minimal representation is necessarily observable and controllable, cf. Theorem 4.1 in [15], so the assumption is not too strong.

The central quantity within system identification is the estimate of the next observation, given the current data, i.e., the expectation of Y_t conditional on $Y_1 \dots Y_{t-1}$:

$$f_{t+1} := \mathbb{E}(Y_{t+1} \mid Y_1 \dots Y_{t-1}) := F'a_{t+1}. \quad (9)$$

Traditionally, one writes down the recursive formula:

$$\begin{aligned} a_{t+1} &= Gm_t = GA_t Y_t + Z_t a_t \\ &= GA_t Y_t + Z_t GA_{t-1} Y_{t-1} + Z_t Z_{t-1} a_{t-1} \\ &\dots \end{aligned} \quad (10)$$

from the recursive update equations of Kalman filter (cf. the Supplementary Material), where Z_t denotes $G(I - F \otimes A_t)$. Once the recursive update equations are unrolled, a_{t+1} can be expressed in terms of a_{t-s} and observations Y_{t-s}, \dots, Y_t . Hence, substituting a_{t+1} in (9) by the recursive formula (10), one extends the forecast of Y_{t+1} given Y_1, \dots, Y_t to an auto-regressive model with the degree of $s + 1$ plus a remainder term. This approach also yields a non-commutative polynomial optimization problem, but of a considerable degree, as we explain in the Supplementary Material.

Our main result hence considers a rather different approach.

3 Main result

Given a trajectory of observations Y_1, \dots, Y_{t-1} , one-step error function (loss) at time t compares the estimate f_t with the actual observation Y_t . Within the

least-squares estimator, we aim to minimize the sum of square loss functions, i.e.,

$$\min_{f_t, t \geq s+2} \sum_{t \geq s+2} (Y_t - f_t)^2 \quad (11)$$

where the estimates $f_t, t \geq s+2$ are decision variables. We also need several auxiliary variables to model the state evolution: m_t represents the estimated state while ω_t and ν_t denote the process noise and observation noise at time t respectively. Since the process and observation noises are normally distributed with mean zero by assumption, we would expect a sum of ω_t and a sum of ν_t over t to be close to 0, for sufficiently large number of summands. Therefore, if we add the sum of the squares of ω_t and that of ν_t to the objective with sufficiently large multipliers and minimize the resulting objective, we should reach a feasible solution with the process noise ω_t and observation noise ν_t being close to zero.

Overall, such a formulation has the following form: The input are $Y_t, t \geq 1$, i.e., the time series of the actual measurements, of a time-window thereof, and multipliers c_1, c_2 . Decision variables are system matrices G, F ; forecasts f_t , realizations ω_t, ν_t of noise, $t \geq 1$, and state estimates $m_t, t \geq 0$, which includes the initial state m_0 . We minimize the objective function:

$$\min_{f_t, m_t, G, F, \omega_t, \nu_t} \sum_{t \geq 1} (Y_t - f_t)^2 + c_1 \sum_{t \geq 1} \omega_t^2 + c_2 \sum_{t \geq 1} \nu_t^2 \quad (12)$$

over the feasible set given by constraints for $t \geq 1$:

$$m_t = Gm_{t-1} + \omega_t \quad (13)$$

$$f_t = F'm_t + \nu_t. \quad (14)$$

Equations (56) subject to (13)–(14) give us **the least-squares model**. We can now apply the techniques of non-commutative polynomial optimization to the model so as to recover the system matrices of the underlying linear system.

Theorem 2. *For any observable linear system $L = (G, F, \nu, W)$, for any length T of a time window, and any error $\epsilon > 0$, under Assumption 1, there is a convex optimization problem from whose solution one can extract the best possible estimate of system matrices of the system L based on the T observations (56 subject to 13–14), up to an error of at most ϵ in Frobenius norm.*

Proof is in the Supplementary Material.

Notice that there are several other approaches possible, as discussed in the Supplementary Material, and the same reasoning can be applied there as well. Further, this reasoning can be applied to more complicated formulations, involving shape constraints. For instance, covariance matrices are naturally symmetric square matrices and this constraint can be added to the least-squares formulation.

3.1 Pre-Processing and Reductions

In the commutative case, a number of excellent pre-processing techniques have been developed [37]. Most of them may plausibly have their non-commutative counter-parts, although these are less well understood, at the moment. Consider, for example, equality constraints, which perhaps unnecessarily increase the complexity of the problem. One option is to replace each equality constraint by a pair of inequality constraints. For example, an equality constraint $q(X) = 0$ can be enforced by $q(X) \succeq 0$ and $-q(X) \succeq 0$ together. Another options, applicable to equality constraints that only involve two monomials, uses the substitution method in the monomial basis and moment matrix. For example, given $X = (X_1, X_2)$ and one equality constraint $X_1^2 - X_2 = 0$, we can use X_2 as the substitute for X_1^2 . In other words, the original degree-2 monomial basis $\mathcal{W}_2 = \{X_1, X_2, X_1X_2, X_2X_1, X_1^2, X_2^2\}$ reduces to $\mathcal{W}_2 = \{X_1, X_2, X_1X_2, X_2X_1, X_2^2\}$ after applying the substitution method. The dimensions of moment matrices decrease correspondingly. Alternatively, further formulations can be obtained by lifting [38]: Given a bilinear positive-semidefinite constraint $A - BC \succeq 0$, we can lower its degree by introducing a new variable D and replacing the original constraint by $A - D \succeq 0$ and $D = BC$. This way, one introduces new equality constraint, but reduces the degree of the polynomials involved. Finally, one can utilize a wide array of reduction techniques on the resulting SDP relaxations. Notable examples include facial reduction [39, 40] and exploiting sparsity [41]. Clearly, these can be applied to any SDPs, irrespective of the non-commutative nature of the original problem, but can also introduce [42] numerical issues. We refer to [43] for an up-to-date discussion.

4 Numerical illustrations

Let us now present an implementation of solvers for the least-squares formulation, using the techniques of non-commutative polynomial optimization [13, 14] and to compare the results with traditional system-identification methods.

In our implementation, we make use of a globally convergent Navascués-Pironio-Acín (NPA) hierarchy [13] of semidefinite programming (SDP) relaxations, as utilized in the proof of Theorem 2, and its sparsity-exploiting variant, known as the term-sparsity exploiting moment/SOS (TSSOS) hierarchy [44, 45]. Because the degrees of objective (56) and constraints in (13–14) are all less or equal to 2, the order k within the respective hierarchy can start from $k = 1$ and increase by 1 in each iteration. The SDP of a given order in the respective hierarchy is constructed using `ncpol2sdpa`¹ of Wittek [46] or the `tssos`² of Wang et al. [44, 45] and solved by `sdpa` of Yamashita et al. [47]. As in most primal-dual interior-point methods [48], solving the relaxation to ϵ error run in time polynomial in its dimension and logarithmic in $1/\epsilon$, but it should be noted that the dimension of the relaxation grows fast in the length T of the

¹<https://github.com/peterwittek/ncpol2sdpa>

²<https://github.com/wangjie212/TSSOS>

time-window and the order k of the relaxation.

Our implementation is available on-line for review purposes and will be open-sourced upon acceptance.

4.1 Experiments on the example of Hazan et al.

In our first experiment, we explore the statistical performance of the feasible solutions of the SDP relaxation, in comparison with other system-identification methods. To measure the goodness of fit between the ground truth (estimation data) and the forecast using different system identification methods, we can introduce the normalized root mean squared error (nrmse) fitness value:

$$\text{nrmse} := 1 - \frac{\|Y - f\|_2}{\|Y - \text{mean}(Y)\|_2} \quad (15)$$

Note that higher nrmse fitness value indicates better simulation. In order to generate the sequence of observations, we build a linear system (i.e., the ground true) with the underlying dynamic being 2-dimensional. Utilizing the same LDS as in [9, 10], we consider: $G = \begin{pmatrix} 0.99 & 0 \\ 1 & 0.2 \end{pmatrix}$, $F' = \begin{pmatrix} 1 & 0.8 \end{pmatrix}$ and the starting point $m_0 = \begin{pmatrix} 1 & 1 \end{pmatrix}^T$. Standard deviations of process noise and observation noise are chosen from 0.1, 0.2, ..., 1.0. We hence perform 100 experiments with different combinations of standard deviations of process and observation noise. In each experiment, we use the output from the LDS with length of time window being $T = 20$. The nrmse values of 100 experiments of our method are illustrated in Figure 2. Note that we only use the feasible solutions of the relaxation problems, which may explain some of the “non-linear” nature of the plot.

Next, we have compared our method against other leading methods for estimating state-space models, as implemented in MathWorks™ Matlab™ System Identification Toolbox™. Specifically, we have tested against a combination of least-squares algorithms implemented in routine `ssest` with focus set to simulation (“least-squares auto”), subspace methods of [20] implemented in routine `n4sid` (“sub-space auto”), and a subspace identification method of [49] with an ARX-based algorithm to compute the weighting, again utilized via `n4sid` (“SSARX”). Throughout, we use the same time series with standard deviation of both process noise and observation noise (“noise std”) increasing in lockstep from 0.1 to 1.0. For each noise std, we conduct 30 experiments with each method, whose output are 30 nrmse values for each method. We report the corresponding mean and standard deviation in Figure 3, where the solid lines and dashed lines indicate mean and mean \pm one standard deviation, respectively. Notice that higher is better.

As Figure 3 suggests, the nrmse values of our method on this example are higher than 85%, while those of other methods can rarely reach 50%. Additionally, our method shows better stability as the gap between the corresponding dashed lines, which suggest the width of 2 standard deviations, are relatively small. Further details are exhibited in the Supplementary Material. We can conclude that our method compares favorably with other system identification methods in terms of statistical performance (simulation).

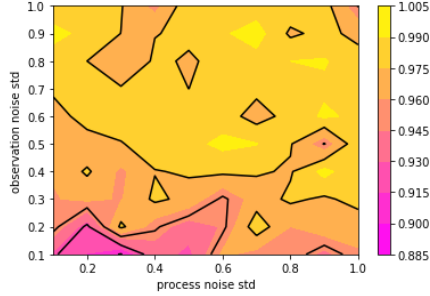


Figure 2: The nrmse fitness values (15) of our method as a function of standard deviation of process noise $\text{std}(\omega_t)$ and standard deviation of observation noise $\text{std}(\nu_t)$, as indicated by colours.

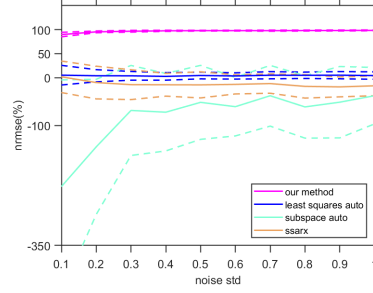


Figure 3: The nrmse fitness values (15) of our method compared to leading system identification methods implemented in MatlabTM System Identification ToolboxTM, for varying standard deviations $\text{std}(\omega_t) = \text{std}(\nu_t)$ of process and observation noise, respectively.

4.2 Experiments with stock-market data

Our approach to proper learning of linear dynamical system could also be used in a “prediction-error” method for improper learning of a linear dynamical system, i.e., forecasting its next observation (output, measurement). As such, it can be applied to any time series. To exhibit this, we consider a real-world stock-market data first used in [8] and attached in the Supplementary Material. (The data are believed to be related to the evolution of daily adjusted closing prices of stocks within the Dow Jones Industrial Average, starting on February 16, 1885. Unfortunately, the data are no longer available from the website of the authors of [8].) We sample every four periods from the first 200 periods of the stock-market data and estimate the evolution for the 50 selected periods. Our method is compared to a combination of least-squares algorithms implemented in MatlabTM System Identification ToolboxTM routine sstest with order set to 1 (“least-squares auto”). The simulation results are shown in Figure 4. The percentages in the legend correspond to nrmse values (15), and both from the nrmse and the shape of the two curves, it seems clear that our method is superior.

In Figure 5, we illustrate the runtime and size of the first-order relaxations as a function of the length of the time window. The orange curve displays the number of variables in the SDP relaxation of NPA hierarchy [13] of the experiment on stock-market data against the length of time window. The green and red curves show the runtime of the SDP relaxation of NPA hierarchy [13] and of the TSSOS hierarchy [44, 45], respectively. Since each experiment is repeated three times, the mean and mean ± 1 standard deviation of runtime are presented by lines with shaded error bands. It is clear that the runtime of TSSOS exhibits a modest growth with the length of time window, while that of

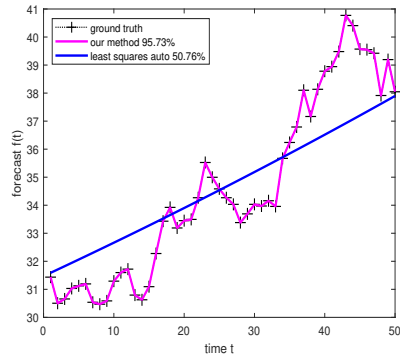


Figure 4: The results of our method compared against the "least-squares auto" system identification method implemented in MatlabTM System Identification ToolboxTM, on stock market data used in [8]. The percentages in legend are corresponding normse values.

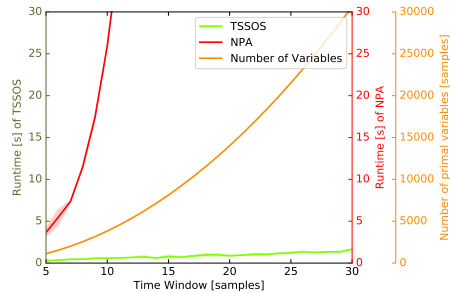


Figure 5: The dimensions of relaxations and the run-time of SDPA for TSSOS (green) and NPA (red) relaxations as a function of the length of time window. For run-time, the mean and mean ± 1 standard deviations across 3 runs are presented by curves with shaded error bands. The orange curve suggests the number of variables in the NPA relaxations.

the plain-vanilla NPA hierarchy surges. This should be expected, given that the number of elements in positive-semidefinite constraints in the NPA hierarchy [13] is equivalent to the number of entries in the moment matrix $M_k(y)$, as defined in the Supplementary Material.

5 Conclusions

We have presented an approach to the recovery of hidden dynamic underlying a time series, without assumptions on the dimension of the hidden state. Considering the objective of our formulations is the sum of squares of forecast errors, our approach can be seen as minimizing the loss of accuracy with global convergence guarantees.

For the first time in System Identification and Machine Learning, more broadly, this approach utilizes non-commutative polynomial programming (NCPPOP), which has been recently developed within mathematical optimization [13, 14]. This builds upon a long history of work on the method of moments [29] and its applications in Machine Learning [50], as well as recent progress [43] in the scalability of semidefinite programming.

Further research may speed up solving the NCPPOP by the development of custom solvers, following [43], once the breadth of the possible formulations is better understood. Further research may also consider specific applications, with specific shape constraints.

Acknowledgements

Quan’s work has been supported by the Science Foundation Ireland under Grant 16/IA/4610. Jakub acknowledges funding from RCI (reg. no. CZ.02.1.01/0.0/0.0/16_019/0000765) supported by the European Union.

References

- [1] R. M. Anderson and R. M. May, *Infectious diseases of humans: dynamics and control*. Oxford university press, 1992.
- [2] K. J. Åström, “Optimal control of markov processes with incomplete state information,” *Journal of Mathematical Analysis and Applications*, vol. 10, no. 1, pp. 174 – 205, 1965.
- [3] J. Pearl, *Causality*. Cambridge university press, 2009.
- [4] P. Geiger, K. Zhang, B. Schoelkopf, M. Gong, and D. Janzing, “Causal inference by identification of vector autoregressive processes with hidden components,” in *International Conference on Machine Learning*, 2015, pp. 1917–1925.
- [5] M. West and J. Harrison, *Bayesian Forecasting and Dynamic Models (2nd ed.)*. Berlin, Heidelberg: Springer-Verlag, 1997.
- [6] L. Ljung, *System Identification: Theory for the User*. Pearson Education, 1998.
- [7] T. Sarkar, A. Rakhlin, and M. A. Dahleh, “Finite-time system identification for partially observed lti systems of unknown order,” *arXiv:1902.01848 [cs.SY]*, 2019.
- [8] C. Liu, S. C. H. Hoi, P. Zhao, and J. Sun, “Online arima algorithms for time series prediction,” ser. AAAI’16, 2016.
- [9] E. Hazan, K. Singh, and C. Zhang, “Learning linear dynamical systems via spectral filtering,” in *Advances in Neural Information Processing Systems*, 2017, pp. 6702–6712.
- [10] M. Kozdoba, J. Marecek, T. Tchakian, and S. Mannor, “On-line learning of linear dynamical systems: Exponential forgetting in kalman filters,” in *The Thirty-Third AAAI Conference on Artificial Intelligence (AAAI-19)*, 2019, arXiv preprint arXiv:1809.05870.
- [11] M. Besserve, B. Schölkopf, N. K. Logothetis, and S. Panzeri, “Causal relationships between frequency bands of extracellular signals in visual cortex revealed by an information theoretic analysis,” *Journal of computational neuroscience*, vol. 29, no. 3, pp. 547–566, 2010.
- [12] P. H. Leslie, “On the use of matrices in certain population mathematics,” *Biometrika*, vol. 33, no. 3, pp. 183–212, 11 1945.
- [13] S. Pironio, M. Navascués, and A. Acín, “Convergent relaxations of polynomial optimization problems with noncommuting variables,” *SIAM Journal on Optimization*, vol. 20, no. 5, pp. 2157–2180, 2010.
- [14] S. Burgdorf, I. Klep, and J. Povh, *Optimization of polynomials in non-commuting variables*. Springer, 2016.
- [15] A. K. Tangirala, *Principles of system identification: theory and practice*. Crc Press, 2014.

- [16] K.-J. Åström and B. Torsten, “Numerical identification of linear dynamic systems from normal operating records,” *IFAC Proceedings Volumes*, vol. 2, no. 2, pp. 96–111, 1965, 2nd IFAC Symposium on the Theory of Self-Adaptive Control Systems, Teddington, UK, September 14–17, 1965.
- [17] O. Anava, E. Hazan, S. Mannor, and O. Shamir, “Online learning for time series prediction,” in *COLT 2013 - The 26th Annual Conference on Learning Theory, June 12–14, 2013, Princeton University, NJ, USA*, 2013.
- [18] A. Tsiamis and G. Pappas, “Online learning of the kalman filter with logarithmic regret,” *arXiv preprint arXiv:2002.05141*, 2020.
- [19] T. Katayama, *Subspace methods for system identification*. Springer Science & Business Media, 2006.
- [20] P. Van Overschee and B. De Moor, *Subspace identification for linear systems. Theory, implementation, applications. Incl. 1 disk*, 01 1996, vol. xiv.
- [21] A. Tsiamis, N. Matni, and G. J. Pappas, “Sample complexity of Kalman filtering for unknown systems,” *arXiv preprint arXiv:1912.12309*, 2019.
- [22] A. Tsiamis and G. J. Pappas, “Finite sample analysis of stochastic system identification,” *arXiv preprint arXiv:1903.09122*, 2019.
- [23] E. Hazan, H. Lee, K. Singh, C. Zhang, and Y. Zhang, “Spectral filtering for general linear dynamical systems,” in *Advances in Neural Information Processing Systems*, 2018, pp. 4634–4643.
- [24] M. K. S. Faradonbeh, A. Tewari, and G. Michailidis, “Finite time identification in unstable linear systems,” *Automatica*, vol. 96, pp. 342–353, 2018.
- [25] M. Simchowitz, H. Mania, S. Tu, M. I. Jordan, and B. Recht, “Learning without mixing: Towards a sharp analysis of linear system identification,” in *Conference On Learning Theory*, 2018, pp. 439–473.
- [26] M. Simchowitz, R. Boczar, and B. Recht, “Learning linear dynamical systems with semi-parametric least squares,” *arXiv preprint arXiv:1902.00768*, 2019.
- [27] T. Sarkar and A. Rakhlin, “Near optimal finite time identification of arbitrary linear dynamical systems,” in *Proceedings of the 36th International Conference on Machine Learning*, ser. Proceedings of Machine Learning Research, K. Chaudhuri and R. Salakhutdinov, Eds., vol. 97. Long Beach, California, USA: PMLR, 09–15 Jun 2019, pp. 5610–5618.
- [28] V. V. Vazirani, *Approximation algorithms*. Springer Science & Business Media, 2013.
- [29] N. I. Akhiezer and M. Krein, *Some questions in the theory of moments*. American Mathematical Society, 1962, vol. 2.
- [30] J. W. Helton, ““Positive” noncommutative polynomials are sums of squares,” *Annals of Mathematics*, vol. 156, no. 2, pp. 675–694, 2002.
- [31] S. McCullough, “Factorization of operator-valued polynomials in several non-commuting variables,” *Linear Algebra and its Applications*, vol. 326, no. 1–3, pp. 193–203, 2001.
- [32] D. Henrion and J.-B. Lasserre, “Detecting global optimality and extracting solutions in gloptipoly,” in *Positive polynomials in control*. Springer, 2005, pp. 293–310.

- [33] I. Gelfand and M. Neumark, “On the imbedding of normed rings into the ring of operators in Hilbert space,” *Rec. Math. [Mat. Sbornik] N.S.*, vol. 12, no. 2, pp. 197–217, 1943.
- [34] I. E. Segal, “Irreducible representations of operator algebras,” *Bulletin of the American Mathematical Society*, vol. 53, no. 2, pp. 73–88, 1947.
- [35] I. Klep, J. Povh, and J. Volcic, “Minimizer extraction in polynomial optimization is robust,” *SIAM Journal on Optimization*, vol. 28, no. 4, pp. 3177–3207, 2018.
- [36] J. Dixmier, *Les C^* -algèbres et leurs représentations*. Paris, France: Gauthier-Villars, 1969, English translation: C^* -algebras (North-Holland, 1982).
- [37] J. Löfberg, “Pre- and post-processing sum-of-squares programs in practice,” *IEEE Transactions on Automatic Control*, vol. 54, no. 5, pp. 1007–1011, 2009.
- [38] M. Mevissen and M. Kojima, “Sdp relaxations for quadratic optimization problems derived from polynomial optimization problems,” *Asia-Pacific Journal of Operational Research*, vol. 27, no. 01, pp. 15–38, 2010.
- [39] J. M. Borwein and H. Wolkowicz, “Facial reduction for a cone-convex programming problem,” *Journal of the Australian Mathematical Society*, vol. 30, no. 3, pp. 369–380, 1981.
- [40] F. Permenter and P. Parrilo, “Partial facial reduction: simplified, equivalent sdp’s via approximations of the psd cone,” *Mathematical Programming*, vol. 171, no. 1-2, pp. 1–54, 2018.
- [41] M. Fukuda, M. Kojima, K. Murota, and K. Nakata, “Exploiting sparsity in semidefinite programming via matrix completion i: General framework,” *SIAM Journal on Optimization*, vol. 11, no. 3, pp. 647–674, 2001.
- [42] V. Kungurtsev and J. Marecek, “A two-step pre-processing for semidefinite programming,” *arXiv preprint arXiv:1806.10868*, 2018.
- [43] A. Majumdar, G. Hall, and A. A. Ahmadi, “Recent scalability improvements for semidefinite programming with applications in machine learning, control, and robotics,” *Annual Review of Control, Robotics, and Autonomous Systems*, vol. 3, 2019.
- [44] J. Wang, V. Magron, and J.-B. Lasserre, “Tssos: A moment-sos hierarchy that exploits term sparsity,” *arXiv preprint arXiv:1912.08899*, 2019.
- [45] —, “Chordal-tssos: a moment-sos hierarchy that exploits term sparsity with chordal extension,” *arXiv preprint arXiv:2003.03210*, 2020.
- [46] P. Wittek, “Algorithm 950: Ncpol2sdpa—sparse semidefinite programming relaxations for polynomial optimization problems of noncommuting variables,” *ACM Transactions on Mathematical Software (TOMS)*, vol. 41, no. 3, pp. 1–12, 2015.
- [47] M. Yamashita, K. Fujisawa, and M. Kojima, “Implementation and evaluation of sdpa 6.0 (semidefinite programming algorithm 6.0),” *Optimization Methods and Software*, vol. 18, no. 4, pp. 491–505, 2003.
- [48] L. Tunçel, “Potential reduction and primal-dual methods,” in *Handbook of semidefinite programming*. Springer, 2000, pp. 235–265.
- [49] M. Jansson, “Subspace identification and arx modeling,” in *Proceedings of the 13th IFAC SYSID Symposium*, 2003, pp. 1625–1630.
- [50] J.-B. Lasserre and V. Magron, “Optimal data fitting: A moment approach,” *SIAM Journal on Optimization*, vol. 28, no. 4, pp. 3127–3144, 2018.

- [51] P. J. Harrison, “Convergence and the constant dynamic linear model,” *Journal of Forecasting*, vol. 16, no. 5, pp. 287–292, 1997.

A Linear Dynamic Systems

The basic idea of state space model is that an unseen state process $\{\phi_t\}_{t \in \mathbb{N}}$ follows a Markov model, so the distribution of ϕ_t depends only on ϕ_{t-1} . There is an observable process $\{Y_t\}_{t \in \mathbb{N}^+}$ such that Y_t depends only on ϕ_t . It is known as the observation process. Hence, the general state space model has the form in (16)-(17). Initially, we assume ϕ_t and Y_t are $n \times 1$ and $m \times 1$ matrices.

$$\phi_t \sim \mathcal{G}(\phi_t \mid \phi_{t-1}) \quad (16)$$

$$Y_t \sim \mathcal{F}(Y_t \mid \phi_t), \quad (17)$$

for $t \in \mathbb{N}^+$, where $\mathcal{G}(\phi_t \mid \phi_{t-1})$ is the model dynamic which determines the evolution of $\{\phi_t\}$ and $\mathcal{F}(Y_t \mid \phi_t)$ determines the observation process in terms of ϕ_t . Note that $\mathcal{G}(\phi_t \mid \phi_{t-1})$ and $\mathcal{F}(Y_t \mid \phi_t)$ might vary with time t .

In linear Gaussian state space model, the state process (16) employs an order one, n -dimensional vector autoregression as the state equation.

$$\phi_t = G_t \phi_{t-1} + \omega_t, \quad \omega_t \sim \mathcal{N}_n(0, W) \quad (18)$$

for $t \in \mathbb{N}^+$, where $G_t \in \mathbb{R}^{n \times n}$ is the state transition matrix which defines the system dynamics, and the process-noise term $\omega_t \in \mathbb{R}^{n \times 1}$ is a random variable from a normal distribution with mean 0 and covariance W for $t \in \mathbb{N}^+$. We assume the process starts with a normal vector ϕ_0 , such that $\phi_0 \sim \mathcal{N}(m_0, C_0)$.

We observe Y_t by a linear transformed version of ϕ_t with an additive observation noise ν_t , i.e.,

$$Y_t = F'_t \phi_t + \nu_t, \quad \nu_t \sim \mathcal{N}_m(0, \nu) \quad (19)$$

for $t \in \mathbb{N}^+$, where $Y_t \in \mathbb{R}^{m \times 1}$ is the observation at time t and $F_t \in \mathbb{R}^{n \times m}$ is the observation direction. Similarly, the observation-noise term $\nu_t \in \mathbb{R}^{m \times 1}$ is defined to be a mean 0 and covariance ν normally distribution random variable.

For simplicity, we assume that ϕ_0 , $\{\omega_t\}$ and $\{\nu_t\}$ are uncorrelated. Also, G_t and F'_t for $t \in \mathbb{N}^+$ are assumed to be not changing over time, so they will be replaced by G and F' in the following text.

Let $m = 1$ and define a linear system $L = (G, F, v, W)$ as in the literature [5] and hence, Y_t is a scalar observation. Therefore, the linear system L has the form that for $t \in \mathbb{N}^+$,

$$\phi_t = G \phi_{t-1} + \omega_t, \quad \omega_t \stackrel{i.i.d}{\sim} \mathcal{N}_{n \times 1}(0, W) \quad (20)$$

$$Y_t = F' \phi_t + \nu_t, \quad \nu_t \stackrel{i.i.d}{\sim} \mathcal{N}_{1 \times 1}(0, \nu) \quad (21)$$

B Recursive Update Equations of Kalman Filters

For linear system defined in (20) and (21), the model dynamic and the state observation are linear while The “noise” sequences in the system dynamic and

observations, as well as the initial condition are Gaussian. Hence, the filtering density $P(\phi_t | Y_0, \dots, Y_t)$ is Gaussian with mean m_t and covariance C_t such that

$$m_t = \mathbb{E}(\phi_t | Y_{1:t}), \quad (22)$$

$$C_t = \text{Var}(\phi_t | Y_{1:t}), \quad (23)$$

where the term $Y_{1:t}$ denotes Y_1, \dots, Y_t .

Hence, given observations $Y_{1:t}$, the distribution of ϕ_t can be written as

$$\phi_t | Y_{1:t} \sim \mathcal{N}(m_t, C_t) \quad (24)$$

The prediction of ϕ_t is determined by (20) and $\omega_t, t \in \mathbb{N}^+$ is independent. Given the observations from 1 to $t-1$, the predicted ϕ_t has a Gaussian distribution with mean a_t and covariance R_t such that

$$\begin{aligned} a_t &= \mathbb{E}(\phi_t | Y_{1:t-1}) \\ &= \mathbb{E}(G\phi_{t-1} | Y_{1:t-1}) + \mathbb{E}(\omega_t | Y_{1:t-1}) \\ &= Gm_{t-1} \end{aligned}$$

Similarly, since $\omega_t \stackrel{i.i.d}{\sim} \mathcal{N}_{n \times 1}(0, W)$, we have

$$\begin{aligned} R_t &= \mathbb{E}((\phi_t - a_t)(\phi_t - a_t)' | Y_{1:t-1}) \\ &= \mathbb{E}(G(\phi_{t-1} - m_{t-1})(\phi_{t-1} - m_{t-1})'G' | Y_{1:t-1}) \\ &\quad + \mathbb{E}(\omega_t(\phi_{t-1} - m_{t-1})'G' | Y_{1:t-1}) \\ &\quad + \mathbb{E}(G(\phi_{t-1} - m_{t-1})\omega_t' | Y_{1:t-1}) \\ &\quad + \mathbb{E}(\omega_t\omega_t' | Y_{1:t-1}) \\ &= G\mathbb{E}((\phi_{t-1} - m_{t-1})(\phi_{t-1} - m_{t-1})' | Y_{1:t-1})G' + W \\ &= GC_{t-1}G' + W \end{aligned}$$

Hence, given observations $Y_{1:t-1}$, the distribution of ϕ_t can be written as

$$\phi_t | Y_{1:t-1} \sim \mathcal{N}(a_t, R_t) \quad (25)$$

Since Y_t only depends on ϕ_t and the observation process is decided by (21), it is intuitively straightforward that given ϕ_t , the observation Y_t follows a Gaussian distribution such that

$$Y_t | \phi_t \sim \mathcal{N}(F'\phi_t, v) \quad (26)$$

Further, we can obtain the joint distribution of Y_t and ϕ_k , given $Y_{1:t-1}$

$$\begin{aligned} P(Y_t, \phi_t | Y_{1:t-1}) &= P(Y_t | \phi_t, Y_{1:t-1})P(\phi_t | Y_{1:t-1}) \\ &= P(Y_t | \phi_t)P(\phi_t | Y_{1:t-1}) \end{aligned}$$

From equations (25) and (26), we have already know the densities $P(Y_t|\phi_t)$ and $P(\phi_t | Y_{1:t-1})$. Using the theorms for joint distribution of Gaussian variable, we can write down a more detailed joint distribution of Y_t and ϕ_t , given $Y_{1:t-1}$, by substituting for the distributions of $Y_t | \phi_t$ and $\phi_t | Y_{1:t-1}$.

$$\begin{pmatrix} \phi_t \\ Y_t \end{pmatrix} \bigg| Y_{1:t-1} \sim \mathcal{N} \left(\begin{pmatrix} a_t & R_t & R_t F \\ F' a_t & F' R_t & F' R_t F + \nu \end{pmatrix} \right) \quad (27)$$

From (27), the marginal distribution of $Y_t | Y_{1:t-1}$ is also a Gaussian distribution with mean f_t and covariance Q_t such that

$$f_t = F' a_t, \quad Q_t = F' R_t F + \nu \quad (28)$$

Hence, given observations $Y_{1:t-1}$, the distribution of Y_t can be written as

$$Y_t | Y_{1:t-1} \sim \mathcal{N}(f_t, Q_t) \quad (29)$$

Further, from (27), we can deduce the expressions of the conditional distribution of $\phi_t | Y_t | Y_{1:t-1}$ (i.e., $\phi_t | Y_{1:t}$). Note that we have defined the mean m_t and covariance C_t of $\phi_t | Y_{1:t}$ in (24). Hence m_t and C_t can be expressed in terms of other parameters and observations.

$$m_t = a_t + R_t F (F' R_t F + \nu)^{-1} (Y_t - F' a_t) \quad (30)$$

$$C_t = R_t - R_t F (F' R_t F + \nu)^{-1} F' R_t \quad (31)$$

Let $A_t = R_t F Q_t^{-1}$, then m_t and C_t can be rearranged as

$$\begin{aligned} m_t &= a_t + R_t F (F' R_t F + \nu)^{-1} (Y_t - F' a_t) \\ &= a_t + R_t F Q_t^{-1} (Y_t - f_t) \\ &= a_t + A_t (Y_t - f_t) \\ &= A_t Y_t + a_t - A_t F' a_t \\ &= A_t Y_t + (I - A_t F') a_t \end{aligned}$$

$$\begin{aligned} C_t &= R_t - R_t F (F' R_t F + \nu)^{-1} F' R_t \\ &= (I - R_t F (F' R_t F + \nu)^{-1} F') R_t \\ &= (I - A_t F') R_t \end{aligned}$$

Gather those definitions of a_t , R_t , f_t , Q_t , m_t and C_t , we obtain the following recursive update equations of Kalman filter. Note that the Kalman filter equations are often divided into prediction and update steps as follows.

1. Prediction step:

$$\begin{aligned} m_t &= a_t + A_t (Y_t - f_t) = A_t Y_t + (I - F \otimes A_t) a_t \\ C_t &= (I - A_t F') R_t \end{aligned}$$

2. Update step:

$$\begin{aligned} a_t &= Gm_{t-1} \\ R_t &= GC_{t-1}G' + W \\ Q_t &= F'R_tF + \nu \\ A_t &= R_tFQ_t^{-1} \end{aligned}$$

where the matrix of $x \otimes y$ is given by the outer product yx' , $x, y \in \mathbb{R}^{n \times 1}$.

C Non-commutative Polynomial optimization

Considering that our approach utilizes non-commutative polynomial programming (NCPOP) for the first time in Machine Learning, as far as we know, this section gives a brief introduction to non-commutative polynomial optimization, to make our presentation self-contained. Notice that this section is based on the content of [13] and should not be misconstrued as original material.

A standard polynomial optimization problem with scalar (commutative) variables has the form:

$$\begin{aligned} \min_{x \in \mathbb{R}^n} \quad & p(x) \\ \text{s.t.} \quad & q_i(x) \geq 0, i = 1, \dots, m \end{aligned} \tag{32}$$

where $p(x)$ and $q_i(x)$ are polynomials in variables $x \in \mathbb{R}^n$. The variable x which also be a matrix or an operator. If the variable x is considered to be non-commutative, one can see it as bounded operators $X = (X_1, \dots, X_n)$ on a Hilbert space \mathcal{H} whose dimension is not fixed [13]. Another property of non-commutative variables is that $X_i X_j \neq X_j X_i$, for $i, j \leq n$ and $i \neq j$.

Substituting x with operator X , we can write down the non-commutative version of the commutative problem with a normalized vector ϕ from \mathcal{H} , i.e., $\|\phi\|^2 = 1$:

$$\begin{aligned} P : \quad & p^* = \min_{(H, X, \phi)} \langle \phi, p(X)\phi \rangle \\ & \text{s.t.} \quad q_i(X) \succcurlyeq 0, i = 1, \dots, m, \\ & \langle \phi, \phi \rangle = 1, \end{aligned} \tag{33}$$

where $\langle \cdot, \cdot \rangle$ is the inner product and $q_i(x) \succcurlyeq 0$ denotes that the operator $q_i(X)$ is positive semi-definite. We hence seek the global minimum (H^*, X^*, ϕ^*) that satisfies the constraints and wherein the operators X^* and the normalized vector ϕ^* are on the Hilbert space \mathcal{H}^* .

C.1 Notation and Definitions

C.1.1 Monomials

[13] introduce the \dagger -algebra that can be viewed as conjugate transpose. There, for each X_i in X , there is a corresponding X_i^\dagger . For simplicity, we will view

the $2n$ operators X_1, \dots, X_n and $X_1^\dagger, \dots, X_n^\dagger$ as $X_1, \dots, X_n, X_{n+1}, \dots, X_{2n}$ by substituting X_i^\dagger by X_{n+i} for $i = 1, \dots, n$. Let $[X, X^\dagger]$ denotes these $2n$ operators.

A monomial $\omega(X)$ is defined to be a product of powers of variables from $[X, X^\dagger]$. The empty monomial is 1. Since X is non-commutative, two monomials with same variables but different order of variables are regarded as different monomials. Also, for monomials, we have $\omega^\dagger = \omega_1^\dagger \omega_2^\dagger \dots \omega_k^\dagger$ when $\omega = \omega_1 \omega_2 \dots \omega_k$.

The degree of a monomial, denoted by $|\omega|$, refers to the sum of the exponents of all operators in the monomial ω . Let \mathcal{W}_d denote the collection of all monomials whose degrees $|\omega|$ are less than or equal to d and notice that the magnitude of \mathcal{W}_d is larger than in the case of commutative variables.

Moreover, a polynomial p or $p(X)$ of degree d is defined to be a linear combination of monomials $\omega \in \mathcal{W}_d$ with the coefficients p_ω s in the field of real or complex numbers. Hence, \mathcal{W}_d can also be understood as the monomial basis for polynomials of degree d .

For instance, if $X = [X_1, X_2]$, \mathcal{W}_2 includes X_1, X_2, X_1X_2 and X_2X_1 . If there are monomials $\omega_1 = X_1, \omega_2 = X_1^2X_2$ and $\omega_3 = X_2X_1^2$. The degrees are 1, 3, and 3, respectively, and $\omega_2 \neq \omega_3$ but $\omega_2^\dagger = \omega_3$. If there is a polynomial $f = X_1 - X_1^2X_2$, it has the degree of 3 and $f^\dagger = X_1 - X_2X_1^2$.

Looking back to the problem (2), if we assume that the degree of $p(X)$ and $q_i(X)$ to be $\deg(p)$ and $\deg(q_i)$ respectively, then those non-commutative polynomials can be written as:

$$p(X) = \sum_{|\omega| \leq \deg(p)} p_\omega \omega, \quad q_i(X) = \sum_{|\mu| \leq \deg(q_i)} q_{i,\mu} \mu, \quad (34)$$

where $i = 1, \dots, m$.

C.1.2 Moments

Under Assumption 1, [13] define the moments on field \mathbb{R} or \mathbb{C} , with a feasible solution (H, X, ϕ) of problem (2):

$$y_\omega = \langle \phi, \omega(X) \phi \rangle, \quad (35)$$

for all $\omega \in \mathcal{W}_\infty$ and $y_1 = \langle \phi, \phi \rangle = 1$.

Given a degree k , those moments whose degree are less or equal to k form a sequence of $y = (y_\omega)_{|\omega| \leq 2k}$.

C.1.3 Moment Matrices

With a finite set of moments y of degree k , [13] define a corresponding order- k moment matrix $M_k(y)$ whose entries have the form:

$$M_k(y)(\nu, \omega) = y_{\nu^\dagger \omega} = \langle \phi, \nu^\dagger(X) \omega(X) \phi \rangle, \quad (36)$$

for any $|\nu|, |\omega| \leq k$.

With the finite set of moments y of degree k , [13] define a localizing matrix $M_{k-d_i}(q_i y)$ whose entries are given by:

$$M_{k-d_i}(q_i y)(\nu, \omega) = \sum_{|\mu| \leq \deg(q_i)} q_{i,\mu} y_{\nu^\dagger \mu \omega} \quad (37)$$

$$= \sum_{|\mu| \leq \deg(q_i)} q_{i,\mu} \langle \phi, \nu^\dagger(X) \mu(X) \omega(X) \phi \rangle, \quad (38)$$

for any $|\nu|, |\omega| \leq k - d_i$, where $d_i = \lceil \deg(q_i)/2 \rceil$. The upper bounds of $|\nu|$ and $|\omega|$ are lower than that of moment matrix because $y_{\nu^\dagger \mu \omega}$ is only defined on $\nu^\dagger \mu \omega \in \mathcal{W}_{2k}$ while $\mu \in \mathcal{W}_{\deg(q_i)}$.

C.2 A Hierarchy of SDP Relaxations

If there is a feasible solution (H, X, ϕ) of problem (2), we can consider an order- k SDP relaxation of the non-commutative polynomial optimization problem (2) for any order k such that $2k \geq \max\{\deg(p), \deg(q_i)\}$. Note that $\deg(p)$ and $\deg(q_i)$ denote the degree of $p(X)$ and $q_i(X)$ for $i = 1, \dots, m$. Other authors may call the order k the relaxation level or degree.

C.2.1 The Objective

Considering a linear expansion of $p(X)$ in (34) and the definition of moments in (35), the objective $p(X)$ can be replaced with:

$$\begin{aligned} \langle \phi, p(X) \phi \rangle &= \langle \phi, \sum_{|\omega| \leq \deg(p)} p_\omega \omega(X) \phi \rangle \\ &= \sum_{|\omega| \leq \deg(p)} p_\omega \langle \phi, \omega(X) \phi \rangle \\ &= \sum_{|\omega| \leq \deg(p)} p_\omega y_\omega \end{aligned}$$

C.2.2 The Constraints

The Positivity of $M_k(y)$: After introducing new variables $y = (y_\omega)_{|\omega| \leq 2k}$ into the SDP relaxation, we need to constrain y . Notice that within the sequence of moments $y = (y_\omega)_{|\omega| \leq 2k}$, y_ω are not independent. Hence, there should be constraints:

$$y_{\nu^\dagger \omega} = \langle \phi, \nu^\dagger(X) \omega(X) \phi \rangle, \quad (39)$$

for all $\nu^\dagger \omega \in \mathcal{W}_{2k}$.

Such constraints can be relaxed to the moment matrix $M_k(y)$ being positive semi-definite (PSD). In particular, for any vector $z \in \mathbb{R}^{|\mathcal{W}_k|}$ or $z \in \mathbb{C}^{|\mathcal{W}_k|}$, [13]

show that:

$$\begin{aligned}
z^\dagger M_k(y) z &= \sum_{|\nu| \leq k} \sum_{|\omega| \leq k} z_\nu^\dagger M_k(y)(\nu, \omega) z_\omega \\
&= \sum_{|\nu| \leq k} \sum_{|\omega| \leq k} z_\nu^\dagger y_{\nu^\dagger \omega} z_\omega \\
&= \sum_{|\nu| \leq k} \sum_{|\omega| \leq k} z_\nu^\dagger \langle \phi, \nu^\dagger(X) \omega(X) \phi \rangle z_\omega \\
&= \langle \phi, \sum_{|\nu| \leq k} z_\nu^\dagger \nu^\dagger(X) \sum_{|\omega| \leq k} z_\omega \omega(X) \phi \rangle \\
&= \langle \phi, \left(\sum_{|\omega| \leq k} z_\omega \omega(X) \right)^\dagger \sum_{|\omega| \leq k} z_\omega \omega(X) \phi \rangle \\
&\geq 0
\end{aligned}$$

Hence, when the constraints (39) are satisfied, $M_k(y)$ is positive semi-definite. Thus $M_k(y) \succcurlyeq 0$ can be regarded as a relaxed constraint.

The Positivity of $M_{k-\lceil d_i/2 \rceil}(y)$: The constraints $q_i(X) \succcurlyeq 0, \forall i = 1, \dots, m$ can also be relaxed by imposing the localizing matrix $M_{k-d_i}(q_i y)$ to be positive semi-definite, where $d_i = \lceil \deg(q_i)/2 \rceil$. For any vector $z \in \mathbb{R}^{|\mathcal{W}_k|}$ or $z \in \mathbb{C}^{|\mathcal{W}_k|}$, [13] show that:

$$\begin{aligned}
&z^\dagger M_{k-d_i}(q_i y) z \\
&= \sum_{|\nu| \leq k-d_i} \sum_{|\omega| \leq k-d_i} z_\nu^\dagger M_{k-d_i}(q_i y)(\nu, \omega) z_\omega \\
&= \sum_{|\nu| \leq k-d_i} \sum_{|\omega| \leq k-d_i} z_\nu^\dagger \left(\sum_{|\mu| \leq \deg(q_i)} q_{i,\mu} y_{\nu^\dagger \mu} \omega \right) z_\omega \\
&= \langle \phi, \left(\sum_{|\omega| \leq k} z_\omega \omega(X) \right)^\dagger q_i(X) \sum_{|\omega| \leq k} z_\omega \omega(X) \phi \rangle \geq 0
\end{aligned}$$

Hence, when the constraints $q_i(X) \succcurlyeq 0, \forall i = 1, \dots, m$ are satisfied, $M_{k-d_i}(q_i y)$ is positive semi-definite. Thus $M_{k-d_i}(q_i y) \succcurlyeq 0, \forall i = 1, \dots, m$ can be regarded as relaxed constraints.

C.2.3 The SDP Relaxation

Subsequently, the SDP relaxation of the non-commutative polynomial optimization problem reads:

$$\begin{aligned}
 p_k = & \min_{y = (y_\omega)_{|\omega| \leq 2k}} \sum_{|\omega| \leq d} p_\omega y_\omega \\
 R_k : & \quad \text{s.t.} \quad M_k(X) \succcurlyeq 0, \\
 & \quad M_{k-d_i}(q_i X) \succcurlyeq 0, \\
 & \quad y_1 = 1, \\
 & \quad \langle \phi, \phi \rangle = 1,
 \end{aligned} \tag{40}$$

where $i = 1, \dots, m$. Note that given a feasible solution of problem P in (2), and for any k subjecting to $2k \geq \{d, \deg(q_i)\}$, the sequence y corresponding to the feasible solution is also feasible for problem R_k in (40). Therefore, problem R_k is a relaxation of problem P [13].

Moreover, R_k is a relaxation of R_{k+1} because the moments y_ω for $2k < |\omega| \leq 2(k+1)$ are not included in R_k but in R_{k+1} . Further, if Archimedean assumption is satisfied, $\lim_{k \rightarrow \infty} p^k = p^*$ [13]. Also, when the rank of moment matrix $M_k(y)$ equals to the rank of $M_{k-d}(y)$, where d is the highest degree of constraints and $d \geq 1$, the global optimum has been reached [13] and optimal solution \mathcal{H}^* of the original problem (2) has the dimension of the rank of $M_k(y)$ [13].

D Proof of Theorem 2

Putting together the material of the previous Appendix, we can Theorem 2:

Proof. First, we need to show the existence of a sequence of convex optimization problems, whose objective function approaches the optimum of the non-commutative polynomial optimization problem. As explained in Section 2.2 above, [13] shows that, indeed, there are natural semidefinite programming problems, which satisfy this property. In particular, the existence and convergence of the sequence is shown by Theorem 1 of [13], which requires Assumption 1. Second, we need to show that the extraction of the minimizer from the SDP relaxation of order $k(\epsilon)$ in the series is possible. There, one utilizes the Gelfand–Naimark–Segal (GNS) construction [33, 34], as explained in Section 2.2 of [35]. \square

E Additional Results

E.1 Details of the Empirical Comparison

For better clarity of presentation, the experiment in Figure 3 has been performed again with the same experimental set-up and the results are displayed in Figure 6 as four box-plots. Each box-plot shows the nrmse fitness values of one method

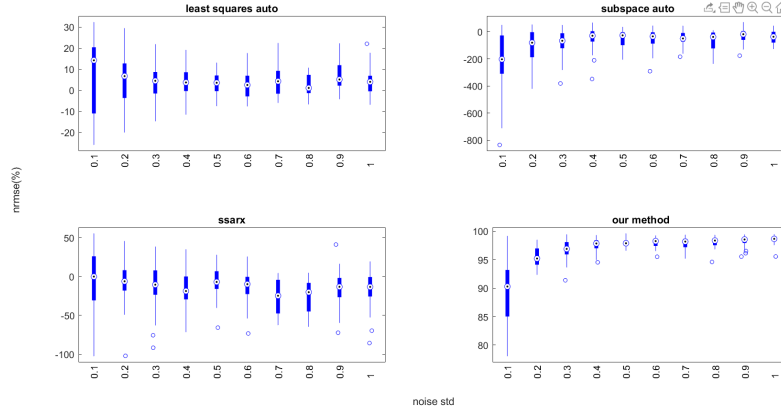


Figure 6: Details of the performance of three other methods and our method used for comparison of Figure 4, in the same experimental set-up.

at varying standard deviation of both process noise and observation noise (“noise std”) from 0.1 to 1.0 and each box inside indicates the first quartile, mean and the third quartile of 30 nrmse values with the outliers marked by “o” symbols.

The nrmse values of our method fall between 80% and 100% while increase swiftly to more than 90% when noise std gets higher than 0.1. Relatively speaking, “least squares auto” is also a reasonable method and we do compare our method against it in the following experiment on stock-market data.

F Three Models

In Section 2.3, we have seen the standard derivation of Kalman filtering. Let us now develop a corresponding non-commutative optimization formulation of the proper learning of linear dynamical systems.

Using prediction equations in Figure ?? without the remainder term, we can forecast the value of Y_t given the actual output of Y_1, \dots, Y_{t-1} . Then, forecast error ϵ_t compares the output of prediction equations with the actual output:

$$\epsilon_t := Y_t - f_t, \quad t \geq s + 2 \quad (41)$$

With the least-squares method, the most accurate prediction can be a sequence of $f_t, t \geq s + 2$ that minimizes the sum of the squares of forecast errors. Hence, our objective is

$$\min_{f_t, t \geq s+2} \sum_{t \geq s+2} (Y_t - f_t)^2 \quad (42)$$

Using the definitions of $f_t, t \geq s + 2$ given in Figure ??, we can construct several models sharing the same objective (42).

F.1 General Formulation

The general formulation utilizes matrices from the recursive update equations directly. The input are $Y_t, t \geq 1$, i.e., the time series of the actual measurements, of a time-window thereof. The decision variables are necessarily $G, F', W, \nu; f_t, t \geq s + 2$. For clarity of the presentation, we also introduce auxiliary variables $R_t, Q_t, A_t, Z_t, X_t, t \geq 1; C_t, t \geq 0$. The constraints for $t \geq s + 1$ read:

$$f_{t+1} = F'GA_tY_t + F' \sum_{j=0}^{s-1} \left[\left(\prod_{i=0}^j Z_{t-i} \right) GA_{t-j-1}Y_{t-j-1} \right] \quad (43)$$

and then for $t \geq 1$:

$$R_t = GC_{t-1}G' + W, \quad (44)$$

$$Q_t = F'R_tF + \nu \quad (45)$$

$$A_t = R_tF X_t \quad (46)$$

$$X_t Q_t = I \quad (47)$$

$$C_t = R_t - A_t Q_t A_t' \quad (48)$$

$$Z_t = G(I - A_t F') \quad (49)$$

Notice that constraints (46) and (47) implement $A_t = R_tFQ_t^{-1}, t \geq 1$. We minimize the objective (42) over the feasible set (43–49) defined by the constraints.

F.2 A Formulation Considering Convergence

In the general formulation above, some auxiliary decision variables (e.g., Q_t, A_t, Z_t for $t \geq 1$) can be substituted either using the equality constraints decision variables or, under further assumptions, input.

Let us consider substitutions involving $Q_t, t \geq 1$ first, assuming convergence [51]. That is: if the linear system L is observable, after a certain warm-up period, the variables R_t, A_t, Z_t, X_t and C_t converge to R, A, Z, X, C respectively.

In that case, the general formulation can be simplified as follows: The decision variables include $G, F', W, \nu; f_t, t \geq s + 2$ and auxiliary variables R, A, Z, X, C . The constraints read:

$$f_{t+1} = F'GAY_t + F' \sum_{j=0}^{s-1} (Z^{j+1}GAY_{t-j-1}), t \geq s + 1 \quad (50)$$

$$R = GC'G' + W \quad (51)$$

$$C = R - AF'R \quad (52)$$

$$A = RFX \quad (53)$$

$$I = X(F'RF + \nu) \quad (54)$$

$$Z = G(I - AF') \quad (55)$$

Notice that constraints (53) and (54) implement $A = RF(F'RF + \nu)^{-1}$. Overall, we again minimize the objective (42) over the feasible set (50–55) defined by the constraints.

F.3 A Formulation with an Explicit Decision Variable for Noise

Finally, one can model the state evolution directly, without considering the recursive update equations. In this model, m_t represents the estimated state while ω_t and ν_t denote the process noise and observation noise at time t respectively. Since the observation noise is normally distributed with mean zero by assumption, we would expect a sum of ν_t over t to be close to 0, for sufficiently large number of summands. Therefore, if we add the sum of the squares of ν_t to the objective with a sufficiently large multiplier λ and minimize the resulting objective, we should reach a feasible solution with the observation noise ν_t being close to zero.

Overall, such a formulation has the following form: The input are $Y_t, t \geq 1$, i.e., the time series of the actual measurements, of a time-window thereof, and a multiplier B . Decision variables are $G, F'; f_t, \omega_t, \nu_t, t \geq 1; m_t, t \geq 0$. We minimize the objective function.

$$\min \sum_{t \geq 1} (Y_t - f_t)^2 + B \sum_{t \geq 1} \nu_t^2 \quad (56)$$

over the feasible set given by constraints for $t \geq 1$:

$$m_t = Gm_{t-1} + \omega_t \quad (57)$$

$$f_t = F'm_t + \nu_t. \quad (58)$$

We stress that these three formulations are not equivalent. Notably, the formulation (56 s.t. 13–14) is obtained from the general formulation (42 s.t. 43–49) by a number of non-trivial simplifications.

When the observations are scalar, the corresponding forecast f_t and the observation-noise ν_t are scalars as well, without any loss of generality. The equality constraints (13)–(14) in the formulation of Section F.3 can be replaced by pairs of inequality constraints, again without a loss of generality, but possibly with some loss of regularity in the relaxations (e.g., LICQ). In order to decrease the size of the monomial basis, we can assume the operators are Hermitian, and consider only a time window \mathcal{T} , defined as $\{t \in \mathcal{R} : 1 \leq t \leq T\}$, for some length T of the time window. These final simplifications are *not* without some loss of generality, though. Altogether, we can write down a variant of the noise-free formulation as (59) in Figure 7.

$$\begin{aligned}
\min \quad & \left\langle \phi, \sum_{t \in \mathcal{T}} (Y_t - f_t)^2 + \lambda \sum_{t \in \mathcal{T}} \nu_t^2 \phi \right\rangle \\
\text{s.t.} \quad & f_t - F' m_t - \nu_t \succeq 0, t \in \mathcal{T}, \\
& -f_t + F' m_t + \nu_t \succeq 0, t \in \mathcal{T}, \\
& m_t - G m_{t-1} - \omega_t \succeq 0, t \in \mathcal{T}, \\
& -m_t + G m_{t-1} + \omega_t \succeq 0, t \in \mathcal{T}, \\
& \langle \phi, \phi \rangle = 1,
\end{aligned} \tag{59}$$

Figure 7: The NCPOP considering a time window \mathcal{T} , whose SDP relaxations are solved in the numerical illustrations.