

Fairness-Aware Hybrid Precoding for mmWave NOMA Unicast/Multicast Transmissions in Industrial IoT

Luis F. Abanto-Leon, and Gek Hong (Allyson) Sim

Secure Mobile Networking (SEEMOO) Lab, Technische Universität Darmstadt, Germany
{labanto, asim}@seemoo.tu-darmstadt.de

Abstract—This paper investigates dual-layer non-orthogonally superimposed transmissions for industrial internet of things (IoT) millimeter-wave communications. Essentially, the overlayer is a multicast signal devised to serve all the devices in coverage with a common message, i.e., critical control packet. The underlayer is a composite signal that consists of private unicast messages. Due to safety implications, it is critical that all devices can decode the multicast information. To ensure this requirement, we jointly optimize the *hybrid precoder*, *analog combiners*, *power allocation*, and *fairness*. Specifically, we incorporate a power splitting constraint between the two overlaid signals and enforce supplementary per-device constraints to guarantee multicast fairness. Performance is evaluated in terms of the spectral efficiency, multicast fairness, and bit error rate, thus corroborating the feasibility of our proposed scheme.

Index Terms—fairness, hybrid precoding, unicast, multicast, non-orthogonal multiple access, industrial IoT, mmWave.

I. INTRODUCTION

In factories, multiple industrial devices (e.g., sensors, actuators, programmable logic devices, robotic arms) are inherently hyper-connected via hard-wiring to ensure redundancy, safety and precise coordination among the different phases of a manufacturing process. Nevertheless, wired connections hinder extensive automation deployment and constrain the mechanics of robotics. Considering the rapid densification of industrial devices, wired connections become less appealing for factories of the future (i.e., Industry 4.0). Thus, wireless information transmission is a viable alternative for these environments. However, guaranteeing high-performance in terms of fairness, spectral efficiency and reliability is a challenging task.

A. Background and Motivation

Recent studies emphasize the importance of integrating non-orthogonal multiple access (NOMA) with the next-generation wireless technologies, e.g., massive multiple-input multiple-output (MIMO) and millimeter-wave (mmWave) [1], [2]. Given that NOMA can concurrently serve multiple users within the same time-frequency resource (e.g., [3], [4]), this integration aids to fulfill the expected throughput demands in next-generation networks while enabling simultaneous co-existence of heterogeneous connectivities. Owing to recent progress in mmWave technology, the mmWave spectrum is regarded as a plausible candidate to replace wires in industrial sectors. As a matter of fact, a measurement campaign conducted in an industrial environment reported that mmWave communication is feasible in such environments [5]. Furthermore, mmWave spectrum does not only provide high data

rates (due to wide-band availability) but also characterizes for requiring antennas with a small footprint that can be easily embedded onto industrial devices and machinery.

Due to high fabrication costs, hardware complexity and power consumption, mmWave fully-digital precoders are unaffordable. In contrast, more power-efficient hybrid (digital-analog) precoders have emerged as a functional solution, where a high-dimensional analog precoder (consisting of a low-cost phase shifts network) is connected in cascade with a low-dimensional digital precoder [6]. Essentially, mmWave communications has become a tangible technology due to advancements in hybrid architectures.

In this paper, we foresee an industrial scenario where gNodeBs transmit common multicast control beacons with superlative importance (i.e., critical safety packets, coordination messages) alongside less relevant private unicast information to each device. To this aim, we propose the integration of NOMA, massive MIMO and mmWave. Specifically, NOMA is harnessed to transmit two overlaid signals (i.e., multicast and unicast) with different priorities. Further, mmWave provides wide-band spectrum that is efficiently exploited by massive MIMO. Thus, this integration can be leveraged to serve numerous industrial devices with a variety of data rate requirements while improving the spectral efficiency of the system.

B. Related Work

NOMA is a comprehensive class of multiple-access technologies capable of enhancing the spectrum utilization by means of superposing multiple signals [7] within the same time-frequency resource (e.g., LDM [8], MUST [3], SCMA [4]). Although promising, the deployment of NOMA in practical systems has been consistently neglected due to the implementation complexity for successive interference cancellation (SIC). Nevertheless, due to novel advancements in signal processing and silicon technology, NOMA has reemerged in digital terrestrial television (e.g., [8]) and wireless mobile communications (e.g., [3], [4]) as a feasible recourse to meet the ever-increasing data rate demands. For instance, [9] investigates superposed broadcast/unicast signals for single-frequency networks. Energy efficiency is studied in [10], where a base station with hybrid precoder conveys information to single-antenna receivers clustered in pairs, such that every beam serves two users simultaneously. In [11] dual-layer broadcast/unicast transmissions with quality of service constraints (QoS) is researched, considering a system with

fully-digital precoders and multiple single-antenna receivers. The authors in [12] investigate the design of overlaid unicast and multicast precoders with the aim of maximizing the sum-capacity in a scenario consisting of a hybrid transmitter and several multi-antenna users. In [13], simultaneous broadcast/unicast with fully-digital transmitters and backhaul capacity constraints is investigated. In [14], a similar idea to that described in [11] is proposed, where multiple data layers are superposed. While the multicast/unicast data streams are originated independently in [11], in [15] the resulting private data streams are obtained via joint encoding of the original unicast information. Through this procedure, unicast inter-user interference (IUI) can be partially decoded and removed at each receiver, thus further boosting the spectral efficiency.

Although mentioned in a few prior works, transmit power splitting among unicast and multicast signals is not considered in the formulations. For instance, in [11], explicit unicast and multicast QoS inequality constraints were imposed, thus removing the necessity of designing the power sharing between the two signals. In [12], this aspect was not considered, causing undesirable power allocation and information irrecoverability at the receivers. On the other hand, multicast fairness at each receiver has neither been researched in this type of system.

C. Our Contributions

To the best of our knowledge, *we are the first to prioritize the multicast signal (over unicast) in dual-layer multicast/unicast transmissions by means of a power-splitting mechanism while guaranteeing multicast fairness at each receiver.* These features are highly relevant for industrial IoT wireless networks to ensure successful decoding of the beacon control signals. Specifically, we consider power splitting to allow the multicast signal to be received with higher power (than the aggregate unicast signal) to ensure SIC operation. Also, to guarantee ubiquitous multicast service (i.e., delivery of critical control packets), we incorporate fairness constraints that guarantee decodability of the multicast information at each receiver, thus promoting reliability. In our design, we consider a hybrid precoder at the transmitter and analog combiners at each receiver. We propose two solutions for the problem described. Our first scheme, PLDM-1, designs independently the multicast precoder from the unicast precoders. In the second approach, PLDM-2, the multicast precoder is obtained as a conic combination of the unicast precoding vectors.

II. SYSTEM MODEL

We assume a mmWave system, where a gNodeB serves K devices in the downlink. The transmitted signal consists of two non-orthogonal layers that overlap with different power levels¹. The *primary layer* is a multicast signal that transports a shared high-priority packet intended for all the devices in coverage. The *secondary layer* is a composite signal that contains multiple unicast messages, each intended for a distinct

device. The gNodeB is equipped with N_{tx} transmit antennas and $N_{\text{tx}}^{\text{RF}} \leq N_{\text{tx}}$ radio frequency (RF) chains. Each receiver possesses a single RF chain with N_{rx} antennas, which enables analog receive beamforming. In addition, without loss of generality, we assume that $N_{\text{tx}}^{\text{RF}} = K$. The downlink signal is represented by $\mathbf{x} = \mathbf{F}[\mathbf{B}|\mathbf{m}][\mathbf{s}|z]^T$, where $\mathbf{F} = [\mathbf{f}_1, \mathbf{f}_2, \dots, \mathbf{f}_K] \in \mathbb{C}^{N_{\text{tx}} \times K}$ is the analog precoder whereas $\mathbf{B} = [\mathbf{b}_1, \mathbf{b}_2, \dots, \mathbf{b}_K] \in \mathbb{C}^{K \times K}$ and $\mathbf{m} \in \mathbb{C}^{K \times 1}$ represent the unicast and multicast digital precoders, respectively. Also, $\mathbf{s} = [s_1, s_2, \dots, s_K]^T \in \mathbb{C}^{K \times 1}$ denotes the data symbols for the K devices and $z \in \mathbb{C}$ represents the common multicast symbol, with $\mathbb{E}\{\mathbf{s}\mathbf{s}^H\} = \mathbf{I}$ and $\mathbb{E}\{z^H z\} = 1$. Under the assumption of narrowband flat-fading, the signal received by the k -th device is given by

$$y_k = \underbrace{\mathbf{w}_k^H \mathbf{H}_k \mathbf{F} \mathbf{m} z}_{\text{common multicast signal}} + \underbrace{\mathbf{w}_k^H \mathbf{H}_k \mathbf{F} \mathbf{B} \mathbf{s}_k}_{\text{unicast signal for device } k} + \underbrace{\mathbf{w}_k^H \mathbf{H}_k \mathbf{F} \sum_{j \neq k} \mathbf{b}_j s_j}_{\text{interference at device } k} + \underbrace{\mathbf{w}_k^H \mathbf{n}_k}_{\text{noise}}, \quad (1)$$

where $\mathbf{w}_k \in \mathbb{C}^{N_{\text{rx}} \times 1}$ represents the analog combiner of the k -th device, $\mathbf{H}_k \in \mathbb{C}^{N_{\text{rx}} \times N_{\text{tx}}}$ denotes the downlink channel between the gNodeB and the k -th device, whereas $\mathbf{n}_k \sim \mathcal{CN}(0, \sigma^2 \mathbf{I})$ denotes additive white Gaussian noise. At each receiver, the multicast symbol is decoded first by treating the aggregate unicast signals as interference. Subsequently, the multicast signal is reconstructed and then subtracted from y_k (by employing the decoded multicast symbol and the channel \mathbf{H}_k). As a consequence, the remaining byproduct consists solely of unicast components and noise, from where each receiver k can decode its intended symbol s_k . Thus, the signal-to-interference-plus-noise ratio (SINR) of the multicast and unicast signals are respectively defined as

$$\tilde{\gamma}_k = \frac{|\mathbf{w}_k^H \mathbf{H}_k \mathbf{F} \mathbf{m}|^2}{\sum_j |\mathbf{w}_k^H \mathbf{H}_k \mathbf{F} \mathbf{b}_j|^2 + \sigma^2 \|\mathbf{w}_k\|_2^2} \quad (2)$$

$$\gamma_k = \frac{|\mathbf{w}_k^H \mathbf{H}_k \mathbf{F} \mathbf{b}_k|^2}{\sum_{j \neq k} |\mathbf{w}_k^H \mathbf{H}_k \mathbf{F} \mathbf{b}_j|^2 + \sigma^2 \|\mathbf{w}_k\|_2^2}. \quad (3)$$

III. PROBLEM FORMULATION

Aiming at maximizing the aggregate multicast and unicast spectral efficiency, the optimization problem is formulated as

$$\mathcal{P}: \max_{\substack{\{\mathbf{w}_k\}_{k=1}^K, \\ \{\mathbf{f}_k\}_{k=1}^K, \\ \{\mathbf{b}_k\}_{k=1}^K, \mathbf{m}, \Delta}} \sum_k \log_2(1 + \tilde{\gamma}_k) + \log_2(1 + \gamma_k) - C\Delta \quad (4a)$$

$$\text{s.t.} \quad |\tilde{\gamma}_k - \gamma_{\min}| \leq \Delta, \forall k \in \mathcal{K}, \quad (4b)$$

$$\tilde{\gamma}_1 \geq \tilde{\gamma}_2 \geq \dots \geq \tilde{\gamma}_K \geq \tilde{\gamma}_1, \quad (4c)$$

$$\|\mathbf{F} \mathbf{m}\|_2^2 / \sum_k \|\mathbf{F} \mathbf{b}_k\|_2^2 \geq \beta, \quad (4d)$$

$$\|\mathbf{F} \mathbf{m}\|_2^2 + \sum_k \|\mathbf{F} \mathbf{b}_k\|_2^2 \leq P_{\text{tx}}, \quad (4e)$$

$$[\mathbf{F}]_{q,r} \in \mathcal{F}, q \in \mathcal{Q}, r \in \mathcal{R}, \quad (4f)$$

$$[\mathbf{w}_k]_n \in \mathcal{W}, n \in \mathcal{N}, \forall k \in \mathcal{K}, \quad (4g)$$

$$\Delta \geq 0, \quad (4h)$$

where (4b) confines the multicast SINRs to a narrow interval around a predefined threshold γ_{\min} (with deviation Δ), thus ensuring decoding of the control packet. Constraint (4c) binds

¹We only discuss herein PLDM-1. By redefining $\mathbf{x} = \mathbf{F} \mathbf{B} [\mathbf{I}|\mathbf{u}][\mathbf{s}|z]^T$, PLDM-2 can be derived through a similar procedure. The elements of $\mathbf{u} \in \mathbb{R}^{K \times 1}$ represent the conic weights to be optimized. Thus, $\mathbf{m} = \mathbf{B} \mathbf{u}$.

all the multicast SINRs together in order to promote fairness. Constraint (4d) splits the power among multicast and unicast signals (in the ratio of $\beta \geq 1$ to 1) with the purpose of enforcing higher priority on the multicast information and securing SIC decoding. Constraint (4e) restricts the transmit power to P_{tx} while (4f)-(4g) enforce the limitations of analog beamforming, i.e., only a small number of L_{tx} (at the analog precoder) and L_{rx} (at the analog combiners) constant-modulus phase shifts are allowed. Finally, (4g) enforces positiveness on Δ . Under sufficient power P_{tx} (and large positive C) then $\Delta \rightarrow 0$, since (4b) can be satisfied with equality. However, when P_{tx} is insufficient, Δ increases such that every $\tilde{\gamma}_k$ is at most at Δ from γ_{\min} while simultaneously enforcing fairness via (4c). Every element $[\mathbf{F}]_{q,r}$ of the analog precoder is constrained to a feasible set $\mathcal{F} = \left\{1/\sqrt{N_{\text{tx}}}, \dots, 1/\sqrt{N_{\text{tx}}} e^{j \frac{2\pi(L_{\text{tx}}-1)}{L_{\text{tx}}}}\right\}$, where $q \in \mathcal{Q} = \{1, \dots, N_{\text{tx}}\}$ and $r \in \mathcal{R} = \{1, \dots, N_{\text{tx}}^{\text{RF}}\}$. Similarly, every element $[\mathbf{w}_k]_n$ of the k -th analog combiner is restricted to $\mathcal{W} = \left\{1/\sqrt{N_{\text{rx}}}, \dots, 1/\sqrt{N_{\text{rx}}} e^{j \frac{2\pi(L_{\text{rx}}-1)}{L_{\text{rx}}}}\right\}$, $n \in \mathcal{N} = \{1, \dots, N_{\text{rx}}\}$.

Remark: Note that (4a) aims to jointly maximize the sum-capacity of multicast and unicast signals. While maximization of the latter term is widely accepted, optimizing the multicast sum-capacity is non-standard. However, in our case the multicast term in (4a) is linked to (4b)-(4c), which enforces the multicast SINRs to be equal and proximate to γ_{\min} . Thus, the combined action of (4a)-(4c) promotes multicast sum-capacity maximization and fairness improvement.

IV. PROPOSED SOLUTION

We recast (4) as (5) without loss of optimality

$$\mathcal{P}_0 : \max_{\substack{\{\mathbf{w}_k\}_{k=1}^K, \{\mathbf{f}_k\}_{k=1}^K, \\ \{p_k\}_{k=1}^K, \{\mathbf{v}_k\}_{k=1}^K, \mathbf{m}, \Delta}} \sum_k \tilde{\gamma}_k + \gamma_k - C\Delta \quad (5a)$$

$$\text{s.t.} \quad |\tilde{\gamma}_k - \gamma_{\min}| \leq \Delta, \forall k \in \mathcal{K}, \quad (5b)$$

$$\tilde{\gamma}_1 \geq \tilde{\gamma}_2 \geq \dots \geq \tilde{\gamma}_K \geq \tilde{\gamma}_1, \quad (5c)$$

$$\|\mathbf{F}\mathbf{m}\|_2^2 / \sum_k p_k \|\mathbf{F}\mathbf{v}_k\|_2^2 \geq \beta, \quad (5d)$$

$$\|\mathbf{F}\mathbf{m}\|_2^2 + \sum_k p_k \|\mathbf{F}\mathbf{v}_k\|_2^2 \leq P_{\text{tx}}, \quad (5e)$$

$$[\mathbf{F}]_{q,r} \in \mathcal{F}, q \in \mathcal{Q}, r \in \mathcal{R}, \quad (5f)$$

$$[\mathbf{w}_k]_n \in \mathcal{W}, n \in \mathcal{N}, \forall k \in \mathcal{K}, \quad (5g)$$

$$\|\mathbf{v}_k\|_2^2 = 1, \forall k \in \mathcal{K}, \quad (5h)$$

$$p_k \geq 0, \forall k \in \mathcal{K}, \quad (5i)$$

$$\Delta \geq 0, \forall k \in \mathcal{K}, \quad (5j)$$

where (4a) is transformed harnessing $\sum_k \log_2(1 + \gamma_k) \rightarrow \sum_k \gamma_k$ (refer to Appendix). Also, p_k is the power associated to the unit-power vector \mathbf{v}_k , such that $\mathbf{b}_k = \sqrt{p_k} \mathbf{v}_k$. Due to expressions involving multiplicative coupling (i.e., (5a)-(5e)) and non-convex domains (i.e., (5f)-(5g)), \mathcal{P}_0 is challenging to solve. Except for the convex constraints (5h)-(5j), (5a)-(5g) are non-convex. In order to approach (5), we adopt a sequential optimization solution that does not guarantee global optimality. Hence, \mathcal{P}_0 is decomposed into smaller sub-problems \mathcal{P}_1 (in (6)) and \mathcal{P}_2 (in (11)) that are independently and alternately optimized.

A. Optimization of \mathbf{w}_k , \mathbf{f}_k and \mathbf{v}_k

We optimize $\{\mathbf{w}_k\}_{k=1}^K$, $\{\mathbf{f}_k\}_{k=1}^K$ and $\{\mathbf{v}_k\}_{k=1}^K$ to maximize the unicast sum-capacity while momentarily disregarding the multicast constituent. Therefore, (5b)-(5c) and (5j) are not considered in \mathcal{P}_1 . Moreover, since \mathbf{m} and $\{p_k\}_{k=1}^K$ are optimized in \mathcal{P}_2 , we can further suppress (5d)-(5e) and (5i)-(5j) since \mathbf{m} and $\{p_k\}_{k=1}^K$ can be finely tuned to satisfy such constraints. Thus, we define

$$\mathcal{P}_1 : \max_{\{\mathbf{w}_k\}_{k=1}^K, \{\mathbf{f}_k\}_{k=1}^K, \{\mathbf{v}_k\}_{k=1}^K} \sum_k \gamma_k \quad (6a)$$

$$\text{s.t.} \quad [\mathbf{F}]_{q,r} \in \mathcal{F}, q \in \mathcal{Q}, r \in \mathcal{R}, \quad (6b)$$

$$[\mathbf{w}_k]_n \in \mathcal{W}, n \in \mathcal{N}, \forall k \in \mathcal{K}, \quad (6c)$$

$$\|\mathbf{v}_k\|_2^2 = 1, \forall k \in \mathcal{K}. \quad (6d)$$

Since (6a) entails coupling of parameters and (6b)-(6c) are defined over non-convex sets, \mathcal{P}_1 is non-convex. On the other hand, the objective function $\sum_k \gamma_k$ is a sum of fractional programs and therefore NP-complete. Although not guaranteeing optimality, a generally accepted practice is to express a sum of fractional programs in the subtractive form [10]. Thus, we define the surrogate problem

$$\tilde{\mathcal{P}}_1 : \max_{\{\mathbf{w}_k\}_{k=1}^K, \{\mathbf{f}_k\}_{k=1}^K, \{\mathbf{v}_k\}_{k=1}^K} \sum_k p_k \left| \mathbf{w}_k^H \mathbf{H}_k \mathbf{F} \mathbf{v}_k \right|^2 - \psi \sum_k \sigma^2 - \underbrace{\psi \sum_k \sum_{j \neq k} p_j \left| \mathbf{w}_k^H \mathbf{H}_k \mathbf{F} \mathbf{v}_j \right|^2}_{\text{aggregate IUI of all } K \text{ devices}} \quad (7a)$$

$$\text{s.t.} \quad [\mathbf{F}]_{q,r} \in \mathcal{F}, q \in \mathcal{Q}, r \in \mathcal{R}, \quad (7b)$$

$$[\mathbf{w}_k]_n \in \mathcal{W}, n \in \mathcal{N}, \forall k \in \mathcal{K}, \quad (7c)$$

$$\|\mathbf{v}_k\|_2^2 = 1, \forall k \in \mathcal{K}, \quad (7d)$$

which is obtained by subtracting the denominator from the numerator (with $\|\mathbf{w}_k\|_2^2 = 1$ due to (6c)). We optimize $\tilde{\mathcal{P}}_1$ by first maximizing $\sum_k p_k \left| \mathbf{w}_k^H \mathbf{H}_k \mathbf{F} \mathbf{v}_k \right|^2$ (in $\tilde{\mathcal{P}}_{1,1}$) and subsequently minimizing the aggregate IUI $\sum_k \sum_{j \neq k} p_j \left| \mathbf{w}_k^H \mathbf{H}_k \mathbf{F} \mathbf{v}_j \right|^2$ (in $\tilde{\mathcal{P}}_{1,2}$), in an alternate manner. For the same reasons mentioned above, $\tilde{\mathcal{P}}_1$, $\tilde{\mathcal{P}}_{1,1}$ and $\tilde{\mathcal{P}}_{1,2}$ are also non-convex.

Design of \mathbf{w}_k and \mathbf{f}_k : Disregarding the interference term in $\tilde{\mathcal{P}}_1$, we maximize the aggregate power of the desired unicast signals at each receiver

$$\tilde{\mathcal{P}}_{1,1} : \max_{\{\mathbf{w}_k\}_{k=1}^K, \{\mathbf{f}_k\}_{k=1}^K} \sum_k p_k \left| \mathbf{w}_k^H \mathbf{H}_k \mathbf{F} \mathbf{v}_k \right|^2 \quad (8a)$$

$$\text{s.t.} \quad [\mathbf{F}]_{q,r} \in \mathcal{F}, q \in \mathcal{Q}, r \in \mathcal{R}, \quad (8b)$$

$$[\mathbf{w}_k]_n \in \mathcal{W}, n \in \mathcal{N}, \forall k \in \mathcal{K}. \quad (8c)$$

Without knowledge of $\{\mathbf{v}_k\}_{k=1}^K$, and since $N_{\text{tx}}^{\text{RF}} \leq K$ we are in the position of maximizing the RF-to-RF channel gain $|h_k|^2 = |\mathbf{w}_k^H \mathbf{H}_k \mathbf{f}_k|^2$ for each user k , where $\mathbf{F} = [\mathbf{f}_1, \mathbf{f}_2, \dots, \mathbf{f}_K]$. Thus, we define K sub-problems

$$\tilde{\mathcal{P}}_{1,1}^{(k)} : \max_{\mathbf{w}_k, \mathbf{f}_k} \left| \mathbf{w}_k^H \mathbf{H}_k \mathbf{f}_k \right|^2 \quad (9a)$$

$$\text{s.t.} \quad [\mathbf{F}]_{q,r} \in \mathcal{F}, q \in \mathcal{Q}, r \in \mathcal{R}, \quad (9b)$$

$$[\mathbf{w}_k]_n \in \mathcal{W}, n \in \mathcal{N}, \forall k \in \mathcal{K}, \quad (9c)$$

that can be solved in parallel. The channel \mathbf{H}_k is decomposed via singular value decomposition, i.e., $\mathbf{H}_k = [\mathbf{l}_k | \mathbf{L}_k] \mathbf{A}_k [\mathbf{r}_k | \mathbf{R}_k]^H$, where \mathbf{l}_k and \mathbf{r}_k are the left and right

singular vectors corresponding to the largest singular value [9] [12]. Then, \mathbf{w}_k and \mathbf{f}_k are selected such that $[\mathbf{w}_k]_n = \arg\min_{\phi \in \mathcal{W}} |\phi - [\mathbf{l}_k]_n|^2 = \arg\max_{\phi \in \mathcal{W}} \Re\{\phi^* [\mathbf{l}_k]_n\}$ and $[\mathbf{f}_k]_l = \arg\min_{\phi \in \mathcal{F}} |\phi - [\mathbf{r}_k]_l|^2 = \arg\max_{\phi \in \mathcal{F}} \Re\{\phi^* [\mathbf{r}_k]_l\}$, $n \in \mathcal{N}$, $q \in \mathcal{Q}$, $\forall k \in \mathcal{K}$, thus satisfying (9b)-(9c). Essentially, ϕ is chosen from \mathcal{W} or \mathcal{F} , such that its phase is the closest to the phase of $[\mathbf{l}_k]_n$ or $[\mathbf{f}_k]_l$, respectively.

Design of \mathbf{v}_k : Suppressing the first term in $\tilde{\mathcal{P}}_1$, we minimize the aggregate inter-user interference

$$\tilde{\mathcal{P}}_{1,2} : \min_{\{\mathbf{v}_k\}_{k=1}^K} \sum_k \sum_{j \neq k} p_j |\mathbf{w}_k^H \mathbf{H}_k \mathbf{F} \mathbf{v}_j|^2 \quad (10a)$$

$$\text{s.t.} \quad \|\mathbf{v}_k\|_2^2 = 1, \forall k \in \mathcal{K}. \quad (10b)$$

By harnessing zero-forcing (ZF) [11], the unicast precoding vectors $\mathbf{b}_k = p_k \mathbf{v}_k$ can be obtained and consequently the IUI be removed to a great extent. To this purpose, we denote the effective baseband channel of user k as $\mathbf{h}_k^{\text{eff}} = \mathbf{w}_k^H \mathbf{H}_k \mathbf{F}$. Then, we obtain a set of unit-norm precoders $\{\mathbf{v}_k\}_{k=1}^K$ (by normalizing the ZF vectors $\{\mathbf{b}_k\}_{k=1}^K$), which minimize $\sum_k \sum_{j \neq k} |\mathbf{h}_k^{\text{eff}} \mathbf{b}_j|^2 = \sum_k \sum_{j \neq k} p_j |\mathbf{w}_k^H \mathbf{H}_k \mathbf{F} \mathbf{v}_j|^2$ since $\mathbf{h}_k^{\text{eff}} \mathbf{b}_j \approx 0, \forall j \neq k$. For sufficiently large N_{tx} , the IUI term in (10) is negligible. Therefore, $\tilde{\gamma}_k \approx |\mathbf{h}_k^{\text{eff}} \mathbf{m}|^2 / (p_k |g_k|^2 + \sigma^2)$ and $\gamma_k \approx p_k |g_k|^2 / \sigma^2$, where $g_k = \mathbf{h}_k^{\text{eff}} \mathbf{v}_k$ and $\|\mathbf{w}_k\|_2^2 = 1$.

B. Optimization of \mathbf{m} and p_k

We optimize the multicast precoder and unicast powers,

$$\mathcal{P}_2 : \max_{\{p_k\}_{k=1}^K, \mathbf{m}, \Delta} \sum_k \tilde{\gamma}_k + \gamma_k - C\Delta \quad (11a)$$

$$\text{s.t.} \quad |\tilde{\gamma}_k - \gamma_{\min}| \leq \Delta, \forall k \in \mathcal{K}, \quad (11b)$$

$$\tilde{\gamma}_1 \geq \tilde{\gamma}_2 \geq \dots \geq \tilde{\gamma}_K \geq \tilde{\gamma}_1, \quad (11c)$$

$$\|\mathbf{F} \mathbf{m}\|_2^2 / \sum_k p_k \|\mathbf{F} \mathbf{v}_k\|_2^2 \geq \beta, \quad (11d)$$

$$\|\mathbf{F} \mathbf{m}\|_2^2 + \sum_k p_k \|\mathbf{F} \mathbf{v}_k\|_2^2 \leq P_{\text{tx}}, \quad (11e)$$

$$p_k \geq 0, \forall k \in \mathcal{K}, \quad (11f)$$

$$\Delta \geq 0. \quad (11g)$$

The objective function (11a) is a sum of quadratic-over-linear expressions and therefore non-convex. Similarly, (11b)-(11d) are of the same nature. On the other hand, (11e)-(11g) are convex. To facilitate optimization, we introduce two sets of auxiliary parameters $\{\mu_k\}_{k=1}^K, \{v_k\}_{k=1}^K$ and define

$$\tilde{\mathcal{P}}_2 : \max_{\substack{\{p_k\}_{k=1}^K, \{\mu_k\}_{k=1}^K, \\ \{v_k\}_{k=1}^K, \mathbf{m}, \Delta}} \sum_k \mu_k + v_k - C\Delta \quad (12a)$$

$$\text{s.t.} \quad |\mathbf{h}_k^{\text{eff}} \mathbf{m}|^2 / (p_k |g_k|^2 + \sigma^2) \geq \mu_k, \quad (12b)$$

$$p_k |g_k|^2 / \sigma^2 \geq v_k, \quad (12c)$$

$$\|\mathbf{F} \mathbf{m}\|_2^2 / \sum_k p_k \|\mathbf{F} \mathbf{v}_k\|_2^2 \geq \beta, \quad (12d)$$

$$\|\mathbf{F} \mathbf{m}\|_2^2 + \sum_k p_k \|\mathbf{F} \mathbf{v}_k\|_2^2 \leq P_{\text{tx}}, \quad (12e)$$

$$\mu_1 \geq \mu_2 \geq \dots \geq \mu_K \geq \mu_1, \quad (12f)$$

$$\mu_k \leq \gamma_{\min} + \Delta, \quad (12g)$$

$$\mu_k \geq \gamma_{\min} - \Delta, \quad (12h)$$

$$v_k \geq 0, \quad (12i)$$

$$p_k \geq 0, \quad (12j)$$

$$\Delta \geq 0, \quad (12k)$$

The objective function (12a) defines the maximization of a linear function over μ_k and v_k , therefore it is convex. Constraints (12c) and (12e)-(12k) are convex, whereas (12b) and (12d) are non-convex. In order to convexify $\tilde{\mathcal{P}}_2$, we linearize the non-convex constraints (12b) and (12d) as shown in (13) and (14), respectively. As a result, we optimize $\tilde{\mathcal{P}}_2^{(t)}$ iteratively over a number of N_{iter_2} iterations. In (15), we show the vectorized form of $\tilde{\mathcal{P}}_2$ after linearization,

$$\tilde{\mathcal{P}}_2^{(t)} : \max_{\substack{\mathbf{m}, \mathbf{p}, \\ \mu, v, \Delta}} \mathbf{1}^T \boldsymbol{\mu} + \mathbf{1}^T \mathbf{v} - C\Delta \quad (15a)$$

$$\text{s.t.} \quad 2\Re\{\text{diag}(\mathbf{A} \mathbf{p}^{(t)} + \mathbf{d}) (\mathbf{I} \otimes \mathbf{m}^{(t)H}) \mathbf{C} (\mathbf{1} \otimes \mathbf{m})\} \\ - \text{diag}(\mathbf{A} \mathbf{p} + \mathbf{d}) (\mathbf{I} \otimes \mathbf{m}^{(t)H}) \mathbf{C} (\mathbf{1} \otimes \mathbf{m}^{(t)}) - \\ \text{diag}(\mathbf{A} \mathbf{p}^{(t)} + \mathbf{d}) \text{diag}(\mathbf{A} \mathbf{p}^{(t)} + \mathbf{d}) \boldsymbol{\mu} \geq \mathbf{0}, \quad (15b)$$

$$(\mathbf{A} \odot (\text{diag}(\mathbf{d}))^{-1}) \mathbf{p} \succcurlyeq \mathbf{v}, \quad (15c)$$

$$2\Re\{(\mathbf{c}^T \mathbf{p}^{(t)} \mathbf{m}^{(t)H} \mathbf{F}^H \mathbf{F} \mathbf{m})\} -$$

$$\mathbf{c}^T \mathbf{p} \mathbf{m}^{(t)H} \mathbf{F}^H \mathbf{F} \mathbf{m}^{(t)} - (\mathbf{c}^T \mathbf{p}^{(t)})^2 \beta \geq 0, \quad (15d)$$

$$\|\mathbf{F} \mathbf{m}\|_2^2 + \sum_k p_k \|\mathbf{F} \mathbf{v}_k\|_2^2 \leq P_{\text{tx}}, \quad (15e)$$

$$(\mathbf{I} - \tilde{\mathbf{I}}) \boldsymbol{\mu} \geq \mathbf{0}, \quad (15f)$$

$$\boldsymbol{\mu} \preccurlyeq (\gamma_{\min} + \Delta) \mathbf{1}, \quad (15g)$$

$$\boldsymbol{\mu} \succcurlyeq (\gamma_{\min} - \Delta) \mathbf{1}, \quad (15h)$$

$$\mathbf{v} \geq \mathbf{0}, \quad (15i)$$

$$\mathbf{p} \geq \mathbf{0}, \quad (15j)$$

$$\Delta \geq 0. \quad (15k)$$

where $\mathbf{A} = \text{diag}(|g_1|^2, \dots, |g_K|^2)$, $\mathbf{p} = [p_1, \dots, p_K]^T$, $\mathbf{d} = \sigma^2 \mathbf{1}$, $\mathbf{C} = \text{diag}(\|\mathbf{h}_1^{\text{eff}}\|_2^2, \dots, \|\mathbf{h}_K^{\text{eff}}\|_2^2)$, \mathbf{I} is the identity matrix, $\tilde{\mathbf{I}}$ is obtained by cyclically shifting all the columns of \mathbf{I} to the left only once, $\mathbf{c} = [\|\mathbf{F} \mathbf{v}_1\|_2^2, \dots, \|\mathbf{F} \mathbf{v}_K\|_2^2]^T$, $\boldsymbol{\mu} = [\mu_1, \dots, \mu_K]^T$ and $\mathbf{v} = [v_1, \dots, v_K]^T$. Also, \otimes denotes the Kronecker product, whereas \odot represents component-wise multiplication. This formulation can be efficiently approached by convex optimization solvers. In our case, we use CVX and SDPT3.

V. SIMULATION RESULTS

Throughout the simulations, we consider the geometric channel model with $L = 8$ propagation paths (to depict the highly reflective industrial environment), where the azimuth angles of departure and arrival are uniformly distributed over $[-\pi; \pi]$. Also, $N_{\text{tx}} = 64$, $N_{\text{rx}} = 4$ and $K = 6$. The maximum transmit power, the power splitting parameter, and the multicast SINR target are $P_{\text{tx}} = 1\text{W}$, $\beta = 3$, $\gamma_{\min} = 5\text{dB}$, respectively. We denote our two proposed schemes by PLDM-1 and PLDM-2 as mentioned in Section I-C. In addition, we include the outcomes of [8], which we denote by PLDM-0. The results depicting spectral efficiency (SE) performance have been averaged over 1000 simulations. Fig. 1 shows the aggregate SE of the system, which is the sum of the unicast

$$2\Re\left\{\left(p_k^{(t)}|g_k|^2 + \sigma^2\|\mathbf{w}_k\|_2^2\right)\mathbf{m}^{(t)H}\mathbf{h}_k^{\text{eff}H}\mathbf{h}_k^{\text{eff}}\mathbf{m}\right\} - \left|\mathbf{h}_k^{\text{eff}}\mathbf{m}^{(t)}\right|^2\left(p_k|g_k|^2 + \sigma^2\|\mathbf{w}_k\|_2^2\right) - \mu_k\left(p_k^{(t)}|g_k|^2 + \sigma^2\|\mathbf{w}_k\|_2^2\right)^2 \geq 0. \quad (13)$$

$$2\Re\left\{\left(\sum_k p_k^{(t)}\|\mathbf{F}\mathbf{v}_k\|_2^2\right)\mathbf{m}^{(t)H}\mathbf{F}^H\mathbf{F}\mathbf{m}\right\} - \left(\sum_k p_k\|\mathbf{F}\mathbf{v}_k\|_2^2\right)\mathbf{m}^{(t)H}\mathbf{F}^H\mathbf{F}\mathbf{m}^{(t)} - \beta\left(\sum_k p_k^{(t)}\|\mathbf{F}\mathbf{v}_k\|_2^2\right) \geq 0. \quad (14)$$

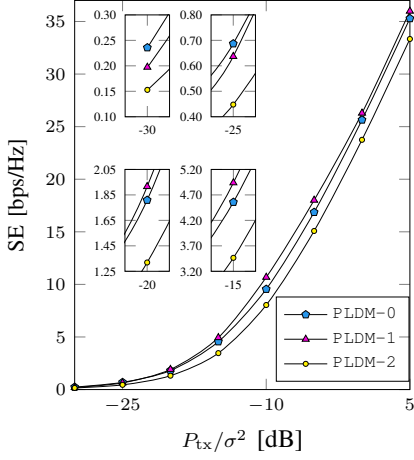


Figure 1: Overall SE of the system

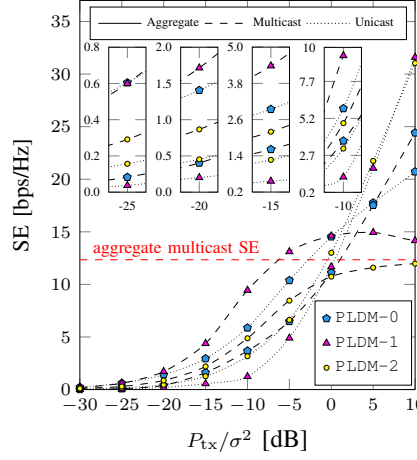


Figure 2: Disaggregated SE of the system

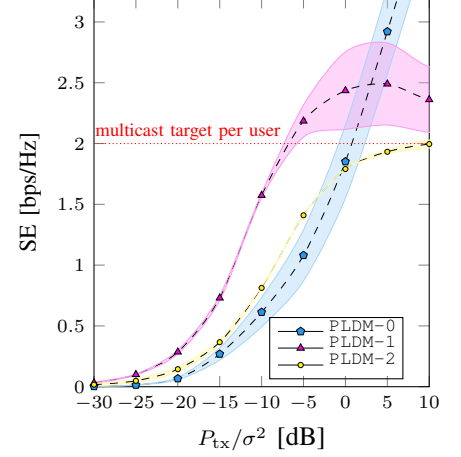


Figure 3: Multicast SE per User

and multicast components, considering all the receivers. In terms of aggregate SE, the three schemes perform similarly because they expend the same power P_{tx} , which is distributed among the two signals in different proportions.

In Fig. 2, the SE of the multicast and unicast signals is displayed. The multicast SE per user is expected to be $\rho = \log_2(1 + 10^{0.5}) = 2.057$ bps/Hz since $\gamma_{\min} = 5$ dB. When all users are considered the *aggregate multicast SE* should be $\rho \times K = 12.344$ bps/Hz. This target is more tightly achieved by PLDM-2. Notice that both PLDM-1 and PLDM-2 are capable of prioritizing the multicast signal over the unicast counterpart so as to satisfy (5b). Nevertheless, PLDM-1 can provide higher multicast SE than PLDM-2 for low P_{tx}/σ^2 . Besides, as P_{tx}/σ^2 increases additional usable power becomes available for both signals to boost the SE. Thus, as the multicast signal approaches its target γ_{\min} , it is progressively induced to a state where its SE saturates and the unicast SE gains more relevance. This behavior is attained through (5a), (5b) and (5j). On the contrary, in PLDM-0 the unicast SE is higher than the multicast SE for low P_{tx}/σ^2 , which is unsuitable. This behavior on data prioritization is obtained even though a max-min approach was considered in [12], aiming to emphasize the multicast importance.

In order to assess multicast fairness, Fig. 3 shows the SE for all users within a confidence interval of 95%, where the shaded area delimitates the upper and lower bounds. As observed in Fig. 1, PLDM-1 outperforms PLDM-2 at prioritizing multicast information for low P_{tx}/σ^2 . Notice that once the target is reached, the SE of PLDM-1 remains in the upper region of the desired threshold with some variability. On the other hand, PLDM-2 is capable of maintaining a high multicast SE fairness among all the users with negligible variance. For the sake of comparison, the results of PLDM-0 are included.

Fig. 3 shows the bit error rate (BER) performance averaged over 10^6 simulations, where the unicast and multicast symbols were obtained from a 4-QAM constellation. Since the multicast prioritization mechanism proposed in [12] does not work as expected, SIC cannot operate properly thus severely degrading the BER. We swapped (where necessary) the decoding order between unicast and multicast information to favor PLDM-0. On the other hand, PLDM-1 and PLDM-2 perform very similarly with a slight advantage of the former.

VI. DISCUSSION

Unicast/multicast dichotomy: Although the power splitting mechanism favors the multicast signal, the multicast SINR and SE are not always higher than that of the unicast signal. This is advantageous since unicast transmissions can support higher order modulation in high SNR regime.

Multicast SINR threshold: Having a deterministic γ_{\min} is justified since beacon control packets are usually of fixed size and a target SINR that allows successful decoding of the message can be derived.

PLDM-1 vs PLDM-2: PLDM-2 has only one set of nearly-orthogonal digital unicast precoding vectors $\{\mathbf{b}_k\}_{k=1}^K$ that are matched to the channel of each user. As a result, \mathbf{b}_k conveys the multicast packet and the k -th unicast data, which share the same spatial signature but different powers since $\mathbf{m} = \mathbf{B}\mathbf{u}$. On the contrary, PLDM-1 is devised as non-orthogonally overlaid unicast and multicast digital precoders. Therefore, the spatial signatures of $\{\mathbf{b}_k\}_{k=1}^K$ and \mathbf{m} do not necessary match.

PLDM-0: In [12], the authors attempted to prioritize multicast information by assigning (in the objective function) a higher weighting factor to the multicast minimum SINR. However, the formulation proposed therein did not allow to enforce such condition as observed in the simulations results.

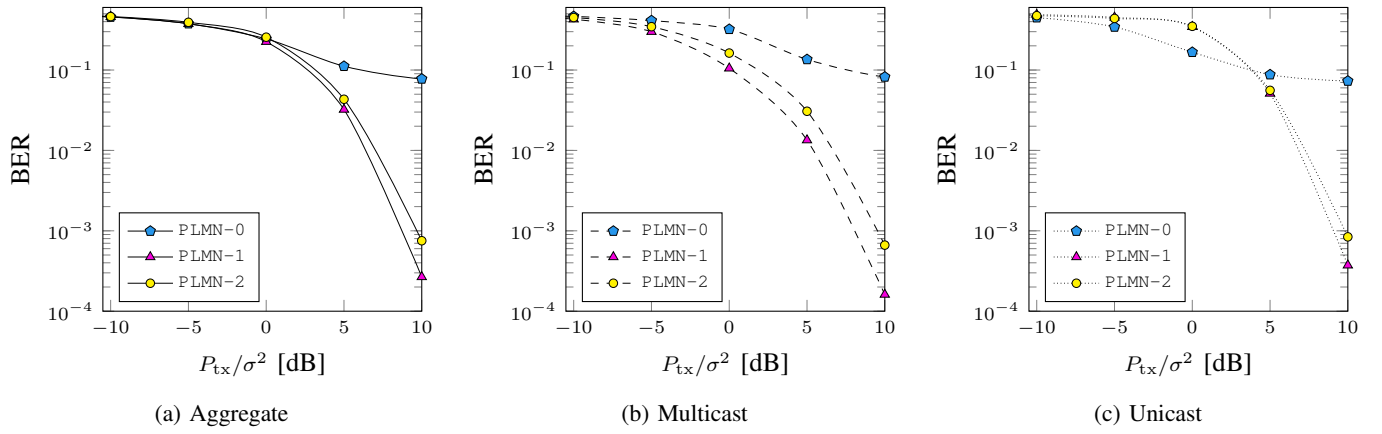


Figure 4: Bit Error Rate Performance

Initialization: In order to solve $\tilde{\mathcal{P}}_2^{(t)}$ we need an initial feasible point for $\{p_k\}_{k=1}^K$ and \mathbf{m} . In this paper we selected, $p_k = 0$, $\forall k \in \mathcal{K}$ and a randomly generated \mathbf{m} such that $\|\mathbf{F}\mathbf{m}\|_2^2 = P_{tx}$.

VII. CONCLUSION

In this paper, we investigated the joint optimization of hybrid precoding, fairness, and power splitting in NOMA superimposed transmissions for industrial IoT scenarios. We proposed two solutions: one of them regarded as the superposition of two distinct precoders with different spatial and power signatures. The second approach is designed as a purely power-domain NOMA scheme. We included a power sharing constraint to support the SIC decoder task at the receiver. In addition, simulations show that both proposed schemes are capable of providing a high degree of fairness among all the devices, which is relevant for the dissemination of critical control messages in this kind of scenarios.

VIII. ACKNOWLEDGEMENTS

This work has been performed in the context of the DFG Collaborative Research Center (CRC) 1053 MAKI - projects A3 - and the Center emergenCITY of the LOEWE initiative (Hessen, Germany).

APPENDIX

Let us define the function $g: \mathcal{Z} \rightarrow \mathbb{R}_0^+$ that maps any 4-tuple $(\mathbf{w}_k, \mathbf{H}_k, \mathbf{F}, \mathbf{b}_k) \in \mathcal{Z}$ to γ_k , where \mathcal{Z} is a subspace of $\mathbb{C}^{N_{rx} \times 1} \times \mathbb{C}^{N_{rx} \times N_{tx}} \times \mathbb{C}^{N_{tx} \times K} \times \mathbb{C}^{K \times 1}$.

Claim: It holds true that the 4-tuple $(\mathbf{w}_k, \mathbf{H}_k, \mathbf{F}, \mathbf{b}_k) \in \mathcal{Z}$ for which $\log_2(g(\mathbf{w}_k, \mathbf{H}_k, \mathbf{F}, \mathbf{b}_k))$ is maximal in \mathcal{Z} , also makes $g(\mathbf{w}_k, \mathbf{H}_k, \mathbf{F}, \mathbf{b}_k)$ maximal in \mathcal{Z} .

Proof: Since every $g(\mathbf{w}_k, \mathbf{H}_k, \mathbf{F}, \mathbf{b}_k) \in \mathbb{R}_0^+$, then $g(\mathbf{w}_k, \mathbf{H}_k, \mathbf{F}, \mathbf{b}_k) \geq g(\hat{\mathbf{w}}_k, \hat{\mathbf{H}}_k, \hat{\mathbf{F}}, \hat{\mathbf{b}}_k) \Leftrightarrow \log_2(g(\mathbf{w}_k, \mathbf{H}_k, \mathbf{F}, \mathbf{b}_k)) \geq \log_2(g(\hat{\mathbf{w}}_k, \hat{\mathbf{H}}_k, \hat{\mathbf{F}}, \hat{\mathbf{b}}_k))$, due to $\log_2(\cdot)$ being monotonically increasing in \mathbb{R}_0^+ . Thus, for every $(\hat{\mathbf{w}}_k, \hat{\mathbf{H}}_k, \hat{\mathbf{F}}, \hat{\mathbf{b}}_k) \in \mathcal{Z}$, $g(\mathbf{w}_k, \mathbf{H}_k, \mathbf{F}, \mathbf{b}_k) \geq g(\hat{\mathbf{w}}_k, \hat{\mathbf{H}}_k, \hat{\mathbf{F}}, \hat{\mathbf{b}}_k)$. Also, for every $(\hat{\mathbf{w}}_k, \hat{\mathbf{H}}_k, \hat{\mathbf{F}}, \hat{\mathbf{b}}_k) \in \mathcal{Z}$, $\log_2(g(\mathbf{w}_k, \mathbf{H}_k, \mathbf{F}, \mathbf{b}_k)) \geq \log_2(g(\hat{\mathbf{w}}_k, \hat{\mathbf{H}}_k, \hat{\mathbf{F}}, \hat{\mathbf{b}}_k))$. Therefore, the 4-tuple $(\mathbf{w}_k, \mathbf{H}_k, \mathbf{F}, \mathbf{b}_k) \in \mathcal{Z}$ that maximizes $\log_2(g(\mathbf{w}_k, \mathbf{H}_k, \mathbf{F}, \mathbf{b}_k))$, also

maximizes $g(\mathbf{w}_k, \mathbf{H}_k, \mathbf{F}, \mathbf{b}_k)$ and these two inequalities are equivalent.

REFERENCES

- [1] Z. Ding, P. Fan, and H. V. Poor, "Random Beamforming in Millimeter-Wave NOMA Networks," *IEEE Access*, pp. 7667–7681, Feb. 2017.
- [2] Z. Ding, L. Dai, R. Schober, and H. V. Poor, "NOMA Meets Finite Resolution Analog Beamforming in Massive MIMO and Millimeter-Wave Networks," *IEEE Communications Letters*, vol. 21, no. 8, pp. 1879–1882, Aug. 2017.
- [3] 3GPP, "3GPP TR 36.859: Study on Downlink Multiuser Superposition Transmission (MUST) for LTE (Release 13)," 2015.
- [4] H. Nikopour and H. Baligh, "Sparse Code Multiple Access," in *IEEE PIMRC*, Sept. 2013, pp. 332–336.
- [5] A. Loch, C. Cano, G. H. Sim, A. Asadi, and X. Vilajosana, "A Channel Measurement Campaign for mmWave Communication in Industrial Settings," *CoRR*, vol. abs/1903.10502, 2019. [Online]. Available: <http://arxiv.org/abs/1903.10502>
- [6] L. F. Abanto-Leon, M. Hollick, and G. H. Sim, "Hybrid Precoding for Multi-Group Multicasting in mmWave Systems," in *IEEE GLOBECOM*, Dec. 2019.
- [7] P. P. Bergmans and T. M. Cover, "Cooperative Broadcasting," *IEEE Transactions on Information Theory*, vol. 20, no. 3, pp. 317–324, May. 1974.
- [8] L. Zhang, W. Li, Y. Wu, X. Wang, S. Park, H. M. Kim, J. Lee, P. Angueira, and J. Montalban, "Layered-Division-Multiplexing: Theory and Practice," *IEEE Transactions on Broadcasting*, vol. 62, pp. 216–232, Mar. 2016.
- [9] D. Kim, F. Khan, C. V. Rensburg, Z. Pi, and S. Yoon, "Superposition of broadcast and unicast in wireless cellular systems," *IEEE Communications Magazine*, vol. 46, no. 7, pp. 110–117, Jul. 2008.
- [10] W. Hao, M. Zeng, Z. Chu, and S. Yang, "Energy-Efficient Power Allocation in Millimeter Wave Massive MIMO With Non-Orthogonal Multiple Access," *IEEE Wireless Communications Letters*, vol. 6, no. 6, pp. 782–785, Dec. 2017.
- [11] J. Zhao, O. Simeone, D. Gunduz, and D. Gomez-Barquero, "Non-Orthogonal Unicast and Broadcast Transmission via Joint Beamforming and LDM in Cellular Networks," in *IEEE GLOBECOM*, Dec 2016, pp. 1–6.
- [12] J. Wang, H. Xu, B. Zhu, L. Fan, and A. Zhou, "Hybrid Beamforming Design for mmWave Joint Unicast and Multicast Transmission," *IEEE Communications Letters*, vol. 22, no. 10, pp. 2012–2015, Oct. 2018.
- [13] E. Chen, M. Tao, and Y. Liu, "Joint Base Station Clustering and Beamforming for Non-Orthogonal Multicast and Unicast Transmission With Backhaul Constraints," *IEEE Transactions on Wireless Communications*, vol. 17, no. 9, pp. 6265–6279, Sep. 2018.
- [14] D. Zhang, Y. Wang, and W. Xiang, "Leakage-based Hybrid Beamforming Design for Downlink Multiuser mmWave MIMO Systems," in *IEEE PIMRC*, Oct. 2017, pp. 1–5.
- [15] B. Clerckx, H. Joudeh, C. Hao, M. Dai, and B. Rassouli, "Rate Splitting for MIMO Wireless Networks: a Promising PHY-layer Strategy for LTE evolution," *IEEE Communication Magazine*, vol. 54, no. 5, pp. 98–105, May. 2016.