

Adaptive strategy in differential evolution via explicit exploitation and exploration controls

Sheng Xin Zhang, Wing Shing Chan, Kit Sang Tang, Shao Yong Zheng

Abstract

When introducing new strategies to the existing one, two key issues should be addressed. One is to efficiently distribute computational resources so that the appropriate strategy dominates. The other is to remedy or even eliminate the drawback of inappropriate strategies. Adaptation is a popular and efficient method for strategy adjustments and has been widely studied in the literature. Existing methods commonly involve the trials of multiple strategies and then reward better-performing one with more resources based on their previous performance. As a result, it may not efficiently address those two key issues. On the one hand, they are based on trial-and-error with inappropriate strategies consuming resources. On the other hand, since multiple strategies are involved in the trial, the inappropriate strategies could mislead the search. In this paper, we propose an adaptive differential evolution (DE) with explicit exploitation and exploration controls (Explicit adaptation DE, EaDE), which is the first attempt using offline knowledge to separate multiple strategies to exempt the optimization from trial-and-error. EaDE divides the evolution process into several SCSS (Selective-candidate with similarity selection) generations and adaptive generations. Exploitation and exploration needs are learned in the SCSS generations by a relatively balanced strategy. While in the adaptive generations, to meet these needs, two other alternative strategies, an exploitative one or an explorative one is employed. Experimental studies on 28 benchmark functions confirm the effectiveness of the proposed method.

Index Terms—Adaptive strategy, explicit exploitation and exploration controls, offline knowledge, differential evolution, numerical optimization.

1 Introduction

In the past decade, multi-strategy [1-16] based differential evolution (DE) [17-20] has gained much attention from researchers. It is generally believed that introducing multiple alternative strategies in a single algorithm allows adjusting evolution directions as well as evolution scales to meet the exploitation and exploration needs for different searching tasks. Existing techniques that employ multi-strategy can be summarized by the following two categories.

(1) **Adaptive methods.** In this category, adaptive operator selection [9, 13, 15, 16] is a popular technique, which involves multiple strategies in the evolution and the past success experience is used for credit assignment to determine the probabilities of the operators that will be used further. This technique has been widely adopted for constructing DE variants, e.g. SaDE (Strategy adaptation DE) [16], SaM-JADE (Strategy adaptation JADE [20]) [15] and MPEDE (Multi-population ensemble strategy DE) [6] for single-objective optimization. In [9, 10], strategy adaptation has also been extended to multi-objective optimization. A comprehensive survey about strategy ensemble can be found in [1].

(2) **Deterministic methods.** Deterministic methods can also be referred to as non-adaptive methods, which do not utilize

S. X. Zhang, W. S. Chan and K. S. Tang are with the Department of Electrical Engineering, City University of Hong Kong, Kowloon, Hong Kong. (email: shengxinzhang@gmail.com; eeej2710@cityu.edu.hk; eekstang@cityu.edu.hk)

S. Y. Zheng is with the School of Electronics and Information Technology, Sun Yat-sen University, Guangzhou, China. (email: zhengshaoy@mail.sysu.edu.cn).

feedbacks from previous search. In the ECHT (Ensemble of constraint handling method) [14] technique, different constraint handling methods are employed to generate offspring for its own population. In the CoDE (Composite DE) [11] algorithm, three operators combined with three pairs of control parameters are used to generate three candidates with the fittest one being selected as an offspring. In the CSM (Cheap surrogate model) [8] strategy, multiple candidates are generated from different operators and the final offspring is chosen by a density function. In the SCSS (Selective-candidate with similarity selection rule) [2] method, each current solution owns a pool of multiple candidates generated by multiple reproductions. The final offspring is determined from the pool by a fitness ranking and similarity measures-based selection method. Although SCSS is a deterministic method, it can be applied to adaptive DEs and indeed good control parameters are better rewarded.

Although the above deterministic methods have proven efficient in solving various kinds of problems, they may be further improved by introducing adaptive mechanisms. On the other hand, with regards to the existing adaptive techniques, there is still room for improvements. In particular, these methods commonly involve trying multiple methods. Although the better-performing strategy would be allocated more computational resources, the worse-performing strategy also consumes function evaluations in the learning process. More importantly, to remedy or even avoid the potential risk (e.g. leading to a local minimum by an exploitative strategy or over-encouraging exploration by an explorative strategy) brought on by involving the worse strategy in learning, is also a challenging task.

Although the characteristics (i.e. exploitation or exploration) of some strategies [17, 18, 20-22] can be known beforehand, it is rarely used for adaptation. Observing this void in adaptive strategy studies, this paper proposes an adaptation scheme with explicit exploitation and exploration controls (**Explicit adaptation**, i.e. **Ea scheme**). Its features can be summarized as follows:

(1) Three strategies are employed in the Ea scheme: one with relatively balanced exploitation and exploration capability (EEC) in SCSS generations to optimize, whilst learning the exploitation and exploration needs; the other two candidates: one exploitative and one explorative adaptively employed in adaptive generations.

(2) Different from existing methods [1] which adapt strategy based on its online performance compared with those of others, Ea scheme does not involve trying multiple strategies. Instead, it treats the optimization process as a sequence of explicit exploitation and exploration tasks that could be handled by the two candidate strategies, respectively. The priori knowledge of the strategies is well-studied offline and directly used in the scheme.

The rest of the paper is organized as follows: Sections 2 and 3 describe the related preliminary and the proposed method respectively. Section 4 presents the experiments while Section 5 concludes this work.

2 Preliminary

In SCSS-L-SHADE (Selective-candidate with similarity selection rule based L-SHADE [21]) [2], two independent reproductions are performed to generate two candidates $\vec{u}_{i,G}^m \{m = 1, 2\}$ for each current solution $\vec{x}_{i,G}$ at each generation G and the offspring is determined by the following similarity selection rule (**Algorithm 1**):

Algorithm 1: Similarity selection rule

If $\text{rand}_i(0,1) \times 2 \times GD > \text{rank}(i)/NP$

 Select the closest candidate from $\vec{u}_{i,G}^m \{m = 1, 2\}$ for current solution $\vec{x}_{i,G}$;

Else

 Select the farthest candidate from $\vec{u}_{i,G}^m \{m = 1, 2\}$ for current solution $\vec{x}_{i,G}$;

End If

Here, $rand_i(0,1)$ is a uniformly distributed random number within (0,1) for each individual i , $rank(i)$ is the fitness ranking (the smaller, the better quality) and NP is the current population size. In this rule, the superior solution is associated with closer candidate while the inferior solution the farther one. GD value controls the greed of the selection rule, the larger GD , the more current solutions select closer candidates and thus the algorithm becomes more exploitative.

Fig.1 shows the average distance of offspring from parent solutions in SCSS-L-SHADE with greedy degree $GD = 0.5$ (denoted as SCSS-L-SHADE_GD0.5) and the original L-SHADE. It was reported in [2] that SCSS-L-SHADE_GD0.5 performs better than L-SHADE on a wide variety of benchmarks and real-world problems for its synthesis of exploitation (superior part) and exploration (inferior part). Interestingly, the motivation behind strategy adaptation is also to detect and meet the exploitation and exploration needs (EEN). This motivates us to utilize it as a tool for EEN detection.

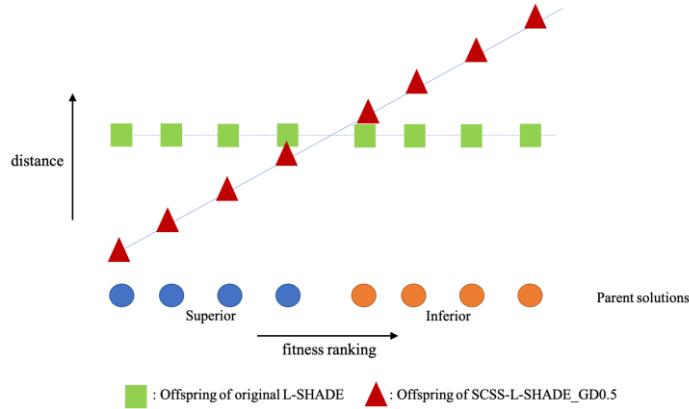


Fig.1 Average distance of offspring from parent solutions in SCSS-L-SHADE_GD0.5 and the original L-SHADE (A population with 8 solutions is shown as an example).

3 EaDE (Explicitly adaptive DE)

3.1 Strategy pool in EaDE

Besides SCSS-L-SHADE_GD0.5 (marked as S1), two other strategies are maintained in EaDE, i.e. SCSS-L-SHADE with $GD = 0.1$ and SCSS-L-CIPDE with $GD = 0.9$, denoted as SCSS-L-SHADE_GD0.1 (marked as S2) and SCSS-L-CIPDE_GD0.9 (marked as S3) respectively. The difference between SCSS-L-SHADE and SCSS-L-CIPDE lies in the mutation and crossover operations. The former employs the “current-to- p best/1” mutation and classic binomial crossover [21] while the latter uses the collective information powered (CIP) mutation and crossover [22]. The main difference lies in that the guiding vector in “current-to- p best/1” mutation is the single top- p fittest individual while in CIP powered mutation and crossover, collective information vector of several fittest solutions [22] is used. The principle behind employing these two strategies is that SCSS-L-CIPDE_GD0.9 is relatively exploitative while SCSS-L-SHADE_GD0.1 is relatively explorative. To demonstrate these properties, we employed the three strategies to sample three offspring populations $\bar{u}_{i,G}$ on the same parent population independently at each generation G on 28 30-dimensional (30-D) CEC2013 benchmark functions [23] with maximum function evaluations of $10000 \times D$. For each function, 30 trials were performed.

Define the diversity of the sampled populations as

$$Div_G = \frac{1}{NP} \sum_{i=1}^{NP} \|\bar{u}_{i,G} - \bar{u}_G\|$$

Where $\|\vec{u}_{i,G} - \vec{u}_G\|$ is the Euclidian distance between $\vec{u}_{i,G}$ and \vec{u}_G , and $\vec{u}_G = \frac{1}{NP} \sum_{i=1}^{NP} \vec{u}_{i,G}$.

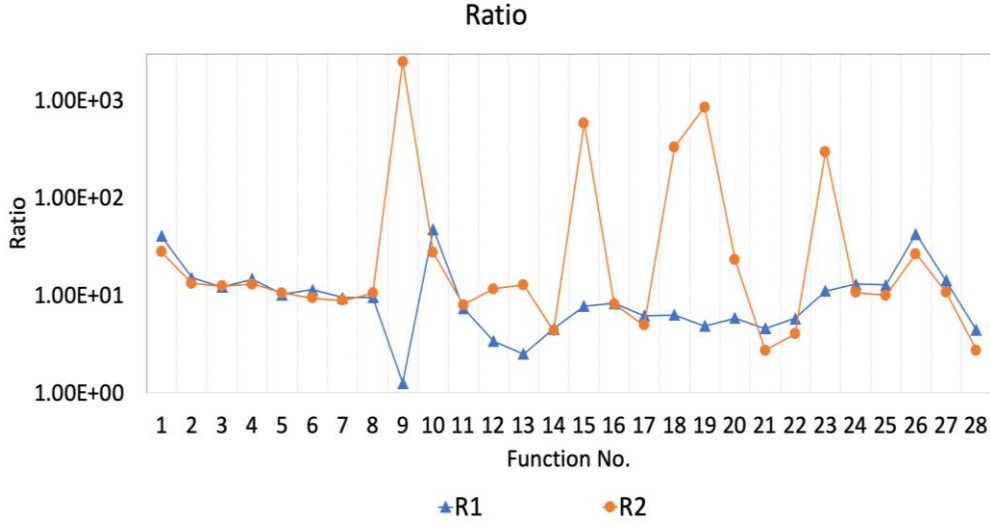
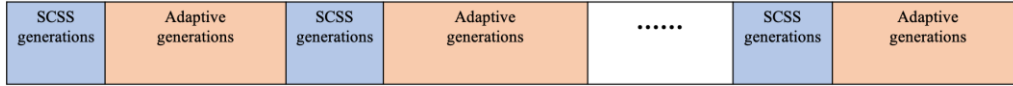


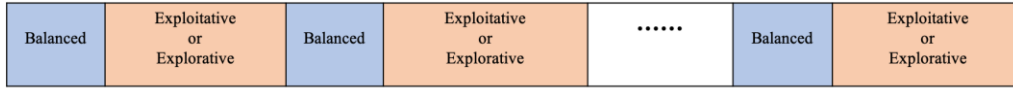
Fig.2 R1 and R2 values on 28 30-D CEC2013 functions.

Table 1 Performance ranking of the GD values for SCSS-L-CIPDE (on Set 1) and SCSS-L-SHADE (on Set 2). The smaller ranking value, the better.

GD	0.0	0.1	0.2	0.3	0.4	0.5	0.6	0.7	0.8	0.9	1.0
Set1	10.50	10.00	8.90	7.20	6.20	3.80	3.80	3.80	2.60	2.20	7.00
Set2	5.83	4.12	4.20	4.29	4.41	4.91	4.75	6.33	8.00	8.91	10.20



(a)



(b)

Fig.3 Illustration of the Ea scheme, (a): division of generations; (b): characteristics of the associated strategies.

In this experiment, we intended to compare S1 with S2, S3 with S1. To this end, we compared the diversity of the populations generated by S1 and S2, S3 and S1 respectively at each generation and then counted accumulatively. The average times over 30 runs that the population generated by S1 has smaller/larger diversity than the population by S2 are denoted as $T_{S1 < S2}$ and $T_{S1 > S2}$ respectively. Thus, the ratio $R1 = T_{S1 < S2} / T_{S1 > S2}$ represents the relative greed of the two strategies. If the value is larger than 1, it means S1 is more exploitative than S2. Similarly, we used ratio $R2 = T_{S3 < S1} / T_{S3 > S1}$ for the comparison of S3 and S1.

Fig.2 shows the obtained R1 and R2 values on the total 28 functions by the experiment. It is seen that R1 and R2 are larger than 1 on all the functions, indicating that S1 is more exploitative than S2 and S3 is more exploitative than S1 respectively. Based on this observation, we have the following exploitation capability ranking: SCSS-L-CIPDE_GD0.9 > SCSS-L-SHADE_GD0.5 > SCSS-L-SHADE_GD0.1 and thus the exploration capability ranking : SCSS-L-CIPDE_GD0.9 < SCSS-L-SHADE_GD0.5 < SCSS-L-SHADE_GD0.1, where “>” means stronger than and “<” means weaker than.

With respect to the choice of GD values, firstly, we classify the 30-D CEC2013 functions into two sets, i.e. Set 1 (larger GD performs better) and Set 2 (smaller GD performs better). Thus, these two sets can be used to examine the exploitation and

exploration capabilities of an algorithm respectively. Then we test SCSS-L-CIPDE and SCSS-L-SHADE with eleven GD values (from 0.0 to 1.0 with step of 0.1) on *Set 1* and *Set 2*, respectively. The overall performance ranking by Friedman's test [24] is shown in Table 1. As suggested by the results, $GD = 0.9$ and 0.1 are chosen for SCSS-L-CIPDE and SCSS-L-SHADE respectively.

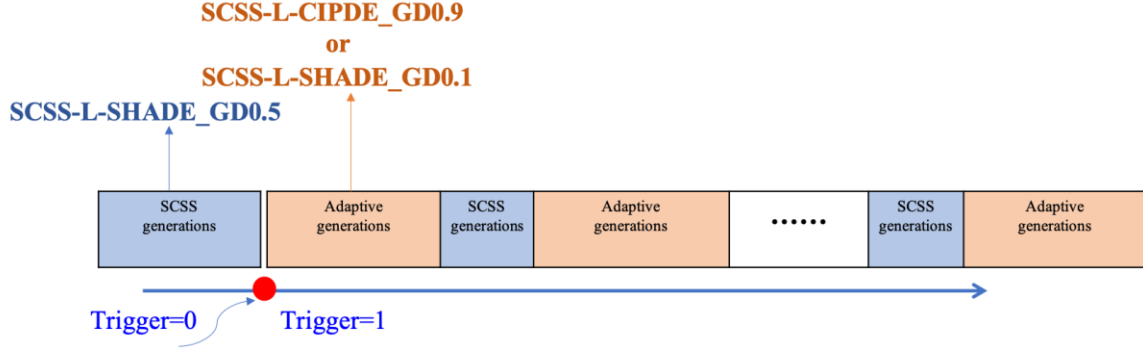


Fig.4 Illustration of EaDE.

3.2 Explicit adaptation with exploitation and exploration controls (Ea scheme)

Fig.3 illustrates the division of different generations and the characteristics of associated strategies in the proposed Ea scheme. The entire evolution is segmented into several non-overlapped intervals with equal number of generations. In each interval, there are SCSS generations and adaptive generations with sizes of LEN and $K \times LEN$ respectively, where K is an integer.

In SCSS generations, SCSS-L-SHADE_GD0.5 is performed and then the total fitness improvements of the superior and inferior parts are calculated respectively as:

$$IMP_S = \sum_{g=1}^{LEN} \sum_{rank(i)=1}^{\lfloor NP/2 \rfloor} \Delta f_i$$

$$IMP_I = \sum_{g=1}^{LEN} \sum_{rank(i)=\lfloor NP/2 \rfloor + 1}^{NP} \Delta f_i$$

$$\text{Where } \Delta f_i = \begin{cases} f(\vec{x}_{i,G}) - f(\vec{u}_{i,G}) & \text{if } f(\vec{u}_{i,G}) < f(\vec{x}_{i,G}) \\ 0 & \text{otherwise} \end{cases},$$

$\lfloor \cdot \rfloor$ represents a floor function and $\lceil \cdot \rceil$ is a ceiling function.

In the adjacent adaptive generations, **Algorithm 2** is performed. The principle behind this design is as follows: According to Section 2, the superior and inferior solutions in the SCSS-L-SHADE_GD0.5 strategy are responsible for exploitation and exploration tasks respectively. A larger contribution (i.e. total fitness improvements) of the superior part compared to that of the inferior part indicates that the current stage may need more exploitation attempts. Therefore, an exploitative strategy SCSS-L-CIPDE_GD0.9 will be used. Otherwise, if the inferior part contributes more, it is more confident that an explorative strategy is more suitable. With the Ea scheme, the search step is predictively adjusted.

Algorithm 2: Ea scheme

If $IMP_S > IMP_I$

 Run SCSS-L-CIPDE_GD0.9

Elseif $IMP_S < IMP_I$

Run SCSS-L-SHADE_GD0.1
Elseif $IMP_S = IMP_I$
 Run a random strategy of the above two.
End If

3.3 Detection of evolution difficulty

With the “current-to- p best/1” mutation, in the early evolution stage, compared to the superior solutions, the inferior solutions may be easily guided by the top- p fittest solutions and easier to be improved. Thus, at this stage, it may be unfair to compare these two parts. To address this problem, we proposed a mechanism to detect the difficulty of the evolution stages. At the beginning, the Ea scheme will not be triggered, i.e. $Trigger = 0$. Then the total fitness improvements of superior and inferior parts within every Q generations (Q is set to 10 in this paper) are recorded respectively, denoted as FI_S and FI_I . If FI_S is larger than FI_I , it means that the current evolution stage becomes difficult and the superior part becomes competitive. Then the Ea scheme is triggered, i.e. $Trigger = 1$ and adopted until the end of the search. The superior and inferior parts have equal chances to compete. Otherwise, SCSS-L-SHADE_GD0.5 is employed and $Trigger = 0$.

3.4 The complete EaDE algorithm

Combining the above methods, the complete EaDE algorithm is described in **Algorithm 3** and shown in Fig. 4.

Algorithm 3: EaDE

```

1:  $Trigger = 0$ ;
2: Run SCSS-L-SHADE_GD0.5;
3: Respectively record the total fitness improvements of superior and inferior solutions within every  $Q$  generations, denoted as
    $FI\_S$  and  $FI\_I$ .
4: If  $FI\_S > FI\_I$ 
5:    $Trigger = 1$ ,
   -----Ea scheme-----
6:   For each interval, calculate  $IMP\_S$  and  $IMP\_I$ ;
7:   If  $IMP\_S > IMP\_I$ 
8:     Run SCSS-L-CIPDE_GD0.9
9:   Elseif  $IMP\_S < IMP\_I$ 
10:    Run SCSS-L-SHADE_GD0.1
11:   Elseif  $IMP\_S = IMP\_I$ 
12:    Run a random strategy of the above two.
13:   End If
   -----
14: Else
15:    $Trigger = 0$ , run SCSS-L-SHADE_GD0.5;
16: End If

```

4 Simulation

In this section, we conduct experiments to verify the effectiveness of the proposed method. 28 minimization benchmark functions from CEC2013 [23] are considered. Performance of algorithms are measured by the final obtain best solution. Following [23], solutions smaller than 10^{-8} are reported as 0. For each function, 51 trials are performed, each with $10000 \times D$ maximum function evaluations. The 5% significance level Wilcoxon signed-rank test [24] is used to compare the performance. When the compared algorithm is significantly worse than, similar to or better than the algorithm under consideration, we mark it using “—”, “=” and “+”, respectively.

4.1 Parameter settings for EaDE

The initial population size is set to $18 \times D$ and linearly decreased to 4 at the end, this setting is kept the same as SCSS-L-SHADE [2]. The size of SCSS generations LEN is set to 30 and the size of adaptive generations is set to $K \times LEN = 2 \times 30 = 60$.

4.2 Effectiveness of the Ea scheme: comparison with three variants

Firstly, we construct the following three variants to verify the effectiveness of the Ea scheme.

Variant-oppo: It is an opposite version of Ea, as follows:

```
If  $IMP\_S > IMP\_I$ 
    Run SCSS-L-SHADE_GD0.1
Elseif  $IMP\_S < IMP\_I$ 
    Run SCSS-L-CIPDE_GD0.9
Elseif  $IMP\_S = IMP\_I$ 
    Run a random strategy of the above two.
End If
```

Variant-random: Different from Ea, the two strategies, SCSS-L-SHADE_GD0.1 and SCSS-L-CIPDE_GD0.9 are randomly used in this variant.

Variant-TAE: It is an *adaptive with trial-and-error* variant, as illustrated in Fig.5 and described as follows:

In trial generations, SCSS-L-CIPDE_GD0.9, SCSS-L-SHADE_GD0.5 and SCSS-L-SHADE_GD0.1 have an equal chance to be used. Then record the total fitness improvements contributed by them respectively, denoted as IMP_CIP and $IMP_SHA_0.5$ and $IMP_SHA_0.1$.

In the adjacent adaptive generations,

```
If  $IMP\_CIP$  is the unique largest in  $\{IMP\_CIP, IMP\_SHA\_0.5, IMP\_SHA\_0.1\}$ 
    Run SCSS-L-CIPDE_GD0.9
Elseif  $IMP\_SHA\_0.1$  is the unique largest in  $\{IMP\_CIP, IMP\_SHA\_0.5, IMP\_SHA\_0.1\}$ 
    Run SCSS-L-SHADE_GD0.1
Elseif  $IMP\_SHA\_0.5$  is the unique largest in  $\{IMP\_CIP, IMP\_SHA\_0.5, IMP\_SHA\_0.1\}$ 
    Run SCSS-L-SHADE_GD0.5
Elseif more than one largest value in  $\{IMP\_CIP, IMP\_SHA\_0.5, IMP\_SHA\_0.1\}$ 
    Run a random strategy with the largest value.
End If
```

For a direct comparison, except the above differences, other settings are kept the same as EaDE. Table 2 reports the mean (standard deviations) and comparison results for the 30-D and 50-D cases. The results can be summarized as follows:

(1) EaDE performs significantly better than Variant-oppo, winning in 24 (=11+13) cases and losing in none. This result directly confirms the effectiveness of Ea scheme.

(2) EaDE also outperforms Variant-random with the “win/tie/lose” results of “6/22/0” and “7/21/0” in 30-D and 50-D case respectively with no function losing to Variant-random. Meanwhile, considering the results of Variant-oppo, it is seen that Variant-random performs better than Variant-oppo, further indicating that Variant-oppo is not an appropriate choice.

(3) EaDE without trial-and-error is significantly better than Variant-TAE with trial-and-error in 26 (=13+13) cases and worse in 4 (=2+2) cases. In Section 1, we claimed that “*to remedy or even avoid the potential risk brought on by involving the worse strategy in learning is also a challenging task*”. When introducing a new strategy, it could bring advantages when solving some problems, however, it may also introduce weaknesses in other kinds of problems. To demonstrate this, we consider two 30-D functions, F13 and F22. Table 3 collects the results of the compared algorithms on these functions. As seen from Table 3, among the three strategies, SCSS-L-CIPDE_GD0.9 and SCSS-L-SHADE_GD0.1 have an advantage on only one of the two functions. Variant-TAE employs the three strategies to try and determine the best one to use in adaptive generations. For F13, it performs better than all the strategies, meaning that Variant-TAE could adapt to appropriate strategies on this function. While for EaDE, it not only performs better than the baselines but also outperforms Variant-TAE. For F22, Variant-TAE could not eliminate the disadvantage of involving SCSS-L-CIPDE_GD0.9 and as a result, it loses to SCSS-L-SHADE_GD0.1 although it performs better than the other two strategies. While for EaDE, it overcomes the drawback of SCSS-L-CIPDE_GD0.9. This can be explained by the fact that EaDE employs SCSS-L-CIPDE_GD0.9 only when it is needed while Variant-TAE includes it in the trial-and-error process.

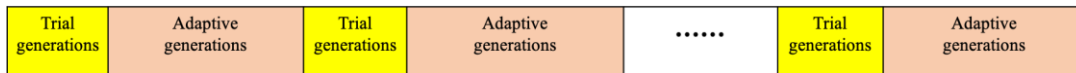


Fig.5 Illustration of Variant-TAE.

Table 3 Experiment results on 30-D F13 and F22

	SCSS-L-CIPDE_GD0.9	SCSS-L-SHADE_GD0.1	SCSS-L-SHADE_GD0.5	Variant-TAE	EaDE
F13	6.04 (6.30)	8.53 (3.64)	6.89 (3.71)	2.31 (2.67)	1.63 (2.40)
F22	115.61 (2.97)	106.85 (1.84)	108.10 (1.50)	107.14 (1.35)	106.86 (1.73)
vs. Variant-TAE (F13)	—	—	—	<div style="display: flex; align-items: center; justify-content: center;"> <div style="border: 1px solid black; width: 100px; height: 100px; margin: 0 auto; position: relative;"> <div style="position: absolute; top: 0; right: 0; width: 50%; height: 50%; border: 1px solid black; transform: rotate(45deg);"></div> </div> </div>	
vs. EaDE (F13)	—	—	—		
vs. Variant-TAE (F22)	—	+	—		
vs. EaDE (F22)	—	=	—		

Table 2 Performance comparisons of EaDE with the variants
on 30-D and 50-D CEC2013 benchmark set

		30-D				50-D			
		Variant- oppo	Variant- random	Variant- TAE	EaDE	Variant- oppo	Variant- random	Variant- TAE	EaDE
Unimodal Functions	F1	0.00E+00 = (0.00E+00)	0.00E+00 = (0.00E+00)	0.00E+00 = (0.00E+00)	0.00E+00 (0.00E+00)	0.00E+00 = (0.00E+00)	0.00E+00 = (0.00E+00)	0.00E+00 = (0.00E+00)	0.00E+00 (0.00E+00)
	F2	0.00E+00 = (0.00E+00)	0.00E+00 = (0.00E+00)	1.93E-04 - (1.38E-03)	0.00E+00 (0.00E+00)	4.28E+01 = (9.23E+01)	1.95E+01 = (5.83E+01)	1.42E+03 - (1.80E+03)	1.99E+01 (5.33E+01)
	F3	1.91E-04 - (1.11E-03)	1.53E-03 - (1.02E-02)	3.92E+01 - (2.50E+02)	8.13E-04 (4.85E-03)	3.42E+03 = (1.58E+04)	6.30E+03 = (1.49E+04)	7.10E+04 - (2.11E+05)	2.31E+03 (5.30E+03)
	F4	0.00E+00 = (0.00E+00)	0.00E+00 = (0.00E+00)	0.00E+00 = (0.00E+00)	0.00E+00 (0.00E+00)	0.00E+00 = (0.00E+00)	0.00E+00 = (0.00E+00)	0.00E+00 = (0.00E+00)	0.00E+00 (0.00E+00)
	F5	0.00E+00 = (0.00E+00)	0.00E+00 = (0.00E+00)	0.00E+00 = (0.00E+00)	0.00E+00 (0.00E+00)	0.00E+00 = (0.00E+00)	0.00E+00 = (0.00E+00)	0.00E+00 = (0.00E+00)	0.00E+00 (0.00E+00)
Basic Multimodal Functions	F6	0.00E+00 = (0.00E+00)	5.18E-01 = (3.70E+00)	1.56E-09 = (8.49E-09)	0.00E+00 (0.00E+00)	4.34E+01 = (0.00E+00)	4.34E+01 = (0.00E+00)	4.34E+01 = (2.27E-14)	4.34E+01 (0.00E+00)
	F7	2.09E-01 = (1.98E-01)	2.91E-01 = (2.73E-01)	8.26E-01 - (1.15E+00)	3.38E-01 (3.67E-01)	7.61E-01 = (7.80E-01)	8.25E-01 = (8.81E-01)	3.10E+00 - (2.43E+00)	7.01E-01 (7.35E-01)
	F8	2.09E+01 - (1.16E-01)	2.08E+01 - (1.20E-01)	2.08E+01 = (1.29E-01)	2.07E+01 (1.83E-01)	2.10E+01 - (9.87E-02)	2.10E+01 = (1.03E-01)	2.10E+01 - (1.15E-01)	2.10E+01 (1.24E-01)
	F9	2.55E+01 - (1.35E+00)	2.21E+01 = (2.23E+00)	2.21E+01 = (3.23E+00)	2.24E+01 (2.86E+00)	5.19E+01 - (2.35E+00)	4.60E+01 = (4.71E+00)	3.88E+01 + (1.20E+01)	4.53E+01 (8.18E+00)
	F10	0.00E+00 = (0.00E+00)	0.00E+00 = (0.00E+00)	1.84E-03 - (4.12E-03)	0.00E+00 (0.00E+00)	3.82E-03 = (4.63E-03)	3.82E-03 = (5.06E-03)	9.56E-03 - (9.67E-03)	3.58E-03 (4.25E-03)
	F11	0.00E+00 = (0.00E+00)	0.00E+00 = (0.00E+00)	0.00E+00 = (0.00E+00)	0.00E+00 (0.00E+00)	2.14E-09 - (8.13E-09)	0.00E+00 = (0.00E+00)	0.00E+00 = (0.00E+00)	0.00E+00 (0.00E+00)
	F12	6.73E+00 - (1.80E+00)	2.72E+00 = (2.28E+00)	3.05E+00 = (2.17E+00)	2.73E+00 (2.45E+00)	1.34E+01 - (2.58E+00)	1.03E+01 = (3.40E+00)	9.34E+00 = (4.32E+00)	9.63E+00 (3.26E+00)
	F13	6.70E+00 - (3.75E+00)	1.96E+00 = (2.57E+00)	2.31E+00 - (2.67E+00)	1.63E+00 (2.40E+00)	1.85E+01 - (8.64E+00)	9.87E+00 = (6.13E+00)	1.35E+01 = (1.20E+01)	1.03E+01 (7.26E+00)
	F14	1.67E-01 - (8.59E-02)	3.23E-02 - (2.33E-02)	2.69E-02 - (2.64E-02)	1.10E-02 (1.34E-02)	1.17E+01 - (5.42E+00)	1.07E+00 - (6.46E-01)	8.68E-01 - (7.79E-01)	1.53E-01 (5.05E-02)
	F15	2.60E+03 = (3.15E+02)	2.58E+03 = (3.34E+02)	2.41E+03 + (4.51E+02)	2.59E+03 (3.05E+02)	6.25E+03 = (5.27E+02)	5.93E+03 = (7.08E+02)	6.07E+03 = (6.64E+02)	6.06E+03 (5.96E+02)
	F16	6.34E-01 - (3.07E-01)	4.78E-01 - (3.94E-01)	4.52E-01 - (2.98E-01)	2.18E-01 (1.86E-01)	1.13E+00 - (4.41E-01)	8.24E-01 - (3.59E-01)	7.35E-01 - (3.43E-01)	5.85E-01 (4.49E-01)
	F17	3.04E+01 - (3.25E-03)	3.04E+01 - (1.32E-06)	3.04E+01 - (7.83E-14)	3.04E+01 (9.43E-07)	5.10E+01 - (6.90E-02)	5.08E+01 - (6.46E-03)	5.08E+01 - (6.61E-03)	5.08E+01 (2.81E-04)
	F18	5.20E+01 - (4.86E+00)	4.27E+01 - (5.27E+00)	3.99E+01 = (4.12E+00)	4.05E+01 (4.59E+00)	1.02E+02 - (8.38E+00)	8.25E+01 - (1.16E+01)	7.65E+01 = (8.12E+00)	7.51E+01 (8.04E+00)
	F19	1.13E+00 = (1.20E-01)	1.10E+00 = (1.12E-01)	1.08E+00 + (1.49E-01)	1.15E+00 (1.27E-01)	2.45E+00 = (2.21E-01)	2.36E+00 = (2.09E-01)	2.26E+00 = (2.68E-01)	2.34E+00 (2.92E-01)
	F20	1.12E+01 - (1.67E+00)	1.01E+01 = (1.29E+00)	1.01E+01 = (1.07E+00)	1.05E+01 (1.41E+00)	1.83E+01 - (4.73E-01)	1.76E+01 - (6.47E-01)	1.75E+01 = (7.53E-01)	1.73E+01 (8.16E-01)
Composition Functions	F21	2.97E+02 = (4.92E+01)	2.93E+02 = (3.69E+01)	2.97E+02 = (3.17E+01)	2.92E+02 (2.72E+01)	6.16E+02 = (4.63E+02)	5.74E+02 = (4.53E+02)	7.31E+02 = (4.52E+02)	5.62E+02 (4.55E+02)
	F22	1.11E+02 - (2.38E+00)	1.08E+02 - (2.13E+00)	1.07E+02 - (1.35E+00)	1.07E+02 (1.73E+00)	3.17E+01 - (5.66E+00)	1.59E+01 - (2.13E+00)	1.36E+01 - (1.42E+00)	1.24E+01 (1.01E+00)
	F23	2.44E+03 - (3.29E+02)	2.25E+03 = (3.63E+02)	2.20E+03 = (3.83E+02)	2.24E+03 (3.87E+02)	5.54E+03 - (6.21E+02)	4.97E+03 = (6.34E+02)	4.57E+03 + (8.28E+02)	5.10E+03 (6.94E+02)
	F24	2.00E+02 = (2.83E-01)	2.00E+02 = (8.34E-01)	2.02E+02 - (2.45E+00)	2.00E+02 (5.33E-01)	2.03E+02 = (3.74E+00)	2.04E+02 = (4.84E+00)	2.15E+02 - (9.21E+00)	2.04E+02 (3.52E+00)
	F25	2.40E+02 = (4.46E+00)	2.40E+02 = (4.69E+00)	2.41E+02 - (4.26E+00)	2.39E+02 (3.91E+00)	2.73E+02 = (5.97E+00)	2.76E+02 = (6.30E+00)	2.81E+02 - (7.08E+00)	2.75E+02 (6.02E+00)
	F26	2.00E+02 = (1.20E-13)	2.00E+02 = (8.51E-14)	2.00E+02 - (1.70E-13)	2.00E+02 (1.11E-13)	2.37E+02 - (5.12E+01)	2.51E+02 - (5.28E+01)	2.30E+02 - (4.90E+01)	2.20E+02 (4.32E+01)
	F27	3.01E+02 = (1.34E+00)	3.00E+02 = (5.44E-01)	3.09E+02 - (1.28E+01)	3.00E+02 (2.78E-01)	3.61E+02 = (6.37E+01)	3.64E+02 = (6.15E+01)	4.44E+02 - (1.05E+02)	3.61E+02 (5.76E+01)
	F28	3.00E+02 = (3.22E-14)	3.00E+02 = (0.00E+00)	3.00E+02 = (3.22E-14)	3.00E+02 (0.00E+00)	4.00E+02 = (3.85E-13)	4.00E+02 = (2.82E-13)	4.00E+02 = (2.82E-13)	4.00E+02 (3.92E-13)
+	=	11 17 0	6 22 0	13 13 2		13 15 0	7 21 0	13 13 2	
		Variant- oppo	Variant- random	Variant- TAE	EaDE	Variant- oppo	Variant- random	Variant- TAE	EaDE

Table 4 Performance comparisons of EaDE with the components
on 30-D and 50-D CEC2013 benchmark set

		30-D				50-D			
		SCSS-L- CIPDE_ GD0.9	SCSS-L- SHADE_ GD0.1	SCSS-L- SHADE_ GD0.5	EaDE	SCSS-L- CIPDE_ GD0.9	SCSS-L- SHADE_ GD0.1	SCSS-L- SHADE_ GD0.5	EaDE
Unimodal Functions	F1	0.00E+00 = (0.00E+00)	0.00E+00 = (0.00E+00)	0.00E+00 = (0.00E+00)	0.00E+00 (0.00E+00)	0.00E+00 = (0.00E+00)	0.00E+00 = (0.00E+00)	0.00E+00 = (0.00E+00)	0.00E+00 (0.00E+00)
	F2	1.15E+02 - (2.41E+02)	0.00E+00 = (0.00E+00)	0.00E+00 = (0.00E+00)	0.00E+00 (0.00E+00)	1.94E+04 - (1.08E+04)	3.47E+01 = (6.22E+01)	3.83E+01 = (9.38E+01)	1.99E+01 (5.33E+01)
	F3	5.34E+02 - (2.11E+03)	1.34E-04 = (9.29E-04)	1.94E-06 = (8.14E-06)	8.13E-04 (4.85E-03)	2.85E+05 - (6.77E+05)	9.43E+02 = (2.52E+03)	6.20E+02 = (2.15E+03)	2.31E+03 (5.30E+03)
	F4	0.00E+00 = (0.00E+00)	0.00E+00 = (0.00E+00)	0.00E+00 = (0.00E+00)	0.00E+00 (0.00E+00)	0.00E+00 = (0.00E+00)	0.00E+00 = (0.00E+00)	0.00E+00 = (0.00E+00)	0.00E+00 (0.00E+00)
	F5	0.00E+00 = (0.00E+00)	0.00E+00 = (0.00E+00)	0.00E+00 = (0.00E+00)	0.00E+00 (0.00E+00)	0.00E+00 = (0.00E+00)	0.00E+00 = (0.00E+00)	0.00E+00 = (0.00E+00)	0.00E+00 (0.00E+00)
Basic Multimodal Functions	F6	5.18E-01 - (3.70E+00)	5.18E-01 = (3.70E+00)	0.00E+00 = (0.00E+00)	0.00E+00 (0.00E+00)	4.34E+01 + (5.28E-14)	4.34E+01 = (0.00E+00)	4.34E+01 = (0.00E+00)	4.34E+01 (0.00E+00)
	F7	1.84E+00 - (1.06E+00)	2.03E-01 = (2.08E-01)	3.14E-01 = (3.90E-01)	3.38E-01 (3.67E-01)	5.05E+00 - (1.75E+00)	7.62E-01 = (7.12E-01)	7.64E-01 = (8.52E-01)	7.01E-01 (7.35E-01)
	F8	2.09E+01 - (5.85E-02)	2.07E+01 = (1.40E-01)	2.08E+01 - (1.24E-01)	2.07E+01 (1.83E-01)	2.11E+01 - (2.72E-02)	2.09E+01 = (1.60E-01)	2.10E+01 = (1.21E-01)	2.10E+01 (1.24E-01)
	F9	1.97E+01 = (5.96E+00)	2.51E+01 - (2.96E+00)	2.67E+01 - (1.72E+00)	2.24E+01 (2.86E+00)	2.34E+01 + (5.06E+00)	5.28E+01 - (1.59E+00)	5.37E+01 - (1.74E+00)	4.53E+01 (8.18E+00)
	F10	8.89E-03 - (6.29E-03)	0.00E+00 = (0.00E+00)	0.00E+00 = (0.00E+00)	0.00E+00 (0.00E+00)	2.99E-02 - (2.56E-02)	3.91E-03 = (4.65E-03)	3.62E-03 = (4.76E-03)	3.58E-03 (4.25E-03)
	F11	0.00E+00 = (0.00E+00)	0.00E+00 = (0.00E+00)	0.00E+00 = (0.00E+00)	0.00E+00 (0.00E+00)	2.94E-04 - (6.52E-04)	0.00E+00 = (0.00E+00)	0.00E+00 = (0.00E+00)	0.00E+00 (0.00E+00)
	F12	3.60E+00 - (2.64E+00)	6.97E+00 - (1.79E+00)	5.95E+00 - (1.47E+00)	2.73E+00 (2.45E+00)	1.79E+01 - (5.20E+00)	1.45E+01 - (3.29E+00)	1.20E+01 - (2.38E+00)	9.63E+00 (3.26E+00)
	F13	6.04E+00 - (6.30E+00)	8.53E+00 - (3.64E+00)	6.89E+00 - (3.71E+00)	1.63E+00 (2.40E+00)	6.26E+01 - (2.87E+01)	1.97E+01 - (7.84E+00)	1.70E+01 - (7.21E+00)	1.03E+01 (7.26E+00)
	F14	3.96E+00 - (2.35E+00)	1.51E-02 = (1.77E-02)	3.06E-02 = (2.65E-02)	1.10E-02 (1.34E-02)	3.53E+01 - (9.36E+00)	1.60E-01 = (3.87E-02)	1.93E-01 - (4.81E-02)	1.53E-01 (5.05E-02)
	F15	2.57E+03 = (5.01E+02)	2.71E+03 = (4.50E+02)	2.51E+03 = (3.15E+02)	2.59E+03 (3.05E+02)	6.05E+03 = (7.58E+02)	6.47E+03 - (4.96E+02)	6.01E+03 = (4.67E+02)	6.06E+03 (5.96E+02)
	F16	8.00E-01 - (4.21E-01)	1.55E-01 = (1.17E-01)	5.29E-01 - (3.10E-01)	2.18E-01 (1.86E-01)	1.33E+00 - (5.23E-01)	2.18E-01 + (1.47E-01)	8.75E-01 - (4.54E-01)	5.85E-01 (4.49E-01)
	F17	3.05E+01 - (3.96E-02)	3.04E+01 - (6.79E-14)	3.04E+01 - (1.32E-06)	3.04E+01 (9.43E-07)	5.18E+01 - (2.44E-01)	5.08E+01 - (3.44E-04)	5.08E+01 - (2.18E-03)	5.08E+01 (2.81E-04)
	F18	3.86E+01 + (4.07E+00)	5.53E+01 - (7.75E+00)	5.00E+01 - (3.46E+00)	4.05E+01 (4.59E+00)	7.10E+01 + (5.46E+00)	1.13E+02 - (1.14E+01)	9.76E+01 - (5.81E+00)	7.51E+01 (8.04E+00)
	F19	1.13E+00 = (1.26E-01)	1.30E+00 = (1.20E-01)	1.22E+00 - (1.09E-01)	1.15E+00 (1.27E-01)	2.52E+00 - (2.27E-01)	2.94E+00 - (2.39E-01)	2.57E+00 - (1.47E-01)	2.34E+00 (2.92E-01)
	F20	1.02E+01 = (1.51E+00)	1.19E+01 - (2.04E+00)	1.31E+01 - (1.85E+00)	1.05E+01 (1.41E+00)	1.72E+01 = (9.62E-01)	1.98E+01 - (7.09E-01)	1.87E+01 - (2.05E+00)	1.73E+01 (8.16E-01)
Composition Functions	F21	3.04E+02 - (3.18E+01)	2.89E+02 = (4.11E+01)	2.94E+02 = (2.38E+01)	2.92E+02 (2.72E+01)	1.09E+03 - (1.44E+02)	5.44E+02 = (4.50E+02)	6.70E+02 - (4.66E+02)	5.62E+02 (4.55E+02)
	F22	1.16E+02 - (2.97E+00)	1.07E+02 = (1.84E+00)	1.08E+02 - (1.50E+00)	1.07E+02 (1.73E+00)	5.86E+01 - (9.67E+00)	1.27E+01 = (1.53E+00)	1.43E+01 - (1.57E+00)	1.24E+01 (1.01E+00)
	F23	2.08E+03 = (5.36E+02)	2.83E+03 - (4.52E+02)	2.52E+03 - (2.68E+02)	2.24E+03 (3.87E+02)	4.39E+03 + (7.70E+02)	6.14E+03 - (6.62E+02)	5.38E+03 - (4.48E+02)	5.10E+03 (6.94E+02)
	F24	2.04E+02 - (3.68E+00)	2.00E+02 - (2.06E-02)	2.00E+02 = (2.21E-01)	2.00E+02 (5.33E-01)	2.21E+02 - (5.34E+00)	2.05E+02 = (5.52E+00)	2.03E+02 + (3.24E+00)	2.04E+02 (3.52E+00)
	F25	2.44E+02 - (4.63E+00)	2.38E+02 = (4.04E+00)	2.39E+02 = (4.81E+00)	2.39E+02 (3.91E+00)	2.86E+02 - (7.29E+00)	2.75E+02 = (6.43E+00)	2.75E+02 = (5.92E+00)	2.75E+02 (6.02E+00)
	F26	2.00E+02 - (6.88E-06)	2.00E+02 - (1.44E-13)	2.00E+02 - (1.97E-13)	2.00E+02 (1.11E-13)	2.29E+02 - (5.01E+01)	2.28E+02 = (4.59E+01)	2.33E+02 = (4.90E+01)	2.20E+02 (4.32E+01)
	F27	3.19E+02 - (1.44E+01)	3.00E+02 = (8.51E-01)	3.00E+02 = (4.85E-01)	3.00E+02 (2.78E-01)	5.02E+02 - (9.58E+01)	3.60E+02 = (5.80E+01)	3.55E+02 = (4.84E+01)	3.61E+02 (5.76E+01)
	F28	3.00E+02 - (1.20E-13)	3.00E+02 = (0.00E+00)	3.00E+02 = (0.00E+00)	3.00E+02 (0.00E+00)	4.00E+02 + (3.31E-13)	4.00E+02 = (2.82E-13)	4.00E+02 = (2.84E-13)	4.00E+02 (3.92E-13)
+	+	18 9 1	10 18 0	12 16 0		18 5 5	9 18 1	12 15 1	
		SCSS-L- CIPDE_ GD0.9	SCSS-L- SHADE_ GD0.1	SCSS-L- SHADE_ GD0.5	EaDE	SCSS-L- CIPDE_ GD0.9	SCSS-L- SHADE_ GD0.1	SCSS-L- SHADE_ GD0.5	EaDE

4.3 Effectiveness of the Ea scheme: comparison with three components

Further, EaDE is compared with three components, i.e. SCSS-L-CIPDE_GD0.9, SCSS-L-SHADE_GD0.1 and SCSS-L-SHADE_GD0.5 on 30-D and 50-D functions, as shown in Table 4.

As seen, EaDE is better on most of the functions, winning in 79 (=18+10+12+18+9+12) and losing in 8 (=1+5+1+1) cases. Specifically, SCSS-L-CIPDE_GD0.9 outperforms EaDE on F18 in both 30-D and 50-D cases. In most other cases, it is worse than EaDE. SCSS-L-SHADE_GD0.1 performs better than EaDE in 50-D F16 case while on the rest functions, it is worse than or similar to EaDE. For SCSS-L-SHADE_GD0.5, it is defeated by EaDE in 24 cases and wins in 1 case (50-D F24).

To investigate the usages of strategies, Fig.6 shows the trajectory of the employed strategies at different adaptive generations intervals on 30-D F13 and F22. As seen from Table 4, SCSS-L-CIPDE_GD0.9 is better than SCSS-L-SHADE_GD0.1 when solving F13. Interestingly, in EaDE, SCSS-L-CIPDE_GD0.9 is not always used for this function and consequently, EaDE could outperform SCSS-L-CIPDE_GD0.9. For F22, Table 4 shows that SCSS-L-SHADE_GD0.1 is a better choice compared to SCSS-L-CIPDE_GD0.9. In EaDE, SCSS-L-SHADE_GD0.1 is selected in most of the adaptive generations. This may explain the result that EaDE is competitive to SCSS-L-SHADE_GD0.1 while outperforming SCSS-L-CIPDE_GD0.9.

In conclusion, EaDE could effectively adapt to appropriate strategies in most of the cases although there are also a few cases in which it loses to the baselines.

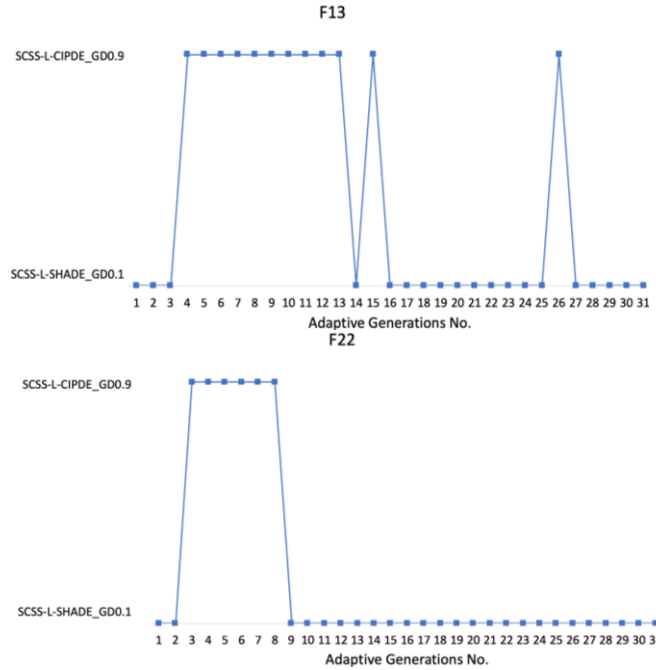


Fig.6 Usages of strategies at different stages on 30-D F13 and F22.

4.4 Comparison of EaDE with State-of-the-Art EAs

In this subsection, EaDE is compared with ten state-of-the-art evolutionary algorithms (EAs), including eight DEs, namely SaDE [16], CoDE [11], MPEDE [6], CIPDE [22], jDE [19], JADE [20], L-SHADE [21] and jSO [25], and two CMA-ES [26] variants, namely IPOP-CMA-ES (Increasing population size improved CMA-ES) [27] and HS-ES (Hybrid sampling evolution strategy) [28]. Tables 5 and 6 present the detailed results for 30-D and 50-D cases, respectively. From these two tables, the followings can be observed:

(1) EaDE performs better than three multi-strategy DEs, i.e. SaDE, CoDE and MPEDE with the “win/tie/lose” number of “25/2/1”, “20/7/1” and “22/5/1” in 30-D case and “25/2/1”, “22/4/2” and “23/4/1” in 50-D case.

(2) EaDE performs better than the rest five single-strategy DE variants for the majority of functions. It is better in 90 (=17 (CIPDE)+21(jDE)+20(JADE)+17(L-SHADE)+15(jSO)) and 101(=22(CIPDE)+21(jDE)+22(JADE)+21(L-SHADE)+15(jSO)) and worse in 8 (=2(CIPDE)+2(jDE)+1(JADE)+0(L-SHADE)+3(jSO)) and 12 (=3(CIPDE)+2(jDE)+3(JADE)+0(L-SHADE)+4(jSO)) cases in 30-D and 50-D, respectively. EaDE is driven by multiple strategies and the Ea scheme, making it more flexible in solving a wider variety of functions.

(3) The two CMA-ES variants have unique advantages in solving some functions, e.g. F9, F15, F23, F24 and F27. On most of the rest functions, they are worse than or similar to EaDE.

4.5 Comparison of EaDE with ideal SCSS models

In the advanced SCSS-DEs, two independent reproductions are performed to generate two candidates for each parent solution. Herein, the ideal SCSS-DE models are defined as follows: Two candidates are evaluated and the fitter one is selected as offspring. Thus, they have 100% accuracy and twice the maximum function evaluations (Max_FEs) are used. Noted that these models are not practical and are only used as references since they consume more function evaluations. Moreover, it should also be remarked that according to [2], there are a few functions that require high diversity where 100% accuracy may not be optimal. Thus, “ideal” only makes sense for most but not all functions. Despite this fact, higher accuracy generally achieves better overall performance. To demonstrate this, Fig.7 shows the performance ranking of SCSS-L-SHADE with each of the eleven prediction accuracies (from 0.0 to 1.0 with step of 0.1) on 30-D CEC2013 functions by Friedman’s test [24]. As seen, performance improves as accuracy increases and 100% accuracy, i.e. 1.0 is the best-performing on the whole function set.

We compared EaDE with the ideal SCSS-L-CIPDE and ideal SCSS-L-SHADE models, as presented in Table 7. From Table 7, it is found that EaDE with one Max_FEs is competitive to or even better than the ideal models with twice Max_FEs, winning in 42 (=11+8+14+9) cases and losing in 26 (=6+3+8+9) cases. The reason for such enhancement should be attributed to the introduction of multiple strategies and the strategy control mechanism, i.e. Ea scheme, where exploitation and exploration are adaptively maintained.

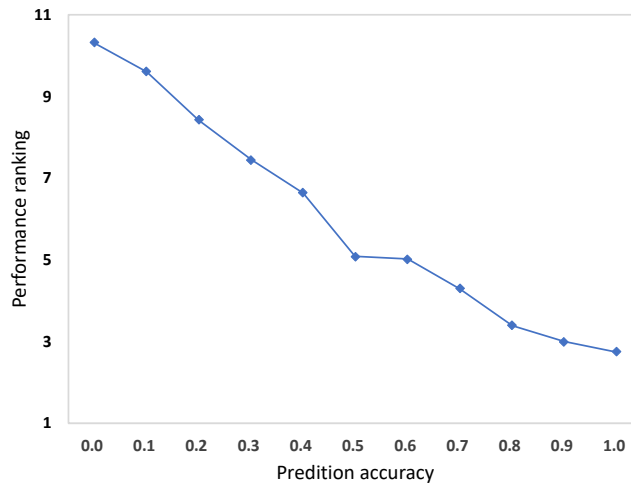


Fig.7 Performance ranking of SCSS-L-SHADE with each of the eleven prediction accuracies. The smaller ranking value, the better.

Table 5 Performance comparisons of EaDE with state-of-the-art EAs
on 30-DE CEC2013 benchmark set

		DE variants								CMA-ES variants		
		SaDE	CoDE	MPeDE	CIPDE	jDE	JADE	L-SHADE	jSO	IPOP-CMA-ES	HS-ES	EaDE
Unimodal Functions	F1	0.00E+00 = (0.00E+00)	0.00E+00 = (0.00E+00)	0.00E+00 = (0.00E+00)	0.00E+00 = (0.00E+00)	0.00E+00 = (0.00E+00)	0.00E+00 = (0.00E+00)	0.00E+00 = (0.00E+00)	0.00E+00 = (0.00E+00)	0.00E+00 = (0.00E+00)	0.00E+00 = (0.00E+00)	0.00E+00 (0.00E+00)
	F2	1.59E+05 - (7.44E+04)	8.39E+04 - (3.77E+04)	1.30E+01 - (6.06E+01)	1.06E+04 - (6.88E+03)	1.33E+05 - (7.06E+04)	9.98E+03 - (5.33E+03)	0.00E+00 = (0.00E+00)	0.00E+00 = (0.00E+00)	0.00E+00 = (0.00E+00)	0.00E+00 = (0.00E+00)	0.00E+00 (0.00E+00)
	F3	4.55E+06 - (7.17E+06)	6.37E+05 - (1.41E+06)	2.20E+01 - (1.01E+02)	1.20E+06 - (2.84E+06)	1.52E+06 - (2.67E+06)	1.35E+06 - (5.63E+06)	5.28E-02 = (3.76E-01)	9.06E-08 + (5.30E-07)	6.84E+01 - (4.87E+02)	4.06E+00 = (2.45E+01)	8.13E-04 (4.85E-03)
	F4	4.12E+01 - (1.16E+02)	7.27E-02 - (7.77E-02)	7.88E-05 - (2.57E-04)	8.25E+03 - (1.13E+04)	1.72E+01 - (1.52E+01)	1.03E+04 - (1.67E+04)	0.00E+00 = (0.00E+00)	0.00E+00 = (0.00E+00)	0.00E+00 = (0.00E+00)	0.00E+00 = (0.00E+00)	0.00E+00 (0.00E+00)
	F5	0.00E+00 = (0.00E+00)	0.00E+00 = (0.00E+00)	0.00E+00 = (0.00E+00)	0.00E+00 = (0.00E+00)	0.00E+00 = (0.00E+00)	0.00E+00 = (0.00E+00)	0.00E+00 = (0.00E+00)	0.00E+00 = (0.00E+00)	0.00E+00 = (0.00E+00)	0.00E+00 = (0.00E+00)	0.00E+00 (0.00E+00)
Basic Multimodal Functions	F6	2.20E+01 - (2.43E+01)	1.59E+00 - (5.08E+00)	5.35E-03 - (2.59E-02)	5.18E-01 = (3.70E+00)	1.35E+01 - (9.29E+00)	1.04E+00 = (5.18E+00)	2.16E-09 = (1.54E-08)	2.54E-09 = (1.81E-08)	0.00E+00 = (0.00E+00)	8.46E-03 - (4.49E-02)	0.00E+00 (0.00E+00)
	F7	8.71E+00 - (6.98E+00)	9.97E+00 - (7.37E+00)	1.74E+00 - (1.51E+00)	4.54E+00 - (4.05E+00)	1.62E+00 - (1.05E+00)	6.54E+00 - (7.03E+00)	5.44E-01 - (3.78E-01)	1.24E-02 + (2.05E-02)	3.76E+00 + (1.89E+01)	8.92E+00 - (4.97E+00)	3.38E-01 (3.67E-01)
	F8	2.09E+01 - (5.66E-02)	2.08E+01 = (1.27E-01)	2.10E+01 - (4.25E-02)	2.09E+01 - (4.68E-02)	2.09E+01 - (5.83E-02)	2.09E+01 - (1.04E-01)	2.09E+01 - (1.00E-01)	2.10E+01 - (4.28E-02)	2.15E+01 - (9.05E-02)	2.10E+01 - (4.72E-02)	2.07E+01 (1.83E-01)
	F9	1.44E+01 + (2.44E+00)	1.45E+01 + (2.75E+00)	1.50E+01 + (4.85E+00)	1.86E+01 + (3.47E+00)	2.57E+01 - (3.52E+00)	2.67E+01 - (1.54E+00)	2.63E+01 - (1.73E+00)	2.38E+01 - (3.57E+00)	1.55E+01 + (1.29E+01)	1.01E+01 + (2.21E+00)	2.24E+01 (2.86E+00)
	F10	1.86E-01 - (8.53E-02)	3.19E-02 - (2.44E-02)	2.95E-02 - (1.97E-02)	6.18E-02 - (2.79E-02)	3.47E-02 - (2.10E-02)	4.87E-02 - (2.56E-02)	1.11E-03 - (3.17E-03)	0.00E+00 = (0.00E+00)	0.00E+00 = (0.00E+00)	8.22E-04 - (2.55E-03)	0.00E+00 (0.00E+00)
	F11	2.98E+00 - (1.49E+00)	1.95E-02 = (1.39E-01)	0.00E+00 = (0.00E+00)	0.00E+00 = (0.00E+00)	0.00E+00 = (0.00E+00)	0.00E+00 = (0.00E+00)	0.00E+00 = (0.00E+00)	0.00E+00 = (0.00E+00)	5.93E+00 = (2.25E+01)	5.62E+00 - (2.42E+00)	0.00E+00 (0.00E+00)
	F12	3.12E+01 - (8.99E+00)	4.02E+01 - (1.08E+01)	2.18E+01 - (7.39E+00)	1.55E+01 - (4.05E+00)	5.91E+01 - (1.04E+01)	2.17E+01 - (3.75E+00)	5.54E+00 - (1.70E+00)	9.01E+00 - (2.58E+00)	1.72E+00 + (5.46E+00)	6.91E+00 - (3.26E+00)	2.73E+00 (2.45E+00)
	F13	7.76E+01 - (2.24E+01)	7.97E+01 - (2.27E+01)	4.06E+01 - (1.75E+01)	2.22E+01 - (1.06E+01)	9.35E+01 - (1.46E+01)	3.90E+01 - (1.18E+01)	6.02E+00 - (2.39E+00)	1.02E+01 - (4.97E+00)	9.29E+00 = (3.02E+01)	1.07E+01 - (9.12E+00)	1.63E+00 (2.40E+00)
	F14	3.37E+02 - (1.06E+02)	2.61E+00 - (2.30E+00)	8.88E+00 - (3.91E+00)	6.05E-01 - (5.61E-01)	1.63E+03 - (5.65E-03)	2.65E-02 - (2.36E-02)	2.29E-02 - (2.21E-02)	1.11E+01 - (5.89E+00)	3.19E+03 - (1.85E+03)	1.45E+03 - (4.80E+02)	1.10E-02 (1.34E-02)
	F15	6.08E+03 - (3.74E+02)	3.43E+03 - (5.23E+02)	4.50E+03 - (5.08E+02)	2.68E+03 = (5.72E+02)	5.27E+03 - (3.90E+02)	3.31E+03 - (3.73E+02)	2.72E+03 - (2.45E+02)	2.69E+03 = (3.64E+02)	2.71E+03 + (2.95E+03)	9.08E+02 + (4.04E+02)	2.59E+03 (3.05E+02)
	F16	2.33E+00 - (3.25E-01)	3.71E-01 - (2.06E-01)	2.43E+00 - (3.37E-01)	2.08E+00 - (7.61E-01)	2.41E+00 - (3.43E-01)	1.85E+00 - (6.42E-01)	7.66E-01 - (2.17E-01)	2.32E+00 - (3.78E-01)	5.20E+00 - (3.08E+00)	2.24E-02 + (2.51E-02)	2.18E-01 (1.86E-01)
	F17	5.00E+01 - (3.49E+00)	3.04E+01 - (5.17E-02)	3.06E+01 - (5.55E-02)	3.05E+01 - (3.74E-02)	3.04E+01 + (9.43E-07)	3.04E+01 + (8.04E-15)	3.04E+01 - (1.32E-06)	3.07E+01 - (1.12E-01)	1.52E+02 = (2.85E+02)	4.06E+01 - (5.99E+00)	3.04E+01 (9.43E-07)
	F18	1.65E+02 - (1.20E+01)	6.41E+01 - (1.01E+01)	9.86E+01 - (1.01E+01)	4.02E+01 = (3.76E+00)	1.58E+02 - (1.42E+01)	7.55E+01 - (6.28E+00)	5.20E+01 - (3.55E+00)	5.66E+01 - (6.08E+00)	1.99E+02 - (6.21E+01)	4.19E+01 = (5.91E+00)	4.05E+01 (4.59E+00)
	F19	6.90E+00 - (1.25E+00)	1.61E+00 - (3.92E-01)	1.99E+00 - (2.17E-01)	1.04E+00 + (1.78E-01)	1.65E+00 - (1.24E-01)	1.46E+00 - (1.13E-01)	1.17E+00 = (1.17E-01)	1.26E+00 - (1.14E-01)	1.08E+02 - (2.85E+02)	2.79E+00 - (6.66E-01)	1.15E+00 (1.27E-01)
	F20	1.13E+01 - (4.68E-01)	1.07E+01 = (6.12E-01)	1.05E+01 = (5.47E-01)	9.99E+00 = (6.83E-01)	1.17E+01 - (3.23E-01)	1.06E+01 = (6.17E-01)	1.13E+01 - (2.04E+00)	9.48E+00 + (3.84E-01)	1.02E+01 = (2.14E+00)	1.23E+01 - (1.98E+00)	1.05E+01 (1.41E+00)
Composition Functions	F21	2.96E+02 - (7.53E+01)	3.12E+02 = (7.46E+01)	3.26E+02 - (7.11E+01)	2.91E+02 = (3.91E+01)	3.04E+02 = (6.68E+01)	2.80E+02 = (4.01E+01)	2.98E+02 = (4.02E+01)	2.83E+02 = (4.61E+01)	2.98E+02 - (1.40E+01)	3.06E+02 - (2.81E+01)	2.92E+02 (2.72E+01)
	F22	3.69E+02 - (2.33E+02)	1.18E+02 - (1.10E+01)	1.23E+02 - (6.91E+00)	1.15E+02 - (2.59E+01)	1.13E+02 - (1.12E+01)	9.37E+01 = (3.43E+01)	1.08E+02 - (2.21E+00)	1.19E+02 - (4.97E+00)	2.99E+03 - (1.90E+03)	9.82E+02 - (4.22E+02)	1.07E+02 (1.73E+00)
	F23	6.15E+03 - (5.65E+02)	3.62E+03 - (5.17E+02)	4.34E+03 - (5.75E+02)	2.63E+03 - (6.32E+02)	5.26E+03 - (5.46E+02)	3.48E+03 - (3.86E+02)	2.56E+03 - (2.79E+02)	2.41E+03 - (3.23E+02)	2.49E+03 + (2.66E+03)	1.17E+03 + (4.57E+02)	2.24E+03 (3.87E+02)
	F24	2.20E+02 - (6.29E+00)	2.21E+02 - (9.05E+00)	2.07E+02 - (4.06E+00)	2.08E+02 - (4.42E+00)	2.07E+02 - (6.26E+00)	2.19E+02 - (1.62E+01)	2.00E+02 - (1.11E+00)	2.00E+02 - (4.91E-02)	2.03E+02 + (2.12E+01)	2.00E+02 + (8.94E-01)	2.00E+02 (5.33E-01)
	F25	2.56E+02 - (6.48E+00)	2.56E+02 - (8.26E+00)	2.48E+02 - (5.71E+00)	2.63E+02 - (9.73E+00)	2.55E+02 - (1.25E+01)	2.79E+02 - (9.20E+00)	2.40E+02 = (6.47E+00)	2.42E+02 - (6.98E+00)	2.52E+02 - (1.81E+01)	2.15E+02 + (2.24E+01)	2.39E+02 (3.91E+00)
	F26	2.11E+02 - (3.49E+01)	2.10E+02 - (3.39E+01)	2.00E+02 - (4.92E-06)	2.00E+02 - (3.96E-04)	2.00E+02 - (5.39E-03)	2.09E+02 - (3.81E+01)	2.00E+02 - (1.44E-13)	2.00E+02 - (1.43E-13)	3.00E+02 - (3.82E-01)	2.91E+02 - (2.77E+01)	2.00E+02 (1.11E-13)
	F27	5.07E+02 - (9.55E+01)	5.88E+02 - (1.23E+02)	3.67E+02 - (3.98E+01)	4.55E+02 - (1.15E+02)	4.31E+02 - (1.67E+02)	8.80E+02 - (1.52E+02)	3.01E+02 - (1.96E+00)	3.01E+02 - (1.80E+00)	3.10E+02 + (4.63E+01)	3.01E+02 + (5.14E+00)	3.00E+02 (2.78E-01)
	F28	3.00E+02 - (2.11E-13)	3.00E+02 = (0.00E+00)	3.00E+02 = (0.00E+00)	3.00E+02 = (3.22E-14)	3.00E+02 = (6.43E-14)	3.00E+02 - (1.96E-13)	3.00E+02 = (0.00E+00)	3.00E+02 = (9.09E-14)	3.00E+02 - (1.30E-02)	3.00E+02 - (6.47E-13)	3.00E+02 (0.00E+00)
1 + =		25 2 1	20 7 1	22 5 1	17 9 2	21 5 2	20 7 1	17 11 0	15 10 3	12 9 7	15 6 7	
		SaDE	CoDE	MPeDE	CIPDE	jDE	JADE	L-SHADE	jSO	IPOP-CMA-ES	HS-ES	EaDE

Table 6 Performance comparisons of EaDE with state-of-the art EAs
on 50-D CEC2013 benchmark set

		DE variants								CMA-ES variants		
		SaDE	CoDE	MPeDE	CIPDE	jDE	JADE	L-SHADE	jSO	IPOP-CMA-ES	HS-ES	EaDE
Unimodal Functions	F1	0.00E+00 = (0.00E+00)	0.00E+00 = (0.00E+00)	0.00E+00 = (0.00E+00)	0.00E+00 = (0.00E+00)	0.00E+00 = (0.00E+00)	0.00E+00 = (0.00E+00)	0.00E+00 = (0.00E+00)	0.00E+00 = (0.00E+00)	0.00E+00 = (0.00E+00)	0.00E+00 = (0.00E+00)	0.00E+00 (0.00E+00)
	F2	4.98E+05 - (1.85E+05)	2.54E+05 - (8.23E+04)	9.37E+04 - (5.68E+04)	2.71E+04 - (1.70E+04)	4.71E+05 - (1.99E+05)	2.60E+04 - (1.33E+04)	6.51E+02 - (8.90E+02)	1.73E+02 - (4.06E+02)	0.00E+00 + (0.00E+00)	2.96E+09 + (1.38E+08)	1.99E+01 (5.33E+01)
	F3	2.93E+07 - (3.07E+07)	1.47E+07 - (2.33E+07)	6.38E+05 - (1.50E+06)	2.65E+06 - (3.77E+06)	3.56E+06 - (7.33E+06)	2.03E+06 - (3.68E+06)	1.27E+04 - (4.36E+04)	3.87E+01 + (2.66E+02)	2.90E+02 + (1.23E+03)	7.37E+01 + (2.34E+00)	2.31E+03 (5.30E+03)
	F4	1.79E+02 - (4.20E+02)	1.38E+01 - (1.77E+01)	7.55E+01 - (3.35E+00)	4.63E+03 - (1.10E+04)	1.04E+02 - (9.27E+01)	8.37E+03 - (1.86E+04)	1.98E+10 = (1.41E+09)	1.20E+08 - (1.52E+08)	0.00E+00 = (0.00E+00)	5.44E+10 = (2.75E+09)	0.00E+00 (0.00E+00)
	F5	0.00E+00 = (0.00E+00)	0.00E+00 = (0.00E+00)	0.00E+00 = (0.00E+00)	0.00E+00 = (0.00E+00)	0.00E+00 = (0.00E+00)	0.00E+00 = (0.00E+00)	0.00E+00 = (0.00E+00)	0.00E+00 = (0.00E+00)	0.00E+00 = (0.00E+00)	2.78E+09 - (9.78E+09)	0.00E+00 (0.00E+00)
Basic Multimodal Functions	F6	4.43E+01 - (7.63E+00)	4.37E+01 - (1.11E+00)	4.34E+01 - (7.95E+14)	4.34E+01 - (1.72E+13)	4.36E+01 - (3.47E+01)	4.34E+01 - (1.64E+13)	4.34E+01 = (0.00E+00)	4.34E+01 = (0.00E+00)	4.34E+01 - (1.22E+05)	4.34E+01 - (1.45E+07)	4.34E+01 (0.00E+00)
	F7	3.44E+01 - (8.54E+00)	3.91E+01 - (1.19E+01)	1.51E+01 - (6.88E+00)	2.11E+01 - (6.50E+00)	1.47E+01 - (5.94E+00)	2.58E+01 - (1.16E+01)	2.07E+00 - (1.30E+00)	1.59E+01 + (1.68E+01)	1.37E+01 + (2.91E+01)	2.46E+00 - (2.65E+00)	7.01E+01 (7.35E+01)
	F8	2.11E+01 - (3.54E+02)	2.10E+01 = (3.48E+02)	2.11E+01 - (3.72E+02)	2.11E+01 - (4.11E+02)	2.11E+01 - (3.70E+02)	2.11E+01 - (7.96E+02)	2.10E+01 - (9.98E+02)	2.11E+01 - (4.62E+02)	2.15E+01 - (7.44E+02)	2.11E+01 - (3.57E+02)	2.10E+01 (1.24E+01)
	F9	3.22E+01 + (4.21E+00)	3.25E+01 + (5.86E+00)	3.14E+01 + (4.81E+00)	4.02E+01 + (5.29E+00)	4.94E+01 - (8.99E+00)	5.42E+01 - (2.74E+00)	5.33E+01 - (1.94E+00)	4.78E+01 = (5.11E+00)	4.36E+01 = (2.47E+01)	1.46E+01 + (2.31E+00)	4.53E+01 (8.18E+00)
	F10	2.44E+01 - (1.55E+01)	5.05E+02 - (2.98E+02)	2.68E+02 - (2.16E+02)	9.72E+02 - (4.77E+02)	5.56E+02 - (3.53E+02)	5.62E+02 - (4.60E+02)	1.06E+02 - (7.75E+03)	2.27E+03 = (4.35E+03)	0.00E+00 + (0.00E+00)	7.59E+03 - (5.83E+03)	3.58E+03 (4.25E+03)
	F11	1.61E+01 - (5.97E+00)	8.97E+01 - (1.02E+00)	0.00E+00 = (0.00E+00)	0.00E+00 = (0.00E+00)	0.00E+00 = (0.00E+00)	0.00E+00 = (0.00E+00)	0.00E+00 = (0.00E+00)	0.00E+00 = (0.00E+00)	2.69E+01 - (1.58E+01)	9.75E+01 - (5.45E+01)	0.00E+00 (0.00E+00)
	F12	8.99E+01 - (2.00E+01)	9.30E+01 - (1.88E+01)	5.49E+01 - (1.61E+01)	4.41E+01 - (1.19E+01)	1.09E+02 - (1.69E+01)	5.28E+01 - (9.08E+00)	1.41E+01 - (2.33E+00)	1.69E+01 - (2.71E+00)	1.41E+00 + (1.05E+00)	1.27E+00 + (8.92E+01)	9.63E+00 (3.26E+00)
	F13	2.03E+02 - (4.03E+01)	1.92E+02 - (3.11E+01)	1.32E+02 - (2.80E+01)	8.72E+01 - (2.17E+01)	1.87E+02 - (2.99E+01)	1.12E+02 - (2.23E+01)	2.23E+01 - (8.33E+00)	2.26E+01 - (1.29E+01)	1.53E+00 + (1.07E+00)	5.52E+01 - (4.07E+01)	1.03E+01 (7.26E+00)
	F14	6.26E+02 - (1.72E+02)	2.87E+01 - (1.35E+01)	6.26E+00 - (3.01E+00)	2.39E+00 - (1.20E+00)	5.15E+03 - (1.50E+02)	4.24E+02 + (2.44E+02)	2.06E+01 - (4.67E+02)	6.46E+01 - (1.58E+01)	5.20E+03 - (3.19E+03)	1.93E+02 - (2.24E+02)	1.53E+01 (5.05E+02)
	F15	1.21E+04 - (5.64E+02)	7.04E+03 - (6.97E+02)	8.76E+03 - (8.13E+02)	6.34E+03 - (8.18E+02)	9.72E+03 - (7.01E+02)	6.98E+03 - (4.26E+02)	6.39E+03 - (4.04E+02)	6.40E+03 - (4.91E+02)	5.06E+03 + (4.56E+03)	3.74E+03 + (1.10E+03)	6.06E+03 (5.96E+02)
	F16	3.14E+00 - (2.97E+01)	7.62E+01 - (3.48E+01)	3.32E+00 - (3.16E+01)	2.77E+00 - (9.91E+01)	3.22E+00 - (3.63E+01)	1.92E+00 - (9.25E+01)	1.21E+00 - (1.97E+01)	3.07E+00 - (4.75E+01)	6.42E+00 - (2.56E+00)	1.77E+02 + (2.70E+02)	5.85E+01 (4.49E+01)
	F17	8.82E+01 - (6.21E+00)	5.22E+01 - (6.00E+01)	5.09E+01 - (3.75E+02)	5.10E+01 - (7.15E+02)	5.08E+01 + (7.84E+14)	5.08E+01 + (5.58E+14)	5.08E+01 - (3.43E+03)	5.26E+01 - (4.24E+01)	4.31E+02 - (3.49E+02)	7.31E+01 - (7.78E+00)	5.08E+01 (7.81E+04)
	F18	3.29E+02 - (2.86E+01)	1.23E+02 - (1.55E+01)	1.63E+02 - (3.27E+01)	7.12E+01 + (5.62E+00)	2.85E+02 - (2.14E+01)	1.42E+02 - (9.94E+00)	1.03E+02 - (5.60E+00)	1.09E+02 - (1.10E+01)	3.59E+02 - (1.41E+02)	7.14E+01 = (9.83E+00)	7.51E+01 (8.04E+00)
	F19	1.29E+01 - (5.62E+00)	3.34E+00 - (6.06E+01)	3.41E+00 - (4.54E+01)	2.06E+00 + (2.73E+01)	2.80E+00 - (2.21E+01)	2.76E+00 - (2.03E+01)	2.54E+00 - (1.49E+01)	2.70E+00 - (1.68E+01)	7.95E+04 - (3.56E+05)	3.94E+00 - (1.24E+00)	2.34E+00 (2.92E+01)
	F20	2.08E+01 - (4.60E+01)	1.98E+01 - (8.66E+01)	1.93E+01 - (7.81E+01)	1.88E+01 - (8.16E+01)	2.13E+01 - (3.81E+01)	1.97E+01 - (5.26E+01)	1.81E+01 - (5.76E+01)	1.83E+01 - (5.59E+01)	2.03E+01 - (2.28E+00)	1.91E+01 - (9.87E+01)	1.73E+01 (8.16E+01)
	F21	7.81E+02 - (3.65E+02)	6.98E+02 = (4.32E+02)	8.34E+02 - (4.19E+02)	8.21E+02 - (3.69E+02)	5.87E+02 = (4.52E+02)	8.19E+02 - (3.99E+02)	7.19E+02 - (4.58E+02)	5.57E+02 = (4.37E+02)	1.35E+03 - (1.91E+03)	8.82E+02 - (3.24E+02)	5.62E+02 (4.55E+02)
	F22	5.70E+02 - (5.88E+02)	3.95E+01 - (1.24E+01)	1.97E+01 - (3.10E+00)	2.48E+01 - (2.97E+01)	2.46E+01 - (2.71E+01)	1.32E+01 + (5.73E+00)	1.41E+01 - (1.60E+00)	6.46E+01 - (1.53E+01)	5.03E+03 - (3.30E+03)	5.64E+01 - (5.12E+01)	1.24E+01 (1.01E+00)
	F23	1.17E+04 - (1.34E+03)	7.31E+03 - (1.09E+03)	8.53E+03 - (8.61E+02)	5.79E+03 - (9.19E+02)	9.88E+03 - (6.06E+02)	7.18E+03 - (5.72E+02)	5.64E+03 - (4.04E+02)	5.52E+03 - (5.25E+02)	5.61E+03 + (4.00E+03)	3.23E+03 + (1.14E+03)	5.10E+03 (6.94E+02)
	F24	2.65E+02 - (1.03E+01)	2.61E+02 - (1.26E+01)	2.40E+02 - (1.09E+01)	2.38E+02 - (7.72E+00)	2.34E+02 - (1.25E+01)	2.57E+02 - (2.46E+01)	2.09E+02 - (5.34E+00)	2.00E+02 + (3.98E+01)	2.47E+02 + (9.00E+01)	2.00E+02 + (4.22E+03)	2.04E+02 (3.52E+00)
	F25	3.19E+02 - (9.60E+00)	3.17E+02 - (1.31E+01)	3.02E+02 - (1.07E+01)	3.32E+02 - (1.33E+01)	3.15E+02 - (2.78E+01)	3.65E+02 - (8.55E+00)	2.77E+02 = (6.28E+00)	2.77E+02 = (7.49E+00)	3.11E+02 - (4.34E+01)	2.93E+02 - (7.61E+00)	2.75E+02 (6.02E+00)
	F26	2.45E+02 - (7.37E+01)	2.96E+02 - (8.84E+01)	2.66E+02 - (6.82E+01)	3.24E+02 - (6.10E+01)	2.40E+02 - (6.78E+01)	3.98E+02 - (7.44E+01)	2.40E+02 - (5.20E+01)	2.27E+02 - (4.63E+01)	3.52E+02 - (8.58E+01)	3.00E+02 - (5.94E+03)	2.20E+02 (4.32E+01)
	F27	1.04E+03 - (1.05E+02)	1.06E+03 - (1.26E+02)	8.00E+02 - (1.14E+02)	9.05E+02 - (2.04E+02)	9.90E+02 - (2.59E+02)	1.52E+03 - (2.44E+02)	3.94E+02 - (4.87E+01)	3.34E+02 + (2.83E+01)	4.88E+02 = (3.00E+02)	3.00E+02 + (4.70E+02)	3.61E+02 (5.76E+01)
	F28	4.59E+02 - (4.24E+02)	5.17E+02 + (5.85E+02)	4.00E+02 = (2.87E+13)	4.58E+02 - (4.14E+02)	4.00E+02 = (2.87E+13)	4.58E+02 - (4.17E+02)	4.00E+02 = (2.84E+13)	4.00E+02 = (2.84E+13)	6.46E+02 - (1.40E+03)	4.00E+02 - (2.70E+09)	4.00E+02 (3.92E+13)
+ =		25 2 1	22 4 2	23 4 1	22 3 3	21 5 2	22 3 3	21 7 0	15 9 4	14 6 8	16 3 9	
		SaDE	CoDE	MPeDE	CIPDE	jDE	JADE	L-SHADE	jSO	IPOP-CMA-ES	HS-ES	EaDE

Table 7 Performance comparisons of EaDE with ideal SCSS models
on 30-D and 50-D CEC2013 benchmark set

		30-D			50-D		
		Ideal-SCSS- L-CIPDE	Ideal-SCSS- L-SHADE	EaDE	Ideal-SCSS- L-CIPDE	Ideal-SCSS- L-SHADE	EaDE
Unimodal Functions	F1	0.00E+00 = (0.00E+00)	0.00E+00 = (0.00E+00)	0.00E+00 (0.00E+00)	0.00E+00 = (0.00E+00)	0.00E+00 = (0.00E+00)	0.00E+00 (0.00E+00)
	F2	0.00E+00 = (0.00E+00)	0.00E+00 = (0.00E+00)	0.00E+00 (0.00E+00)	2.47E+03 - (2.40E+03)	6.08E-02 + (3.81E-01)	1.99E+01 (5.33E+01)
	F3	1.18E+00 - (6.57E+00)	3.15E-07 + (2.25E-06)	8.13E-04 (4.85E-03)	1.80E+04 = (4.77E+04)	2.15E+02 + (1.34E+03)	2.31E+03 (5.30E+03)
	F4	0.00E+00 = (0.00E+00)	0.00E+00 = (0.00E+00)	0.00E+00 (0.00E+00)	0.00E+00 = (0.00E+00)	0.00E+00 = (0.00E+00)	0.00E+00 (0.00E+00)
	F5	0.00E+00 = (0.00E+00)	0.00E+00 = (0.00E+00)	0.00E+00 (0.00E+00)	0.00E+00 = (0.00E+00)	0.00E+00 = (0.00E+00)	0.00E+00 (0.00E+00)
Basic Multimodal Functions	F6	0.00E+00 = (0.00E+00)	0.00E+00 = (0.00E+00)	0.00E+00 (0.00E+00)	4.34E+01 + (9.99E-14)	4.34E+01 = (0.00E+00)	4.34E+01 (0.00E+00)
	F7	1.00E+00 - (7.57E-01)	4.37E-01 - (3.13E-01)	3.38E-01 (3.67E-01)	2.93E+00 - (1.52E+00)	1.66E+00 - (1.27E+00)	7.01E-01 (7.35E-01)
	F8	2.09E+01 - (6.26E-02)	2.07E+01 = (2.04E-01)	2.07E+01 (1.83E-01)	2.11E+01 - (7.27E-02)	2.10E+01 = (1.71E-01)	2.10E+01 (1.24E-01)
	F9	1.37E+01 + (4.78E+00)	2.54E+01 - (1.78E+00)	2.24E+01 (2.86E+00)	1.95E+01 + (3.05E+00)	5.12E+01 - (2.15E+00)	4.53E+01 (8.18E+00)
	F10	3.14E-03 - (4.21E-03)	2.41E-04 = (1.72E-03)	0.00E+00 (0.00E+00)	1.85E-02 - (1.42E-02)	9.57E-03 - (7.97E-03)	3.58E-03 (4.25E-03)
	F11	0.00E+00 = (0.00E+00)	0.00E+00 = (0.00E+00)	0.00E+00 (0.00E+00)	0.00E+00 = (0.00E+00)	0.00E+00 = (0.00E+00)	0.00E+00 (0.00E+00)
	F12	1.99E+00 = (1.35E+00)	3.97E+00 - (1.15E+00)	2.73E+00 (2.45E+00)	9.59E+00 = (2.55E+00)	1.00E+01 = (.97E+00)	9.63E+00 (3.26E+00)
	F13	2.83E+00 - (3.22E+00)	3.33E+00 - (1.61E+00)	1.63E+00 (2.40E+00)	2.59E+01 - (1.73E+01)	1.32E+01 - (6.60E+00)	1.03E+01 (7.26E+00)
	F14	2.86E-02 - (2.24E-02)	2.86E-02 = (2.57E-02)	1.10E-02 (1.34E-02)	7.10E-01 - (6.20E-01)	3.50E-02 + (2.23E-02)	1.53E-01 (5.05E-02)
	F15	2.20E+03 + (4.55E+02)	2.55E+03 = (2.29E+02)	2.59E+03 (3.05E+02)	5.59E+03 + (7.48E+02)	5.81E+03 + (4.19E+02)	6.06E+03 (5.96E+02)
	F16	6.78E-01 - (3.86E-01)	5.75E-01 - (2.05E-01)	2.18E-01 (1.86E-01)	9.72E-01 - (4.80E-01)	1.01E+00 - (1.75E-01)	5.85E-01 (4.49E-01)
	F17	3.04E+01 = (9.08E-05)	3.04E+01 + (1.60E-06)	3.04E+01 (9.43E-07)	5.08E+01 - (6.49E-03)	5.08E+01 + (1.23E-13)	5.08E+01 (2.81E-04)
	F18	3.81E+01 + (3.30E+00)	4.47E+01 - (2.18E+00)	4.05E+01 (4.59E+00)	6.49E+01 + (6.42E+00)	8.25E+01 - (3.86E+00)	7.51E+01 (8.04E+00)
	F19	8.28E-01 + (9.15E-02)	8.97E-01 + (8.94E-02)	1.15E+00 (1.27E-01)	1.70E+00 + (1.86E-01)	1.92E+00 + (1.24E-01)	2.34E+00 (2.92E-01)
	F20	8.61E+00 + (4.12E-01)	1.06E+01 = (2.08E+00)	1.05E+01 (1.41E+00)	1.63E+01 + (7.58E-01)	1.74E+01 = (5.11E-01)	1.73E+01 (8.16E-01)
	F21	3.06E+02 - (2.81E+01)	2.98E+02 - (1.40E+01)	2.92E+02 (2.72E+01)	1.03E+03 - (2.56E+02)	8.33E+02 - (4.32E+02)	5.62E+02 (4.55E+02)
	F22	1.07E+02 = (1.93E+00)	1.06E+02 = (3.37E-01)	1.07E+02 (1.73E+00)	1.34E+01 - (1.31E+00)	1.18E+01 + (3.75E-01)	1.24E+01 (1.01E+00)
	F23	1.98E+03 + (4.62E+02)	2.30E+03 = (2.79E+02)	2.24E+03 (3.87E+02)	3.78E+03 + (6.95E+02)	5.02E+03 = (3.40E+02)	5.10E+03 (6.94E+02)
Composition Functions	F24	2.01E+02 - (1.63E+00)	2.00E+02 = (6.51E-01)	2.00E+02 (5.33E-01)	2.13E+02 - (5.98E+00)	2.07E+02 - (4.66E+00)	2.04E+02 (3.52E+00)
	F25	2.43E+02 - (4.75E+00)	2.40E+02 = (6.12E+00)	2.39E+02 (3.91E+00)	2.82E+02 - (6.74E+00)	2.76E+02 = (5.75E+00)	2.75E+02 (6.02E+00)
	F26	2.00E+02 = (1.29E-13)	2.00E+02 - (1.93E-13)	2.00E+02 (1.11E-13)	2.23E+02 - (4.44E+01)	2.15E+02 + (3.70E+01)	2.20E+02 (4.32E+01)
	F27	3.03E+02 - (4.47E+00)	3.00E+02 = (6.25E-01)	3.00E+02 (2.78E-01)	4.36E+02 - (7.06E+01)	3.76E+02 - (3.10E+01)	3.61E+02 (5.76E+01)
	F28	3.00E+02 = (3.22E-14)	3.00E+02 = (0.00E+00)	3.00E+02 (0.00E+00)	4.00E+02 + (3.03E-13)	4.00E+02 + (3.58E-13)	4.00E+02 (3.92E-13)
	+	11 11 6	8 17 3		14 6 8	9 10 9	
		Ideal-SCSS- L-CIPDE	Ideal-SCSS- L-SHADE	EaDE	Ideal-SCSS- L-CIPDE	Ideal-SCSS- L-SHADE	EaDE

4.6 Performance sensitivity to LEN and K

This subsection investigates the performance sensitivity of EaDE to the parameters LEN and K . To this end, 25 combinations with $LEN = \{10, 30, 50, 70, 90\}$ and $K = \{1, 2, 3, 4, 5\}$ are considered. Fig.8 plots the overall performance ranking of each combination on 30-D functions by Friedman's test [24]. It is seen that performance of large LEN and K values, i.e. 90 and 5 is worse than other combinations.

For other settings, it is not very sensitive. Among all the settings, $LEN = 30$ and $K = 2$ achieves the best ranking.

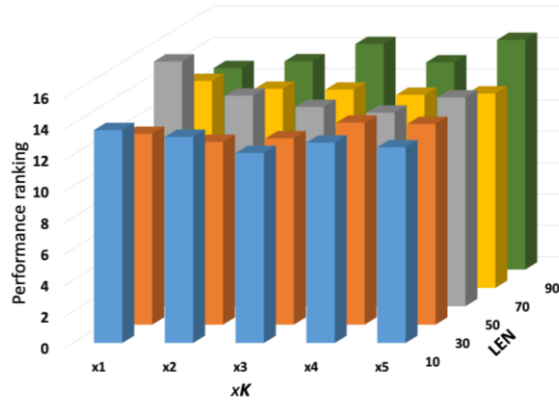


Fig.8 Performance ranking of different combinations of LEN and K . The smaller ranking value, the better.

5 Conclusion

In this paper, a new strategy adaptation method with explicit exploitation and exploration controls, i.e. Ea scheme is proposed. Based on Ea, we construct a new DE, named EaDE. In EaDE, the evolution process is divided into several SCSS generations and adaptive generations. In SCSS generations, SCSS-L-SHADE_GD0.5 is employed to detect the exploitation and exploration needs. In adaptive generations, an exploitative strategy, i.e. SCSS-L-CIPDE_GD0.9 or an explorative strategy, i.e. SCSS-L-SHADE_GD0.1 is predictively used. We have compared EaDE with three variants, three components, eight state-of-the-art DEs and two advanced CMA-ES variants, as well as the ideal SCSS models to identify its effectiveness. Experimental results show that: (1) EaDE significantly outperforms the variants and components; (2) EaDE performs better than state-of-the-art EAs; and (3) EaDE is competitive or even superior to the ideal SCSS models. A possible future direction for this study, will be to investigate the possibility to extend this to other EAs [29] as well as its application in hybrids of different EAs.

The MATLAB code of EaDE will be available at <https://zsxhomepage.github.io/>.

References

- [1] G. Wu, R. Mallipeddi, P. N. Suganthan, "Ensemble strategies for population-based optimization algorithms – A survey," Swarm Evol. Comput., vol. 44, pp. 695–711, 2019.
- [2] S. X. Zhang, W. S. Chan, Z. K. Peng, S. Y. Zheng, K. S. Tang, "Selective-candidate framework with similarity selection rule for evolutionary optimization," arXiv: 1712.06338, 2017. [Online]. Available: <https://arxiv.org/abs/1712.06338>.

- [3] S. X. Zhang, L. M. Zheng, K. S. Tang, S. Y. Zheng, and W. S. Chan, "Multi-layer competitive-cooperative framework for performance enhancement of differential evolution," *Inf. Sci.*, vol. 482, pp. 86-104, May. 2019.
- [4] S. X. Zhang, S. Y. Zheng, L. M. Zheng, "An efficient multiple variants coordination framework for differential evolution," *IEEE Trans. Cybernet.*, vol. 47, pp. 2780-2793, 2017.
- [5] X. Zhou, G. Zhang, "Abstract convex underestimation assisted multistage differential evolution," *IEEE Trans. Cybernet.*, vol. 47, pp. 2730-2741, 2017.
- [6] G. Wu, R. Mallipeddi, P. N. Suganthan, R. Wang, and H. Chen, "Differential evolution with multi-population based ensemble of mutation strategies," *Inf. Sci.*, vol. 329, pp. 329-345, Feb. 2016.
- [7] Q. Fan, X. Yan, "Self-adaptive differential evolution algorithm with zoning evolution of control parameters and adaptive mutation strategies," *IEEE Trans. Cybern.* vol. 46, pp. 219-232, 2016.
- [8] W. Gong, A. Zhou, and Z. Cai, "A multi-operator search strategy based on cheap surrogate models for evolutionary optimization," *IEEE Trans. Evol. Comput.*, vol. 19, no. 5, pp. 746-758, Oct. 2015.
- [9] K. Li, et al, "Adaptive operator selection with bandits for a multiobjective evolutionary algorithm based on decomposition," *IEEE Trans. Evol. Comput.*, vol. 18, no. 1, pp. 114-130, 2013.
- [10] K. Li, Á. Fialho, S. Kwong, "Multi-objective differential evolution with adaptive control of parameters and operators," in: C.C. Coello (Ed.), *Learning and Intelligent Optimization*, vol. 6683, Springer Berlin Heidelberg, 2011, pp. 473–487.
- [11] Y. Wang, Z. Cai, and Q. Zhang, "Differential evolution with composite trial vector generation strategies and control parameters," *IEEE Trans. Evol. Comput.*, vol. 15, no. 1, pp. 55-66, Feb. 2011.
- [12] R. Mallipeddi, P. N. Suganthan, Q. Pan, and M. Tasgetiren, "Differential evolution algorithm with ensemble of parameters and mutation strategies," *Appl. Soft Comput.*, vol. 11, no. 2, pp. 1679-1696, 2011.
- [13] W. Gong, et al, "Adaptive strategy selection in differential evolution for numerical optimization: an empirical study," *Inf. Sci.* vol. 181, pp. 5364-5386, 2011.
- [14] R. Mallipeddi, P. N. Suganthan, "Ensemble of constraint handling techniques," *IEEE Trans. Evol. Comput.*, vol. 14, pp. 561–579, 2010.
- [15] W. Gong, et al. "Enhanced differential evolution with adaptive strategies for numerical optimization," *IEEE Trans. Systems, Man, and Cybernetics, Part B (Cybernetics)* vol. 41. no. 2, pp. 397-413, 2010.
- [16] A. K. Qin, V. L. Huang, and P. N. Suganthan, "Differential evolution algorithm with strategy adaptation for global numerical optimization," *IEEE Trans. Evol. Comput.*, vol. 13, no. 2, pp. 398-417, Apr. 2009.
- [17] R. Storn and K. Price, "Differential evolution—A simple and efficient adaptive scheme for global optimization over continuous spaces," Berkeley, CA, Tech. Rep., 1995, tech. Rep. TR-95-012.
- [18] S. Das, S. S. Mullick, and P. N. Suganthan, "Recent advances in differential evolution—An updated survey," *Swarm Evol. Comput.*, vol. 27, pp. 1–30, 2016.
- [19] J. Brest, S. Greiner, B. Boskovic, M. Mernik, and V. Zumer, "Self adapting control parameters in differential evolution: A comparative study on numerical benchmark problems," *IEEE Trans. Evol. Comput.*, vol. 10, no. 6, pp. 646-657, Dec. 2006.
- [20] J. Zhang and A. C. Sanderson, "JADE: Adaptive differential evolution with optional external archive," *IEEE Trans. Evol. Comput.*, vol. 13, no. 5, pp. 945-958, Oct. 2009.
- [21] R. Tanabe and A. S. Fukunaga, "Improving the search performance of SHADE using linear population size reduction," in *Proc. IEEE Congr. Evol. Comput.*, Beijing, China, 2014, pp. 1658–1665.
- [22] L. M. Zheng, S. X. Zhang, K. S. Tang, and S. Y. Zheng, "Differential evolution powered by collective information," *Inf. Sci.*, vol. 399, pp. 13-29, Aug. 2017.

- [23] J. J. Liang, B. Y. Qu, P. N. Suganthan, and A. G. Hernández-Díaz, "Problem definitions and evaluation criteria for the CEC2013 special session on real-parameter optimization," Comput. Intell. Lab., Zhengzhou Univ., Zhengzhou, China, and Nanyang Technol. Univ., Singapore, Tech. Rep. 201212, Jan. 2013.
- [24] J. Derrac et al, "A practical tutorial on the use of nonparametric statistical tests as a methodology for comparing evolutionary and swarm intelligence algorithms," Swarm Evol. Comput., vol. 1, pp. 3–18, 2011.
- [25] J. Brest, M. S. Maučec, and B. Bošković, "Single objective real- parameter optimization: algorithm jSO," in Proc. IEEE Congr. Evol. Comput., San Sebastian, 2017, pp. 1311–1318.
- [26] N. Hansen, A. Ostermeier, "Completely derandomized self-adaptation in evolution strategies," Evol. Comput. vol. 9, pp. 159–195, 2001.
- [27] A. Auger, and N. Hansen, "A restart CMA evolution strategy with increasing population size," in Proc. IEEE Congr. Evol. Comput., Sep. 2005, pp. 1769–1776.
- [28] G. Zhang, and Y. Shi, "Hybrid sampling evolution strategy for solving single objective bound constrained problems," in Proc. IEEE Congr. Evol. Comput., Rio de Janeiro, 2018, DOI: 10.1109/CEC.2018.8477908.
- [29] J. D. Ser et al, "Bio-inspired computation: Where we stand and what's next," Swarm Evol. Comput., vol. 48, pp. 220–250, 2019.