
A GENERATIVE ADVERSARIAL NETWORK FOR AI-AIDED CHAIR DESIGN

A PREPRINT

Zhibo Liu*

National Engineering Lab for Video Technology
Peking University, Beijing, China
zhibo-liu@outlook.com

Feng Gao

The Future Lab, Tsinghua University, Beijing, China
gaofeng2018@tsinghua.edu.cn

Yizhou Wang

National Engineering Lab for Video Technology
Peking University, Beijing, China
Yizhou.Wang@pku.edu.cn

February 3, 2020

ABSTRACT

We present a method for improving human design of chairs. The goal of the method is generating enormous chair candidates in order to facilitate human designer by creating sketches and 3d models accordingly based on the generated chair design. It consists of an image synthesis module, which learns the underlying distribution of training dataset, a super-resolution module, which improve quality of generated image and human involvements. Finally, we manually pick one of the generated candidates to create a real life chair for illustration.

Keywords GAN · Artificial Intelligence · Deep Learning · AI-Aided Design

1 Introduction

Leveraging the power of artificial intelligence to improve design has been becoming an active research field [1–4]. Different design projects require different personal experience, theories and skills. In this paper, we specifically target our problem on that how to achieve better chair design in the age of deep neural network?

The first natural question is that how to define a good design of chair? We believe that a good chair design needs to balance the practicality and creativity. In other words, people can sit on it while enjoying its novel style which consists of both material (texture) and structure (shape). Therefore, the network must learn the underlying distribution of chairs so that the samples drawn from it can meet the practical requirement.

The second question is that how to leverage the power of artificial intelligence, especially deep learning [5] methods, to enhance human creativity and inspiration? Neural style transfer [6, 7] separates image content from style explicitly so that the network is able to apply style from the style image to a target image. Image to image translation learns a projection from source domain to target domain [2, 4], which can also be treated as learning style representation in the context of artistic design. However, separating style from content can only help designers when the shape (content) of the chair is given. Designing a good chair from scratch implies generating both content and style. Therefore, it's necessary to learn the underlying distribution of chairs.

In this paper, we propose a method for improving human design of chairs by generating enormous chair design candidates sampled from the learned underlying distribution of training data, which can speed up the designing process

*Zhibo Liu and Feng Gao are co-first authors.

tremendously while maintaining the variety of shapes and textures. After that, human designers can select from chair design candidates and turn them into reality, as shown in Fig.1. The contribution of this paper is twofold:

1. We present a deep neural network for improving human design of chairs which consists of an image synthesis module and a super-resolution module.
2. We select one of the candidates as design prototype and create a real life chair based on it. To the best of our knowledge, this is the first physical chair created with the help of deep neural network, which bridges the gap between AI and design.

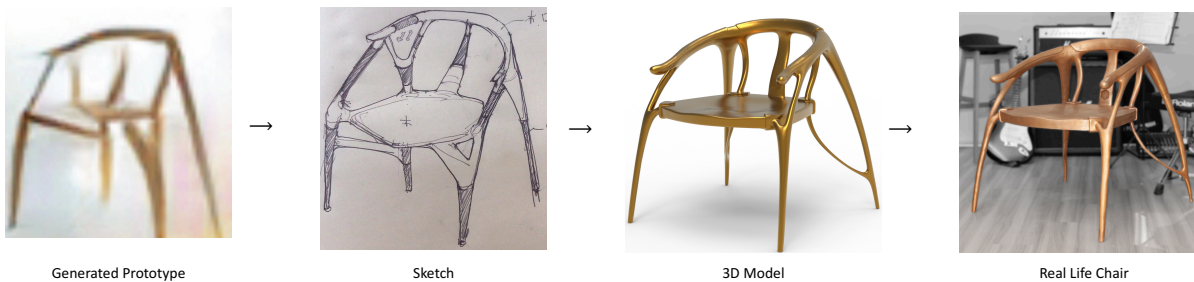


Figure 1: The pipeline of turning a chair design prototype selected from 320,000 generated image candidates into sketch, 3D model and finally a real life chair.

2 Related Works

2.1 Generative Adversarial Network

Generative adversarial network [8] has shown us impressive results on image generation [9–12]. During training process, a generator tries to fool a discriminator which in turn aims to distinguish between generated images and real images. With adversarial loss [8] that guides the training process, the generator is ultimately capable of learning the underlying distribution of training data implicitly. Various improvements have been made to improve GAN’s performance by adopting better objective functions [13, 14], and novel network architectures [10–12]. In this paper, we apply GAN to learn the chair dataset distribution and the high resolution prior.

2.2 Image to Image Translation

Image to Image translation methods have been successfully applied for style transfer and image super-resolution, which can be used as a powerful tool for auxiliary design. For style transfer task, CNN based methods learn desired texture from style domain and transfer it to content domain [6, 7]. GAN based methods learn projections between two domains by cycle consistency loss [2, 15, 16] or by sharing latent space features [3, 4, 17–19]. The application of those methods can be applied for improving human design. For example, a designer can draw a sketch of skirt and let the network to fill the texture. However, such methods don’t meet our requirement for the reason that our goal is to design chairs with both creative shapes and textures. Simply altering color and material of chairs can’t help designers. Image super-resolution can be viewed as an image to image translation problem that the goal is to learn projection from low resolution domain to high resolution domain. Johnson [7] introduce perceptual loss [6] to CNN based method. Meanwhile, recent GAN based method produce state-of-the-art performance [20, 21].

3 Methods

In order to generate chairs with sufficient shape and texture variation while maintaining high resolution, we introduce the image synthesis module and the super-resolution module to solve those problem respectively. Finally, human involvements are necessary to turn a chair design prototype and a sketch into reality. The complete pipeline of our proposed method is illustrated in Figure 2.

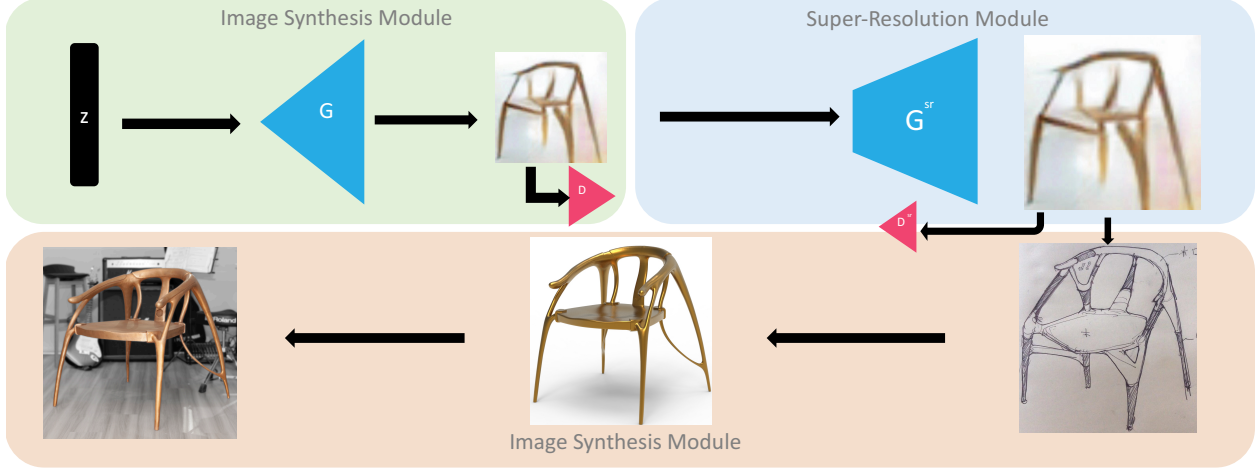


Figure 2: The network architecture of our proposed method which consists of the image synthesis module, super-resolution module and human involvement. Two modules are trained separately and the super-resolution module serves as a high resolution image prior which is fine-tuned on newly created chair dataset.

3.1 Image Synthesis Module

The goal of image synthesis module is to learn chair data distribution and sample from it. We denote chair data distribution as $x \sim p_{chair}(x)$ and 100-dimensional Uniformed random noise $z \sim p_Z(z)$. We apply adversarial loss [8] to constrain the training process. For generator G and discriminator D , we express the objective as:

$$\mathcal{L}_{GAN}^{gen}(G, D) = \min_G \max_D E_{x \sim p_{chair}(x)} [\log D(x)] + E_{z \sim p_Z(z)} [\log(1 - D(G(z)))] \quad (1)$$

Where G tries to generate image $G(z)$ that is indistinguishable from discriminator D . At the same time, the discriminator D aims to distinguish between real chair samples x with generated images $G(x)$. Therefore, G tries to minimize the objective while D tries to maximize it. With the guidance of adversarial loss and the power of fully convolutional networks, the generator can learn the shape and texture of chair distribution ultimately. Figure 3 show the generated images.

3.2 Super-Resolution Module

The super-resolution module serves as a higher resolution image prior which learns the projection from low quality images to their corresponding high quality images. Since we specifically target our task on chair image generation, in order to obtain a better generated chair quality, we create a low and high resolution dataset of chairs by downscaling the corresponding image.

We apply adversarial loss and perceptual content loss [6, 7] to generate higher resolution images. Let y_{hr} and y_{lr} be images from high resolution domain and corresponding low resolution domain. G_{sr} and D_{sr} be the generator and discriminator of super-resolution module. The adversarial loss function is:

$$\mathcal{L}_{GAN}^{sr}(G_{sr}, D_{sr}) = \min_{G_{sr}} \max_{D_{sr}} E_{y_{hr} \sim p_{train}(y_{hr})} [\log D_{sr}(y_{sr})] + E_{y_{lr} \sim p_{G_{sr}}(y_{lr})} [\log(1 - D_{sr}(G_{sr}(y_{lr})))] \quad (2)$$

The difference between a high resolution image y_{hr} and super-resolution image $G_{sr}(y_{lr})$ is measured by perceptual content loss given a pretrained VGG19 network [22]:

$$\mathcal{L}_{content/i,j}^{sr}(G_{sr}) = \frac{1}{W_{i,j} H_{i,j}} \sum_{k=1}^{W_{i,j}} \sum_{l=1}^{H_{i,j}} \{ \phi_{i,j}(y_{hr})_{k,l} - \phi_{i,j}[G_{sr}(y_{lr})]_{k,l} \}^2 \quad (3)$$

Where $\phi_{i,j}$ is the feature response of i^{th} layer and j^{th} filter. W_{ij} and H_{ji} indicate the dimensions of the respective feature maps of VGG19 network.




Figure 3: a) Generated chair design candidates at 256×256 resolution. The training dataset size is around 38,000 b) Generated chair images with 1000 training data. Increasing training dataset size leads to better learned implicit distribution which is represented by sampled images.

3.3 AI Aided Chair Design and Realization

It is necessary for human involvements that turn a generated 2d image prototype into a sketch, a 3d model and ultimately a real life chair. After the generation of 320,000 chair candidates, we spend few ours on final chair prototype selection. Compared with traditional time-consuming chair design process, our method speed up the process dramatically while keeping creativity and originality.



Figure 4: 3D model created based on AI-aided chair design prototype.

4 Implementations

Dataset: Around 38,000 chair images scraped from Pinterest for the image synthesis module. We downscale the images by a factor of 4 for fine-tuning the image super-resolution network.

Network Architecture: The overall architecture is shown in Fig 2. For image synthesis we adopt DCGAN [9] architecture whose generator consists of a series of 4 fractional-strided convolutions with batch normalization [23] and rectified activation [24] applied. And the discriminator has a mirrored network structure with strided convolutions and leaky rectified activation [25] instead. For super-resolution we adopt the architecture of SRGAN [20] with $i = 5, j = 4$ for perceptual content loss $\mathcal{L}_{content}^{st}/5,4$.

Training: We used 2 GTX1080Ti GPUs to train the image synthesis module for 200 epochs with mini-batch size of 128, learning rate of 0.0002 and Adam [26] with $\beta_1 = 0.9$. Two modules are trained separately. In order to improve super-resolution performance on chair data, we fine-tuned SRGAN on downscaled chair dataset.

5 Results

We generate 320,000 chair design candidate at 256×256 resolution (Fig 3) and spend few hours on selecting candidates as prototype. Finally, a real life chair is made based on the 2d sketch and 3d model of a prototype (Figure 5).



Figure 5: Real life chair created based on AI-aided chair design prototype.

6 Conclusion

We proposed a method for improving chair design, which consists of an image synthesis module, a super-resolution module and human involvement. It can speed up the designing process tremendously while balancing the practicality and creativity. The generated chair design candidates shows variety of shapes and textures. We finally illustrate our method by selecting one of the candidates as design prototype and create an AI-aided real life chair.

References

- [1] P. Isola, J.-Y. Zhu, T. Zhou, and A. A. Efros, “Image-to-image translation with conditional adversarial networks,” *CVPR*, 2017.
- [2] J.-Y. Zhu, T. Park, P. Isola, and A. A. Efros, “Unpaired image-to-image translation using cycle-consistent adversarial networks,” in *Computer Vision (ICCV), 2017 IEEE International Conference on*, 2017.
- [3] M.-Y. Liu, T. Breuel, and J. Kautz, “Unsupervised image-to-image translation networks,” in *Advances in Neural Information Processing Systems*, 2017, pp. 700–708.
- [4] X. Huang, M.-Y. Liu, S. Belongie, and J. Kautz, “Multimodal unsupervised image-to-image translation,” in *ECCV*, 2018.
- [5] Y. LeCun, Y. Bengio, and G. Hinton, “Deep learning,” *nature*, vol. 521, no. 7553, p. 436, 2015.
- [6] L. A. Gatys, A. S. Ecker, and M. Bethge, “Image style transfer using convolutional neural networks,” in *Proceedings of the IEEE Conference on Computer Vision and Pattern Recognition*, 2016, pp. 2414–2423.
- [7] J. Johnson, A. Alahi, and L. Fei-Fei, “Perceptual losses for real-time style transfer and super-resolution,” in *European Conference on Computer Vision*. Springer, 2016, pp. 694–711.
- [8] I. Goodfellow, J. Pouget-Abadie, M. Mirza, B. Xu, D. Warde-Farley, S. Ozair, A. Courville, and Y. Bengio, “Generative adversarial nets,” in *Advances in neural information processing systems*, 2014, pp. 2672–2680.

- [9] A. Radford, L. Metz, and S. Chintala, “Unsupervised representation learning with deep convolutional generative adversarial networks,” *arXiv preprint arXiv:1511.06434*, 2015.
- [10] T. Karras, T. Aila, S. Laine, and J. Lehtinen, “Progressive growing of gans for improved quality, stability, and variation,” *arXiv preprint arXiv:1710.10196*, 2017.
- [11] A. Brock, J. Donahue, and K. Simonyan, “Large scale gan training for high fidelity natural image synthesis,” *arXiv preprint arXiv:1809.11096*, 2018.
- [12] T. Karras, S. Laine, and T. Aila, “A style-based generator architecture for generative adversarial networks,” *arXiv preprint arXiv:1812.04948*, 2018.
- [13] M. Arjovsky, S. Chintala, and L. Bottou, “Wasserstein gan,” *arXiv preprint arXiv:1701.07875*, 2017.
- [14] I. Gulrajani, F. Ahmed, M. Arjovsky, V. Dumoulin, and A. C. Courville, “Improved training of wasserstein gans,” in *Advances in Neural Information Processing Systems*, 2017, pp. 5767–5777.
- [15] T. Kim, M. Cha, H. Kim, J. K. Lee, and J. Kim, “Learning to discover cross-domain relations with generative adversarial networks,” *arXiv preprint arXiv:1703.05192*, 2017.
- [16] Z. Yi, H. Zhang, P. Tan, and M. Gong, “Dualgan: Unsupervised dual learning for image-to-image translation,” *arXiv preprint*, 2017.
- [17] H.-Y. Lee, H.-Y. Tseng, J.-B. Huang, M. K. Singh, and M.-H. Yang, “Diverse image-to-image translation via disentangled representations,” in *European Conference on Computer Vision*, 2018.
- [18] A. Gonzalez-Garcia, J. van de Weijer, and Y. Bengio, “Image-to-image translation for cross-domain disentanglement,” in *Advances in Neural Information Processing Systems 31*, 2018, pp. 1294–1305.
- [19] J. Lin, Y. Xia, T. Qin, Z. Chen, and T.-Y. Liu, “Conditional image-to-image translation,” *2018 IEEE/CVF Conference on Computer Vision and Pattern Recognition*, pp. 5524–5532, 2018.
- [20] C. Ledig, L. Theis, F. Huszar, J. Caballero, A. Cunningham, A. Acosta, A. P. Aitken, A. Tejani, J. Totz, Z. Wang, and W. Shi, “Photo-realistic single image super-resolution using a generative adversarial network,” *2017 IEEE Conference on Computer Vision and Pattern Recognition (CVPR)*, pp. 105–114, 2017.
- [21] X. Wang, K. Yu, S. Wu, J. Gu, Y. Liu, C. Dong, C. C. Loy, Y. Qiao, and X. Tang, “Esrgan: Enhanced super-resolution generative adversarial networks,” in *ECCV Workshops*, 2018.
- [22] K. Simonyan and A. Zisserman, “Very deep convolutional networks for large-scale image recognition,” *arXiv preprint arXiv:1409.1556*, 2014.
- [23] S. Ioffe and C. Szegedy, “Batch normalization: Accelerating deep network training by reducing internal covariate shift,” *arXiv preprint arXiv:1502.03167*, 2015.
- [24] V. Nair and G. E. Hinton, “Rectified linear units improve restricted boltzmann machines,” in *Proceedings of the 27th international conference on machine learning (ICML-10)*, 2010, pp. 807–814.
- [25] A. L. Maas, A. Y. Hannun, and A. Y. Ng, “Rectifier nonlinearities improve neural network acoustic models,” in *Proc. icml*, vol. 30, no. 1, 2013, p. 3.
- [26] D. P. Kingma and J. Ba, “Adam: A method for stochastic optimization,” *arXiv preprint arXiv:1412.6980*, 2014.