



THÈSE

En vue de l'obtention du

DOCTORAT DE L'UNIVERSITÉ DE TOULOUSE

Délivré par : *l'Institut National Polytechnique de Toulouse (INP Toulouse)*

Présentée et soutenue le *January 27, 2015* par :
Charlie Vanaret

**Hybridization of interval methods and evolutionary
algorithms for solving difficult optimization problems**

JURY

NICOLAS DURAND	ENAC	Directeur de thèse
JEAN-BAPTISTE GOTTELAND	ENAC	Co-encadrant de thèse
EL-GHAZALI TALBI	Université de Lille	Rapporteur
GILLES TROMBETTONI	Université de Montpellier	Rapporteur
JEAN-MARC ALLIOT	IRIT	Examineur
JIN-KAO HAO	Université d'Angers	Examineur
THOMAS SCHIEX	INRA Toulouse	Examineur
MARC SCHOENAUER	INRIA Saclay	Examineur

École doctorale et spécialité :

MITT : Domaine STIC : Intelligence Artificielle

Unité de Recherche :

IRIT-APO (UMR 5505)

Abstract

Reliable global optimization is dedicated to finding a global minimum in the presence of rounding errors. The only approaches for achieving a numerical proof of optimality in global optimization are interval-based methods that interleave branching of the search-space and pruning of the subdomains that cannot contain an optimal solution. The exhaustive interval branch and bound methods have been widely studied since the 1960s and have benefitted from the development of refutation methods and filtering algorithms, stemming from the interval analysis and interval constraint programming communities. It is of the utmost importance: i) to compute sharp enclosures of the objective function and the constraints on a given subdomain; ii) to find a good approximation (an upper bound) of the global minimum.

State-of-the-art solvers are generally *integrative* methods, that is they embed local optimization algorithms to compute a good upper bound of the global minimum over each subspace. In this document, we propose a *cooperative* framework in which interval methods cooperate with evolutionary algorithms. The latter are stochastic algorithms in which a population of individuals (candidate solutions) iteratively evolves in the search-space to reach satisfactory solutions. Evolutionary algorithms, endowed with operators that help individuals escape from local minima, are particularly suited for difficult problems on which traditional methods struggle to converge.

Within our cooperative solver Charibde, the evolutionary algorithm and the interval-based algorithm run in parallel and exchange bounds, solutions and search-space via message passing. A strategy combining a geometric exploration heuristic and a domain reduction operator prevents premature convergence toward local minima and prevents the evolutionary algorithm from exploring suboptimal or unfeasible subspaces. A comparison of Charibde with state-of-the-art solvers based on interval analysis (GlobSol, IBBA, Ibex) on a benchmark of difficult problems shows that Charibde converges faster by an order of magnitude. New optimality results are provided for five multimodal problems, for which few solutions were available in the literature. Finally, we certify the optimality of the putative solution to the Lennard-Jones cluster problem for five atoms, an open problem in molecular dynamics.

Acknowledgement

Je dois mon entrée – somme toute assez imprévue – dans le monde académique à Jean-Marc Alliot. Mes premières semaines à la DTI, à la découverte de la programmation par contraintes, m'ont laissé entrevoir certains aspects de la recherche que je ne soupçonnais pas ; grand bien lui en a pris. Je remercie Jean-Baptiste Gotteland pour sa confiance, sa disponibilité et la grande latitude qu'il m'a laissée. Merci à Nicolas Durand pour sa générosité et ses encouragements. Je garde un souvenir particulièrement émouvant de notre tentative de record de la traversée du Massif central en TB-20.

Je tiens à remercier Gilles Trombettoni d'avoir répondu patiemment à toutes mes questions relatives à l'implémentation des contracteurs. Je suis reconnaissant à Gilles et à El-Ghazali Talbi d'avoir accepté de rapporter ma thèse. Je remercie mes examinateurs Thomas Schiex et Marc Schoenauer d'avoir fait le déplacement à Toulouse, et Jin-Kao Hao de m'avoir donné l'opportunité de faire ma première télé.

Que dire de mes "compagnons de galère" Richard Alligier et Mohammad Ghasemi Hamed... Partager un bureau à trois n'est pas toujours chose aisée, surtout lorsque mes jeux de mots du lundi matin valent ceux d'un vendredi après-midi. Z05 a été le théâtre de discours parfois animés, toujours passionnés, d'échanges constructifs et de synchronisation pour la pause thé.

Mon camarade de marave Cyril Allignol, le baryton Nicolas Barnier, David Gianazza maître ès foncteurs, Alexandre "Jean-Michel" Gondran, Sonia Cafieri, Loïc Cellier, Brunilde Girardet, Laureline Guys, Olga Rodionova, Nicolas Saporito et Estelle Malavolti – pour un temps mes voisins, entre deux valse des bureaux – tous ont contribué à la bonne humeur et à l'ambiance chaleureuse du bâtiment Z.

Je salue Daniel Ruiz pour sa gentillesse, et l'équipe APO pour leur accueil. Frédéric Messine et Jordan Ninin ont aimablement répondu à mes interrogations affines. Ma gratitude va à Christine Surly, garante de ma logistique pendant ces trois années chez Midival, et à Jean-Pierre Baritaud pour le soutien technique lors de ma soutenance.

Merci à Fabien Bourrel, mon relecteur officiel qui n'a jamais trouvé une seule typo, alors que... J'en profite pour passer un petit coucou à ma famille, aux Barousse, aux boys d'Hydra, à mes camarades de promo n7, aux expatriés viennois, au TUC Escrime et au Péry.

Merci à mes parents et mon frangin d'avoir fait le déplacement lors de ma soutenance. Désolé pour le slide numéro 2.

Contents

1	Nonlinear optimization	5
1.1	Optimization theory	5
1.1.1	Local and global minima	6
1.1.2	Existence of a minimum	7
1.1.3	Unconstrained optimization	7
1.1.4	Constrained optimization	8
1.2	Optimization techniques	10
1.2.1	Linear programming	10
1.2.2	Convex problems	11
1.2.3	Nonconvex problems	11
1.2.4	Overview of the optimization techniques	12
2	Evolutionary algorithms	13
2.1	Evolutionary algorithms	14
2.1.1	Constraint handling	15
2.1.2	Termination criteria	15
2.2	Genetic algorithms	16
2.2.1	Parent selection	16
2.2.2	Crossover and mutation	17
2.2.3	Population replacement	18
2.3	Differential evolution	18
2.3.1	Quaternary crossover operator	18
2.3.2	Basic individual selection	19
2.3.3	Bound constraints	20
2.3.4	Direct constraint handling	20
3	Interval analysis	23
3.1	Interval computations	24
3.1.1	Rounding modes	24
3.1.2	Interval arithmetic	24
3.2	Interval extensions	27
3.2.1	Dependency	27
3.2.2	Second-order extensions	29

3.2.3	Monotonicity-based extension	31
3.2.4	Affine arithmetic	32
3.3	Interval branch and bound methods	33
3.3.1	Branch and bound methods	33
3.3.2	Interval branch and bound methods	34
3.3.3	Heuristics	35
3.3.4	Accelerating techniques	36
3.4	Automatic differentiation	38
3.4.1	Direct mode	39
3.4.2	Adjoint mode	39
3.5	Conclusion	40
4	Contractors	41
4.1	Partial consistency operators	42
4.2	Fixed-point algorithm	44
4.3	Local consistencies	45
4.3.1	2B consistency	45
4.3.2	Forward-backward propagation	45
4.3.3	Box consistency	46
4.3.4	Interval Newton method	47
4.3.5	Monotonicity-based contractors	50
4.4	Strong consistencies	50
4.4.1	3B consistency	51
4.4.2	CID consistency	52
4.5	Global consistencies	54
4.5.1	Multivariate interval Newton method	54
4.5.2	Convexification	55
5	Charibde	57
5.1	Hybridization of optimization techniques	58
5.1.1	Integrative methods	58
5.1.2	Cooperative methods	59
5.1.3	Charibde: a cooperative approach	60
5.2	Interval branch and contract algorithm	61
5.2.1	Main framework	61
5.2.2	Second-order lower bounding	63
5.2.3	Contractor for bound constrained optimization	64
5.2.4	Contractor for nonlinearly constrained optimization	65
5.2.5	Contraction and automatic differentiation	68
5.2.6	MaxDist: a geometrical search strategy	69
5.3	Differential evolution algorithm	72
5.3.1	Rigorous objective handling	73
5.3.2	Constraint handling	74

5.3.3	Selection by comparison	75
5.3.4	Rigorous feasibility	75
5.3.5	Refutation using floating-point arithmetic	75
5.3.6	Exploiting the interval domain	83
5.4	Comparison of solvers on the COCONUT benchmark	88
5.4.1	COCONUT benchmark	88
5.4.2	Numerical results	89
5.5	Conclusion	93
6	New global minima of multimodal problems	95
6.1	Multimodal test functions	96
6.2	Numerical results	98
6.2.1	Note on the Michalewicz function	100
6.2.2	Note on Rana's function	100
6.2.3	Global minima and corresponding solutions	100
6.2.4	Interpolation	103
6.3	Benefits of the hybridization	103
6.4	Solver comparison	107
7	Rigorous proof of optimality in molecular dynamics	111
7.1	Lennard-Jones potential	111
7.2	Lennard-Jones cluster problem	112
7.2.1	Minimum-energy spatial configuration	112
7.2.2	An open problem	112
7.3	The first rigorous proof of optimality for 5 atoms	113
7.3.1	Dependency reduction	113
7.3.2	Symmetry breaking	113
7.3.3	Proof of optimality	114
7.3.4	Comparison with state-of-the-art solvers	116
	General conclusion	117
	Bibliography	123

List of Figures

1	Cooperation scheme of Charibde	2
1.1	Local and global extrema	6
1.2	Global minimum of a constrained problem	9
2.1	Sampling mechanism of metaheuristics	14
2.2	Crossover between two chromosomes	17
2.3	Mutation of a chromosome	18
2.4	Quaternary crossover operator of the differential evolution algorithm	20
3.1	Mean value extension	30
3.2	Mean value extensions with an arbitrary center and with the optimal Baumann center	31
3.3	Global optimization of $f(x) = x^2 \cos(x) + x$ over $X = [-5, 3]$ using an interval branch and bound algorithm	37
4.1	Contraction of a box \mathbf{X} with respect to a constraint c	43
4.2	HC4Revise: bottom-up evaluation phase	46
4.3	HC4Revise: top-down propagation phase	47
4.4	Interval Newton method with $f : x \mapsto x^2 - 2$ and $X_0 = [-3, 2]$	49
4.5	3B shaving with $s_{3B} = 8$	52
4.6	CID shaving with $s_{CID} = 4$	53
4.7	Convex linear underestimators of a function using corners as expansion points	55
5.1	Cooperative hybridization in Charibde	61
5.2	Polytope of the relation $x + y \in [0, 1]$	70
5.3	Opposite monotonicities of $f_{nearest}$ and $x \mapsto \overline{F(x)}$	73
5.4	Convergence of the differential evolution algorithm with both versions of the rigorous feasibility test (1/3)	80
5.5	Convergence of the differential evolution algorithm with both versions of the rigorous feasibility test (2/3)	81
5.6	Convergence of the differential evolution algorithm with both versions of the rigorous feasibility test (3/3)	82
5.7	Relative reduction of the volume of the initial domain on a subset of test problems	83

5.8	Contraction of the domain of the differential evolution algorithm with the generations	85
5.9	Evolution of the volume of the domain (in logarithmic scale) with the number of objective evaluations in the differential evolution algorithm	86
5.10	Fraction of solved COCONUT problems with respect to time for Ibex and Charibde	92
6.1	Multimodal test problems ($n = 2$)	97
6.2	Convergence time against the dimension on the multimodal test problems .	103
6.3	Best known upper bound against computation time for Charibde and its standalone components on the multimodal test problems	106
6.4	Best known upper bound against computation time for Charibde and Couenne on the multimodal test problems	109
7.1	Reduced Lennard-Jones potential	112
7.2	Lennard-Jones problem with 5 atoms: optimal configuration	114
7.3	Solution to the open Lennard-Jones cluster problem with 5 atoms	118
7.4	Affine approximations of exp using the Tchebychev and min-range methods	120
7.5	Polytope of the relaxed problem	121
7.6	Adding constraints to the polytope of the relaxed problem	121

List of Tables

1.1	Continuous optimization techniques	12
3.1	Automatic differentiation in adjoint mode	40
4.1	Interval Newton method with $f : x \mapsto x^2 - 2$ and $X_0 = [-3, 2]$	49
5.1	Comparison of exploration strategies	71
5.2	Convergence time for both versions of the rigorous feasibility test	79
5.3	Description of difficult COCONUT problems	89
5.4	Comparison of solvers GlobSol, IBBA, Ibex, Charibde, Couenne and BARON on 11 COCONUT problems: CPU time (in s) and number of bisections	90
5.5	Hyperparameters of Charibde on 11 COCONUT problems	91
6.1	Expressions and domains of the multimodal test problems	96
6.2	Hyperparameters of Charibde for the multimodal test problems	98
6.3	Average and maximum CPU time (in seconds) and average number of evaluations (NE) after 100 runs of Charibde for the multimodal test problems	99
6.4	Convergence time of Charibde for two syntaxes of Rana's function	100
6.5	Global minima and corresponding solutions of the Sine Envelope Sine Wave, Eggholder, Keane and Rana problems ($\varepsilon = 10^{-8}$)	101
6.6	Global minima of the Michalewicz function ($\varepsilon = 10^{-8}$)	102
6.7	Global minimizer of the Michalewicz function for $n = 1$ to 70	102
6.8	Affine relationship between the global minima of multimodal problems and the number of variables	103
6.9	Comparison of Charibde against its standalone components on the multimodal test problems	104
6.10	Comparison of Charibde against six solvers on the multimodal test problems	107
7.1	Lennard-Jones problem with 5 atoms: optimal solution	114
7.2	Lennard-Jones problem with 5 atoms: hyperparameters of Charibde	115
7.3	Lennard-Jones problem with 5 atoms: average results of Charibde over 100 runs	115
7.4	Lennard-Jones problem with 5 atoms: comparison of BARON, Couenne and Charibde	116

List of Algorithms

1	Evolutionary algorithms	14
2	Genetic algorithm	16
3	Differential evolution	19
4	Interval branch and bound methods	35
5	Fixed-point algorithm	44
6	MohcRevise	50
7	3B shaving	52
8	CID shaving	54
9	Charibde: interval branch and contract algorithm	62
10	Refutation test based on global optimality	63
11	Test to update the best known upper bound of the global minimum	63
12	Second-order lower bounding	64
13	Contractor for bound constrained optimization	64
14	Stationarity-based contractor for bound constrained problems	65
15	Contractor for constrained optimization	66
16	Lower bounding and contraction using convexification	67
17	Contraction and lower bounding using monotonicity	68
18	Distance between a point and a box	71
19	Charibde: differential evolution algorithm	72
20	Reliable evaluation of the best individual	74
21	Comparison operator between an individual and its parent	76
22	Rigorous measure of feasibility	76
23	Rigorous feasibility test	77
24	Rigorous feasibility test combining floating-point arithmetic and interval arithmetic	77
25	Evaluation of an individual with respect to the remaining subspaces	87
26	Computation of the box nearest to a point	88

Introduction

Motivation

Numerical computations based on floating-point arithmetic may be subject to roundoff errors ; roundoff accumulation sometimes produces irrelevant results that are disastrous for critical systems (for instance, in aerospace). The only methods capable of rigorously bounding the intermediary steps of a numerical computation are based on interval analysis, a branch of numerical analysis that extends floating-point arithmetic to intervals. The ability of interval analysis to compute with sets unraveled new horizons for the global optimization community.

Reliable global optimization methods based on interval analysis, called interval branch and bound, partition the search space and discard subspaces that cannot contain an optimal solution using refutation arguments: whenever a lower bound of the range of the objective function on a subspace is larger than an upper bound of the global minimum (the objective value of any feasible point), it is numerically guaranteed that the subspace cannot contain an optimal solution. Nowadays, cutting-edge solvers embed filtering (or contraction) operators that stem from the numerical analysis and the discrete optimization communities ; they aim at reducing the bounds of the variables without losing the optimal solution. Bisection however remains sometimes unavoidable. On account of its exponential complexity in the number of variables, one cannot hope to solve instances larger than a few dozen variables.

Invoking exhaustive methods to solve nonconvex and highly multimodal optimization problems may seem hopeless. In this case, metaheuristics usually provide satisfactory solutions within a reasonable time, albeit with no guarantee of optimality. Among the population-based metaheuristics that maintain a population of individuals (a set of candidate solutions), evolutionary algorithms mimic mechanisms inspired by nature, in order to guide a random walk towards good solutions. Because they embed operators that help escape from local minima, metaheuristics are widely used in the optimization community when other methods fail to converge.

In general, exhaustive solvers integrate a local method to the branch bound scheme in order to compute approximations (upper bounds) of the global minimum. Very few combine an exact global method (branch and bound) and a stochastic method (such as an evolutionary algorithm) ; the existing approaches are essentially sequential (one method runs after the other) or integrative (one is embedded within the other).

Adopted approach and contributions

Branch and bound methods require good feasible solutions (whose objective values are upper bounds of the global minimum), and accurate enclosures of the objective function and the constraints on a given subspace. In this document, we introduce a cooperative framework that combines state-of-the-art interval methods and evolutionary algorithms. Within our hybrid solver Charibde, an interval branch and contract method and a differential evolution algorithm run in parallel and exchange bounds, solutions and domain using message passing (Figure 1).

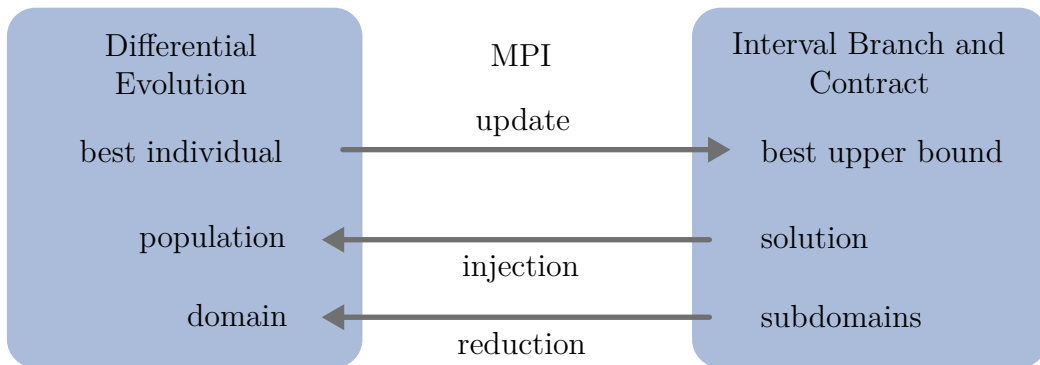


Figure 1: Cooperation scheme of Charibde

The evolutionary algorithm quickly explores the search space in the search of a satisfactory feasible solution. Its evaluation is sent to the interval method in order to intensify the pruning of the infeasible and suboptimal subspaces of the search space. Whenever the interval method finds a points improves the best known solution, it is injected into the population of the evolutionary algorithm in order to avoid premature convergence towards local minima. A combination of a novel exploration strategy and a periodic domain reduction of the differential evolution algorithm avoids the generation of individuals within infeasible or suboptimal subspaces. Cutting-edge filtering operators (contractors) reduce the bounds of the variables on each subspace by discarding values that are inconsistent with respect to the constraints. Some exploit the syntax tree of a single constraint at the time, others convexify the problems and consider all the constraints simultaneously. Combining contraction and automatic differentiation produces tighter enclosures of the partial derivatives of the functions, which in turns makes the first-order refutation test more efficient.

Charibde has proven competitive with cutting-edge reliable interval-based solvers and unreliable NLP solvers: it outperforms GlobSol, IBBA and Ibex by an order of magnitude on a subset of difficult COCONUT¹ problems. We provide new optimality results for five multimodal problems (Michalewicz, Sine Wave Sine Envelope, Eggholder, Keane, Rana) for which few solutions, even approximate, are known. Finally, we present the first numerical

¹The COCONUT benchmark is available at <http://www.mat.univie.ac.at/~neum/glopt/coconut/Benchmark/Benchmark.html>

proof of optimality for the open Lennard-Jones cluster problem with five atoms. We show that interval-based solvers do not converge within reasonable time, and that NLP solvers BARON and Couenne provide numerically erroneous results that cannot be trusted.

Organization of the document

This document is composed of seven chapters. Chapter 1 exposes the mathematical context of the study and introduces the basic theory of nonlinear optimization, the first-order optimality conditions and resolution methods for convex and nonconvex problems. Evolutionary algorithms, including genetic algorithms and differential evolution algorithms, are presented in Chapter 2. Chapter 3 introduces interval methods, their application to global optimization and automatic differentiation techniques. Chapter 4 extends the previous chapter and compares filtering algorithms (also known as contractors) for interval domains. They stem from the numerical analysis and the constraint programming communities. Our reliable solver Charibde is described in Chapter 5. We explain its architecture in detail and the advanced techniques devised to exploit the combination between interval methods and metaheuristics. In Chapter 7, we close the open Lennard-Jones cluster problem with five atoms by providing the first numerical proof of optimality of the solution.

Chapter 1

Nonlinear optimization

Contents

2.1	Evolutionary algorithms	14
2.1.1	Constraint handling	15
2.1.2	Termination criteria	15
2.2	Genetic algorithms	16
2.2.1	Parent selection	16
2.2.2	Crossover and mutation	17
2.2.3	Population replacement	18
2.3	Differential evolution	18
2.3.1	Quaternary crossover operator	18
2.3.2	Basic individual selection	19
2.3.3	Bound constraints	20
2.3.4	Direct constraint handling	20

Optimization is the discipline that determines in an analytical or numerical fashion the best solution to a problem, with respect to a certain criterion. It is fundamental for solving countless problems in industry, economics and physics in order to reduce costs or computing time. The quality of the solution computed by an optimization process generally depends upon the model used to approximate real data, and the resolution method. Section 1.1 introduces unconstrained and constrained optimization, and necessary conditions of optimality. Optimization techniques are mentioned in Section 1.2.

1.1 Optimization theory

A continuous optimization problem can be written in standard form:

$$\min_{\mathbf{x} \in \mathbb{R}^n} f(\mathbf{x}) \text{ subject to } \mathbf{x} \in D \tag{1.1}$$

$\mathbf{x} = (x_1, \dots, x_n)$ are *decision variables*. $f : D \subset \mathbb{R}^n \rightarrow \mathbb{R}$ is the *objective function* and D is the *feasible set*. Any point $\mathbf{x} \in \mathbb{R}^n$ that belongs to D is called a *feasible point*. Note that maximizing a function f is equivalent to minimizing the function $-f$:

$$\max_{\mathbf{x} \in D} f(\mathbf{x}) = -\min_{\mathbf{x} \in D} (-f(\mathbf{x})) \quad (1.2)$$

1.1.1 Local and global minima

Solving an optimization problem boils down to seeking a local or global minimum (Definition 1) of a function, and (or) the set of corresponding minimizers.

Definition 1 (Minima and minimizers) Let $\mathbf{x} \in \mathbb{R}^n$.

- \mathbf{x} is a local minimizer of f in $D \subset \mathbb{R}^n$ if $\mathbf{x} \in D$ and there exists an open neighborhood N of \mathbf{x} such that:

$$\forall \mathbf{y} \in D \cap N, \quad f(\mathbf{x}) \leq f(\mathbf{y}) \quad (1.3)$$

$f(\mathbf{x})$ is a local minimum of f in D ;

- \mathbf{x} is a global minimizer of f in $D \subset \mathbb{R}^n$ if $\mathbf{x} \in D$ and:

$$\forall \mathbf{y} \in D, \quad f(\mathbf{x}) \leq f(\mathbf{y}) \quad (1.4)$$

$f(\mathbf{x})$ is a global minimum of f in D .

Local and global maximizers and maxima are defined likewise.

Figure 1.1 illustrates local and global extrema (minima and maxima) of a continuous univariate function.

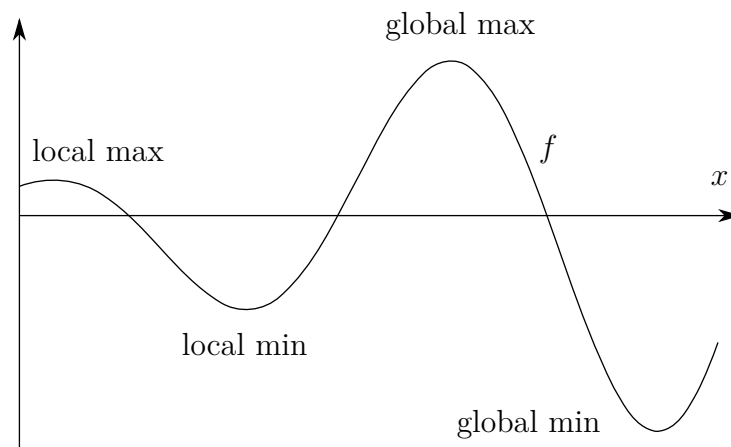


Figure 1.1: Local and global extrema

1.1.2 Existence of a minimum

The extreme value theorem (Theorem 1) states that Problem 1.1 has a minimum when f is continuous and D is a non-empty compact set.

Theorem 1 (Extreme value theorem) *A continuous function $f : D \rightarrow \mathbb{R}$, where $D \subset \mathbb{R}^n$ is a non-empty compact set, attains a maximum and a minimum. In particular, there exists $\mathbf{x} \in D$ such that*

$$\forall \mathbf{y} \in D, \quad f(\mathbf{x}) \leq f(\mathbf{y}) \quad (1.5)$$

1.1.3 Unconstrained optimization

In this section, we characterize the points that minimize a function $f : \mathbb{R}^n \rightarrow \mathbb{R}$:

$$\min_{\mathbf{x} \in \mathbb{R}^n} f(\mathbf{x}) \quad (1.6)$$

where f is assumed at least differentiable.

∇f is the gradient of a differentiable function f . $\nabla^2 f$ is the Hessian matrix of a twice-differentiable function f , whose element at row i and column j is $\frac{\partial^2 f}{\partial x_i \partial x_j}$.

Theorem 2 introduces necessary conditions of optimality that characterize the local minima of f .

Definition 2 (Stationary point) *A point $\mathbf{x} \in \mathbb{R}^n$ is a stationary point of a differentiable function $f : \mathbb{R}^n \rightarrow \mathbb{R}$ if:*

$$\nabla f(\mathbf{x}) = 0 \quad (1.7)$$

Theorem 2 (Necessary conditions of optimality) *Let $\mathbf{x}^* \in \mathbb{R}^n$ be a local minimum of a differentiable function $f : \mathbb{R}^n \rightarrow \mathbb{R}$. Then:*

1. \mathbf{x}^* is a stationary point (Definition 2) of f (first-order condition) ;
2. if f is twice differentiable in an open neighborhood of \mathbf{x}^* , then $\nabla^2 f(\mathbf{x}^*)$ is positive semi-definite (second-order condition).

Remark 1 *The stationarity of a local minimum is a necessary but not sufficient condition: the function $f(x) = x^3$ has a stationary point $x = 0$ that verifies the second-order condition, however $x = 0$ is not a local minimum.*

Although not sufficient, necessary conditions may help select potential local minima. Theorem 3 states sufficient conditions of optimality.

Theorem 3 (Sufficient condition of optimality) *Let $f : \mathbb{R}^n \rightarrow \mathbb{R}$ be a function differentiable in an open neighborhood of $\mathbf{x} \in \mathbb{R}^n$ and twice differentiable at \mathbf{x} . If $\nabla f(\mathbf{x}) = 0$ and $\nabla^2 f(\mathbf{x})$ is positive definite, then \mathbf{x} is a local minimum of f .*

1.1.4 Constrained optimization

In this section, the feasible set $D \subset \mathbb{R}^n$ is defined by equality and inequality constraints (Definition 3):

$$D = \{\mathbf{x} \in \mathbb{R}^n \mid g(\mathbf{x}) \leq 0 \wedge h(\mathbf{x}) = 0\} \quad (1.8)$$

where $g : \mathbb{R}^n \rightarrow \mathbb{R}^m$ and $h : \mathbb{R}^n \rightarrow \mathbb{R}^p$ are continuous. A constrained optimization problem is defined in standard form:

$$\begin{aligned} \min_{\mathbf{x} \in \mathbb{R}^n} \quad & f(\mathbf{x}) \\ \text{s.t.} \quad & g_j(\mathbf{x}) \leq 0, \quad j \in \{1, \dots, m\} \\ & h_j(\mathbf{x}) = 0, \quad j \in \{1, \dots, p\} \end{aligned} \quad (\mathcal{P})$$

Definition 3 (Constraint, relation) Let $\mathcal{V} = (x_1, \dots, x_n)$ be a set of variables and D their domain. A constraint c is a logical expression:

$$c(x_1, \dots, x_n) \diamond 0 \quad (1.9)$$

where $\diamond \in \{\leq, \geq, =\}$. Reciprocally, $\text{var}(c)$ is the set of variables that occur in the expression of c . The relation ρ_c of c is the set of solutions of c .

The first-order necessary condition of optimality in unconstrained optimization (Theorem 2) does not apply in constrained optimization. Example 1 shows that a global minimum that is not stationary is located on the frontier of a constraint (the constraint is called *active*, see Definition 4).

Example 1 Consider the following constrained problem:

$$\begin{aligned} \min_{x \in \mathbb{R}} \quad & f(x) = x^2 \\ \text{s.t.} \quad & x \geq 1 \end{aligned} \quad (1.10)$$

In Figure 1.2, the colored rectangle represents the feasible set $\{x \in \mathbb{R} \mid x \geq 1\}$ of 1.10. The global minimum $x^* = 1$ is not stationary: $f'(x^*) = 2 \neq 0$.

Definition 4 (Active/inactive constraint) An inequality constraint $g \leq 0$ is active at $\mathbf{x} \in \mathbb{R}^n$ if $g(\mathbf{x}) = 0$, and inactive if $g(\mathbf{x}) < 0$.

Necessary conditions of optimality in constrained optimization (Theorem 4) rely upon the distinction between active and inactive inequality constraints. An additional condition, constraint qualification (Definition 5), is required.

Definition 5 (Constraint qualification) The constraints of \mathcal{P} are qualified at $\mathbf{x} \in \mathbb{R}^n$ if the gradients of the active inequality constraints and the gradients of the equality constraints are linearly independent at \mathbf{x} .

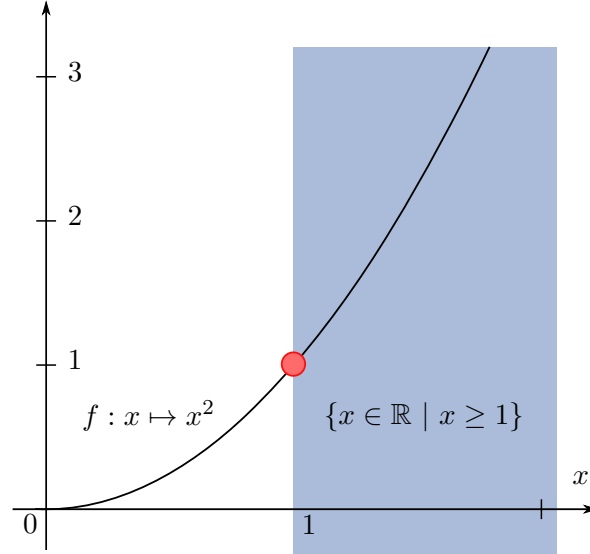


Figure 1.2: Global minimum of a constrained problem

Theorem 4 (Karush-Kuhn-Tucker optimality conditions [Karush, 1939]) *Suppose that the functions f , g_j ($j \in \{1, \dots, m\}$) and h_j ($j \in \{1, \dots, p\}$) are continuously differentiable at a point $\mathbf{x}^* \in \mathbb{R}^n$. If \mathbf{x}^* is a local minimum and the constraints are qualified at \mathbf{x}^* , then there exist λ_j ($j \in \{1, \dots, m\}$) and μ_j ($j \in \{1, \dots, p\}$), called Lagrange multipliers, such that the following conditions are satisfied:*

Stationarity

$$\nabla f(\mathbf{x}^*) + \sum_{j=1}^m \lambda_j \nabla g_j(\mathbf{x}^*) + \sum_{j=1}^p \mu_j \nabla h_j(\mathbf{x}^*) = 0 \quad (1.11)$$

Primal feasibility

$$\begin{aligned} g_j(\mathbf{x}^*) &\leq 0, & j \in \{1, \dots, m\} \\ h_j(\mathbf{x}^*) &= 0, & j \in \{1, \dots, p\} \end{aligned} \quad (1.12)$$

Dual feasibility

$$\lambda_j \geq 0, \quad j \in \{1, \dots, m\} \quad (1.13)$$

Complementarity

$$\lambda_j g_j(\mathbf{x}^*) = 0, \quad j \in \{1, \dots, m\} \quad (1.14)$$

Complementarity means that if g_j is inactive at \mathbf{x}^* ($g_j(\mathbf{x}^*) < 0$), then $\lambda_j = 0$. KKT conditions may be interpreted as optimality conditions for a problem in which active inequality constraints have been replaced by equality constraints, and inactive inequality constraints have been ignored (but must be satisfied). The constraint qualification condition is necessary to guarantee the existence of Lagrange multipliers (Example 2).

Example 2 (Non-qualified constraint) Consider the following constrained problem:

$$\begin{aligned} \min_{x \in \mathbb{R}} \quad & f(x) = x \\ \text{s.t.} \quad & g(x) = -x^3 \leq 0 \end{aligned} \tag{1.15}$$

The optimal solution of 1.15 is $x^* = 0$. However, no $\lambda \geq 0$ satisfies the KKT condition:

$$f'(x^*) + \lambda g'(x^*) = 0 \tag{1.16}$$

The reason is that $g'(x^*) = 0$, that is g is not qualified at x^* .

Note that any point that satisfies the KKT conditions is not a local minimum, much like any stationary point of an unconstrained problem is not a local minimum.

1.2 Optimization techniques

Numerous optimization techniques tackle optimization problems with particular structures. In the following sections, we briefly introduce linear programming, convex optimization and nonconvex optimization, as well as nonconvex optimization methods.

1.2.1 Linear programming

Solving a linear problem boils down to minimizing a linear function (Definition 6) over a convex polytope of \mathbb{R}^n defined by linear (in)equalities.

Definition 6 (Linear function) Let $\mathbf{x} = (x_1, \dots, x_n) \in \mathbb{R}^n$. A linear function $f : \mathbb{R}^n \rightarrow \mathbb{R}$ of \mathbf{x} may be written as a linear combination of the components of \mathbf{x} :

$$f(\mathbf{x}) = \sum_{i=1}^n a_i x_i = \mathbf{a}^T \mathbf{x} \tag{1.17}$$

where $\mathbf{a} = (a_1, \dots, a_n) \in \mathbb{R}^n$.

A linear problem (Definition 7), in which the objective and constraints are linear, is generally written in canonical form. The two most popular linear programming techniques are the simplex method, whose worst-case complexity is exponential but is very efficient in practice, and interior point methods.

Definition 7 (Linear problem) Let $\mathbf{x} \in \mathbb{R}^n$, $\mathbf{c} \in \mathbb{R}^n$, $\mathbf{b} \in \mathbb{R}^m$ and $A \in \mathbb{R}^{m \times n}$ a matrix of size $m \times n$. The canonical form of the associated linear problem is:

$$\begin{aligned} \min_{\mathbf{x} \in \mathbb{R}^n} \quad & \mathbf{c}^T \mathbf{x} \\ \text{s.t.} \quad & A\mathbf{x} \leq \mathbf{b} \end{aligned} \tag{1.18}$$

1.2.2 Convex problems

A convex problem is a problem whose objective function is convex (Definition 8) and whose feasible set is convex (Definition 9).

Definition 8 (Convex function) *A function $f : I \rightarrow \mathbb{R}$, where I is a real interval, is convex if:*

$$\forall(x, y) \in I^2, \quad \forall t \in [0, 1], \quad f(tx + (1 - t)y) \leq tf(x) + (1 - t)f(y) \quad (1.19)$$

f is strictly convex if:

$$\forall(x, y) \in I^2, x \neq y, \quad \forall t \in]0, 1[, \quad f(tx + (1 - t)y) < tf(x) + (1 - t)f(y) \quad (1.20)$$

Definition 9 (Convex set) *A set S is convex if:*

$$\forall(x, y) \in S^2, \quad \forall t \in [0, 1], \quad tx + (1 - t)y \in S \quad (1.21)$$

It can be easily shown that a local solution of a strictly convex optimization problem is the unique global minimum. Convex problems may be solved using interior point methods, cutting-plane methods, subgradient methods or bundle methods.

1.2.3 Nonconvex problems

Numerous real-world applications are nonconvex problems with multiple local minima. Therefore, convergence towards a local minimum does not guarantee global optimality.

1.2.3.1 Local optimization methods

Local optimization methods explore the neighborhood of an initial guess and offer a good tradeoff between quality of the solution and computational effort. They encompass two families of methods:

- mathematical programming methods generally exploit high-order information and compute a sequence of iterates in the search space. Gradient descent successively improves an initial solution by computing steps proportional to the negative of the gradient, in order to decrease the objective value. Newton-based methods consist in linearizing the optimality conditions (Sequential Quadratic Programming) or a perturbation thereof (Interior Point Method) ;
- heuristic techniques are general methods that seek approximate solutions. Nelder-Mead method [Nelder and Mead, 1965] maintains a polytope with $n + 1$ vertices in an n -dimensional search space, which undergoes simple geometrical transformations, until hopefully reaching a local minimum. Pattern search [Hooke and Jeeves, 1961] maintains $2n + 1$ points in the search space in a similar fashion.

1.2.3.2 Global optimization methods

Global optimization methods seek the global minimum over the whole domain. Among them:

- metaheuristics are generic methods based on mechanisms such as local memory (taboo search [Glover, 1990]), greedy search (GRASP [Feo and Resende, 1989]) or random search (population-based algorithms, simulated annealing [Kirkpatrick et al., 1983]). Note that metaheuristics are equipped with mechanisms that help escape from local minima, but cannot guarantee the optimality of the solution ;
- deterministic methods explore the search space in an exhaustive manner in order to identify the global minimum. They include branch and bound methods (see Chapter 3) and Lipschitz optimization.

1.2.3.3 Reliable methods

Deterministic global optimization methods, albeit exhaustive, do not provide a numerical guarantee of optimality of the solution within a given tolerance. A comparison of the main global optimization solvers [Neumaier et al., 2005] shows that most of them suffer from numerical approximations due to roundoff errors inherent to floating-point arithmetic.

Currently, only interval analysis provides rigorous bounds in numerical computations, even in the presence of roundoff errors. A variety of reliable interval-based techniques is presented in Chapter 3.

1.2.4 Overview of the optimization techniques

Table 1.1 is a summary of continuous optimization techniques and their characteristics. “NC” indicates nonconvex problems, “ $g \leq 0$ ” constrained problems and “ $n \uparrow$ ” large-scale problems.

Table 1.1: Continuous optimization techniques

	Problems			Technique		
	NC	$g \leq 0$	$n \uparrow$	derivative-free	deterministic	global
Linear programming		✓	✓	✓	✓	✓
Interior point methods		✓	✓	✓	✓	✓
Subgradient methods		✓	✓	✓	✓	✓
Quasi-Newton	✓		✓		✓	
Simulated annealing	✓		✓	✓		✓
Nelder-Mead	✓		✓	✓	✓	
Pop-based algorithms	✓	✓	✓	✓		✓
Lipschitz optimization	✓	✓	✓	✓	✓	✓
Méthodes d’intervalles	✓	✓		✓	✓	✓

Chapter 2

Evolutionary algorithms

Contents

3.1	Interval computations	24
3.1.1	Rounding modes	24
3.1.2	Interval arithmetic	24
3.2	Interval extensions	27
3.2.1	Dependency	27
3.2.2	Second-order extensions	29
3.2.3	Monotonicity-based extension	31
3.2.4	Affine arithmetic	32
3.3	Interval branch and bound methods	33
3.3.1	Branch and bound methods	33
3.3.2	Interval branch and bound methods	34
3.3.3	Heuristics	35
3.3.4	Accelerating techniques	36
3.4	Automatic differentiation	38
3.4.1	Direct mode	39
3.4.2	Adjoint mode	39
3.5	Conclusion	40

Evolutionary algorithms (EAs) are a subclass of metaheuristics that sample the search space in a stochastic manner, guided by the most promising individuals, and attempt to find a global minimum among the variety of local minima (Figure 2.1). They maintain a set of candidate solutions (individuals) in the search space, in order to obtain good solutions to an optimization problem. They do not require any regularity hypotheses of the objective function (continuity, differentiability), unlike mathematical programming

techniques (gradient method, Newton-based methods). Only an evaluation procedure of the objective function is needed. Section 2.1 presents the general framework of evolutionary algorithms. In particular, we explain genetic algorithms in Section 2.2 and differential evolution algorithms in Section 2.3.

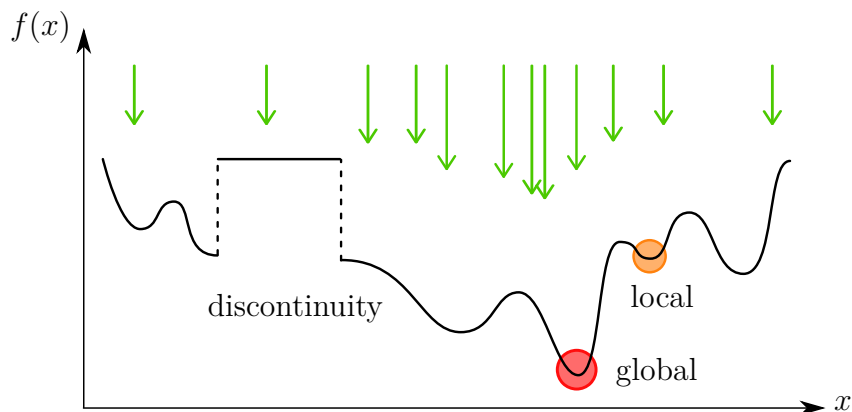


Figure 2.1: Sampling mechanism of metaheuristics

2.1 Evolutionary algorithms

EA mimics the evolution of a population in its environment (Algorithm 1). Variation operators bring diversity to the population in order to promote the exploration of the search space, while selection and replacement operators intensify the search in the vicinity of a solution. Consequently, they are particularly suited to the optimization of difficult, multimodal, black box (whose analytical expression is not known), noisy or dynamic problems, for which other optimization methods fail at finding a satisfactory solution. Although EA are equipped with mechanisms that help escape local minima, the optimality of the solution generally cannot be guaranteed.

Algorithm 1 Evolutionary algorithms

```

Initialize the initial population  $P$ 
Evaluate the individuals
repeat
    Generate a new population  $P'$ 
    Determine the new population by selection in  $P \cup P'$ 
until termination criterion met
return best individual in the population

```

2.1.1 Constraint handling

The ubiquity of constrained optimization problems has motivated the development of mechanisms that handle linear/nonlinear or equality/inequality constraints [Michalewicz and Schoenauer, 1996, Price et al., 2006, Talbi, 2009]. Among the main techniques:

- rejection strategies do not exploit infeasible individuals, which are discarded. This strategy is relevant only if the feasible set is large relative to the search space ;
- penalty methods (including logarithmic barrier terms and penalty terms that penalize constraint violations) consist in moving the constraints to the objective function as a weighted sum of penalties p_i with weights w_i :

$$f_p(\mathbf{x}) = f(\mathbf{x}) + \sum_{j=1}^m w_j p_j(g_j(\mathbf{x})) \quad (2.1)$$

Penalty methods suffer from several drawbacks: if the weights w_i are not properly adjusted, the weighted sum may be dominated by one of the penalties, or the metaheuristic may be trapped in an infeasible region if $f(\mathbf{x})$ is much smaller than the constraint violations $p_j(g_j(\mathbf{x}))_i$;

- repair strategies are (usually greedy) problem-specific heuristics that generate a new feasible individual from an infeasible individual ;
- decoding strategies establish a bijection between the set of representations of the individuals and the feasible set ;
- direct methods consider an ordering of the individuals: feasible individuals get a better evaluation than infeasible individuals. Exploration is therefore guided towards feasible regions of the search space.

2.1.2 Termination criteria

There exist two categories of termination criteria:

- a *static* criterion is generally based on available material resources (CPU time, number of iterations or number of evaluations) that are known a priori ;
- a *dynamic* criterion refers to the quality of the current solution (close enough to an optimum known a priori) or the end of convergence (number of consecutive iterations without improvements).

2.2 Genetic algorithms

Among the oldest EAs, genetic algorithms (GAs) are inspired by the Darwinian theory of natural selection [Holland, 1975]: genes that are the most adapted to the needs of a species in its environment are more likely to remain in a population over time. GAs establish a mapping between:

- the genotype (the genetic makeup carried by the chromosomes) of an individual and the components of a solution ;
- the phenotype (the observable characteristics) of an individual and the objective value of a solution.

GAs maintain a population of N individuals (a set of candidate solutions) that is partially replaced at each generation (iteration) through natural processes such as heredity, mutation and selection. A possible implementation is given in Algorithm 2. GAs originally solved combinatorial optimization problems and encoded binary genes (0s and 1s). Since then, they have been extended to continuous optimization by adopting real-valued representations and have proven successful for a wide range of applications, such as bioinformatics, economy or chemistry.

Algorithm 2 Genetic algorithm

Initialize the initial population

Evaluate the individuals

repeat

 Select a pool of parents

 Combine the parents using crossover and mutation operators

 Evaluate the offspring

 Retain the best individuals

until termination criterion is met

return the best individual

2.2.1 Parent selection

The theory of evolution states that individuals best adapted to their environments are more likely to survive, reproduce and pass on their gene pool to their offspring, whereas the maladapted die before reproducing. Two parent selection schemes are common in the GA literature: roulette wheel selection [Goldberg, 1989] and stochastic remainder without replacement selection [Goldberg, 1989].

2.2.1.1 Roulette wheel selection

The roulette wheel selection is similar to a roulette wheel in a casino. For a maximization problem, the probability p_i of an individual $i \in \{1, \dots, N\}$ to be selected as parent is

proportional to its objective value $f_i \geq 0$:

$$p_i = \frac{f_i}{\sum_{j=1}^N f_j} \in [0, 1] \quad (2.2)$$

Although individuals best adapted (with a higher objective value) are more likely to reproduce, it is not out of the questions that individuals that have low objective values succeed in reproducing, thus contributing to the next generation. However, a selection bias may exist for small problems on account of the low number of selections.

2.2.1.2 Stochastic remainder without replacement selection

The stochastic remainder without replacement selection avoids the selection bias inherent to the roulette wheel selection. Each individual i is replicated $\lfloor r_i \rfloor$ times, where:

$$r_i = \frac{N f_i}{\sum_{j=1}^N f_j} \quad (2.3)$$

and $\lfloor \cdot \rfloor$ is the floor function. The roulette wheel selection is then performed on the set of all individuals, with objective values $r_i - \lfloor r_i \rfloor$. This selection scheme generally produces better results when the population size is low.

2.2.2 Crossover and mutation

Crossover and mutation contribute to the diversification and intensification of the population. However their roles depend on the choice of implementation. Crossover (or recombination) is the exchange of one or several portions of genetic material between two chromosomes (the parents) with a probability $p_c \in]0, 1[$. Due to the crossover, the offspring (generally two chromosomes) have a different set of genes than their parents do (Figure 2.2).

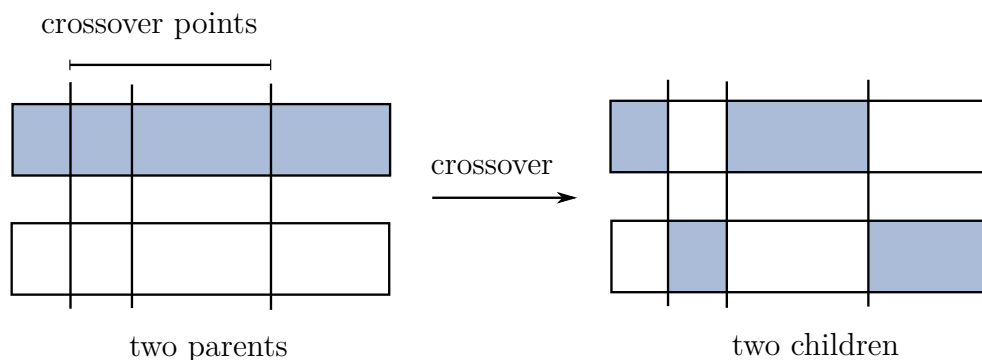


Figure 2.2: Crossover between two chromosomes

A gene can randomly mutate during crossover (Figure 2.3). A chromosome subject to mutation thus possesses a genetic sequence that does not exclusively stem from its parents. The mutation probability p_m controls the randomness of the search: it allows an individual

to avoid converging towards a local minimum by escaping from its vicinity. Usually, p_m is kept low in order to maintain the natural evolution of the population and to avoid turning the GA into a mere random search.

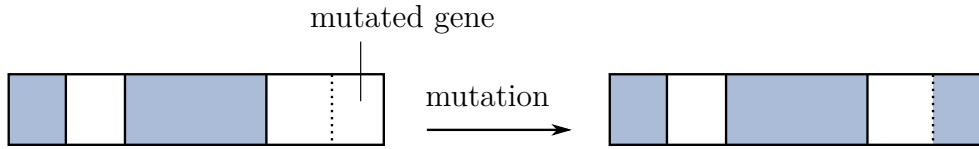


Figure 2.3: Mutation of a chromosome

2.2.3 Population replacement

In order to determine which individuals will be kept in the next generation, parents and offspring can come face to face in a tournament: the individual with the better objective value wins the game and is kept in the population. Elitism refers to the systematic conservation of the k best individuals in the next generation. Usually, it is counterproductive to discard the individuals with the worse objective values, since they may carry genes that contribute to the elaboration of a satisfactory solution. Keeping "poor" individuals thus guarantees the diversification of the population and reduces premature convergence towards local minima.

2.3 Differential evolution

The differential evolution algorithm (DE) is among the simplest and most powerful EAs [Storn and Price, 1997]. Initially devised to handle unconstrained problems with continuous variables, DE was extended to constrained and mixed problems. Robust and relatively simple (it has few hyperparameters), it gained fame by solving difficult instances in aerodynamic design [Rogalsky et al., 2000], neural network training [Slowik and Bialko, 2008], multicriteria optimization, polynomial approximation and scheduling. Contrary to GAs whose new individuals are generated using crossover and mutation operators, DE combines the components of existing individuals with a certain probability to build new individuals (Algorithm 3).

2.3.1 Quaternary crossover operator

Let NP be the population size, $W > 0$ be the scaling factor and $CR \in [0, 1]$ be the crossover ratio. At each generation, NP new individuals are generated: for each individual $\mathbf{x} = (x_1, \dots, x_n)$, three individuals $\mathbf{u} = (u_1, \dots, u_n)$ (the base individual), $\mathbf{v} = (v_1, \dots, v_n)$ and $\mathbf{w} = (w_1, \dots, w_n)$, all different and different from \mathbf{x} , are picked from the population at random. The components y_i ($i \in \{1, \dots, n\}$) of the new individual $\mathbf{y} = (y_1, \dots, y_n)$ are

Algorithm 3 Differential evolution

function DIFFERENTIALEVOLUTION(f : objective function, NP : population size, W : scaling factor, CR : crossover rate, \mathbf{D} : domain)
 $P \leftarrow$ randomly initialized population in \mathbf{D}
 repeat
 $P' \leftarrow \emptyset$ ▷ new population
 for $\mathbf{x} \in P$ **do**
 $(\mathbf{u}, \mathbf{v}, \mathbf{w}) \leftarrow$ PARENTSELECTION(\mathbf{x}, P)
 $\mathbf{y} \leftarrow$ CROSSOVER($\mathbf{x}, \mathbf{u}, \mathbf{v}, \mathbf{w}, W, CR$) ▷ generation of a new individual
 if $f(\mathbf{y}) < f(\mathbf{x})$ **then**
 $P' \leftarrow P' \cup \{\mathbf{y}\}$ ▷ \mathbf{y} replaces \mathbf{x}
 else
 $P' \leftarrow P' \cup \{\mathbf{x}\}$ ▷ \mathbf{x} is kept
 end if
 end for
 $P \leftarrow P'$ ▷ the temporary population replaces the current population
 until termination criteria met
 return best individual of P
end function

computed as follows:

$$y_i = \begin{cases} u_i + W \times (v_i - w_i) & \text{if } i = R \text{ or } r_i < CR \\ x_i & \text{otherwise} \end{cases} \quad (2.4)$$

where $r_i \in [0, 1]$ is a uniformly distributed random number and $R \in \{1, \dots, n\}$ is a random index that guarantees that at least a component of \mathbf{y} differs from that of \mathbf{x} . \mathbf{y} replaces \mathbf{x} in the population if it improves its objective value ; the selection operator is thus elitist (see Section 2.2.3).

Figure 2.4 illustrates the two-dimensional crossover between \mathbf{x}, \mathbf{u} (the base individual), \mathbf{v} and \mathbf{w} , and shows the contour map of the objective function. The difference $\mathbf{v} - \mathbf{w}$ determines the direction of displacement (an approximation of the direction opposite to the gradient) in which \mathbf{u} is translated.

2.3.2 Basic individual selection

In a GA, the probability that an individual is selected as parent is usually proportional to its objective value. In the DE, all individuals are equally likely to become a base individual \mathbf{u} . Two variants were suggested by [Price et al., 2006] in order to guarantee that all individuals of the current population are selected once as base individuals at each generation:

1. the base vectors are picked from a random permutation of the population ;

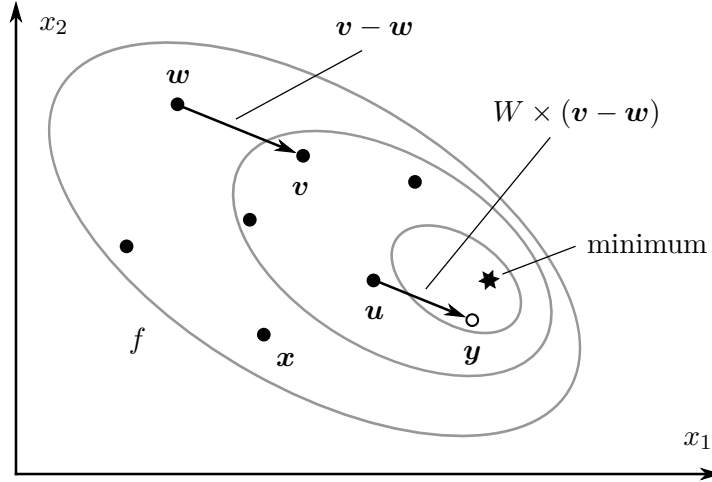


Figure 2.4: Quaternary crossover operator of the differential evolution algorithm

2. the index of a base vector \mathbf{u} is the sum modulo NP of the index of \mathbf{x} and an offset picked from $\{1, \dots, NP\}$ at random.

2.3.3 Bound constraints

The components of the newly generated individual \mathbf{y} that are outside of the domain \mathbf{D} , thus violating the bound constraints, may be handled in two ways:

- the objective function is penalized: a term, either constant or depending on the number and the magnitude of the bound violations, is added to the objective value. This approach converges slowly when the newly generated individuals tend to often violate the bound constraints ;
- a new component y_i is generated in the domain \mathbf{D} : fixed at the bound of the domain, picked in the domain at random, or picked between u_i and the bound of \mathbf{D} [Price et al., 2006]:

$$y_i = \begin{cases} u_i + \omega(\overline{D}_i - u_i) & \text{if } y_i > \overline{D}_i \\ u_i + \omega(\underline{D}_i - u_i) & \text{if } y_i < \underline{D}_i \end{cases} \quad (2.5)$$

where $\omega \in [0, 1]$ is picked at random.

2.3.4 Direct constraint handling

Direct constraint handling consists in maintaining separate values for the objective function and the constraints for the comparison of individuals. The base vector \mathbf{u} may be chosen according to the following rules:

- \mathbf{u} is feasible and \mathbf{x} is infeasible ;

- \mathbf{u} and \mathbf{x} are feasible, and $f(\mathbf{u}) < f(\mathbf{x})$;
- \mathbf{u} and \mathbf{x} are infeasible, and \mathbf{u} does not violate the constraints more than \mathbf{x} .

Chapter 3

Interval analysis

Contents

4.1	Partial consistency operators	42
4.2	Fixed-point algorithm	44
4.3	Local consistencies	45
4.3.1	2B consistency	45
4.3.2	Forward-backward propagation	45
4.3.3	Box consistency	46
4.3.4	Interval Newton method	47
4.3.5	Monotonicity-based contractors	50
4.4	Strong consistencies	50
4.4.1	3B consistency	51
4.4.2	CID consistency	52
4.5	Global consistencies	54
4.5.1	Multivariate interval Newton method	54
4.5.2	Convexification	55

Interval analysis is a branch of numerical analysis dedicated to bounding roundoff errors. Interval methods are set-oriented enclosure methods that can compute rigorous lower and upper bounds of a function on a given interval, even in the presence of roundoff errors. They are therefore particularly suited to reliable global optimization.

Interval arithmetic is introduced in Section 3.1. The concept of interval extension is detailed in Section 3.2. Interval branch and bound algorithms, dedicated to globally solving continuous optimization problems, are presented in Section 3.3. Section 3.4 briefly covers automatic differentiation techniques.

3.1 Interval computations

Floating-point arithmetic (FPA) is an approximate representation of real numbers on computers [Goldberg, 1991]. A floating-point number x is represented by its sign, its significand (a fractional coefficient) and its exponent. The floating-point units (FPUs) embedded within computers handle floating-point numbers with fixed-size significands, which leads to approximation errors when real numbers are not exactly representable. For example, the constant π rounded to three decimal digits is either 3.141 or 3.142, and its exact value lies somewhere in the interval [3.141, 3.142].

The IEEE Standard for Floating-Point Arithmetic (IEEE 754) defines the floating-point representation of real numbers and the behavior of basic floating-point operations, and has been adopted by most FPUs since the first standard in 1985. It defines five rounding modes: round to nearest (two modes), round toward 0, round toward $+\infty$ and round toward $-\infty$. The IEEE 754 double-precision format provides 15 to 17 significant decimal digits precision. Despite this accurate precision, the accumulation of roundoff errors is the origin of erroneous results in numerically unstable problems (Example 3).

Example 3 (Accumulation of roundoff errors) *A catastrophic accumulation of round-off errors was illustrated by [Rump, 1988]. Consider the function:*

$$f(x, y) = 333.75y^6 + x^2(11x^2y^2 - y^6 - 121y^4 - 2) + 5.5y^8 + \frac{x}{2y} \quad (3.1)$$

When we evaluate $f(77617, 33096)$ in single and double precision, we obtain 1.172603 and 1.1726039400531, respectively. However, the exact value is $-\frac{54767}{66192} = -0.827396$.

3.1.1 Rounding modes

The seminal doctoral dissertation of [Moore, 1966] laid the foundations of interval computations: his idea was to enclose each step of a numerical computation within an interval that contains the true result. A real number x exactly representable in FPA is replaced by the degenerate interval $[x, x]$, while real numbers that cannot be represented exactly in FPA (for instance 0.1) are rigorously bounded by an interval with floating-point bounds.

Interval arithmetic (IA) reliably extends real arithmetic to intervals. The implementation of elementary operations ($+$, $-$, \times , $/$, \log , \exp , etc.) requires correct (outward) rounding and exploits the rounding modes of the processor: the left (respectively right) bound of each intermediary step of the computation is rounded toward $-\infty$ (respectively $+\infty$). The true value is then numerically guaranteed to belong to the resulting interval.

3.1.2 Interval arithmetic

We adopt the following notations:

- \mathbb{R} is the set of real numbers ;

- \mathbb{F} is the set of floating-point numbers ;
- an interval $X = [\underline{X}, \overline{X}]$ with floating-point bounds defines the set:

$$X := \{x \in \mathbb{R} \mid \underline{X} \leq x \leq \overline{X}\} \quad (3.2)$$

- an interval is degenerate when $\underline{X} = \overline{X}$;
- \mathbb{I} is the set of intervals with floating-point bounds:

$$\mathbb{I} := \{[\underline{X}, \overline{X}] \mid (\underline{X}, \overline{X}) \in \mathbb{F}^2 \wedge \underline{X} \leq \overline{X}\} \quad (3.3)$$

- given the set $D \subset \mathbb{R}$, $\mathbb{I}(D)$ denotes the set of intervals in D . The definition can be extended to the multivariate case ;
- $\text{int}(X)$ is the interior of the non-degenerate interval X , that is the set:

$$\text{int}(X) := \{x \in \mathbb{R} \mid \underline{X} < x < \overline{X}\} \quad (3.4)$$

- $m(X) := \frac{1}{2}(\underline{X} + \overline{X})$ is the middle of the interval X ;
- $w(X) := \overline{X} - \underline{X}$ is the width of the interval X ;
- a box $\mathbf{X} = (X_1, \dots, X_n)$ is a Cartesian product of intervals ;
- $m(\mathbf{X}) := (m(X_1), \dots, m(X_n))$ is the middle of the box \mathbf{X} ;
- $w(\mathbf{X}) = \max_{i=\{1, \dots, n\}} w(X_i)$ is the width of the box \mathbf{X} ;
- $\square(X, Y)$ is the convex hull of X and Y , that is the smallest interval of \mathbb{I} that contains X and Y .

In the rest of the document, upper-case letters denote interval quantities and bold letters denote vectors. An interval is thus written X , a box \mathbf{X} and a real-valued vector \mathbf{x} .

The interval counterpart of a binary operator $\diamond \in \{+, -, \times, /\}$ provides the smallest interval that contains the range of the operator:

$$X \diamond Y = \square\{x \diamond y \mid x \in X \wedge y \in Y\} \quad (3.5)$$

The left and right bounds of the results can be computed explicitly as functions of the bounds of the operands:

$$\begin{aligned} [a, b] + [c, d] &= [a + c, b + d] \\ [a, b] - [c, d] &= [a - d, b + c] \\ [a, b] \times [c, d] &= [\min(ac, ad, bc, bd), \max(ac, ad, bc, bd)] \\ \frac{1}{[a, b]} &= \left[\frac{1}{b}, \frac{1}{a}\right] \text{ if } 0 \notin [a, b] \\ \frac{[a, b]}{[c, d]} &= [a, b] \times \frac{1}{[c, d]} \text{ if } 0 \notin [c, d] \end{aligned} \quad (3.6)$$

Remember that interval computations must be evaluated using outward rounding (the left bound is rounded toward $-\infty$ and the right bound toward $+\infty$).

The interval counterparts of most unary operations exploit monotonicity:

$$\begin{aligned}\exp([a, b]) &= [\exp(a), \exp(b)] \\ \log([a, b]) &= [\log(a), \log(b)] \quad (a > 0) \\ \sqrt{[a, b]} &= [\sqrt{a}, \sqrt{b}] \quad (a \geq 0)\end{aligned}\tag{3.7}$$

Non-monotonic functions on a given interval (for instance, even powers or trigonometric functions on \mathbb{R}) are piecewise monotonic and must be studied more thoroughly.

IA exhibits weaker properties than real arithmetic: subtraction is not the inverse operation of addition in \mathbb{I} , just as division is not the inverse operation of multiplication (Example 4). Furthermore, the distributive property of multiplication over addition does not apply in \mathbb{I} ; only a weaker subdistributivity property holds:

$$\forall (X, Y, Z) \in \mathbb{I}^3, \quad X(Y + Z) \subset XY + XZ\tag{3.8}$$

Example 4 (Non-inversibility of addition and multiplication) *Let $X = [2, 4]$ and $Y = [3, 5]$. Then:*

$$\begin{aligned}W = X + Y &= [2, 4] + [3, 5] = [5, 9] & W - X &= [5, 9] - [2, 4] = [1, 7] \not\supseteq Y \\ Z = X \times Y &= [2, 4] \times [3, 5] = [6, 20] & \frac{Z}{X} &= \frac{[6, 20]}{[2, 4]} = [1.5, 10] \not\supseteq Y\end{aligned}\tag{3.9}$$

Extended interval arithmetic [Hanson, 1968, Kahan, 1968, Hansen, 1992] generalizes IA to interval with infinite bounds, which allows the definition of the division by an interval that contains zero:

$$\frac{1}{[a, b]} = \begin{cases} \emptyset & \text{if } a = b = 0 \\ [\frac{1}{b}, \frac{1}{a}] & \text{if } 0 < a \text{ ou } b < 0 \\ [\frac{1}{b}, +\infty] & \text{if } a = 0 \\ [-\infty, \frac{1}{a}] & \text{if } b = 0 \\ [-\infty, \frac{1}{a}] \cup [\frac{1}{b}, +\infty] & \text{if } a < 0 < b \end{cases}\tag{3.10}$$

or computations with infinite bounds:

$$\sqrt{[4, +\infty]} = [2, +\infty]\tag{3.11}$$

Numerous software libraries implement IA: Profil/BIAS [Knüppel, 1994] (a C++ library developed at the Technische Universität Hamburg), Gaol [Goualard, 2003] (a C++ implementation of interval constraint programming operators), Boost [Brönnimann et al., 2006] (using C++ templates), MPFI [Revol and Rouillier, 2002] (a C and C++ multiprecision library), Sun [Microsystems, 2001] (a Fortran 95 and C++ library) and Filib [Lerch et al., 2001]. We implemented a library for interval computations in the functional language OCaml [Alliot et al., 2012b]. For the sake of performance, low-level routines (in C and assembly language) allow a fine control of the rounding.

3.2 Interval extensions

Interval extensions (Definition 12) build upon the conservativity of interval computations to compute rigorous enclosures of factorable functions (Definition 10).

Definition 10 (Factorable function) *A factorable function can be recursively written as a finite composition of elementary operations (operators, functions or variables).*

Definition 11 (Range) *Let $f : D \subset \mathbb{R}^n \rightarrow \mathbb{R}$ and $\mathbf{X} \in \mathbb{I}(D)$. $f(\mathbf{X})$ is the range of f on \mathbf{X} :*

$$f(\mathbf{X}) := \{f(\mathbf{x}) \mid \mathbf{x} \in \mathbf{X}\} \quad (3.12)$$

Definition 12 (Interval extension) *Let $f : D \subset \mathbb{R}^n \rightarrow \mathbb{R}$ and $F : \mathbb{I}(D) \rightarrow \mathbb{I}$. F is an interval extension of f if:*

$$\begin{aligned} \forall \mathbf{X} \subset \mathbb{I}(D), \quad f(\mathbf{X}) \subset F(\mathbf{X}) & \quad (\text{conservativity}) \\ \forall (\mathbf{X}, \mathbf{Y}) \in \mathbb{I}(D)^2, \quad \mathbf{X} \subset \mathbf{Y} \implies F(\mathbf{X}) \subset F(\mathbf{Y}) & \quad (\text{inclusion isotonicity}) \end{aligned} \quad (3.13)$$

The interval extensions of a real-valued function are not unique: interval extensions of various orders of convergence (Definition 13) can generally be constructed, that is the overestimation tends to zero at different speeds when the size of the interval tends to zero.

Definition 13 (Order of convergence) *Let $f : D \subset \mathbb{R}^n \rightarrow \mathbb{R}$ and F be an interval extension of f . F has an order of convergence $\alpha > 0$ if:*

$$w(F(\mathbf{X})) - w(f(\mathbf{X})) = O(w(\mathbf{X})^\alpha), \quad \forall \mathbf{X} \in \mathbb{I}(D) \quad (3.14)$$

$w(F(\mathbf{X})) - w(f(\mathbf{X}))$ represents the overestimation error of the range of f on \mathbf{X} .

The most straightforward interval extension of a factorable function is the natural interval extension (Definition 14). It has a linear order of convergence, that is the overestimation tends to zero linearly as the size of the interval tends to zero.

Definition 14 (Natural interval extension) *Let $f : D \subset \mathbb{R}^n \rightarrow \mathbb{R}$. The natural interval extension $F_N : \mathbb{I}(D) \rightarrow \mathbb{I}$ of f is obtained by replacing each variable with its domain and each elementary operation with its interval counterpart in the expression of f .*

3.2.1 Dependency

Evaluating expressions with equivalent syntaxes in real arithmetic can produce interval enclosures with various accuracies. The main reason why IA may overestimate – sometimes dramatically – the range of a function is known as the dependency problem: the multiple occurrences of a variable are decorrelated and handled as distinct variables.

For instance, the interval $X = [a, b]$ subtracted to itself produces $Y = X - X = [a - b, b - a]$. When $a < b$, Y is not the degenerate interval $[0, 0]$ (although the exact result

0 belongs to Y). Here, the overestimation error (the width of Y) is $2(b - a)$, that is twice that of X . The range computed by IA is in fact $\{x_1 - x_2 \mid x_1 \in X, x_2 \in X\}$. IA ignores the dependency between x_1 and x_2 and constructs an enclosure of $f(X)$ with too many degrees of freedom.

In his fundamental theorem of IA (Theorem 5), [Moore, 1966] proved that, under particular circumstances, IA does not overestimate the range of f .

Theorem 5 (Fundamental theorem of interval arithmetic [Moore, 1966]) *If a function f is continuous over a box \mathbf{X} and all the variables occur at most once in the expression of f , the natural interval extension of f provides the optimal image in exact real arithmetic:*

$$F_N(\mathbf{X}) = f(\mathbf{X}) \quad (3.15)$$

The following example highlights the importance of the continuity assumption in Theorem 5.

Example 5 (Discontinuous function on an interval) *Let $f(x) = (\frac{1}{x})^2$ and $X = [-1, 1]$. The image of X under f is $f(X) = [1, +\infty]$. Although x occurs only once in the expression of f , IA evaluates $\frac{1}{X} = [-\infty, +\infty]$, then $(\frac{1}{X})^2 = [-\infty, +\infty]^2 = [0, +\infty] \supset f(X)$. The overestimation is a consequence of the discontinuity of f over X .*

A straightforward method to reduce the overestimation of IA is to rewrite (when it is possible) the expression of the function (Example 6).

Example 6 (Rewriting of an expression) *Let $f(x) = \frac{x-y}{x+y}$, $x \in X = [6, 8]$ and $y \in Y = [2, 4]$. The range of f is $f(X, Y) = [\frac{1}{5}, \frac{3}{5}]$. The natural interval extension of f provides the following enclosure:*

$$F_N(X, Y) = \frac{X - Y}{X + Y} = \frac{[6, 8] - [2, 4]}{[6, 8] + [2, 4]} = \frac{[2, 6]}{[8, 12]} = [\frac{1}{6}, \frac{3}{4}] \supset f(X, Y) \quad (3.16)$$

Let us rewrite f so that x and y have single occurrences in the expression:

$$\hat{f}(x, y) = \frac{x - y}{x + y} = \frac{x + y - 2y}{x + y} = 1 - \frac{2y}{x + y} = 1 - \frac{2}{1 + \frac{x}{y}} \quad (3.17)$$

IA produces the following range:

$$\hat{F}_N(X, Y) = 1 - \frac{2}{1 + \frac{X}{Y}} = 1 - \frac{2}{1 + \frac{[6, 8]}{[2, 4]}} = [\frac{1}{5}, \frac{3}{5}] = g(X, Y) \quad (3.18)$$

Rewriting the expression of f so that the variables have single occurrences in the expression gets rid of the dependency effect ; IA produces the exact range.

The objective function and the constraints of an optimization problem are usually complex and the variable have multiple occurrences. It is not always possible to rewrite the expressions, which often leads to crude enclosures, even when the intervals are small. Solving difficult optimization problems using interval methods is thus an arduous task. However, numerous authors attempted to tackle the overestimation problem.

The first approach is second-order interval extensions. Recall that for an interval extension with an order of convergence α , the overestimation of the range of f on X decreases with $w(X)^\alpha$. The interval enclosures therefore tend to be tighter for small intervals. Second-order interval extensions are presented in Section 3.2.2.

The second approach is monotonicity. If a function is monotonic with respect to some of its variables on a box, the enclosure of the range can be reduced to punctual evaluations at the bounds of the box. Indubitably the most powerful method, detecting monotonicity eliminates the dependency problem related to these variables. The method is described in Section 3.2.3.

The third approach to reduce the overestimation of IA is to reduce the width of the intervals. Interval extensions that are inclusion isotonic produce tighter enclosures on small intervals. Partitioning X into $\{X_i\}_{i=1\dots P}$ may improve (sometimes strictly) the enclosure of the range of the function. This concept is exploited by branch and bound methods that alternate between interval evaluation and partitioning. The framework is described in Section 3.3.

3.2.2 Second-order extensions

Let $f : D \subset \mathbb{R} \rightarrow \mathbb{R}$, $X \in \mathbb{I}(D)$ and $c \in X$ (for example $c = m(X)$). Taylor's theorem states that, when f is $m - 1$ times differentiable at c and m times differentiable on the open interval, we have for $x \in X$:

$$\begin{aligned} f(x) &= \sum_{k=0}^{m-1} \frac{f^{(k)}(c)}{k!} (x - c)^k + \frac{f^{(m)}(\xi)}{m!} (x - c)^m \\ &\in \sum_{k=0}^{m-1} \frac{f^{(k)}(c)}{k!} (x - c)^k + \frac{F^{(m)}(X)}{m!} (x - c)^m \end{aligned} \tag{3.19}$$

where ξ is a real number between c and x , and $F^{(m)}$ is an interval extension of $f^{(m)}$. This inclusion defines the Taylor interval extension (or Taylor form) of order m . The most commonly used Taylor forms are the linear ($m = 1$) and quadratic ($m = 2$) interval extensions. In the rest of the document, we focus on the linear form:

$$F_{mv}(X, c) := f(c) + F'(X)(X - c) \tag{3.20}$$

also known as the *mean value extension* (in reference to the *mean value theorem* [Jeffreys and Jeffreys, 1990]). When $c = m(X)$, F_{mv} is inclusion isotonic if F' is inclusion isotonic [Caprani and Madsen, 1980], and has a quadratic convergence if F' is a Lipschitz continuous (Definition 15) function [Krawczyk and Nickel, 1982].

Definition 15 (Lipschitz continuous function [Moore, 1966]) Let $f : D \subset \mathbb{R}^n \rightarrow \mathbb{R}$ and $F : \mathbb{I}(D) \rightarrow \mathbb{I}$ be an interval extension of f . F is a Lipschitz continuous function if it exists $K > 0$ such that:

$$\forall \mathbf{X} \in \mathbb{I}(D), \quad w(F(\mathbf{X})) \leq Kw(\mathbf{X}) \quad (3.21)$$

Remark 2 (Roundoff errors) Since $f(c)$ may be subject to roundoff errors, it must be replaced with $F(c) := F([c, c])$.

Figure 3.1 illustrates the mean value extension of a univariate function. The function is enclosed by a cone that contains the tangents at the point $(c, f(c))$ with all possible slopes in $F'(X)$.

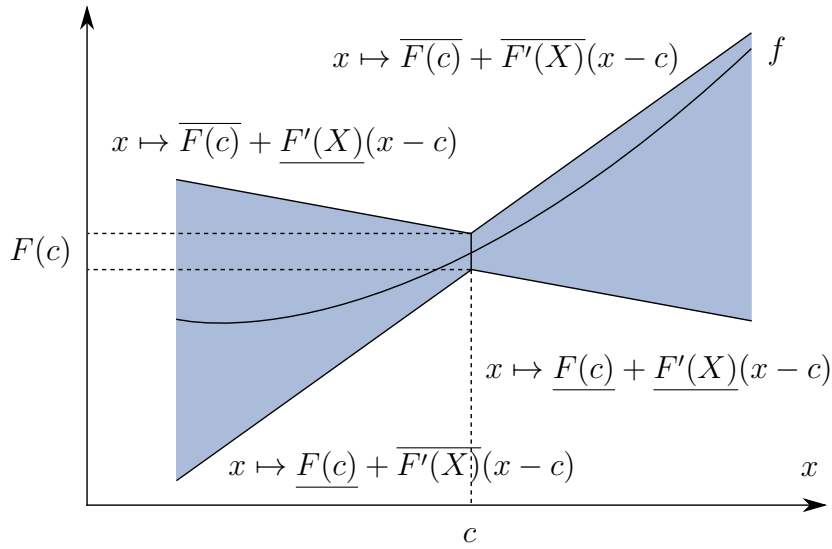


Figure 3.1: Mean value extension

The Taylor extension can be easily extended to a multivariate function $f : D \subset \mathbb{R}^n \rightarrow \mathbb{R}$:

$$f(\mathbf{X}) \subset F(\mathbf{c}) + \sum_{i=1}^n \frac{\partial F}{\partial x_i}(\mathbf{X}) \cdot (X_i - x_i) \quad (3.22)$$

where $\mathbf{X} = (X_1, \dots, X_n) \in \mathbb{I}(D)$, $\mathbf{c} = (c_1, \dots, c_n) \in \mathbf{X}$ and $\frac{\partial F}{\partial x_i}$ is an interval extension of the i th partial derivative of f . The n partial derivatives can be evaluated simultaneously using automatic differentiation (Section 3.4). [Hansen, 1968] proposed a recursive variant in which the Taylor series is computed variable after variable.

[Baumann, 1988] gave the analytical expression of the optimal center c_B^- (respectively c_B^+) that maximizes the lower bound (respectively minimizes the upper bound) of the mean value extension (Figure 3.2):

$$c_B^- := \begin{cases} \underline{X} & \text{if } 0 \leq F'(X) \\ \overline{X} & \text{if } 0 \geq F'(X) \\ \frac{U\underline{X} - L\overline{X}}{U - L} & \text{otherwise} \end{cases} \quad c_B^+ := \begin{cases} \overline{X} & \text{if } 0 \leq F'(X) \\ \underline{X} & \text{if } 0 \geq F'(X) \\ \frac{U\overline{X} - L\underline{X}}{U - L} & \text{otherwise} \end{cases} \quad (3.23)$$

where $[L, U] := F'(X)$.

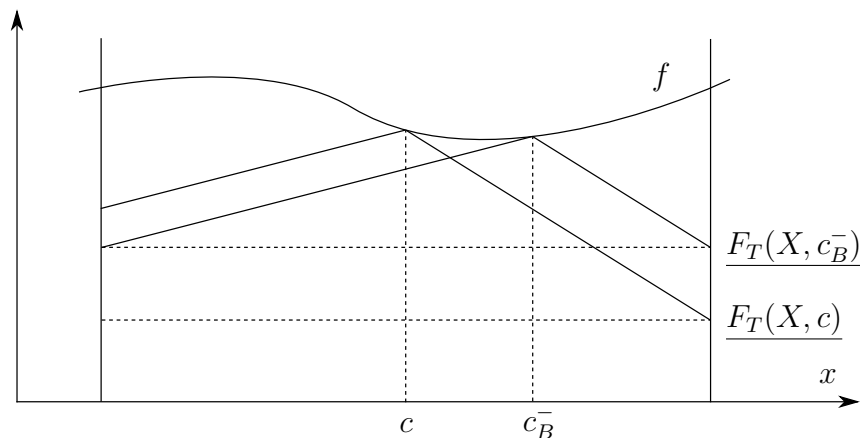


Figure 3.2: Mean value extensions $F_{mv}(X, c)$ with an arbitrary center c and $F_{mv}(X, c_B^-)$ with the optimal Baumann center c_B^-

3.2.3 Monotonicity-based extension

The local monotonicity of a function with respect to some of its variables (Definition 16) eliminates the dependency effect related to these variables and computes tighter enclosures than interval extensions with linear or quadratic convergence.

Definition 16 (Local monotonicity) Let $f : D \subset \mathbb{R}^n \rightarrow \mathbb{R}$ be a continuous function, F be an interval extension of f and $\mathbf{X} \in \mathbb{I}(D)$. f is locally increasing (respectively decreasing) with respect to x_i on \mathbf{X} if $\frac{\partial F}{\partial x_i}(\mathbf{X})$ is nonnegative (respectively nonpositive).

Example 7 (Local monotonicity) Let $f(x) = x + 2 \cos(x)$ and $X = [3, 6]$. The natural interval extension of $f'(x) = 1 - 2 \sin(x)$ on X produces (rounded to 3 significant digits) $F'_N(X) = 1 - 2 \sin([3, 6]) = 1 - 2[-1, 0.142] = [0.717, 3] \geq 0$. f is therefore locally increasing with respect to x on X .

The monotonicity-based extension F_M (Definition 17) computes an enclosure of the range of f tighter than that of the natural extension F_N when f is detected locally monotonic on \mathbf{X} with respect to variables that have multiple occurrences in its expression:

$$f(\mathbf{X}) \subset F_M(\mathbf{X}) \subset F_N(\mathbf{X}) \quad (3.24)$$

Definition 17 (Monotonicity-based extension) Let $f : D \subset \mathbb{R}^n \rightarrow \mathbb{R}$ and $\mathbf{X} = (X_1, \dots, X_n)$. $\mathbf{X}^- = (X_1^-, \dots, X_n^-)$ and $\mathbf{X}^+ = (X_1^+, \dots, X_n^+)$ denote the boxes defined for $i \in \{1, \dots, n\}$ by:

$$X_i^- := \begin{cases} \overline{X_i} & \text{if } f \text{ increasing wrt } x_i \\ \underline{X_i} & \text{if } f \text{ decreasing wrt } x_i \\ X_i & \text{otherwise} \end{cases} \quad X_i^+ := \begin{cases} \underline{X_i} & \text{if } f \text{ increasing wrt } x_i \\ \overline{X_i} & \text{if } f \text{ decreasing wrt } x_i \\ X_i & \text{otherwise} \end{cases} \quad (3.25)$$

The monotonicity-based extension F_M of f is defined by:

$$F_M(\mathbf{X}) := [\underline{F_N(\mathbf{X}^-)}, \overline{F_N(\mathbf{X}^+)}] \quad (3.26)$$

Since the variables with respect to which f is monotonic are replaced by one of their bounds in \mathbf{X}^- and \mathbf{X}^+ , the dependency problem related to these variables disappears in F_M (see Example 8). Consequently, if f is monotonic with respect to all the variables with multiple occurrences, F_M produces an exact enclosure (that may however be overconservative on account of rounding) of the image of f on \mathbf{X} .

Example 8 (Monotonicity-based extension) Let $f(x) = -x_1^2 + x_1x_2 + x_2x_3 - 3x_3$ and $\mathbf{X} = [6, 8] \times [2, 4] \times [7, 15]$. The natural extension of f produces $F_N(\mathbf{X}) = -[6, 8]^2 + [6, 8] \times [2, 4] + [2, 4] \times [7, 15] - 3[7, 15] = [-83, 35]$. The natural interval extensions of the partial derivatives of f with respect to x are:

$$\frac{\partial F}{\partial x_1}(\mathbf{X}) = -2X_1 + X_2 = [-14, -8] \leq 0 \quad (3.27)$$

$$\frac{\partial F}{\partial x_2}(\mathbf{X}) = X_1 + X_3 = [13, 23] \geq 0 \quad (3.28)$$

$$\frac{\partial F}{\partial x_3}(\mathbf{X}) = X_2 - 3 = [-1, 1] \quad (3.29)$$

f is decreasing with respect to x_1 and increasing with respect to x_2 on \mathbf{X} . However, f is not monotonic with respect to x_3 on \mathbf{X} . The monotonicity-based extension F_M of f produces:

$$F_M(\mathbf{X}) = [\underline{F(8, 2, [7, 15])}, \overline{F(6, 4, [7, 15])}] = [-79, 27] \subset F_N(\mathbf{X}) \quad (3.30)$$

[Araya et al., 2010] improved the monotonicity-based extension by computing the partial derivatives of f independently on \mathbf{X}^- and \mathbf{X}^+ : since the variables with respect to which f is monotonic are replaced with one of their bounds, the enclosures of the partial derivatives are tighter. This new interval extension F_{Mrec} , called *recursive monotonicity-based extension*, computes an enclosure that is always at least as good as the monotonicity-based extension F_M :

$$f(\mathbf{X}) \subset F_{Mrec}(\mathbf{X}) \subset F_M(\mathbf{X}) \subset F_N(\mathbf{X}) \quad (3.31)$$

3.2.4 Affine arithmetic

Affine arithmetic (AA) is an alternative to IA to automatically compute an enclosure of a function on a box. Each quantity of a computation is represented by a linear combinations of symbols ; the linear dependencies between the variables are memorized (for example, $X + 2Y - 3X$ is not subject to the dependency problem) and the nonlinear operations are linearized by introducing error terms.

AA has proven very efficient for global optimization [Messine, 1997, Ninin et al., 2010], in particular because the enclosure techniques have a quadratic convergence. However, it remains tricky to implement and was not used in our work.

3.3 Interval branch and bound methods

Historically devised to bound rounding errors in numerical computations, set-oriented interval computations have increasingly attracted attention over the last years. New applications include global optimization, robust optimization, constraint satisfaction, root finding and numerical integration.

The generic branch and bound framework for global optimization is presented in Section 3.3.1, and extended to interval computations in Section 3.3. Sections 3.3.3 and 3.3.4 detail various heuristics and acceleration techniques.

3.3.1 Branch and bound methods

Branch and bound (BB) [Lawler and Wood, 1966] is a generic framework for solving combinatorial constrained optimization problems:

$$\begin{aligned}
 (\mathcal{P}) \quad & \min_{\mathbf{x} \in D} && f(\mathbf{x}) \\
 & s.t. && g_j(\mathbf{x}) \leq 0 \quad (j \in \{1, \dots, m\}) \\
 & && h_j(\mathbf{x}) = 0 \quad (j \in \{1, \dots, p\})
 \end{aligned} \tag{3.32}$$

where D is a discrete set.

Remark 3 *Generally, an equality constraint $h_j = 0$ is considered satisfied if the relaxed constraint $-\varepsilon = \leq h_j \leq \varepsilon =$ (with $\varepsilon =$ arbitrarily small) is satisfied.*

It is not always possible to enumerate all the elements of D , either because there exists no simple algorithm for doing so, or because the cardinality of D precludes it. A BB algorithm partitions the search space into subspaces and builds a search tree in which the leaves are punctual solutions. The subspaces that cannot contain the optimal solution are discarded and the algorithm is applied recursively on the remaining subspaces. The best solution of the subspaces is then the solution to the original problem.

Although the worst-case complexity is exponential, discarding large subspaces often avoids the systematic enumeration of all the elements of D . BB algorithms usually converge in finite time (Theorem 6), albeit not necessarily reasonable.

Theorem 6 (Convergence of a BB algorithm) *If the partitioning of the search space is a finite process, the BB algorithm terminates in finite time.*

BB algorithms proceed by bounding the ranges of the objective function and constraints, and maintaining the best known upper bound \tilde{f} of the global minimum f^* (for example, the evaluation of a feasible point). On each subspace S_k , lower bounds $f^-(S_k)$, $g_j^-(S_k)$, $h_j^-(S_k)$ and upper bounds $f^+(S_k)$, $g_j^+(S_k)$, $h_j^+(S_k)$ of the ranges of the objective function f and the constraints g_j , h_j are computed. S_k can then be classified according to Definition 18.

Definition 18 (Classification of subspaces) Let S_k be a subspace of the search space.

- S_k is feasible if all the elements of S_k satisfy g_j and h_j :

$$\forall j \in \{1, \dots, m\}, \quad g_j^+(S_k) \leq 0 \quad (3.33)$$

$$\forall j \in \{1, \dots, p\}, \quad -\varepsilon_{=} \leq h_j^-(S_k) \wedge h_j^+(S_k) \leq \varepsilon_{=} \quad (3.34)$$

\tilde{f} can be updated with $f^+(S_k)$;

- S_k is infeasible if a constraint g_j is violated by all the elements of S_k :

$$\exists j \in \{1, \dots, m\}, \quad 0 < g_j^-(S_k) \quad (3.35)$$

or a constraint h_j is violated by all the elements of S_k :

$$\exists j \in \{1, \dots, p\}, \quad \varepsilon_{=} < h_j^-(S_k) \vee h_j^+(S_k) < -\varepsilon_{=} \quad (3.36)$$

- S_k is suboptimal if S_k is feasible and if all the elements of S_k have an objective value worse than \tilde{f} :

$$\tilde{f} < f^-(S_k) \quad (3.37)$$

- S_k is undecided if it is neither feasible, nor infeasible, nor suboptimal: S_k may contain a global minimizer.

During the exploration of the search space, subspaces that are infeasible or suboptimal are discarded with the guarantee that they cannot contain an optimal solution. The remaining subspaces are stored in an appropriate data structure ; its order determines the nature of the search space exploration. Several heuristics are mentioned in Section 3.3.3. The feasible or undecided subspaces are recursively processed until they are discarded. The optimal solution to (\mathcal{P}) is obtained once all the subspaces have been processed.

An extension of the BB algorithm, known as spatial BB [Ryoo and Sahinidis, 1995], aims at solving continuous or mixed (involving discrete and continuous variables) problems. A lower bound of the problem on a subspace is computed by solving a convex relaxation. Since floating-point points have a finite representation on a computer, the spatial BB algorithm converges in finite time (Theorem 6). The conservative properties of IA allow to automatically generate rigorous enclosures of the range of a factorable function on a box ; interval-based BB algorithms are described in Section 3.3.

3.3.2 Interval branch and bound methods

The first interval branch and bound (IBB) algorithms were introduced by [Moore, 1976] and [Skelboe, 1974]: the search space is partitioned into disjoint boxes on which interval extensions of the objective function and the constraints are evaluated. If a box cannot be discarded, it is partitioned into subboxes that are inserted into a priority queue \mathcal{Q} and processed at a later stage. For a given tolerance ε , the algorithm returns a punctual solution

$\tilde{\mathbf{x}}$ with an objective value $\overline{F(\tilde{\mathbf{x}})} = \tilde{f}$ such that $\tilde{f} - f^* < \varepsilon$, even in the presence of roundoff errors. Subboxes \mathbf{X} are discarded when no point of \mathbf{X} can improve \tilde{f} by at least ε , that is when $\tilde{f} - \varepsilon < F(\mathbf{X})$.

A generic IBB algorithm is described in Algorithm 4. Advanced implementations embed accelerating techniques (Section 3.3.4) that eliminate or reduce boxes without losing solutions.

Algorithm 4 Interval branch and bound methods

```

function IBB( $\mathbf{X}_0$ : initial box,  $F$ : objective function,  $\mathcal{C}$ : set of constraints)
   $(\tilde{\mathbf{x}}, \tilde{f}) \leftarrow (\emptyset, +\infty)$  ▷ Best known solution
   $\mathcal{Q} \leftarrow \{\mathbf{X}_0\}$  ▷ Priority queue
  while  $\mathcal{Q} \neq \emptyset$  do
    Extract a box  $\mathbf{X}$  from  $\mathcal{Q}$  ▷ Section 3.3.3.1
    Apply accelerating techniques ▷ Section 3.3.4
    Evaluate constraints in  $\mathcal{C}$ 
    if  $\mathbf{X}$  cannot be discarded then
      Update the best known solution  $(\tilde{\mathbf{x}}, \tilde{f})$ 
      Partition  $\mathbf{X}$  into  $\{\mathbf{X}_1, \dots, \mathbf{X}_k\}$  ▷ Section 3.3.3.1
      Insert  $\{\mathbf{X}_1, \dots, \mathbf{X}_k\}$  into  $\mathcal{Q}$ 
    end if
  end while
  return  $(\tilde{\mathbf{x}}, \tilde{f})$ 
end function

```

Remark 4 *Since a box is a vector of closed intervals, bisecting a box produces two subboxes that share a face.*

3.3.3 Heuristics

Heuristics play a crucial role in the speed of convergence of IBB algorithms, and are generally problem-dependent. They can be divided into two categories: exploration heuristics and partitioning heuristics.

3.3.3.1 Exploration of the search space

The order in which the subboxes are inserted into and extracted from the priority queue \mathcal{Q} determines how the search space is explored. The most widely used heuristics are:

- "best-first search": the subbox \mathbf{X} with the lowest $\overline{F_N(\mathbf{X})}$ is extracted from \mathcal{Q} . This strategy promotes the exploration of the most promising subspaces ;
- "largest first search": the box with the maximal size is extracted from \mathcal{Q} . Also known as "breadth first search", this strategy explores the oldest subspaces first ;
- "depth-first search": this strategy explores the most recent subspaces first.

3.3.3.2 Box partitioning

Historically, two partitioning heuristics have stood out:

- the variable with the largest domain is partitioned ;
- the variables are partitioned one after the other in a round-robin fashion.

In recent years, the Smear heuristic [Csendes and Ratz, 1997] has proven a competitive alternative to the aforementioned strategies: the variable x_i with the largest Taylor extension $\frac{\partial F}{\partial x_i}(\mathbf{X}) \cdot (X_i - x_i)$ over the box \mathbf{X} is partitioned.

3.3.4 Accelerating techniques

3.3.4.1 Upper bounding

The interval upper bound $\overline{F(\mathbf{X})}$ computed over a feasible box \mathbf{X} is guaranteed to be an upper bound of the global minimum f^* , but is coarse in that it is not necessarily the image of any point of \mathbf{X} . [Ichida and Fujii, 1979] suggested that the midpoint $m(\mathbf{X})$ of a box \mathbf{X} be systematically evaluated to provide a possibly better upper bound of f^* (Example 9). If $m(\mathbf{X})$ is a feasible point, the best known upper bound \tilde{f} of f^* may be replaced with $\overline{F(m(\mathbf{X}))}$. Some implementations perform local search in order to update the best known solution.

Remark 5 *If \mathbf{X} is a feasible box, it is not necessary to test the feasibility of $m(\mathbf{X})$. If \mathbf{X} however may contain feasible and infeasible points, the set of constraints is evaluated on $m(\mathbf{X})$ using IA.*

Example 9 (Interval branch and bound) *Let $f(x) = x^2 \cos(x) + x$. Let us search for the global minimum of f over the interval $X = [-5, 3]$ with a precision ε (Figure 3.3). The optimal range of f over X is approximately $f(X) = [-15.311, 2.092]$.*

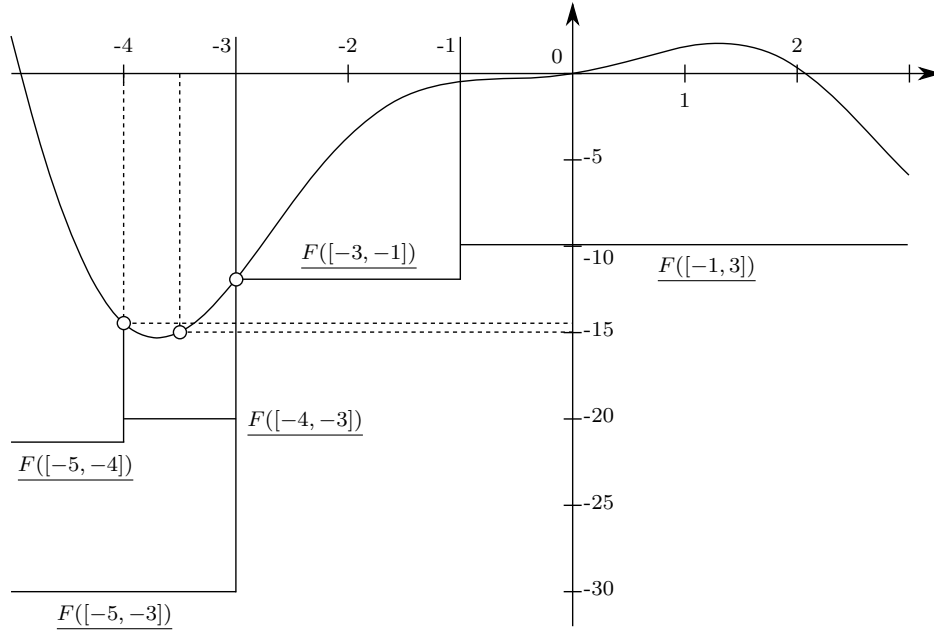


Figure 3.3: Global optimization of $f(x) = x^2 \cos(x) + x$ over $X = [-5, 3]$ using an interval branch and bound algorithm

1. the best known upper bound \tilde{f} of the global minimum is initially set to $+\infty$;
2. X is partitioned into $X_1 = [-5, -1]$ and $X_2 = [-1, 3]$;
3. process $X_1 = [-5, -1]$: an interval lower bound of f is $\underline{F}_N(X_1) = -30$. \tilde{f} is updated using the midpoint of X_1 : $\tilde{f} \leftarrow \overline{F}(-3) = -11.91$. X_1 is partitioned into $X_3 = [-5, -3]$ and $X_4 = [-3, -1]$;
4. process $X_2 = [-1, 3]$: an interval lower bound of f is $\underline{F}_N(X_2) = -9.91 \geq \tilde{f}$. X_2 cannot contain a global minimizer and can be safely discarded ;
5. process $X_4 = [-3, -1]$: an interval lower bound of f is $\underline{F}_N(X_4) = -11.91 \geq \tilde{f}$. X_4 cannot contain a global minimizer and can be safely discarded ;
6. process $X_3 = [-5, -3]$: an interval lower bound of f is $\underline{F}_N(X_3) = -30$. \tilde{f} is updated using the midpoint of X_3 : $\tilde{f} \leftarrow \overline{F}(-4) = -14.458$. X_3 is partitioned into $X_5 = [-5, -4]$ and $X_6 = [-4, -3]$;
7. process $X_6 = [-4, -3]$: an interval lower bound of f is $\underline{F}_N(X_6) = -20$. \tilde{f} is updated using the midpoint of X_6 : $\tilde{f} \leftarrow \overline{F}(-4) = -14.972$;
8. process $X_5 = [-5, -4]$: an interval lower bound of f is $\underline{F}_N(X_5) = -21.341$.

At this stage, the interval lower bounds of f over X_5 and X_6 do not provide enough information to discard these subboxes. Nonetheless, a global minimizer is guaranteed to lie within $X_5 \cup X_6 = [-5, -3]$. Both subboxes can be subsequently partitioned and recursively processed, in order to update \tilde{f} and refine the computation of interval lower bounds. The algorithm terminates when all subboxes X_k satisfy the cut condition $\tilde{f} - \varepsilon \leq \underline{F_N}(X_k)$.

3.3.4.2 Lower bounding

[Kearfott and Du, 1993, Du and Kearfott, 1994] have shown that the convergence time of an IBB algorithm is strongly influenced by the behavior of the function in the neighborhood of the minima, and by the order of convergence of the interval extensions used in the algorithm. Second-order extensions (Section 3.2.2), monotonicity-based extensions (Section 3.2.3) and AA are powerful tools to generate high-quality lower bounds.

3.3.4.3 Box reduction

Advanced techniques that reduce boxes without losing solutions, called filtering operators or contractors, are presented in Chapter 4.

3.4 Automatic differentiation

Computer algebra systems (CAS) that implement symbolic differentiation generate formulae for the partial derivatives of a function based on its analytical expression. However, the size of the expressions grows rapidly with that of the function, and CAS usually struggle to provide a unique expression of the partial derivatives when the function involves conditional statements, such as if-then-else constructs.

Automatic differentiation (AD) is a set of techniques (divided into direct or reverse modes) for evaluating *at a particular point* the partial derivatives of a function described by a finite composition of elementary functions (for example, a computer program). The expression of the function can be modeled as a syntax tree whose nodes are elementary functions and whose leaves are variables or constants. AD exploits the chain rule (Theorem 7 and Example 10) at a particular point.

Theorem 7 (Chain rule) *Let $g : \mathbb{R}^m \rightarrow \mathbb{R}^n$ be differentiable at the point $x \in \mathbb{R}^m$, and let $f : \mathbb{R}^n \rightarrow \mathbb{R}$ be differentiable at the point $g(x) \in \mathbb{R}^n$. The Jacobian of $f \circ g$ at the point x can be written as the product of the Jacobians of f and g at the points $g(x)$ and x , respectively:*

$$J_{f \circ g}(x) = J_f(g(x))J_g(x) \quad (3.38)$$

Example 10 (Chain rule) *Let $g : \mathbb{R}^2 \rightarrow \mathbb{R}^2$ be differentiable at the point $x \in \mathbb{R}^2$, and let $f : \mathbb{R}^2 \rightarrow \mathbb{R}$ be differentiable at the point $g(x) \in \mathbb{R}^2$. The derivatives of $f \circ g$ at the point x*

are given by:

$$\begin{aligned}\frac{d(f \circ g)}{dx_1}(x) &= \frac{\partial f}{\partial g_1}(g(x)) \frac{\partial g_1}{\partial x_1}(x) + \frac{\partial f}{\partial g_2}(g(x)) \frac{\partial g_2}{\partial x_1}(x) \\ \frac{d(f \circ g)}{dx_2}(x) &= \frac{\partial f}{\partial g_1}(g(x)) \frac{\partial g_1}{\partial x_2}(x) + \frac{\partial f}{\partial g_2}(g(x)) \frac{\partial g_2}{\partial x_2}(x)\end{aligned}\tag{3.39}$$

3.4.1 Direct mode

The direct mode (1965-1970) evaluates Equation 3.39 from right to left: the directional derivatives

$$\nabla(f \circ g)(x) \cdot d = \lim_{h \rightarrow 0} \frac{(f \circ g)(x + hd) - (f \circ g)(x)}{h}\tag{3.40}$$

along direction d are computed in a single bottom-up evaluation phase, starting from the leaves of the syntax tree (the variables) and simultaneously evaluating the intermediary computations of the function and its gradient. The process can be extended to higher-order derivatives. The computation of the n partial derivatives of f using the direct mode has a complexity of $O(ne)$, where e is the number of elementary operations that occur in the expression the f .

3.4.2 Adjoint mode

The adjoint (or reverse) mode (1976-1980) evaluates Equation 3.39 from left to right, thus exploiting the fact that $\frac{\partial f}{\partial g_1}(g(x))$ et $\frac{\partial f}{\partial g_2}(g(x))$ occur in both $\frac{d(f \circ g)}{dx_1}(x)$ and $\frac{d(f \circ g)}{dx_2}(x)$. A bottom-up evaluation phase computes the values of the intermediary operations (the nodes), then a top-down propagation phase computes the partial derivative of each node with respect to its children (Example 11). The total derivative of f with respect to a variable x_i is then gathered by summing the partial derivatives of f with respect to all the occurrences of x_i (the leaves of the syntax tree). The computation of the n partial derivatives of f has a complexity of $O(e)$, independent of n .

Example 11 (Automatic differentiation in adjoint mode) *Let f be a two-dimensional function:*

$$f(x, y) = \cos^2(x) - xy\tag{3.41}$$

f is a finite composition of elementary functions. The intermediary results (the nodes of the syntax tree) t_i are computed during the evaluation phase:

$$\begin{aligned}t_1 &= x & t_4 &= t_3^2 \\ t_2 &= y & t_5 &= t_1 t_2 \\ t_3 &= \cos(t_1) & t_6 &= t_4 - t_5 := f(x, y)\end{aligned}\tag{3.42}$$

The gradient of f at the point (x, y) is computed in adjoint mode as follows:

$$\begin{aligned}
\frac{\partial t_6}{\partial t_6} &= 1 & \frac{\partial t_6}{\partial t_5} &= -1 & \frac{\partial t_6}{\partial t_4} &= 1 \\
\frac{\partial t_5}{\partial t_1} &= t_2 & \frac{\partial t_5}{\partial t_2} &= t_1 \\
\frac{\partial t_4}{\partial t_3} &= 2t_3 \\
\frac{\partial t_3}{\partial t_1} &= -\sin(t_1) \\
\frac{\partial f}{\partial x}(x, y) &:= \frac{\partial t_6}{\partial t_1} = \frac{\partial t_6}{\partial t_5} \frac{\partial t_5}{\partial t_1} + \frac{\partial t_6}{\partial t_4} \frac{\partial t_4}{\partial t_3} \frac{\partial t_3}{\partial t_1} = -t_2 - 2t_3 \sin(t_1) = -y - 2 \cos(x) \sin(x) \\
\frac{\partial f}{\partial y}(x, y) &:= \frac{\partial t_6}{\partial t_2} = \frac{\partial t_6}{\partial t_5} \frac{\partial t_5}{\partial t_2} = -t_1 = -x
\end{aligned} \tag{3.43}$$

The computation of the gradient of f at the point $(1, 3)$ (in FPA) and on the box $([0.9, 1], [2.9, 3.1])$ (using IA) is detailed in Table 3.1. Notice that, since $(1, 3)$ belongs to $([0.9, 1], [2.9, 3.1])$, all intermediary results using interval analysis enclose the results computed using FPA.

Table 3.1: Automatic differentiation in adjoint mode

Nodes	at the point $(1, 3)$	on the box $[0.9, 1] \times [2.9, 3.1]$
t_1	1	$[0.9, 1]$
t_2	3	$[2.9, 3.1]$
t_3	0.54	$[0.54, 0.622]$
t_4	0.292	$[0.291, 0.39]$
t_5	3	$[2.61, 3.1]$
t_6	-2.71	$[-2.81, -2.22]$
$\frac{\partial f}{\partial x}(x, y)$	-3.91	$[-4.15, -3.74]$
$\frac{\partial f}{\partial y}(x, y)$	-1	$[-1, -0.9]$

3.5 Conclusion

Interval analysis is the method of choice for solving global optimization problems in the presence of roundoff errors. Due to the inherent dependency problem however, interval over-estimation strongly hinders the efficiency of optimization algorithms. Advanced techniques such as higher-order interval extensions, affine arithmetic and constraint propagation are nowadays systematically embedded within state-of-the-art solvers. In the next chapter, we investigate filtering algorithms (or contractors) that reduce boxes by removing inconsistent values.

Chapter 4

Contractors

Contents

5.1	Hybridization of optimization techniques	58
5.1.1	Integrative methods	58
5.1.2	Cooperative methods	59
5.1.3	Charibde: a cooperative approach	60
5.2	Interval branch and contract algorithm	61
5.2.1	Main framework	61
5.2.2	Second-order lower bounding	63
5.2.3	Contractor for bound constrained optimization	64
5.2.4	Contractor for nonlinearly constrained optimization	65
5.2.5	Contraction and automatic differentiation	68
5.2.6	MaxDist: a geometrical search strategy	69
5.3	Differential evolution algorithm	72
5.3.1	Rigorous objective handling	73
5.3.2	Constraint handling	74
5.3.3	Selection by comparison	75
5.3.4	Rigorous feasibility	75
5.3.5	Refutation using floating-point arithmetic	75
5.3.6	Exploiting the interval domain	83
5.4	Comparison of solvers on the COCONUT benchmark	88
5.4.1	COCONUT benchmark	88
5.4.2	Numerical results	89
5.5	Conclusion	93

IBB methods are nowadays endowed with contraction procedures in order to reduce the domains of the variables with respect to individual constraints (local consistency) or all the constraints simultaneously (global consistency). The resulting framework, called interval branch and contract (IBC), alternates between contraction (and evaluation) phases and branching phases. This chapter compares various local and global consistencies and the associated contractors. Contraction procedures stem from the interval analysis and interval constraint programming (ICP) communities:

- the interval lower bound of the objective function of a constrained problem is generally coarse, since it does not take the feasible set into account. Convexification-based contractors generate an outer linearization of the objective function and the constraints, then compute a lower bound of the objective function over the polyhedral feasible region and/or reduce the ranges of the variables ;
- interval constraint programming, inspired by constraint programming [Mackworth, 1977], encompasses a set of techniques that reduce the ranges of the variables by enforcing consistencies in a fixed-point algorithm.

4.1 Partial consistency operators

Any numerical optimization problem can be reformulated as a numerical constraint satisfaction problem (NCSP) (Definition 19) in which a dynamic constraint $f \leq \tilde{f}$ on the best known upper bound of the global minimum is maintained.

Definition 19 (Constraint satisfaction problem) *A constraint satisfaction problem (CSP) is defined as a triple $P = (\mathcal{V}, \mathcal{C}, D)$, where \mathcal{V} is the set of variables, \mathcal{C} is the set of constraints and D is the set of domains. Solving P boils down to finding one (or all) instantiation of \mathcal{V} in D that satisfies \mathcal{C} . A NCSP is a CSP for which D is a subset of \mathbb{R}^n .*

Solving an NCSP resorts to the notion of partial consistency, a local property related to the consistency of variables and constraints ; inconsistent values – values of the domain that are not solutions of a constraint – are discarded by contraction (or filtering) operators (Definition 20).

Definition 20 (Contractor [Chabert and Jaulin, 2009a]) *Let $\mathbf{X} \in \mathbb{I}^n$ be a box, c a constraint and ρ_c the relation defined by c . An outer contractor associated with c is a mapping OC that satisfies the correction property (Figure 4.1), that is it reduces \mathbf{X} by discarding values that are inconsistent with respect to c :*

$$\mathbf{X} \cap \rho_c \subset OC(\mathbf{X}, c) \subseteq \mathbf{X} \quad (4.1)$$

A contractor that enforces a partial consistency ϕ is called ϕ -consistency operator and is denoted by OC_ϕ .

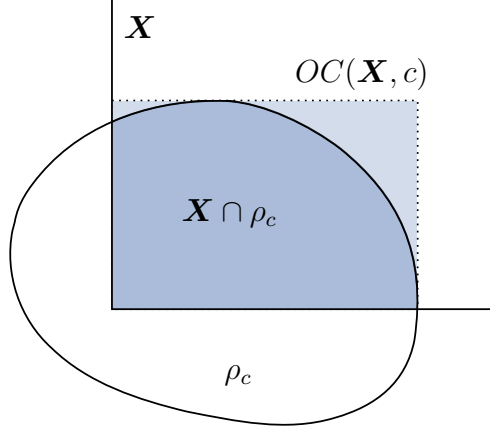


Figure 4.1: Contraction of a box \mathbf{X} with respect to a constraint c

Contractors may exhibit the following properties:

$$\text{Monotonic: } \mathbf{X} \subset \mathbf{Y} \Rightarrow OC(\mathbf{X}, c) \subset OC(\mathbf{Y}, c) \quad (4.2)$$

$$\text{Convergent: } \mathbf{X}_k \xrightarrow[k \rightarrow +\infty]{} \mathbf{x} \Rightarrow OC(\mathbf{X}_k, c) \xrightarrow[k \rightarrow +\infty]{} \mathbf{x} \cap \rho_c \quad (4.3)$$

$$\text{Idempotent: } \forall \mathbf{X} \in \mathbb{I}^n, OC(OC(\mathbf{X}, c), c) = OC(\mathbf{X}, c) \quad (4.4)$$

$$\text{Minimal: } \forall \mathbf{X} \in \mathbb{I}^n, OC(\mathbf{X}, c) = \square(\mathbf{X} \cap \rho_c) \quad (4.5)$$

$$\text{Thin: } \forall \mathbf{x} \in \mathbb{R}^n, OC(\mathbf{x}, c) = \mathbf{x} \cap \rho_c \quad (4.6)$$

Contractor programming [Chabert and Jaulin, 2009a] boils down to defining operations (intersection, union, composition, repetition) in order to build more complex contractors (Definition 21).

Definition 21 (Intersection and composition of contractors) *Let \mathbf{X} be a box, c_1 and c_2 two constraints and OC_1 and OC_2 two contractors associated with c_1 and c_2 , respectively. The intersection and composition of OC_1 and OC_2 are defined by:*

$$\text{Intersection: } OC_1(\mathbf{X}, c_1) \cap OC_2(\mathbf{X}, c_2) \quad (4.7)$$

$$\text{Composition: } OC_2(OC_1(\mathbf{X}, c_1), c_2) \quad (4.8)$$

The composition of contractors has a higher filtering power than a mere intersection and is in practice always implemented.

Section 4.2 details the fixed-point algorithm, a propagation loop that contracts a box with respect to a system of constraints. Section 4.3 introduces two types of partial consistency based on the arc consistency for discrete domains: the 2B (or hull) consistency and the box consistency. The partial consistencies 3B and CID, stronger than 2B and box consistencies, are detailed in Section 4.4. Global consistency algorithms, based on linearization techniques, are presented in Section 4.5.

4.2 Fixed-point algorithm

A fixed-point algorithm is an idempotent propagation loop that contracts a box \mathbf{X} with respect to a system of constraints \mathcal{C} (Algorithm 5). A contractor OC , called revising procedure, handles individual constraints of \mathcal{C} . The list \mathcal{Q} originally contains the constraints of \mathcal{C} . At each iteration, a constraint c_i is extracted from \mathcal{Q} . If \mathbf{X} is contracted with respect to c_i , all the constraints that involve the contracted variables of \mathbf{X} are "waken up" and inserted into \mathcal{Q} . Otherwise, the next constraint is handled by the revising procedure.

Algorithm 5 Fixed-point algorithm

function FIXEDPOINT($\mathbf{X}, \mathcal{C}, OC$)

$\mathcal{Q} \leftarrow \mathcal{C}$

repeat

 Extract a constraint c_i from \mathcal{Q}

$\mathbf{X}' \leftarrow OC(\mathbf{X}, c_i)$

 ▷ contraction

if $\mathbf{X}' \neq \mathbf{X}$ **then**

$\mathcal{Q} \leftarrow \mathcal{Q} \cup \{c_j \mid c_j \in \mathcal{C} \wedge \exists x_k \in \text{var}(c_j), X'_k \neq X_k\}$

$\mathbf{X} \leftarrow \mathbf{X}'$

end if

$\mathcal{Q} \leftarrow \mathcal{Q} \setminus \{c_i\}$

until $\mathcal{Q} = \emptyset$

end function

Remark 6 *To avoid slow convergence, constraints are woken up when variables are sufficiently contracted, for example when the ratio between the size of the contracted interval and the size of the initial interval is lower than a threshold $\eta \in [0, 1]$:*

$$\exists x_k \in \text{var}(c_j), \quad w(X'_k) < \eta w(X_k) \quad (4.9)$$

4.3 Local consistencies

4.3.1 2B consistency

The 2B or hull consistency enforces the property of arc consistency for each bound of the variables that occur in a constraint (Definition 22). Geometrically speaking, each face of a box that is 2B-consistent with respect to a system of constraints \mathcal{C} intersects all constraints of \mathcal{C} .

Definition 22 (2B consistency) *Let c be an n -ary constraint and \mathbf{X} a box. \mathbf{X} is 2B-consistent with respect to c if:*

$$\forall i \in \{1, \dots, n\}, \quad X_i = \square\{x_i \in X_i \mid \exists x_1 \in X_1, \dots, \exists x_n \in X_n, c(x_1, \dots, x_i, \dots, x_n)\} \quad (4.10)$$

\mathbf{X} is 2B-consistent with respect to a system of constraints \mathcal{C} if it is 2B-consistent with respect to each constraint of \mathcal{C} .

4.3.2 Forward-backward propagation

The evaluation-propagation algorithm [Messine, 1997], also known as HC4Revise [Benhamou et al., 1999] and FBBT [Belotti et al., 2009], draws its inspiration from the work of [Cleary, 1987] on relational IA. It computes an approximation of the 2B consistency for an explicit constraint by carrying out a double traversal of its syntax tree, in order to contract the domain of each occurrence of the variables (Example 12). HC4Revise is the revising procedure of the fixed-point algorithm HC4.

The bottom-up evaluation phase computes the value of each intermediary node using IA. The result at the root of the tree – the evaluation of the constraint – is then intersected with the right-hand side of the constraint. The top-down propagation phase propagates the result by exploiting inverse (or projection) operations at each node [Goualard, 2008]. Whenever an inconsistency is detected, the box is discarded, since it cannot satisfy the constraint. Otherwise, the variables (the leaves of the tree) may be contracted.

Example 12 (HC4Revise algorithm) *Let:*

- $2x = z - y^2$ be an equality constraint ;
- $X = [0, 20]$, $Y = [-10, 10]$ and $Z = [0, 16]$ be the domains of x , y and z .

The constraint can be written as a finite composition of elementary operations:

$$\begin{aligned} n_1 &:= 2x & n_3 &:= z - n_2 \\ n_2 &:= y^2 & n_4 &= n_3 \end{aligned} \quad (4.11)$$

The bottom-up evaluation phase (Figure 4.2) evaluates the nodes of the syntax tree:

$$\begin{aligned} N_1 &= 2X = 2 \times [0, 20] = [0, 40] \\ N_2 &= Y^2 = [-10, 10]^2 = [0, 100] \\ N_3 &= Z - N_2 = [0, 16] - [0, 100] = [-100, 16] \end{aligned} \quad (4.12)$$

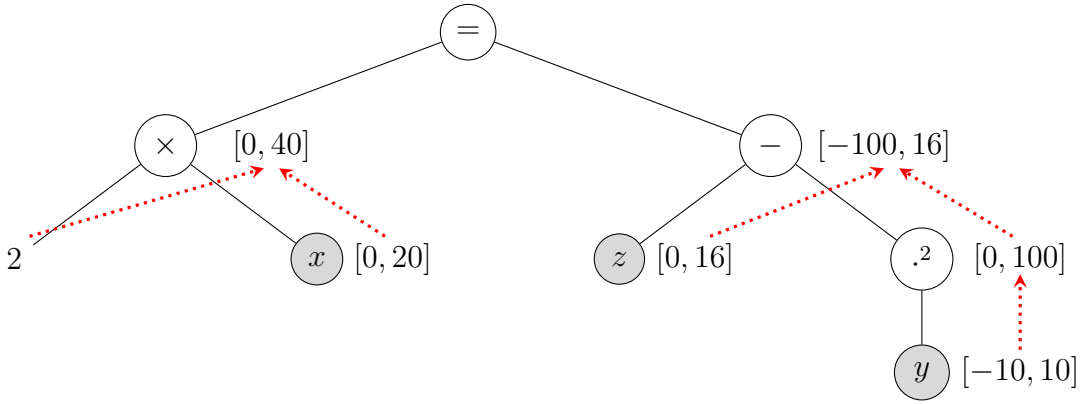


Figure 4.2: HC4Revise: bottom-up evaluation phase

The top-down propagation phase (Figure 4.3) intersects the ranges of the left-hand ($N_1 = [0, 40]$) and right-hand ($N_3 = [-100, 16]$) sides, then propagates the constraint downwards by evaluating projection functions at each node:

$$\begin{aligned} N'_1 &= N'_3 = N_1 \cap N_3 = [0, 40] \cap [-100, 16] = [0, 16] \\ X' &= X \cap \frac{N'_1}{2} = [0, 20] \cap [0, 8] = [0, 8] \\ Z' &= Z \cap (N_2 + N'_3) = [0, 16] \cap ([0, 100] + [0, 16]) = [0, 16] \\ N'_2 &= N_2 \cap (Z' - N'_3) = [0, 100] \cap ([0, 16] - [0, 16]) = [0, 16] \\ Y' &= \square \left(Y \cap (-\sqrt{N'_2}), Y \cap \sqrt{N'_2} \right) = \square([-4, 0], [0, 4]) = [-4, 4] \end{aligned} \quad (4.13)$$

The initial box $[0, 20] \times [-10, 10] \times [0, 16]$ was contracted to $[0, 8] \times [-4, 4] \times [0, 16]$ without losing solutions of the constraint.

4.3.3 Box consistency

The box consistency [Benhamou et al., 1994, Collavizza et al., 1999] defines a coarser consistency than the hull consistency (Definition 23). However, the algorithms that enforce

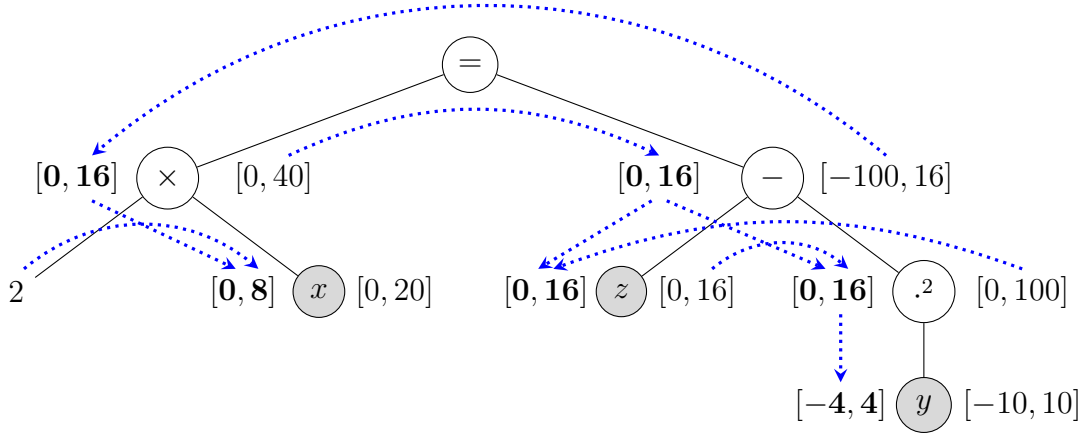


Figure 4.3: HC4Revise: top-down propagation phase

box consistency tend to deliver a more powerful filtering when the constraints contain several occurrences of the variables. In particular, they are optimal when $c : X \subset \mathbb{R} \rightarrow \mathbb{R}$ is continuous on X with respect to a unique variable x with multiple occurrences. On the contrary, 2B operators are extremely efficient when the variables have a single occurrence.

Definition 23 (Box consistency) Let c be an n -ary constraint, C an interval extension of c and \mathbf{X} a box. \mathbf{X} is box-consistent with respect to c if:

$$\forall i \in \{1, \dots, n\}, \quad X_i = \square\{x_i \in X_i \mid C(X_1, \dots, [x_i, x_i], \dots, X_n)\} \quad (4.14)$$

\mathbf{X} is box-consistent with respect to a system of constraints \mathcal{C} if it is box-consistent with respect to each constraint of \mathcal{C} .

4.3.4 Interval Newton method

Contrary to the classical Newton method, the interval Newton method can provide rigorous bounds on *all the zeros* of a continuous function on an interval X . It approximates the box consistency.

Let z be a zero of a function f , continuous on an interval X and differentiable on $\text{int}(X)$. For all $c \in X$, the mean value theorem states that there exists ξ strictly between z and c such that:

$$0 = f(z) = f(c) + f'(\xi)(z - c) \quad (4.15)$$

The (unknown) value $f'(\xi)$ is rigorously enclosed in $F'(X)$, where F' is an interval extension of f' . We get:

$$z \in N_f(X, c) := c - \frac{f(c)}{F'(X)} \quad (4.16)$$

where $N_f(X, c)$ is called the Newton operator. We build the recurrence relation:

$$\begin{cases} X_0 & = X \\ X_{k+1} & = X_k \cap N_f(X_k, c_k), \quad \forall k \geq 0 \end{cases} \quad (4.17)$$

$X_{k+1} = \emptyset$ implies that no zero of f exists in X_k , and $X_{k+1} \subset \text{int}(X_k)$ proves the existence of a single zero of f in X_{k+1} [Neumaier, 1990].

Distinct zeros of f may be automatically separated using extended division (see Example 13). In practice however, a fixed point $X_{k+1} = X_k$ is often reached on account of the surestimation of $F'(X)$. [Hansen, 1992] suggests to bisect X_k , then to iterate on both subintervals. All zeros of f can then be bounded with an arbitrary precision.

Remark 7 *In practice, $f(c)$ is subject to roundoff errors. In order to maintain the conservativity of the computations, $F(c)$ must be used instead.*

If there exists a unique zero z of f in X , if $c = m(X)$ and f is monotonic on X , the interval Newton method converges Q-quadratically (Definition 24) to z , that is the number of correct digits doubles at each iteration asymptotically [Hansen, 1992].

Definition 24 (Q-quadratic convergence) *Let $(u_k)_{k \in \mathbb{N}}$ be a sequence and l a real number. u converges Q-quadratically to l if there exists $M > 0$ such that:*

$$\lim_{k \rightarrow +\infty} \frac{|u_{k+1} - l|}{|u_k - l|^2} \leq M \quad (4.18)$$

Example 13 (Interval Newton) *Let $f(x) = x^2 - 2$ and $F'(X) = 2X$. We seek the zeros of f on the interval $X_0 = [-3, 2]$ and choose $c_0 = m(X_0) = -0.5$. The first Newton iteration yields:*

$$\begin{aligned} N_f(X_0, c_0) &= c_0 - \frac{f(c_0)}{F'(X_0)} = c_0 - \frac{c_0^2 - 2}{2X_0} = -0.5 - \frac{(-0.5)^2 - 2}{2[-3, 2]} = -0.5 - \frac{-1.75}{[-6, 4]} \\ &= (-0.5 + [-\infty, -\frac{7}{24}]) \cup (-0.5 + [\frac{7}{16}, +\infty]) \\ &= [-\infty, -\frac{19}{24}] \cup [-\frac{1}{16}, +\infty] \end{aligned} \quad (4.19)$$

$N_f(X_0, c_0)$, composed of two subintervals, represents the intersection of the x -axis and the cone of all tangents (Figure 4.4). Its intersection with the initial interval X_0 is:

$$X_0 \cap N_f(X_0, c_0) = [-3, -\frac{19}{24}] \cup [-\frac{1}{16}, 2] \quad (4.20)$$

We now note $X_1 = [-3, -\frac{19}{24}]$ and $X_5 = [-\frac{1}{16}, 2]$ and apply the interval Newton method on both intervals recursively in Table 4.1 with a precision of 10^{-4} .

The two zeros of f on X_0 were bounded by the intervals $[-1.414213693, -1.414213455]$ (width $2.4 \cdot 10^{-7}$) and $[1.414213562, 1.414213562]$ (width $6.1 \cdot 10^{-11}$) respectively. Their existence is guaranteed during iterations 1 and 6 (in bold): $X_2 := X_1 \cap N_f(X_1, c_1) \subset \text{int}(X_1)$ and $X_7 := X_6 \cap N_f(X_6, c_6) \subset \text{int}(X_6)$.

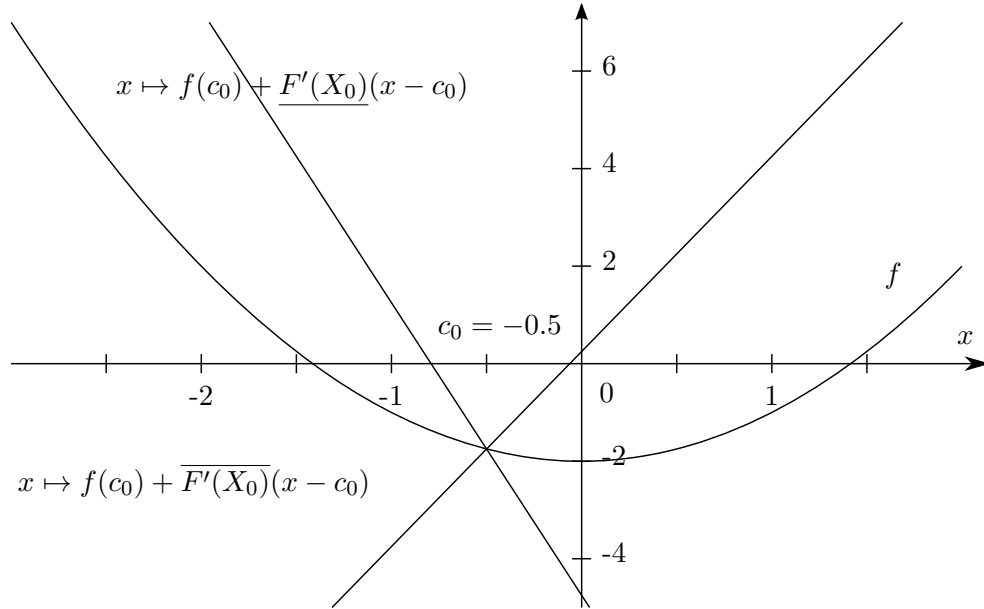


Figure 4.4: Interval Newton method with $f : x \mapsto x^2 - 2$ and $X_0 = [-3, 2]$

Table 4.1: Interval Newton method with $f : x \mapsto x^2 - 2$ and $X_0 = [-3, 2]$

k	X_k	c_k	$F'(X_k)$	$N_f(X_k, c_k)$	$X_k \cap N_f(X_k, c_k)$
1	$[-3, -0.7916]$	-1.8958	$[-6, -1.5833]$	$[-1.6302, -0.8889]$	$X_2 := [-\mathbf{1.6302}, -\mathbf{0.8889}]$
2	$[-1.6302, -0.8889]$	-1.2596	$[-3.2603, -1.7779]$	$[-1.4922, -1.3863]$	$X_3 := [-1.4922, -1.3863]$
3	$[-1.4922, -1.3863]$	-1.4393	$[-2.9843, -2.7727]$	$[-1.4154, -1.4134]$	$X_4 := [-1.4154, -1.4134]$
4	$[-1.4154, -1.4134]$	-1.4144	$[-2.8307, -2.8269]$	$[-1.4143, -1.4142]$	$[-1.4143, -1.4142]$
5	$[-0.0625, 2]$	0.9688	$[-0.125, 4]$	$[-\infty, -7.5234] \cup [1.2341, +\infty]$	$X_6 := [1.2341, 2]$
6	$[1.2341, 2]$	1.6171	$[2.4682, 4]$	$[1.3679, 1.4634]$	$X_7 := [\mathbf{1.3679}, \mathbf{1.4634}]$
7	$[1.3679, 1.4634]$	1.4156	$[2.7358, 2.9267]$	$[1.4141, 1.4143]$	$X_8 := [1.4141, 1.4143]$
8	$[1.4141, 1.4143]$	1.4142	$[2.8283, 2.8286]$	$[1.4142, 1.4143]$	$[1.4142, 1.4143]$

4.3.5 Monotonicity-based contractors

The adaptive algorithm Mohc (MOnotonic Hull Consistency) [Araya et al., 2010] exploits the local monotonicity in order to more efficiently contract a box with respect to a system of equations where the variables have multiple occurrences. It exploits the following enclosure (see Definition 17):

$$c(\mathbf{X}) \subset C_M(\mathbf{X}) := [\underline{C}(\mathbf{X}^-), \overline{C}(\mathbf{X}^+)] \quad (4.21)$$

Consequently, the equation $c = 0$ can be decomposed into two constraints $C(\mathbf{X}^-) \leq 0$ and $C(\mathbf{X}^+) \geq 0$. Mohc is a fixed-point algorithm whose revised procedure MohcRevise (Algorithme 6) invokes:

- HC4Revise($C(\mathbf{X}^-) \leq 0$) in order to contract the variables of \mathcal{V}_{nm} ;
- HC4Revise($C(\mathbf{X}^+) \geq 0$) in order to contract the variables of \mathcal{V}_{nm} ;
- a version of the interval Newton method (see Section 4.3.4), called MonotonicBoxNarrow, in order to contract the variables of \mathcal{V}_m .

where \mathcal{V} is the set of all the variables of c , $\mathcal{V}_m \subset \mathcal{V}$ the set of variables with multiple occurrences with respect to which c is monotonic on \mathbf{X} and $\mathcal{V}_{nm} = \mathcal{V} \setminus \mathcal{V}_m$ the rest of the variables.

Algorithm 6 MohcRevise

```

function MOHCREVISE( $c = 0$ : equality constraint, in-out  $\mathbf{X}$ : box,  $\mathcal{V}$ : variables)
  HC4REVISE( $C(\mathbf{X}) = 0$ )
  if  $\mathcal{V}_{nm} \neq \emptyset$  then
    HC4REVISE( $C(\mathbf{X}^-) \leq 0$ )
    HC4REVISE( $C(\mathbf{X}^+) \geq 0$ )
    for  $x_i \in \mathcal{V}_m$  do
       $X_i \leftarrow$  MONOTONICBOXNARROW( $C, \mathbf{X}, i$ )
    end for
  end if
end function

```

Octum, an algorithm independently devised by [Chabert and Jaulin, 2009b], is identical to MonotonicBoxNarrow when the function is monotonic with respect to all its variables.

4.4 Strong consistencies

The 2B and box consistencies are so-called weak consistencies, since they define a consistency on the bounds of the variables for an individual constraint. Consequently, the resulting filtering with respect to the system of constraints may be poor. The stronger partial consistencies 3B and CID invoke the 2B and box operators as subcontractors during a

shaving process and produce tighter contractions. Shaving is the temporary assignment to a variable of a small portion (a slice) of its domain ; slices can then be contracted or discarded from the domain. Unlike branching algorithms that have an exponential complexity, shaving is a polynomial refutation technique. However, it is not incremental, in that the contraction of the domain of a variable requires that the filtering be performed again on the other variables.

The 3B algorithm (Section 4.4.1) consists in discarding the extremal inconsistent slices. The process is interrupted when a bound cannot be reduced. The CID algorithm (Section 4.4.2) handles all the slices in order to discard the values that are inconsistent in all the slices simultaneously.

4.4.1 3B consistency

The 3B consistency (Definition 25) is a shaving-based relaxation of the *singleton arc consistency* that invokes a 2B subcontractor in order to discard the slices [Lhomme, 1993]. It enforces the consistency of the bounds of the variables with respect to the system of constraints. The 3B consistency can be recursively extended to the k B consistency ($k > 2$) by invoking a $(k - 1)$ B contractor on the slices.

Definition 25 (3B(s_{3B}) consistency) *Let:*

- $P = (\mathcal{V}, \mathcal{C}, \mathbf{X})$ be a NCSP ;
- OC_{2B} be a 2B contractor ;
- s_{3B} be the number of slices ;
- \mathbf{X}_i^1 be the leftmost slice of the domain of $x_i \in \mathcal{V}$, that is the subbox of \mathbf{X} whose i th component is $[\underline{X}_i, \underline{X}_i + \frac{w(X_i)}{s_{3B}}]$;
- $\mathbf{X}_i^{s_{3B}}$ be the rightmost slice of the domain of $x_i \in \mathcal{V}$, that is the subbox of \mathbf{X} whose i th component is $[\overline{X}_i - \frac{w(X_i)}{s_{3B}}, \overline{X}_i]$.

\mathbf{X} is 3B(s_{3B})-consistent with respect to $c \in \mathcal{C}$ if:

$$\forall i \in \{1, \dots, n\}, \quad OC_{2B}(\mathbf{X}_i^1, c) \neq \emptyset \wedge OC_{2B}(\mathbf{X}_i^{s_{3B}}, c) \neq \emptyset \quad (4.22)$$

\mathbf{X} is 3B(s_{3B})-consistent with respect to \mathcal{C} if it is 3B(s_{3B})-consistent with respect to each constraint of \mathcal{C} .

The algorithm that enforces the 3B consistency refutes slices at the bounds of the variables (Figure 4.5). The domain X_i of the variable x_i is temporarily instantiated to a subinterval of X_i (a slice) ; a subcontractor is then invoked on the subproblem with respect to the system of constraints. If an inconsistency is detected, the slice can be removed from the domain X_i (Algorithm 7).

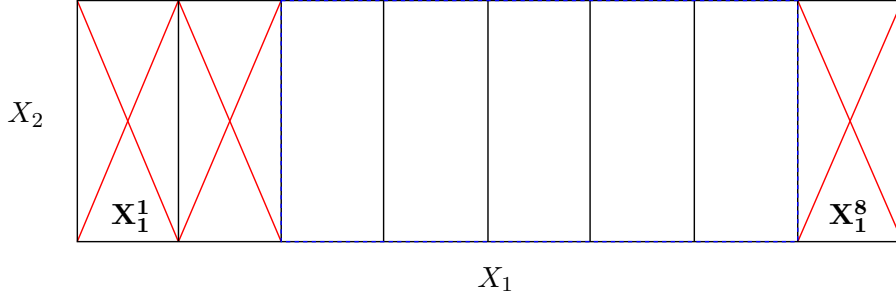


Figure 4.5: 3B shaving with $s_{3B} = 8$

Algorithm 7 3B shaving

function VARIABLE3B(**in-out** \mathbf{X} : box, i : composante, \mathcal{C} : system of constraints, OC_{2B} : 2B contractor, s_{3B} : number of slices)
 Invoke OC_{2B} to discard the leftmost slices of X_i
 Invoke OC_{2B} to discard the rightmost slices of X_i
end function

function 3BSHAVING(**in-out** \mathbf{X} : box, \mathcal{C} : system of constraints, OC_{2B} : 2B contractor, s_{3B} : number of slices)
 for $i \in \{1, \dots, n\}$ **do** ▷ for each variable
 VARIABLE3B($\mathbf{X}, i, \mathcal{C}, OC_{2B}, s_{3B}$)
 end for
end function

function 3B(**in-out** \mathbf{X} : box, \mathcal{C} : system of constraints, OC_{2B} : 2B contractor, s_{3B} : number of slices)
 FIXEDPOINT($\mathbf{X}, \mathcal{C}, 3BSHAVING(\mathbf{X}, \mathcal{C}, OC_{2B}, s_{3B})$)
end function

4.4.2 CID consistency

Constructive disjunction on CSP handles a disjunction of constraints $c_1 \vee \dots \vee c_m$ by branching alternately on each constraint c_i and by discarding values that are inconsistent with respect to all the constraints. Constructive interval disjunction (CID) (Definition 26) is a shaving-based technique that discards values that are inconsistent in all the slices [Trombettoni and Chabert, 2007].

Definition 26 (CID(s_{CID}) consistency) *Let:*

- $P = (\mathcal{V}, \mathcal{C}, \mathbf{X})$ be a NCSP ;
- OC be a partial consistency operator ;
- s_{CID} be the number of slices ;
- \mathbf{X}_i^k be the k th slice of the domain of $x_i \in \mathcal{V}$, that is the subbox of \mathbf{X} whose i th component is $[\underline{X}_i + (k-1)\frac{w(X_i)}{s_{CID}}, \underline{X}_i + k\frac{w(X_i)}{s_{CID}}]$.

x_i is CID(s_{CID})-consistent with respect to P and OC if:

$$\mathbf{X} = \bigsqcup_{k=1}^{s_{CID}} OC(\mathbf{X}_i^k, \mathcal{C}) \quad (4.23)$$

P is CID(s_{CID})-consistent if all the variables of \mathcal{V} are CID(s_{CID})-consistent.

The 3B algorithm refutes inconsistent values at the bounds of the domain of x_i , however the effort spent to contract the other variables is wasted. The substantial advantage of CID (Algorithm 8) over 3B is that it partially exploits the information of all the contracted domains: the initial box is replaced by the convex hull of the s_{CID} contracted slices. Figure 4.6 illustrates the contraction of 4 slices on the domain of x_1 . Unlike a 3B shaving, the convex hull operation of the contracted slices partially preserves the contraction of x_2 .

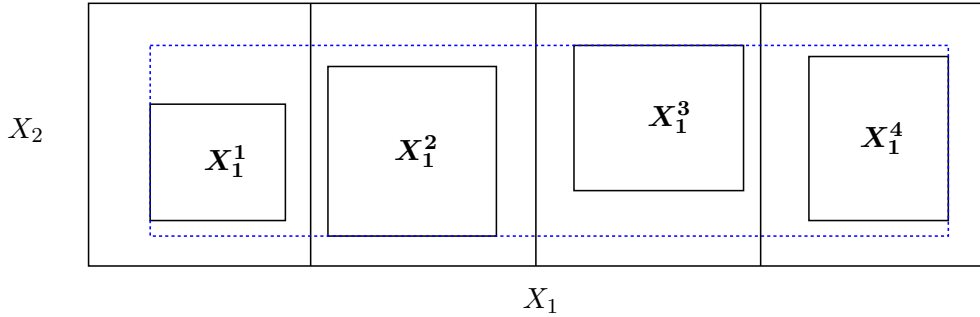


Figure 4.6: CID shaving with $s_{CID} = 4$

The CID(s_{CID}) consistency is difficult to obtain on account of the slow convergence of the fixed-point algorithm. In practice, only a quasi-fixed point with a precision η is computed: x_i is CID(s_{CID}, η)-consistent if the convex hull of the contracted slices does not contract any variable more than η . However, experimental results suggest that the fixed-point algorithm is of little benefit and that $s_{CID} = 2$ generally produces satisfactory results.

Algorithm 8 CID shaving

```
function VARIABLECID(in-out  $\mathbf{X}$ : box,  $i$ : composante,  $\mathcal{C}$ : system of constraints,  $OC$ :  
contractor,  $s_{CID}$ : number of slices)  
   $\mathbf{X}_{\square} \leftarrow \emptyset$   
  for  $k \in \{1, \dots, s_{CID}\}$  do ▷ for each slice  
     $\mathbf{B}_k \leftarrow \text{SLICE}(\mathbf{X}, i, k, s_{CID})$   
     $\mathbf{X}_{\square} \leftarrow \square(\mathbf{X}_{\square}, OC(\mathbf{B}_k, \mathcal{C}))$  ▷ convex hull  
  end for  
   $\mathbf{X} \leftarrow \mathbf{X}_{\square}$   
end function  
function CIDSHAVING(in-out  $\mathbf{X}$ : box,  $\mathcal{C}$ : system of constraints,  $OC$ : contractor,  $s_{CID}$ :  
number of slices)  
  for  $i \in \{1, \dots, n\}$  do ▷ for each variable  
    VARIABLECID( $\mathbf{X}, i, \mathcal{C}, OC, s_{CID}$ )  
  end for  
end function  
function CID(in-out  $\mathbf{X}$ : box,  $\mathcal{C}$ : system of constraints,  $OC$ : contractor,  $s_{CID}$ : number  
of slices)  
  FIXEDPOINT( $\mathbf{X}, \mathcal{C}, \text{CIDSHAVING}(\mathbf{X}, \mathcal{C}, OC, s_{CID})$ )  
end function
```

The hybrid algorithm 3BCID [Trombettoni and Chabert, 2007] combines the CID and 3B shavings and reconciles the high number of 3B slices s_{3B} and the low number of CID slices s_{CID} (in general, $s_{CID} \ll s_{3B}$). Its filtering power is greater than those of 3B and CID.

4.5 Global consistencies

The contractors than handle the constraints simultaneously are generally linearization techniques:

- optimization problems subject to a square system of equality constraints can be solved using a multivariate interval Newton algorithm (Section 4.5.1) ;
- optimization problems subject to (in)equality constraints can be convexified (Section 4.5.2).

4.5.1 Multivariate interval Newton method

The interval Newton method (Section 4.3.4) can be extended to a square system of n equations and n variables. Let $g : \mathbb{R}^n \rightarrow \mathbb{R}^n$ be a differentiable vector-valued function, \mathbf{X} a

box and $\mathbf{x}_k \in \mathbf{X}$ a point. The equation $g(x) = 0$ can be linearized at the point \mathbf{x}_k using the mean value form (Equation 3.20):

$$g(\mathbf{x}_k) + J_g(\mathbf{X})(\mathbf{X} - \mathbf{x}_k) = 0 \quad (4.24)$$

where J_g is an interval extension of the Jacobian of g (the matrix of its first-order partial derivatives) on \mathbf{X} . By solving for $\mathbf{Y}_k = \mathbf{X} - \mathbf{x}_k$, we obtain:

$$\mathbf{Y}_k = -J_g(\mathbf{X})^{-1}g(\mathbf{x}_k) \quad (4.25)$$

In practice, \mathbf{Y}_k is obtained by solving a preconditioned version of the interval linear system $J_g(\mathbf{X})\mathbf{Y}_k = -g(\mathbf{x}_k)$.

4.5.2 Convexification

Linearizing a function using the mean value form (Equation 3.20) at an interior expansion point $x_k \in \text{int}(X)$ produces underestimators that are not convex. Fortunately, the underestimators become convex when the expansion point is a corner of the box. [Mentzer, 1991] thus generates a linear program by computing convex linear underestimators of the objective function and the constraints on a box \mathbf{X} (Figure 4.7).

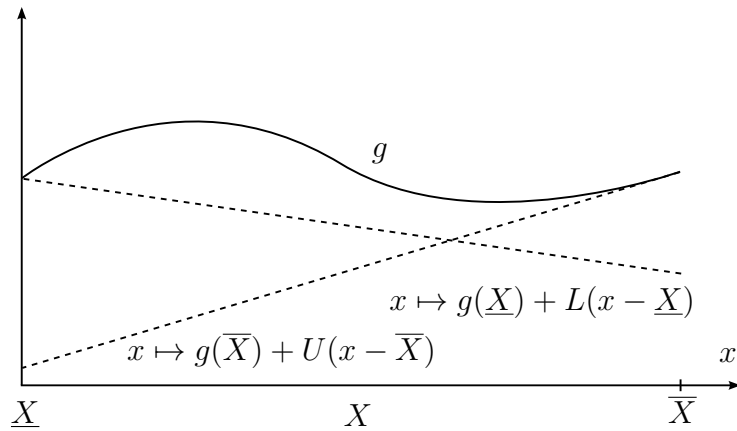


Figure 4.7: Convex linear underestimators $G_{mv}(X, \underline{X})$ and $G_{mv}(X, \bar{X})$ of a function g using corners of X as expansion points of the mean value form

Let $\frac{\partial G}{\partial x_i}(\mathbf{X})$ be an interval enclosure of the i th partial derivative of g on \mathbf{X} . If we take the leftmost corner of \mathbf{X} as an expansion point, we obtain:

$$\forall \mathbf{x} \in \mathbf{X}, \quad g(\underline{\mathbf{X}}) + \sum_{i=1}^n \frac{\partial G}{\partial x_i}(\mathbf{X}) \cdot (x_i - \underline{X}_i) \leq g(\mathbf{x}) \quad (4.26)$$

We can compute a convex linear underestimator for the objective function and the

constraints of the problem, which results in the following linear problem:

$$\begin{aligned}
(\mathcal{P}_{lb}) \quad & \min_{\mathbf{x} \in \mathbf{X}} && \sum_{i=1}^n \frac{\partial F}{\partial x_i}(\mathbf{X}) \cdot x_i \\
& \text{s.t.} && g_j(\mathbf{X}) + \sum_{i=1}^n \frac{\partial G_j}{\partial x_i}(\mathbf{X}) \cdot (x_i - \underline{X}_i) \leq 0, \quad \forall j \in \{1, \dots, m\}
\end{aligned} \tag{4.27}$$

The relaxed problem \mathcal{P}_{lb} (Equation 4.27) can be solved using linear programming techniques. If it is infeasible, there exists no solution to the original problem, since the polytope of the relaxed constraints contains the feasible set of the original problem. If it is feasible, the optimum is a lower bound of the initial problem on \mathbf{X} .

[Sotiropoulos and Grapsa, 2005] combined a similar approach with the dynamic constraint $f \leq \tilde{f}$ to reduce the ranges of the variables. [Yamamura et al., 1998, Yamamura and Tanaka, 2002] replaced the nonlinear terms in the constraints with their interval ranges, then reduced the ranges of the variables with $2n$ calls to the simplex method. The X-Newton algorithm [Araya et al., 2012] exploits the two aforementioned approaches with $2n + 1$ calls to the simplex method: it computes a lower bound of the original problem and contracts the domains of the variables. Each inequality constraint is relaxed by two underestimators whose expansion points are a randomly selected corner and its opposite corner. This algorithm converges linearly to the solution of the original problem. [Ninin et al., 2010] relaxed the initial problem using AA and computed a lower bound of the initial problem with one call to the simplex method.

Chapter 5

Charibde

Contents

6.1	Multimodal test functions	96
6.2	Numerical results	98
6.2.1	Note on the Michalewicz function	100
6.2.2	Note on Rana's function	100
6.2.3	Global minima and corresponding solutions	100
6.2.4	Interpolation	103
6.3	Benefits of the hybridization	103
6.4	Solver comparison	107

The aforementioned global optimization methods seem to handle distinct classes of problems: interval methods provide a numerical guarantee of optimality, however are limited to instances with a few dozen variables at most, while EAs shine on large multimodal instances for which traditional methods struggle to converge.

In this chapter, we discuss synergetic schemes to reconcile both approaches in order to:

- quickly explore the search space ;
- prevent premature convergence towards local minima ;
- discard suboptimal or infeasible subspaces ;
- certify the optimality of the solution.

and address problems that were up to now deemed as intractable.

Section 5.1 is a summary of existing hybrid methods and an introduction of Charibde, a cooperative hybrid solver that combines a deterministic method and a stochastic method. Sections 5.2 and 5.3 describe in detail how both components are implemented in Charibde. In Section 5.4, we provide a preliminary comparison of Charibde against state-of-the-art rigorous and non rigorous solvers on a subset of difficult problems.

5.1 Hybridization of optimization techniques

Hybridizing optimization techniques boils down to dividing up exploration tasks between several algorithms (usually two). In the following, we describe heterogeneous hybridizations (a metaheuristic and another algorithm). The taxonomy of hybrid metaheuristics was addressed by several authors [Talbi, 2002, Puchinger and Raidl, 2005, Alba, 2005, Raidl, 2006, Jourdan et al., 2009] ; we present in this section a hierarchical classification that summarizes possible hybridization strategies between discrete or continuous optimization techniques.

[Puchinger and Raidl, 2005] list three distinguishing criteria: the nature of the hybridization (with a metaheuristic, an artificial intelligence technique or an operations research technique), the level of hybridization (the components that are exchanged) and the order of execution (sequential or parallel executions). These criteria suggest the following classification:

1. integrative or low-level methods: a particular operator of one algorithm is replaced with another algorithm (such as a local search or an exact method) following a master-slave scheme. There are two different schemes:
 - the metaheuristic is the master ;
 - the metaheuristic is the slave.
2. cooperative or high-level methods: the algorithms are not embedded within one another, but are independent and exchange information. There are two different schemes:
 - sequential executions (HRH): one of the methods is run before the other (much like a preprocessing step) ;
 - parallel or intertwined executions (HCH): the two methods run in parallel.

The hybridization is called:

- *global* when the methods explore the whole search space, and *partial* when they are limited to a particular subspace ;
- *general* if both methods attempt to solve the same problem, and *specialized* if they handle different problems.

Sections 5.1.1 and 5.1.2 list integrative and cooperative hybridizations from the literature, respectively.

5.1.1 Integrative methods

Integrative methods embed one algorithm within the other by substituting a particular operator.

5.1.1.1 Slave metaheuristic

[Zhang and Liu, 2007] embed a GA within an IBB algorithm. The GA provides the direction along which the boxes are partitioned, and an individual is generated within each subspace. When a box is discarded, the corresponding individuals are removed from the population. The evaluation of the best individual updates the best known upper bound of the global minimum at each generation.

5.1.1.2 Master metaheuristic

Memetic algorithms [Moscato et al., 2004] are EAs that embed a local search algorithm (gradient descent, tabu search, Nelder-Mead simplex, simulated annealing) in order to improve individuals locally.

In [Cotta and Troya, 2003], the crossover operator is replaced with a BB algorithm that considers all possible offspring that can be generated from two given parents, and selects the best combination.

5.1.2 Cooperative methods

Cooperative methods are characterized by the granularity of the hybridization, the software implementation, the memory (shared or distributed) and the synchronization of processes.

5.1.2.1 Sequential executions

[Feltl and Raidl, 2004] solve the generalized assignment problem using a hybrid GA. They first solve a linear relaxation of the problem with CPLEX, then they round the optimal solution to construct promising individuals. Stochastic repair operators are designed to generate feasible individuals.

[Sotiropoulos et al., 1997] combine an IBB algorithm and a GA. The IBB generates a list \mathcal{L} of candidate boxes of size at most δ . The GA population is initialized by generating an individual in each of the boxes of \mathcal{L} . In order to keep the population size below 50, numerical results suggest that $\delta \in [10^{-3}, 10^{-1}]$. The authors do not use the midpoint test: the best known upper bound \tilde{f} of the global minimum is updated using the coarse upper bound $\overline{F(\mathbf{X})}$.

5.1.2.2 Parallel executions

[Gallardo et al., 2007] (hybridization of a BB and a memetic algorithm) and [Blum et al., 2011] (hybridization of a beam search and a memetic algorithm) describe similar parallel strategies: the deterministic method identifies promising subspaces of the search space, that are then explored by the metaheuristic. The memetic algorithm provides the tree search algorithm with an upper bound of the global minimum in order to reduce the search space, and is in return presented with promising regions of the search space.

[Cotta et al., 1995] mentions solving the travelling salesman problem by combining a BB and a GA. The GA provides the BB with an upper bound of the global minimum, in order to discard suboptimal subspaces. The BB injects promising paths into the GA population. The authors however are critical of the approach: exchanging information between processes that run at different speeds is problematic. In particular, injecting promising solutions at the start of the GA may result in "superindividuals", which may reduce the diversity within the population. Two alternatives are considered: an integrative hybridization (substitute the crossover operator with a tree search algorithm) or a master-slave scheme (a BB and m GA in parallel).

[Alliot et al., 2012a] propose a bound constrained solver that combines a GA and an IBB that run independently and communicate through shared memory. The GA performs a fast exploration of the search space in order to discover a promising solution ; the corresponding upper bound of the global minimum is then sent to the IBB to intensify the pruning. Whenever the IBB finds a punctual solution that improves the best known upper bound of the global minimum, it is injected into the GA population in order to prevent convergence towards local minima. A third process, triggered periodically, projects out-of-domain individuals (that do not belong to any box of the IBB) into the closest box. Their generic framework does not require continuity, differentiability or even factorability of the objective function ; it must simply be computable with IA, that is an interval evaluation procedure must be available (possibly a black box). The authors present new optimal results for the Michalewicz function ($n = 12$) and the rotated Griewank function ($n = 6$).

5.1.3 Charibde: a cooperative approach

Our work exploits the cooperative scheme introduced in [Alliot et al., 2012a]. However, the efficiency and reliability of their approach is limited:

- the solver is limited to bound constrained optimization ;
- their interval techniques remain naive and are not competitive with state-of-the-art solvers ;
- the projection of out-of-domain individuals is not efficient ;
- the GA is not rigorous, that is the evaluation of the best individual sent to the IBB may be subject to roundoff errors ;
- the boxes whose diameter is lower than a given threshold are discarded without being further explored: solutions may therefore be lost.

Our hybrid algorithm **Charibde** (Cooperative Hybrid Algorithm using Reliable Interval-Based methods and Differential Evolution) [Vanaret et al., 2013, Vanaret et al., 2015a] combines a DE algorithm and an IBC algorithm. Although it embeds stochastic components, Charibde is a **fully reliable** solver.

The DE algorithm was chosen over the GA on account of its convincing performances on continuous problems and its low number of hyperparameters. It communicates with an IBC algorithm that benefits from state-of-the-art ICP techniques. A new exploration heuristic periodically reduces the domain of the DE. Bounds, solutions and domain are exchanged using MPI (Figure 5.1).

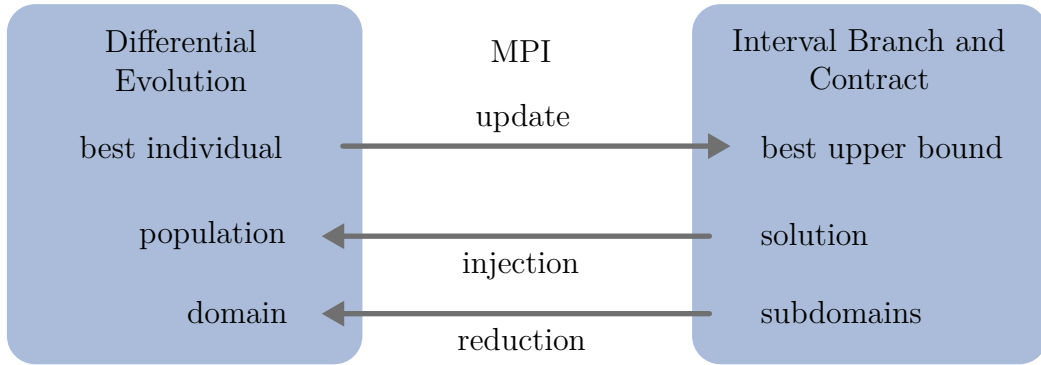


Figure 5.1: Cooperative hybridization in Charibde

Sections 5.2 and 5.3 describe our implementations of the IBC algorithm and the DE algorithm, respectively. A comparison of Charibde against state-of-the-art solvers is given in Section 5.4.

5.2 Interval branch and contract algorithm

5.2.1 Main framework

Algorithm 9 describes the IBC algorithm implemented in OCaml in Charibde. It embeds MPI routines to exchange information with the DE: at each iteration, the IBC recovers the best feasible solution of the DE if it is available, and possibly updates the best known upper bound \tilde{f} of the global minimum (in red).

For each newly extracted box, Charibde invokes a contraction procedure to reduce the domains of the variables or to discard the box ; the contractor for bound constrained problems is described in Section 5.2.3 and the contractor for nonlinearly constrained problems is described in Section 5.2.4. If the constraints become inconsistent (that is, if the current box does not contain feasible points), the processing of the box is interrupted by an exception mechanism. Lower bounds of the objective function are computed using various techniques: natural extension (Definition 14), second-order extensions (Section 5.2.2), convexification (Section 5.2.4.1) and monotonicity-based extension (Section 5.2.4.2).

The priority queue \mathcal{Q} is implemented using a binary heap, that is a complete binary tree in which the priority of a node is greater than the priority of its children. Inserting an element or extracting the element with the highest priority is carried out in logarithmic time.

Algorithm 9 Charibde: interval branch and contract algorithm

function INTERVALBRANCHANDCONTRACT(F : objective function, \mathcal{C} : set of constraints, D : domain)

$(\tilde{\mathbf{x}}, \tilde{f}) \leftarrow (\emptyset, +\infty)$ ▷ best known upper bound

$\mathcal{Q} \leftarrow \{(D, -\infty, \mathcal{C})\}$ ▷ priority queue

while $\mathcal{Q} \neq \emptyset$ **do**

$(\mathbf{x}_{ED}, f_{ED}) \leftarrow \text{MPI_ReceiveFromDE}()$

if $f_{ED} < \tilde{f}$ **then**

$(\tilde{\mathbf{x}}, \tilde{f}) \leftarrow (\mathbf{x}_{ED}, f_{ED})$

end if

 Extract an element $(\mathbf{X}, lb_{\mathbf{X}}, \mathcal{C}_{\mathbf{X}})$ from \mathcal{Q}

 OPTIMALITYREFUTATIONTEST($\mathbf{X}, lb_{\mathbf{X}}$) ▷ Algorithm 10

$lb_{\mathcal{C}} \leftarrow \text{CONTRACTION}(\mathbf{X}, F, \mathcal{C}_{\mathbf{X}})$ ▷ Algorithm 13 or 15

if \mathbf{X} cannot be discarded **then**

 UPPERBOUNDUPDATETEST($m(\mathbf{X})$) ▷ Algorithm 11

 Partition \mathbf{X} into $\{\mathbf{X}_1, \mathbf{X}_2\}$

$lb \leftarrow \max(lb_{\mathbf{X}}, lb_{\mathcal{C}})$ ▷ best lower bound

 Insert $(\mathbf{X}_1, lb, \mathcal{C}_{\mathbf{X}})$ and $(\mathbf{X}_2, lb, \mathcal{C}_{\mathbf{X}})$ into \mathcal{Q} ▷ Section 5.2.6

end if

end while

return $(\tilde{\mathbf{x}}, \tilde{f})$

end function

We describe in Algorithm 10 the elementary refutation test that compares the best known upper bound \tilde{f} of the global minimum and a lower bound lb of the objective function on a given box \mathbf{X} . If no point in \mathbf{X} can improve \tilde{f} by at least the precision ε , then \mathbf{X} can be safely discarded.

Algorithm 10 Refutation test based on global optimality

```

function OPTIMALITYREFUTATIONTEST( $\mathbf{X}$ : box,  $lb$ : lower bound)
  if  $\tilde{f} - \varepsilon < lb$  then
    Discard  $\mathbf{X}$ 
  end if
end function

```

Algorithm 11 illustrates the update of the best known upper bound \tilde{f} of the global minimum when a punctual solution found by the IBC improves \tilde{f} . If \tilde{f} is indeed improved, the corresponding point is injected into the DE population.

Algorithm 11 Test to update the best known upper bound of the global minimum

```

function UPPERBOUNDUPDATETEST( $\mathbf{x}$ : point)
   $\overline{F_x} \leftarrow \overline{F(\mathbf{x})}$ 
  if  $\overline{F_x} < \tilde{f}$  and  $\mathbf{x}$  feasible then
     $(\tilde{\mathbf{x}}, \tilde{f}) \leftarrow (\mathbf{x}, \overline{F_x})$  ▷ update of the best known upper bound
    MPI_SendToDE( $\tilde{\mathbf{x}}, \tilde{f}$ )
  end if
end function

```

For the sake of simplicity, the best known upper bound \tilde{f} , the corresponding point $\tilde{\mathbf{x}}$ and the precision ε are handled as global variables in the algorithms.

5.2.2 Second-order lower bounding

Computing accurate lower bounds is crucial in BB algorithms in order to prune suboptimal or infeasible subspaces. Naive interval extensions (such as the natural extension) usually provide a crude enclosure of the range of a function over a box due to dependency. Second-order extensions are a relatively cheap alternative to the natural extension for computing lower bounds. Bear in mind that, in the presence of dependency, second-order extensions become more precise than the natural extension as the width of the box approaches zero (the overapproximation tends to zero quadratically).

Algorithm 12 describes the computation of the Baumann extension by choosing the optimal Baumann center \mathbf{c}_B^- ; it is the optimal mean value extension with respect to the lower bound (see Equation 3.23). In our implementation, we use \mathbf{c}_B^- as a trial point for the update of the best known upper bound \tilde{f} : if it is feasible, the value $\overline{F(\mathbf{c}_B^-)}$ is compared with the current value of \tilde{f} .

Algorithm 12 Second-order lower bounding

function SECONDORDERLOWERBOUNDING(\mathbf{X} : box, F : objective function, \mathbf{G} : gradient of F on \mathbf{X})
 $(lb_B, \mathbf{c}_B^-) \leftarrow$ BAUMANNLOWERBOUND($\mathbf{X}, F, \mathbf{G}$) ▷ Equation 3.23
 OPTIMALITYREFUTATIONTEST(\mathbf{X}, lb_B) ▷ Algorithm 10
 UPPERBOUNDUPDATETEST(\mathbf{c}_B^-) ▷ Algorithm 11
 return lb_B
end function

5.2.3 Contractor for bound constrained optimization

This section addresses a filtering procedure for bound constrained optimization problems:

$$(\mathcal{P}) \quad \min_{\mathbf{x} \in DC\mathbb{R}^n} f(\mathbf{x}) \quad (5.1)$$

Our implementation in Charibde is given in Algorithm 13.

Algorithm 13 Contractor for bound constrained optimization

function CONTRACTION(**in-out** \mathbf{X} : box, F : objective function)
 $F_{\mathbf{X}} \leftarrow$ HC4REVISE($F(\mathbf{X}) \leq \tilde{f} - \varepsilon$) ▷ contraction
 $lb \leftarrow F_{\mathbf{X}}$ ▷ natural lower bounding
 OPTIMALITYREFUTATIONTEST(\mathbf{X}, lb) ▷ Algorithm 10
 $\mathbf{G} \leftarrow \nabla F(\mathbf{X})$ ▷ gradient computation
 $lb_B \leftarrow$ SECONDORDERLOWERBOUNDING($\mathbf{X}, F, \mathbf{G}$) ▷ Algorithm 12
 STATIONARITYCONTRACTION($\mathbf{X}, F, \mathbf{G}$) ▷ Algorithm 14
 return $\max(lb, lb_B)$
end function

Algorithm 14 describes a monotonicity-based subcontractor for bound constrained problems: when a component X_i of the current box \mathbf{X} is on the frontier of the domain \mathbf{D} (that is, when $\underline{X}_i = \underline{D}_i$ or $\overline{X}_i = \overline{D}_i$), it is sometimes possible to reduce X_i to one of its bound. Conversely, a box in the interior of the domain that does not contain a stationary point can be discarded.

A component x_i of a local minimizer \mathbf{x} is either stationary ($\frac{\partial f}{\partial x_i}(\mathbf{x}) = 0$) or activates a bound constraint ($x_i = \underline{D}_i$ or $x_i = \overline{D}_i$). This property can be exploited to devise a stationarity-based subcontractor that can be invoked as the revise procedure of a fixed-point algorithm. For a given box \mathbf{X} :

- if $\underline{X}_i = \underline{D}_i$ and
 - f is increasing with respect to x_i on \mathbf{X} , X_i can be contracted to its left bound ;
 - f is strictly decreasing with respect to x_i on \mathbf{X} , \mathbf{X} can be discarded ;

- if $\overline{X_i} = \overline{D_i}$ and
 - f is strictly increasing with respect to x_i on \mathbf{X} , \mathbf{X} can be discarded ;
 - f is decreasing with respect to x_i on \mathbf{X} , X_i can be contracted to its right bound.
- if X_i is interior to the domain ($X_i \subset \text{int}(D_i)$), the minimum of f on \mathbf{X} corresponds to a point \mathbf{x} where $\frac{\partial f}{\partial x_i}(\mathbf{x}) = 0$. Consequently, if $\frac{\partial F}{\partial x_i}(\mathbf{X})$ does not contain zero, \mathbf{X} can be discarded.

Algorithm 14 Stationarity-based contractor for bound constrained problems

```

function STATIONARITYCONTRACTION(in-out  $\mathbf{X}$ : box,  $F$ : objective function,  $\mathbf{G}$ :
gradient of  $F$  on  $\mathbf{X}$ )
  for  $i \in \{1, \dots, n\}$  do
    if  $X_i$  on the frontier of  $\mathbf{D}$  then
      if  $G_i$  has constant sign then
        reduce  $X_i$  to one of its bounds or discard  $\mathbf{X}$ 
      end if
    else if  $0 \notin G_i$  then       $\triangleright$  interior component that contains no stationary point
      discard  $\mathbf{X}$ 
    else
      HC4REVISE( $\frac{\partial F}{\partial x_i}(\mathbf{X}) = 0$ )       $\triangleright$  discard non stationary values
    end if
  end for
end function
  
```

When $0 \in \frac{\partial F}{\partial x_i}(\mathbf{X})$, a cheap 2B contractor is invoked on the stationarity condition $\frac{\partial F}{\partial x_i}(\mathbf{X}) = 0$ in order to discard non-stationary points. Note that filtering with respect to partial derivatives seems to be an uncommon practice in the global optimization community, although it may provide a substantial contraction of the search space.

5.2.4 Contractor for nonlinearly constrained optimization

This section addresses a filtering procedure for nonlinearly constrained optimization problems:

$$\begin{aligned}
 (\mathcal{P}) \quad & \min_{\mathbf{x} \in \mathbb{R}^n} && f(\mathbf{x}) \\
 & s.t. && g_j(\mathbf{x}) \leq 0, \quad j \in \{1, \dots, m\} \\
 & && h_j(\mathbf{x}) = 0, \quad j \in \{1, \dots, p\}
 \end{aligned} \tag{5.2}$$

Interval-based solvers may address equality constraints $h_j(\mathbf{x}) = 0$ ($j \in \{1, \dots, p\}$) in two different ways:

- GlobSol [Kearfott, 1996b] and Icos [Lebbah et al., 2005b] produce a small box \mathbf{X} guaranteed to contain a point \mathbf{x} that minimizes f and satisfies the constraints:

$$\begin{cases} g_j(\mathbf{x}) \leq 0, & j \in \{1, \dots, m\} \\ h_j(\mathbf{x}) = 0, & j \in \{1, \dots, p\} \end{cases} \quad (5.3)$$

The existence of \mathbf{x} in \mathbf{X} is numerically proven by a multivariate interval Newton method ;

- IBBA [Ninin et al., 2010], Ibex [Trombettoni et al., 2011] and Charibde handle a relaxed problem in which each equality constraint $h_j(\mathbf{x}) = 0$ ($j \in \{1, \dots, p\}$) is replaced with a pair of inequality constraints:

$$-\varepsilon_{=} \leq h_j(\mathbf{x}) \leq \varepsilon_{=} \quad (5.4)$$

where $\varepsilon_{=}$ can be chosen arbitrarily small.

Our implementation in Charibde is given in Algorithm 15. Various advanced lower bounding strategies, enabled by default in Charibde and described in the following subsections, can be disabled by the user.

Algorithm 15 Contractor for constrained optimization

```

function CONTRACTION(in-out  $\mathbf{X}$ : box,  $F$ : objective function, in-out  $\mathcal{C}$ : set of
constraints)
   $lb \leftarrow -\infty$  ▷ lower bound
  repeat
     $\mathbf{X}' \leftarrow \mathbf{X}$ 
     $F_{\mathbf{X}} \leftarrow \text{HC4REVISE}(F(\mathbf{X}) \leq \tilde{f} - \varepsilon)$ 
     $lb \leftarrow F_{\mathbf{X}}$  ▷ natural lower bounding
     $\text{OPTIMALITYREFUTATIONTEST}(\mathbf{X}, lb)$  ▷ Algorithm 10
     $\mathbf{G} \leftarrow \nabla F(\mathbf{X})$  ▷ gradient computation
     $lb_B \leftarrow \text{SECONDORDERLOWERBOUNDING}(\mathbf{X}, F, \mathbf{G})$  ▷ Algorithm 12
     $lb_M \leftarrow \text{MONOTONICITYBASEDCONTRACTION}(\mathbf{X}, F, \mathcal{C})$  ▷ Algorithm 17
     $\mathcal{C} \leftarrow \text{HC4}(\mathbf{X}, \mathcal{C})$  or  $\text{MOHC}(\mathbf{X}, \mathcal{C})$ 
     $lb_{lp} \leftarrow \text{CONVEXIFICATION}(\mathbf{X}, F, \mathbf{G}, \mathcal{C})$  ▷ Algorithm 16
  until  $\mathbf{X} = \emptyset$  or  $\text{gain}(\mathbf{X}, \mathbf{X}') < \eta$ 
  return  $\max(lb, lb_B, lb_M, lb_{lp})$  ▷ best lower bound
end function

```

5.2.4.1 Contraction based on convexification

Similarly to X-Newton [Araya et al., 2012], we implement a subcontractor based on a convexification of the problem: the objective function and the constraints are approximated

by convex linear relaxations (Taylor extensions in which the expansion point is a corner of the box, see Section 4.5.2), which results in a linear problem. By default in Charibde, Dantzig’s simplex algorithm is invoked once to compute a lower bound of the original problem ; $2n$ additional simplex calls may also contract the domains of the variables on demand (Algorithm 16).

Algorithm 16 Lower bounding and contraction using convexification

```

function CONVEXIFICATION(in-out  $\mathbf{X}$ : box,  $F$ : objective function,  $\mathbf{G}$ : gradient of  $F$ 
on  $\mathbf{X}$ ,  $\mathcal{C}$ : set of constraints)
   $polytope \leftarrow$  CORNERTAYLOR( $\mathbf{X}, \mathcal{C}$ )    ▷ linear convex relaxation of the constraints
   $lb_{lp} \leftarrow$  SIMPLEX( $\mathbf{X}, G, polytope$ )    ▷ lower bounding
  OPTIMALITYREFUTATIONTEST( $\mathbf{X}, lb_{lp}$ )        ▷ Algorithm 10
  X-NEWTON( $\mathbf{X}, polytope$ )                    ▷ contraction of  $2n$  variables
  return  $lb_{lp}$ 
end function

```

Charibde invokes the binding `ocaml-glpk` [Mimram, 2004] to GLPK (GNU Linear Programming Kit), a library for solving large linear problems and mixed problems in FPA. We implement a cheap postprocessing step [Neumaier and Shcherbina, 2004] that determines a rigorous lower bound using IA based on the optimal solution of the linear problem.

[Araya et al., 2012] suggest to compute the linear lower bound lb_{lp} of the original problem by solving the linear problem from scratch, then to solve the additional $2n$ calls by taking the solution of the previous call as an initial feasible basis. Unfortunately, `ocaml-glpk` does not implement this feature. The contraction of variables in Charibde’s X-Newton implementation thus comes with a substantial cost. However, we show in Section 5.4 that most numerical results are achieved without the $2n$ calls of X-Newton.

5.2.4.2 Contraction based on monotonicity

Charibde’s main contractor for constrained problems (Algorithm 15) invokes `Mohc` on the set of constraints \mathcal{C} . An additional call to `MohcRevise` is performed to contract the box \mathbf{X} with respect to the inequality constraint $f(\mathbf{X}) \leq \tilde{f} - \varepsilon$ if the expression of f contains several occurrences of the variables. In this case, only a call to `MinRevise` and a call to `Left/RightNarrowFmin` are required.

Charibde implements a specific procedure for global optimization (Algorithm 17): it may either contract \mathbf{X} into a feasible subbox without losing the minimum of f over \mathbf{X} , or extract an upper bound of the global minimum. Remember that \mathbf{X}^- (see Definition 17) is a subbox of \mathbf{X} obtained by replacing variables with multiples occurrences and with respect to which f is monotonic with one of their bounds (the left bound if f is increasing, the right bound if f is decreasing). By construction, \mathbf{X}^- contains the unconstrained minimizer \mathbf{x}_X^* of f over \mathbf{X} , that is the solution to:

$$\min_{\mathbf{x} \in \mathbf{X}} f(\mathbf{x}) \tag{5.5}$$

If \mathbf{X}^- is feasible, \mathbf{x}_X^* is also the constrained minimizer of f over \mathbf{X} ; in this case, \mathbf{X} can therefore be contracted to \mathbf{X}^- . Otherwise, we attempt to update the best known upper bound \tilde{f} by picking a point within \mathbf{X}^- (for example, its midpoint).

Algorithm 17 Contraction and lower bounding using monotonicity

function MONOTONICITYBASEDCONTRACTION(**in-out** \mathbf{X} : box, F : objective function,
in-out \mathcal{C} : set of constraints)
 $(lb_M, \mathbf{X}^-) \leftarrow \text{MOHCREVISE}(F(\mathbf{X}) \leq \tilde{f} - \varepsilon)$ ▷ monotonicity-based contraction
OPTIMALITYREFUTATIONTEST(\mathbf{X}, lb_M) ▷ Algorithm 10
if \mathbf{X}^- is feasible **then**
 $\mathbf{X} \leftarrow \mathbf{X}^-$ ▷ Definition 17
 $\mathcal{C} \leftarrow \emptyset$
else
UPPERBOUNDUPDATETEST($m(\mathbf{X}^-)$) ▷ Algorithm 11
end if
return lb_M
end function

5.2.5 Contraction and automatic differentiation

The similarities between the double traversal of the syntax tree of the HC4Revise algorithm (Section 4.3.2) and the AD in adjoint mode (Section 3.4.2) were mentioned by [Schichl and Neumaier, 2005]. Since the bottom-up evaluation phase is shared by both algorithms, it can be carried out only once. [Schichl and Neumaier, 2005] even suggest to carry out the top-down phase of the AD *after* the top-down propagation phase of HC4Revise in order to exploit the contracted *intermediary* nodes. The resulting *constrained derivatives* (the infeasible values that have been discarded do not contribute to the computation of the partial derivatives) are tighter than standard derivatives and may be used in derivative-based refutation techniques (Taylor form, Mohc).

Example 14 illustrates the benefits of this approach on the constraint $x + (x + y)^2 - 1 = 0$. Computing the derivatives in the standard way on the box $X \times Y = [0, 1] \times [0, 1]$ yields $\frac{\partial G}{\partial x}(X, Y) = [1, 5]$ and $\frac{\partial G}{\partial y}(X, Y) = [0, 4]$. If however the top-down phase of HC4Revise is exploited, the constrained derivatives are $\frac{\partial G}{\partial x}(X, Y) = [1, 3]$ and $\frac{\partial G}{\partial y}(X, Y) = [0, 2]$. Here, the intermediary node $x + y \in [0, 1]$ obtained after the top-down phase of HC4Revise can be exploited to compute a tighter enclosure of the derivatives.

Example 14 *Let:*

- $g(x, y) = x + (x + y)^2 - 1 = 0$ be an equality constraint ;
- $X = [0, 5]$ and $Y = [0, 5]$.

The elementary operations (the intermediary nodes) are:

$$\begin{aligned} n_1 &:= x + y & n_3 &:= n_2 + x \\ n_2 &:= n_1^2 & n_4 &:= n_3 - 1 \end{aligned} \quad (5.6)$$

The interval evaluation during the bottom-up phase yields:

$$\begin{aligned} N_1 &= X + Y \in [0, 10] \\ N_2 &= N_1^2 \in [0, 100] \\ N_3 &= N_2 + X \in [0, 105] \\ N_4 &= N_3 - 1 \in [-1, 104] \end{aligned} \quad (5.7)$$

We now intersect N_4 with $[0, 0]$ and compute the top-down phase:

$$\begin{aligned} N'_3 &= N_3 \cap (1 + N'_4) = [0, 105] \cap [1, 1] = [1, 1] \\ N'_2 &= N_2 \cap (N'_3 - X) = [0, 100] \cap ([1, 1] - [0, 5]) = [0, 100] \cap [-4, 1] = [0, 1] \\ N'_1 &= N_1 \cap \square(-\sqrt{N'_2}, \sqrt{N'_2}) = [0, 10] \cap [-1, 1] = [0, 1] \\ X' &= X \cap (N'_3 - N'_2) = [0, 5] \cap (1 - [0, 1]) = [0, 5] \cap [0, 1] = [0, 1] \\ X' &= X' \cap (N'_1 - Y) = [0, 1] \cap ([0, 1] - [0, 5]) = [0, 1] \cap [-5, 1] = [0, 1] \\ Y' &= Y \cap (N'_1 - X') = [0, 5] \cap ([0, 1] - [0, 1]) = [0, 5] \cap [-1, 1] = [0, 1] \end{aligned} \quad (5.8)$$

The domains of x and y have both been contracted to $X = Y = [0, 1]$. The node $n_1 = x + y$ has been contracted to $N'_1 = [0, 1]$, while the direct evaluation $X' + Y'$ yields $[0, 2] \supset N'_1$. The relation $x + y \in [0, 1]$ over the box $[0, 1] \times [0, 1]$ is represented in Figure 5.2. The exact domain (colored) is a polytope whose edges are not parallel to the axes, and cannot be represented exactly by a box.

The approach of [Schichl and Neumaier, 2005] exploits the information of the polytope $\{x + y \in [0, 1], x \in [0, 1], y \in [0, 1]\}$ and computes the constrained derivatives:

$$\frac{\partial G}{\partial x}(X, Y) = 1 + 2(X + Y) = 1 + 2N'_1 = 1 + 2[0, 1] = [1, 3] \subset [1, 5] \quad (5.9)$$

$$\frac{\partial G}{\partial y}(X, Y) = 2(X + Y) = 2N'_1 = 2[0, 1] = [0, 2] \subset [0, 4] \quad (5.10)$$

5.2.6 MaxDist: a geometrical search strategy

The order in which the remaining boxes are inserted into the priority queue \mathcal{Q} determines the exploration strategy of the search space (see Section 3.3.3.1). Numerical tests suggest that the "best-first search" strategy is not consistent when the objective function is highly subject to dependency: the lower bound of f over a large box usually provides little information on the actual range of f . The "largest first search" strategy performs a "breadth-first" search that does not lay emphasis on promising subspaces. The "depth-first search" strategy tends to quickly explore the neighborhood of local minima, however it struggles to escape from

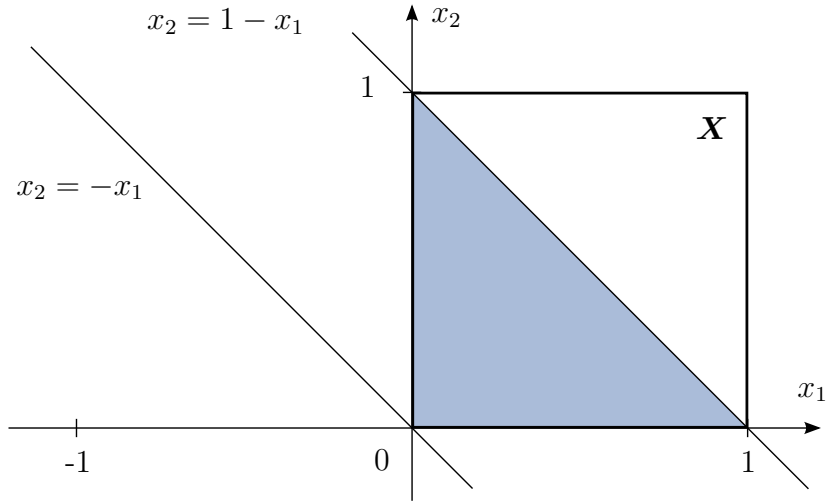


Figure 5.2: Polytope of the relation $x + y \in [0, 1]$

them efficiently. We therefore investigated a new strategy specific to the hybrid algorithm between the IBC and the DE.

We observed that the local convergence of the DE in the neighborhood of a local minimum is excellent. However, when the population of the DE agglutinates and gets stuck at a local minimum, it may be difficult to avoid premature convergence and to explore other areas of the search space. We therefore drew the following conclusions about our hybridization:

- if the global minimizer \mathbf{x}^* is located close to the best known solution $\tilde{\mathbf{x}}$, we hope that the DE will quickly converge towards \mathbf{x}^* ;
- if \mathbf{x}^* is distant from $\tilde{\mathbf{x}}$, the IBC should not explore further the neighborhood of $\tilde{\mathbf{x}}$, and should focus on areas of the search space that are possibly out of reach for the DE.

We now introduce a new search strategy called MaxDist. The idea is to process and hopefully discard the neighborhood of the global minimizer \mathbf{x}^* (a priori not known) only when the best possible upper bound \tilde{f} of the global minimum is available. This is usually an arduous task, on account of the similarity of the values $f(\mathbf{x})$ when \mathbf{x} lives in the neighborhood of \mathbf{x}^* . In order to delay the costly processing of this neighborhood, we propose to extract from \mathcal{Q} the box that is the farthest in the search space from the current solution $\tilde{\mathbf{x}}$. MaxDist thus explores (hopefully promising) areas of the search space that are hardly accessible to the DE.

The notion of distance between a point \mathbf{x} and a box \mathbf{X} is detailed in Algorithm 18. Note that MaxDist is an adaptive strategy: whenever the best known solution $\tilde{\mathbf{x}}$ is updated, \mathcal{Q} is reordered according to the new priorities of the boxes.

Algorithm 18 Distance between a point and a box

```
function DISTANCE( $\mathbf{x}$ : point,  $\mathbf{X}$ : box)
   $d \leftarrow 0$ 
  for  $j = 1$  to  $n$  do
    if  $\overline{X}_j < x_j$  then
       $d \leftarrow d + (x_j - \overline{X}_j)^2$ 
    else if  $x_j < \underline{X}_j$  then
       $d \leftarrow d + (\underline{X}_j - x_j)^2$ 
    end if
  end for
  return  $d$ 
end function
```

In Table 5.1, we compare our strategy MaxDist against the standard strategies "best-first search" and "largest first" on eight optimization problems from the COCONUT benchmark¹. For each problem are given the CPU time (in seconds) and the maximal size $|\mathcal{Q}|_{max}$ of \mathcal{Q} .

Table 5.1: Comparison of exploration strategies

Problem	best-first search		largest first		MaxDist	
	CPU time (s)	$ \mathcal{Q} _{max}$	CPU time (s)	$ \mathcal{Q} _{max}$	CPU time (s)	$ \mathcal{Q} _{max}$
avgasa	6.26	4,301	6.12	39,864	5.7	23
ex2_1_7	47.9	29,530	28.3	78,784	26	19
ex2_1_9	44	111,158	43.6	54,587	37.5	134
ex7_3_5	12	34,430	8.9	14,064	8.42	87
ex6_2_6	2.13	3,800	2.15	2,236	1.96	45
ex6_2_8	3.2	6,377	3.13	4,316	3.03	20
ex6_2_9	3.7	5,428	3.66	2,924	3.47	28
ex6_2_11	2.47	4,928	2.41	2,556	2.28	38
Sum	121.66		98.27		88.36	

These preliminary results suggest that MaxDist is competitive with the standard strategies: the eight test problems are solved with MaxDist in 88.36s, that is 10.1% faster than "largest first" (98.27s) and 27.4% faster than "best-first search" (121.66s). MaxDist also exhibits a remarkably low size of the priority queue (between 19 and 134 boxes at most) compared to "best-first search" (between 3,800 and 111,158 boxes) and "largest first" (between 2,236 and 78,784 boxes). Although this has a limited impact on the insertion time into the priority queue (a binary heap has a logarithmic worst-case time complexity), it may benefit the hybridization between the IBC and the DE: the priority queue can be sent to the DE at low cost in order to update its search space. This technique is described in

¹The COCONUT benchmark is available at <http://www.mat.univie.ac.at/~neum/glopt/coconut/Benchmark/Benchmark.html>

5.3 Differential evolution algorithm

The DE algorithm is a credible candidate for computing an accurate upper bound of the global minimum, thus accelerating the pruning of the search space of the IBC ; it proved very competitive on continuous optimization problems and has few hyperparameters, which makes the tuning of the algorithm less tedious. Whenever the DE improves the best known solution, the corresponding individual and its evaluation are sent to the IBC (Algorithm 19): the evaluation updates the best known upper bound \tilde{f} of the global minimum, and the individual contributes to the computation of the MaxDist exploration strategy (see Section 5.2.6). In return, whenever the IBC evaluates a feasible point that improves the best known solution, the point is injected into the DE population. In order to avoid replacing the whole population through successive injections of IBC points, the same individual is systematically replaced.

Algorithm 19 Charibde: differential evolution algorithm

function DIFFERENTIALEVOLUTION(f : objective function, NP : population size, W : scaling factor, CR : crossover rate, D : domain)
 $P \leftarrow$ initial population randomly generated in D
 $\tilde{f}_{nearest} \leftarrow +\infty$
 $\tilde{f} \leftarrow +\infty$
repeat
 $(\mathbf{x}, f_x) \leftarrow$ MPI_ReceiveFromIBC()
 add \mathbf{x} to P
 $\tilde{f} \leftarrow f_x$
 generate temporary population P' based on P ▷ Algorithm 3
 $P \leftarrow P'$
 $\mathbf{x}_{best} \leftarrow$ BESTINDIVIDUAL(P) ▷ Algorithm 20
RELIABLEEVALUATION($\mathbf{x}_{best}, \tilde{f}_{nearest}, \tilde{f}$)
until termination criteria met
return best individual of P
end function

The cooperation between the DE and the IBC is of critical importance: since the IBC is intrinsically reliable and guarantees the global optimality of the solution even in the presence of roundoff errors, the exchanges between the IBC and the DE must be equally reliable. The robust handling of the objective function (respectively the constraints) is detailed in Section 5.3.1 (respectively Section 5.3.2).

5.3.1 Rigorous objective handling

Let $f_{nearest}$ be the machine implementation of f using the round-to-nearest rounding method. For any \mathbf{x} of the domain of f , $f_{nearest}(\mathbf{x}) \in F(\mathbf{x})$ holds. When \mathbf{x} is feasible with respect to the constraints of the problem, the bound $\overline{F(\mathbf{x})}$ is a reliable upper bound of the global minimum f^* , while nothing can be said about $f_{nearest}(\mathbf{x})$. Two strategies may thus be considered:

- the objective function is systematically evaluated using IA. This amounts to minimizing the function $\mathbf{x} \mapsto \overline{F(\mathbf{x})}$;
- the objective function is evaluated using IA only when the best known evaluation is improved.

The first strategy is the more rigorous, since both the DE and the IBC handle the same objective function $\mathbf{x} \mapsto \overline{F(\mathbf{x})}$ based on IA. However, it induces a higher evaluation cost than an evaluation method based on FPA. The second strategy assumes that $f_{nearest}$ and $\mathbf{x} \mapsto \overline{F(\mathbf{x})}$ have the same monotonicity. Numerical tests on some test problems show that, for given \mathbf{x}_1 and \mathbf{x}_2 , $f_{nearest}(\mathbf{x}_1) > f_{nearest}(\mathbf{x}_2)$ and $\overline{F(\mathbf{x}_1)} < \overline{F(\mathbf{x}_2)}$ hold (Figure 5.3). This proves that the assumption on the monotonicity of $f_{nearest}$ and $\mathbf{x} \mapsto \overline{F(\mathbf{x})}$ does not hold. However, the gap between the round-to-nearest evaluation and the IA evaluation is generally much smaller (around 10^{-15}) than the user-defined tolerance ε .

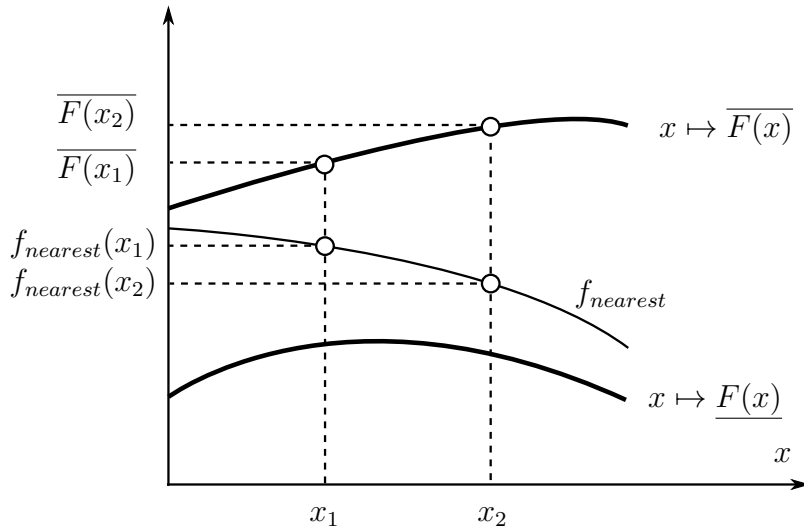


Figure 5.3: Opposite monotonicities of $f_{nearest}$ and $x \mapsto \overline{F(x)}$

This observation motivated the implementation of the second strategy in Charibde. The objective values of the DE individuals are systematically evaluated using FPA ; whenever the best round-to-nearest evaluation is improved, the objective function is rigorously bounded using IA and the right bound of the result if compared with the best known reliable upper bound. If it is improved, the new reliable upper bound is sent to the IBC (Algorithm 20).

This choice substantially reduced the evaluation cost of the DE, while guaranteeing that all the communications between the DE and the IBC are reliable.

Algorithm 20 Reliable evaluation of the best individual

function RELIABLEEVALUATION(\mathbf{x} : best individual, **in-out** $\tilde{f}_{nearest}$: best known evaluation using floating-point arithmetic, **in-out** \tilde{f} : best known reliable evaluation using interval arithmetic)

if \mathbf{x} is feasible **then**

$f_x \leftarrow f_{nearest}(\mathbf{x})$ ▷ round-to-nearest evaluation

if $f_x < \tilde{f}_{nearest}$ **then**

$\tilde{f}_{nearest} \leftarrow f_x$ ▷ update of the best known evaluation

if $F(\mathbf{x}) < \tilde{f}$ **then**

$\tilde{f} \leftarrow \overline{F(\mathbf{x})}$ ▷ update of the best known reliable evaluation

 MPI_SendToIBC(\mathbf{x}, \tilde{f})

end if

end if

end if

end function

5.3.2 Constraint handling

The extension of EAs to constrained optimization was the subject of numerous works. The most common approaches are penalty methods and direct constraint handling (see Section 2.1.1). The latter approach computes the violation of the constraints (the number of violated constraints and their magnitudes) ; we have adapted this strategy within the comparison operator between an individual and its parent. For an individual \mathbf{x} :

- f_x is the objective value of \mathbf{x} ;
- n_x is the number of constraints violated by \mathbf{x} ;
- $s_x := \sum_{j=1}^m \max(0, g_j(\mathbf{x}))$ is the constraint violation (the sum of magnitudes of the constraints violated by \mathbf{x}).

The evaluation of an individual \mathbf{x} can be written as an enumerative type:

- *Infeasible*(n_x, s_x) when \mathbf{x} is infeasible. The objective function is not evaluated ;
- *Feasible*(f_x) when \mathbf{x} is a feasible individual.

5.3.3 Selection by comparison

DE algorithms require a comparison operator (a binary relation) that determines whether an individual \mathbf{y} is better than its parent \mathbf{x} , and should replace it in the population. We propose the following rules:

1. a feasible individual is better than an infeasible individual ;
2. among two feasible individuals, the better one is the one with the lowest objective value ;
3. among two infeasible individuals, the better one is the one with the lowest number of violated constraints, then (in case of a tie) the one with the lowest constraint violation.

The function SELECTIONBYCOMPARISON (Algorithm 21) implements the evaluation of a newly generated individual \mathbf{y} by comparison with its parent \mathbf{x} . The underlying strategy is to exploit the known evaluation of the parent in a refutation test to limit the number of evaluations of the constraints for \mathbf{y} .

5.3.4 Rigorous feasibility

Numerous nonlinear optimization solvers tolerate a slight numerical violation of the constraints (for example, $g(\mathbf{x}) \leq 10^{-6}$ instead of $g(\mathbf{x}) \leq 0$). Such a "pseudo-feasible" point \mathbf{x} (that satisfies these relaxed constraints) brings no reliable information because of numerical errors ; in particular, its objective value cannot be deemed as a reliable upper bound of the global minimum. In practice, its objective value can be lower than the global minimum, or \mathbf{x} can be rather distant from feasible solutions in the search space.

We opted for constraint evaluation using IA ; an individual \mathbf{x} is labeled as "feasible" only when it is numerically guaranteed that it satisfies the constraints of the problem $g_j \leq 0$ ($i \in \{1, \dots, m\}$):

$$\forall i \in \{1, \dots, m\}, \quad \overline{G_j(\mathbf{x})} \leq 0 \quad (5.11)$$

The function RIGOROUSFEASIBILITYMEASURE (Algorithm 22) implements a feasibility evaluation: it evaluates all constraints from \mathcal{C} using IA and measures the number of violated constraints and their magnitudes.

The function RIGOROUSFEASIBILITYTEST (Algorithm 23) is a mere feasibility test: it verifies whether a point is feasible and stops at the first violated constraint.

5.3.5 Refutation using floating-point arithmetic

[Neumaier, 1990] estimated that the evaluation of a function using IA is 2 to 4 times costlier than using FPA. Albeit not rigorous, Charibde exploits the refutation potential and the low

Algorithm 21 Comparison operator between an individual and its parent

function SELECTIONBYCOMPARISON(\mathbf{x} : parent individual, \mathbf{y} : individual, f : objective function, \mathcal{C} : set of constraints)

if \mathbf{x} has evaluation $Infeasible(n_x, s_x)$ **then**

$(feasible_y, n_y, s_y) \leftarrow \text{RIGOROUSFEASIBILITYMEASURE}(\mathbf{y}, \mathcal{C})$ \triangleright Algorithm 22

if $feasible_y$ **then**

return $(\mathbf{y}, Feasible(f(\mathbf{y})))$ \triangleright evaluation of the objective function

else if (n_y, s_y) better than (n_x, s_x) **then**

return $(\mathbf{y}, Infeasible(n_y, s_y))$

else

return $(\mathbf{x}, Infeasible(n_x, s_x))$

end if

else $\triangleright \mathbf{x}$ has evaluation $Feasible(f_x)$

$f_y \leftarrow f(\mathbf{y})$ \triangleright evaluation of the objective function

if $f_y < f_x$ **then**

$feasible_y \leftarrow \text{RIGOROUSFEASIBILITYTEST}(\mathbf{y}, \mathcal{C})$ \triangleright Algorithm 23 or 24

if $feasible_y$ **then**

return $(\mathbf{y}, Feasible(f_y))$

else

return $(\mathbf{x}, Feasible(f_x))$

end if

else $\triangleright \mathbf{y}$ cannot improve the objective function

return $(\mathbf{x}, Feasible(f_x))$

end if

end if

end function

Algorithm 22 Rigorous measure of feasibility

function RIGOROUSFEASIBILITYMEASURE(\mathbf{x} : individual, \mathcal{C} : set of constraints)

$(feasible, violated, violation) \leftarrow (true, 0, 0.)$

for $g_j \in \mathcal{C}$ **do**

if $0 < \overline{G_j(\mathbf{x})}$ **then** \triangleright interval constraint not satisfied

$(feasible, violated, violation) \leftarrow (false, violated + 1, violation + \overline{G_j(\mathbf{x})})$

end if

end for

return $(feasible, violated, violation)$

end function

cost of floating-point evaluations whenever possible. Since the round-to-nearest evaluation $g_{nearest}$ is enclosed by the IA evaluation G , the following relation:

$$g_{nearest}(\mathbf{x}) \leq \overline{G(\mathbf{x})} \quad (5.12)$$

Algorithm 23 Rigorous feasibility test

```
function RIGOROUSFEASIBILITYTEST( $\mathbf{x}$ : individual,  $\mathcal{C}$ : set of constraints)
  for  $g_j \in \mathcal{C}$  do
    if  $0 < \overline{G_j(\mathbf{x})}$  then                                 $\triangleright$  violated interval constraint
      return false
    end if
  end for
  return true
end function
```

holds for any \mathbf{x} . The following refutation test was implemented in the feasibility test of the DE:

$$0 < g_{nearest}(\mathbf{x}) \Rightarrow 0 < \overline{G(\mathbf{x})} \quad (5.13)$$

If the refutation test succeeds ($0 < g_{nearest}(\mathbf{x})$), \mathbf{x} is infeasible with respect to the interval-based feasibility condition (Equation 5.11). The exact value of the constraint is however not known. Otherwise ($g_{nearest}(\mathbf{x}) \leq 0$), the constraint is evaluated using IA in order to determine the sign of $\overline{G(\mathbf{x})}$.

The function RIGOROUSFEASIBILITYTEST (Algorithm 24) exploits the floating-point refutation test (Equation 5.13) to determine the feasibility of a point \mathbf{x} : the constraints are first evaluated in the round-to-nearest mode using FPA, in the hope that the refutation test succeeds at low cost. If FPA evaluations cannot refute \mathbf{x} , the constraints are evaluated using IA.

Algorithm 24 Rigorous feasibility test combining floating-point arithmetic and interval arithmetic

```
function RIGOROUSFEASIBILITYTEST( $\mathbf{x}$ : individual,  $\mathcal{C}$ : set of constraints)
  for  $g_j \in \mathcal{C}$  do
    if  $0 < g_j(\mathbf{x})$  then                                 $\triangleright$  violated constraint
      return false
    end if
  end for
  for  $g_j \in \mathcal{C}$  do
    if  $0 < \overline{G_j(\mathbf{x})}$  then                                 $\triangleright$  violated interval constraint
      return false
    end if
  end for
  return true
end function
```

To demonstrate the validity of the approach, we compared experimentally the performance of the DE using two different versions of the rigorous feasibility test:

- the "IA" version (Algorithm 23) ;
- the "FPA + IA" version (Algorithm 24) exploits the floating-point refutation test (Equation 5.13) and the combined evaluation of FPA and IA.

Table 5.2 compares both approaches on 15 problems from the COCONUT benchmark. The hyperparameters of the DE were set to $(NP, W, CR) = (40, 0.7, 0.9)$, except for ex2_1_7 ($NP = 20$). The second version ("FPA + IA") proves consistently faster than the first version ("IA"). The gain in CPU time ranges from 5% to 60%, and the overall gain is 21%.

Table 5.2: Convergence time for both versions of the rigorous feasibility test

Problem	CPU time (s)		Gain (%)
	"IA" version	"FPA + IA" version	
avgasa	0.43	0.18	59
ex2_1_7	0.58	0.51	11.3
ex2_1_10	0.76	0.63	17.4
ex7_2_1	0.23	0.22	5.6
ex7_2_3	0.32	0.25	20.7
ex7_2_4	0.22	0.20	10.1
ex7_2_6	0.034	0.031	7.2
ex7_2_8	0.19	0.17	9.9
ex7_2_9	0.65	0.50	22.7
expfita	0.14	0.13	5.3
hexagon	0.30	0.20	33.2
hs100	0.15	0.14	5.3
hs118	2.23	1.74	21.7
keane	0.047	0.044	5.9
s365mod	0.14	0.13	8.8
Sum	6.421	5.075	21

Figures 5.4, 5.5 and 5.6 illustrate the evolution of the best known upper bound of the DE (the evaluation of the best individual) for both versions of the rigorous feasibility test. The results show that the "IA" version starts off faster than the "FPA + IA" version on a few problems (ex2_1_10, ex7_2_1, expfita), while the "FPA + IA" version has the edge on the other half of the problems (ex2_1_7, ex7_2_9, keane, s365mod). This can be explained by the fact that an individual \mathbf{y} that improves its parent \mathbf{x} requires $2m$ constraint evaluations (m in FPA + m in IA): consequently, the number of constraints m and the frequency at which an individual is improved have a direct influence on the time of convergence.

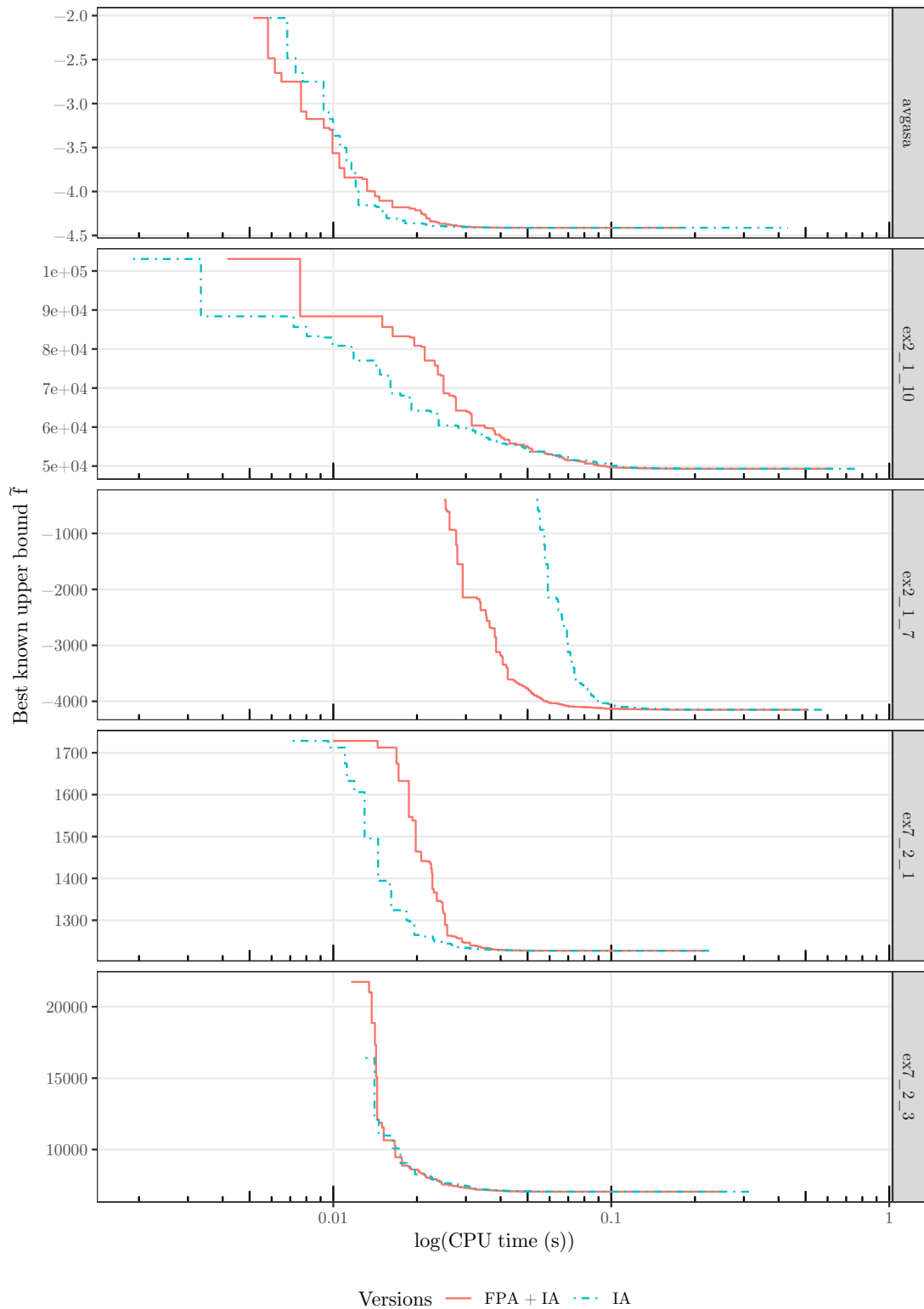


Figure 5.4: Convergence of the differential evolution algorithm with both versions of the rigorous feasibility test (1/3)

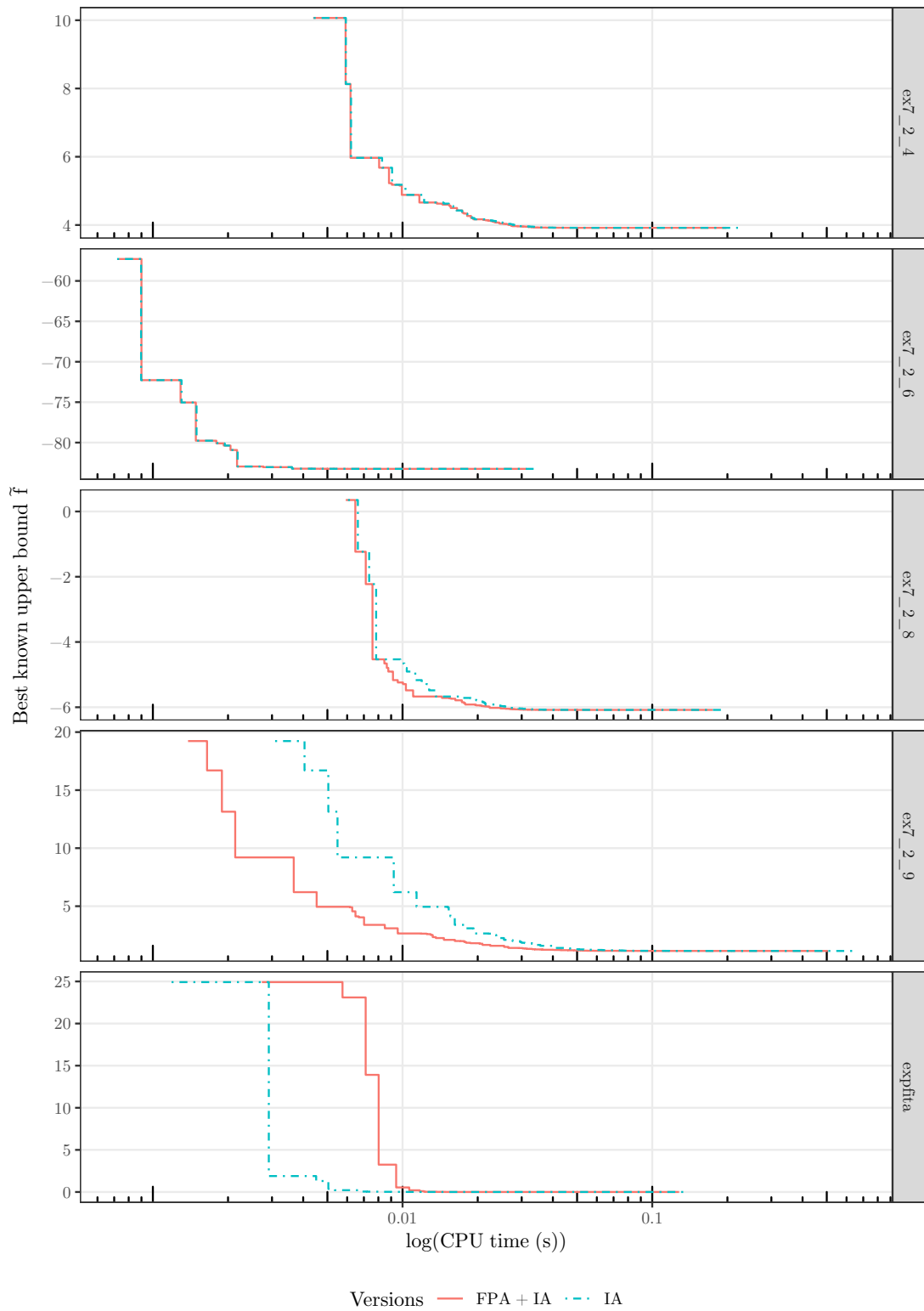


Figure 5.5: Convergence of the differential evolution algorithm with both versions of the rigorous feasibility test (2/3)

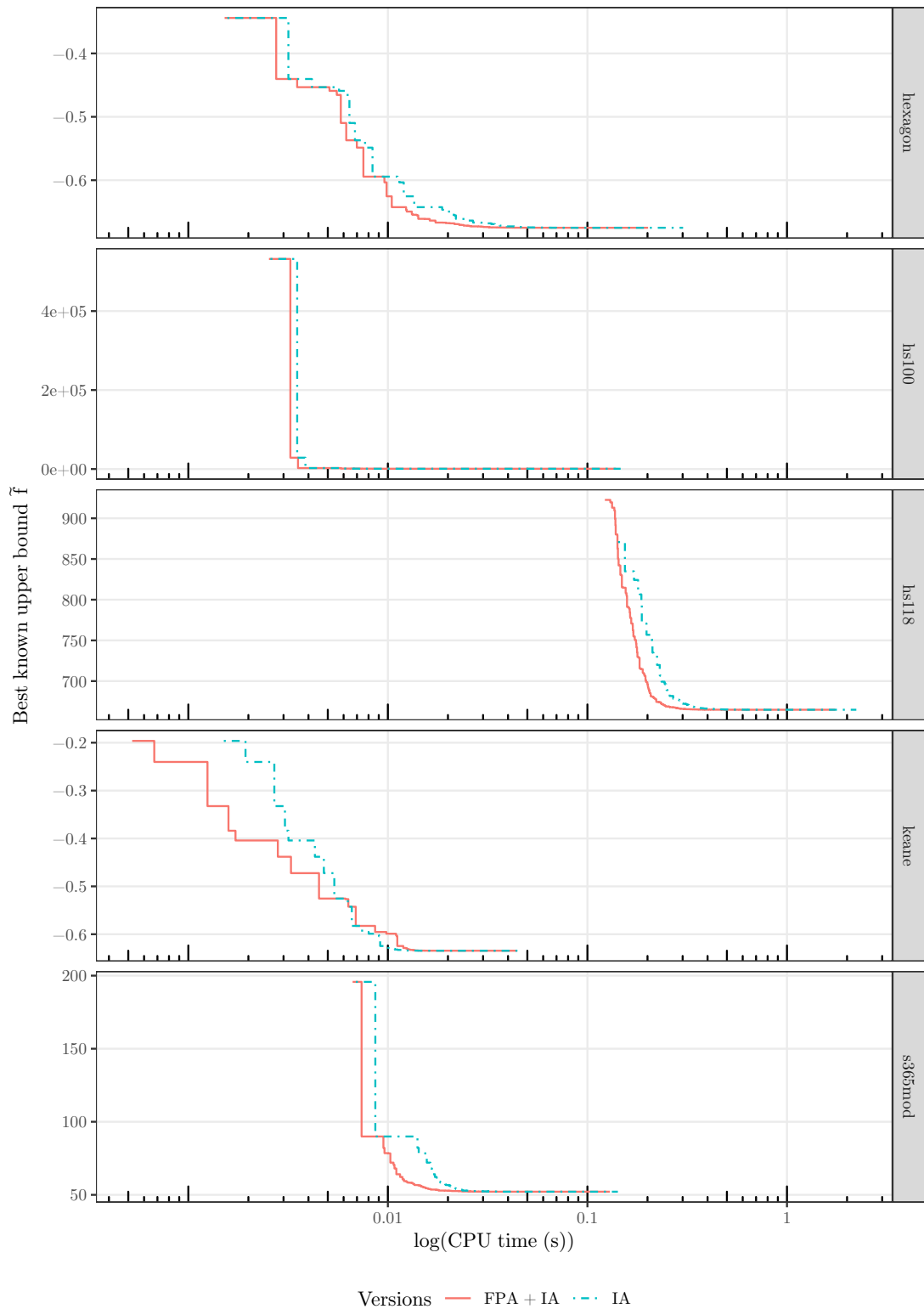


Figure 5.6: Convergence of the differential evolution algorithm with both versions of the rigorous feasibility test (3/3)

5.3.6 Exploiting the interval domain

5.3.6.1 Reduction of the initial domain

The domain of the DE (which corresponds to the initial box of the IBC) may be initially contracted in order to discard infeasible values and avoid exploring infeasible or suboptimal areas of the search space. The initial population of the DE is then initialized within the contracted domain.

Figure 5.7 shows the relative reduction of the volume of the initial domain on a subset of COCONUT problems, where the volume of a box $\mathbf{X} = X_1 \times \dots \times X_n$ is defined as:

$$Vol(\mathbf{X}) := \prod_{i=1}^n w(X_i) \quad (5.14)$$

The initial domains are contracted by a sequence of HC4, 3BCID(HC4) and X-Newton operators. The relative reductions range from 1.7% (s365mod) to 57.8% (expfita). Only the initial domain of the ex_2_1_7 problem could not be contracted.

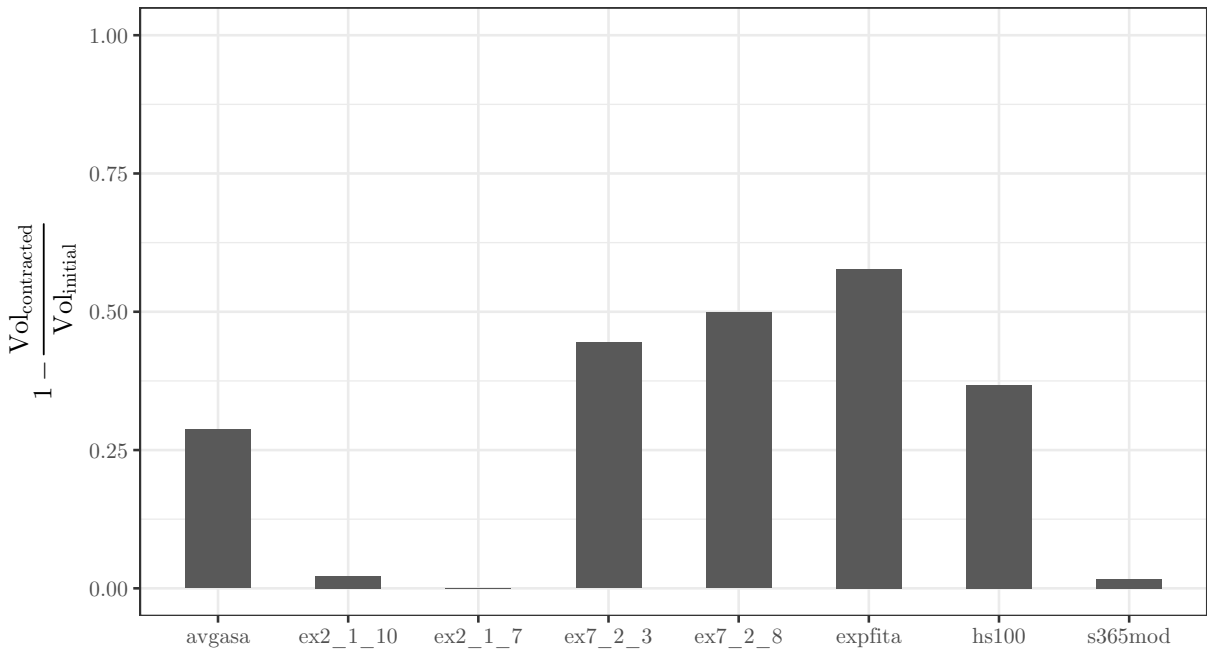


Figure 5.7: Relative reduction of the volume of the initial domain on a subset of test problems

Our approach is similar to that of [Focacci et al., 2003] who suggested the use of a preprocessing phase using constraint programming techniques to reduce the initial search space of a local search method.

5.3.6.2 Periodic reduction of the domain

The priority queue \mathcal{Q} maintained by the IBC contains feasible or undecidable subspaces of the search space. This information may be exploited by the DE in order to avoid evaluating individuals that lie in infeasible or suboptimal areas. We propose a strategy that exploits the remaining boxes in the IBC in order to regularly update the domain of the DE and progressively discard infeasible or suboptimal subspaces. It consists in periodically sending the priority queue \mathcal{Q} of the IBC to the DE ; the latter computes the convex hull $\square\mathcal{Q}$ of all boxes of \mathcal{Q} . The DE population is then (possibly randomly) reinitialized within the new domain $\square\mathcal{Q}$.

In this context, the MaxDist search strategy (Section 5.2.6) exhibits two main advantages:

1. the IBC usually maintains a small priority queue \mathcal{Q} , which limits the cost of sending \mathcal{Q} to the DE as well as the operation of convex hull (both have a linear complexity in the number of boxes) ;
2. by construction, MaxDist processes the boxes at the rim of the domain, which favors the quick reduction of the convex hull of the remaining boxes.

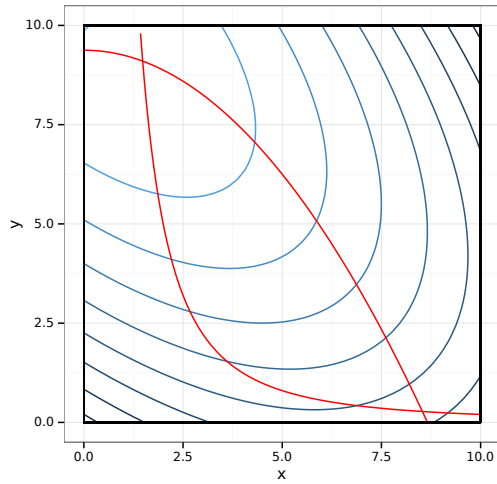
Example 15 shows how the size of the DE domain is reduced with the generations, while retaining the global minimizer.

Example 15 *Let:*

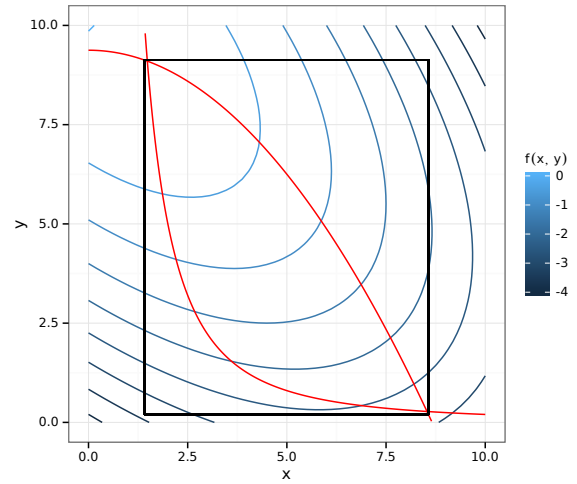
$$\begin{aligned} \min_{(x,y) \in X \times Y} \quad & -\frac{(x+y-10)^2}{30} - \frac{(x-y+10)^2}{120} \\ \text{s.t.} \quad & \frac{20}{x^2} - y \leq 0 \\ & x^2 + 8y - 75 \leq 0 \end{aligned} \tag{5.15}$$

be a constrained optimization problem defined on the box $X \times Y = [0, 10] \times [0, 10]$.

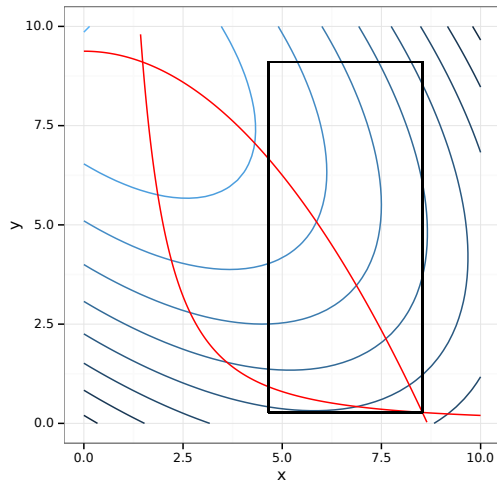
The problem is represented in Figure 5.8a: the frontiers of the two inequality constraints are shown in red and the contours of the objective function are shown in blue. The feasible domain is the banana-shaped domain between the two red curves, and the global minimizer is located at its bottom right corner. Figure 5.8b illustrates the initial domain contracted with respect to the constraints: $(X, Y) = ([1.4142, 8.5674], [0.2, 9.125])$. The two constraints are merely handled one after the other by a 2B operator. Figures 5.8c and 5.8d portray the convex hull of the remaining boxes maintained by the IBC, after 10 and 20 DE generations respectively. The global minimum found by Charibde with a precision $\varepsilon = 10^{-8}$ is $f(x^*, y^*) = f(8.532424, 0.274717) = -2.825296148$. Both constraints are active at the solution. The analytical expression of the solution is $(x^*, y^*) = (\sqrt{\frac{\sqrt{4985+75}}{2}}, \frac{40}{\sqrt{4985+75}}) \simeq (8.532424404, 0.274716723)$.



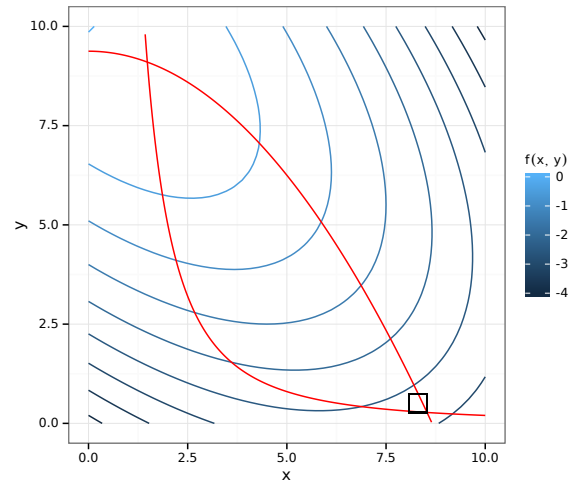
(a) Initial domain



(b) Contracted initial domain



(c) Generation 10



(d) Generation 20

Figure 5.8: Contraction of the domain of the differential evolution algorithm with the generations

Figure 5.9 portrays the evolution of the size of the DE domain (in logarithmic scale) with the number of objective evaluations for 9 COCONUT problems. For these preliminary results, the mechanism that sends the priority queue to the DE and reduces its domain is arbitrarily triggered every 20,000 generations of the DE. The figure highlights the efficiency of the approach ; it quickly contracts the domain by several orders of magnitude and considerably reduces the risk that the DE stays stuck in local minima.

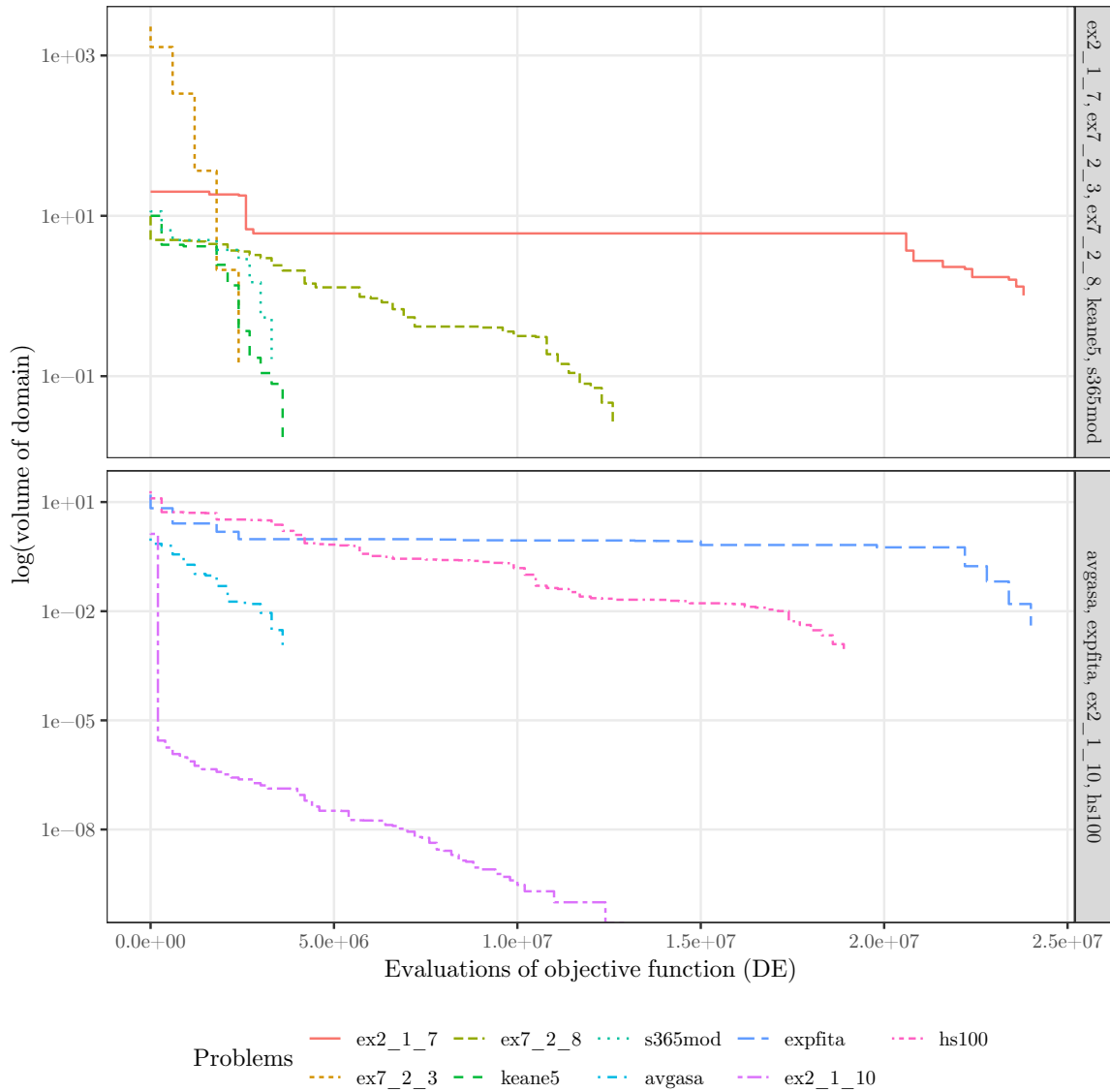


Figure 5.9: Evolution of the volume of the domain (in logarithmic scale) with the number of objective evaluations in the differential evolution algorithm

5.3.6.3 Lazy evaluation

Since the priority queue \mathcal{Q} is now available to the DE, evaluating the constraints at a newly generated individual \mathbf{x} may be carried out in a lazy fashion: if \mathbf{x} does not belong to a box of \mathcal{Q} , it lies outside of the remaining domain of the IBC (\mathbf{x} is therefore either infeasible or suboptimal) and should not be evaluated. Otherwise, only the undetermined constraints (whose evaluation using IA contains 0) on the box that contains \mathbf{x} are evaluated. The enumerative type composed of *Feasible* and *Infeasible* (see Section 5.3.2) may be extended: a third option *Outside* characterizes an individual that lies outside of the remaining domain and therefore has not been evaluated.

Algorithm 25 describes the lazy evaluation function of the DE. If there exists a box \mathbf{X} in \mathcal{Q} that contains the individual \mathbf{x} , only the undetermined constraints on \mathbf{X} are evaluated by the procedure RIGOROUSFEASIBILITYMEASURE (Algorithm 22). If \mathbf{X} is a feasible box, \mathbf{x} is labeled as a feasible point without evaluating the constraints. If \mathbf{x} lies outside of the boxes of \mathcal{Q} , the individual is not evaluated and is labeled *Outside*.

Algorithm 25 Evaluation of an individual with respect to the remaining subspaces

```

function INDIVIDUALEVALUATION( $\mathbf{x}$ : individual,  $\mathcal{Q}$ : priority queue)
  ( $\mathbf{X}, d_{min}$ )  $\leftarrow$  NEARESTBOX( $\mathbf{x}$ ,  $\mathcal{Q}$ ) ▷ Algorithm 26
  if  $d_{min} = 0$  then ▷ individual within remaining domain
    if  $\mathbf{X}$  subject to undetermined constraints  $\mathcal{C}_{\mathbf{X}}$  then
      ( $feasible, n, s$ )  $\leftarrow$  RIGOROUSFEASIBILITYMEASURE( $\mathbf{x}$ ,  $\mathcal{C}_{\mathbf{X}}$ ) ▷ Algorithm 22
      if  $feasible$  then
        return Feasible( $f(\mathbf{x})$ )
      else
        return Infeasible( $n, s$ )
      end if
    else
      return Feasible( $f(\mathbf{x})$ )
    end if
  else
    return Outside ▷ individual outside of domain: no evaluation
  end if
end function

```

Algorithm 26 Computation of the box nearest to a point

```
function NEARESTBOX( $\mathbf{x}$ : point,  $\mathcal{Q}$ : priority queue)
   $\mathbf{X}_{nearest} \leftarrow \emptyset$  ▷ nearest box
   $d_{min} \leftarrow +\infty$  ▷ distance between individual and nearest box
  repeat
     $\mathcal{Q} \leftarrow \mathcal{Q} \setminus \{\mathbf{X}\}$  ▷ box extraction
    if  $\mathbf{x} \in \mathbf{X}$  then ▷ the point belongs to the box
       $d_{min} = 0$ 
       $\mathbf{X}_{nearest} \leftarrow \mathbf{X}$ 
    else
       $d \leftarrow \text{DISTANCE}(\mathbf{x}, \mathbf{X})$  ▷ Algorithm 18
      if  $d < d_{min}$  then
         $d_{min} \leftarrow d$ 
         $\mathbf{X}_{nearest} \leftarrow \mathbf{X}$ 
      end if
    end if
  until  $\mathcal{Q} = \emptyset$  or  $d_{min} = 0$ 
  return  $(\mathbf{X}_{nearest}, d_{min})$ 
end function
```

5.4 Comparison of solvers on the COCONUT benchmark

GlobSol, IBBA and Ibex are nowadays the most efficient rigorous solvers for constrained optimization. Although they share a common skeleton of IBB, they embed distinct contraction techniques. GlobSol [Kearfott, 1996b, Kearfott and Hongthong, 2005] computes linear relaxations based on a reformulation-linearization technique. IBBA [Ninin et al., 2010] invokes the evaluation-propagation algorithm, and computes a relaxation of the feasible set using the AF2 variant of affine arithmetic. Ibex [Chabert and Jaulin, 2009a] is a powerful solver dedicated to numerical constraint satisfaction and global optimization ; it embeds the majority of the most recent and efficient contractors (HC4, 3B, Mohc, CID, X-Newton).

5.4.1 COCONUT benchmark

[Araya et al., 2012] selected a subset of 11 COCONUT constrained problems that are particularly challenging for rigorous solvers: ex2_1_7, ex2_1_9, ex6_2_6, ex6_2_8, ex6_2_9, ex6_2_11, ex6_2_12, ex7_2_3, ex7_3_5, ex14_1_7 and ex14_2_7. The smallest instance counts 3 variables and one constraint, while the largest counts 20 variables and 10 constraints. Due to numerical instabilities ("assert failure"), the linear programming library ocaml-glpk interrupts the execution of Charibde on problems ex6_1_1, ex6_1_3 et ex_6_2_10, for which no results will be shown.

The test problems are described in Table 5.3. The second and third columns give

respectively the number of variables n and the number of constraints m . The fourth (resp. fifth) column specifies the type of the objective function (resp. the constraints): L is linear, Q is quadratic and NL is nonlinear. The logsize of the domain \mathbf{D} (sixth column) is $\log\left(\prod_{i=1}^n(\overline{D}_i - \underline{D}_i)\right)$.

Table 5.3: Description of difficult COCONUT problems

Problem	n	m	Type		Domain logsize
			f	g_j, h_j	
ex2_1_7	20	10	Q	L	$+\infty$
ex2_1_9	10	1	Q	L	$+\infty$
ex6_2_6	3	1	NL	L	$-3 \cdot 10^{-6}$
ex6_2_8	3	1	NL	L	$-3 \cdot 10^{-6}$
ex6_2_9	4	2	NL	L	-2.77
ex6_2_11	3	1	NL	L	$-3 \cdot 10^{-6}$
ex6_2_12	4	2	NL	L	-2.77
ex7_2_3	8	6	L	NL	61.90
ex7_3_5	13	15	L	NL	$+\infty$
ex14_1_7	10	17	L	NL	23.03
ex14_2_7	6	9	L	NL	$+\infty$

5.4.2 Numerical results

In Table 5.4, we compare the rigorous solvers GlobSol, IBBA (results available in [Ninin et al., 2010]), Ibex (results available in [Araya et al., 2012]) and Charibde on the benchmark of 11 optimization problems, along with the non rigorous solvers Couenne and BARON. For each problem, the first line shows the CPU time (in seconds) and the second line shows the number of bisections. The value of the precision is identical for all six solvers ($\varepsilon = 10^{-8}$), as well as the relaxation factor for the equality constraints ($\varepsilon_{=} = 10^{-8}$). TO (timeout) indicates that convergence was not achieved within an hour.

Two different CPU times are given for Charibde on problems ex6_2_6, ex6_2_8, ex6_2_9, ex6_2_11 and ex6_2_12: the second value corresponds to the convergence time on the original problem, while the first value is the convergence time on an automatically reformulated version of the problem (see following paragraphs).

The results of GlobSol (commercial solver) are not available for all test problems ; are shown only the results given in [Ninin et al., 2010]. Only the CPU time of the best Ibex strategy (call to the simplex method, to X-NewIter or to X-Newton) for each problem is provided here ; the reader can refer to [Araya et al., 2012] for more details. Charibde was run on an Intel Xeon(R) CPU E31270 @ 3.40GHz x 8 with 7.8 GB of RAM. Couenne and BARON (only the commercial version of the code is available) were run on the NEOS server [Gropp and Moré, 1997] on 2 Intel Xeon X5660 @ 2.8GHz x 12 with 64 GB of RAM.

Table 5.4: Comparison of solvers GlobSol, IBBA, Ibex, Charibde, Couenne and BARON on 11 COCONUT problems: CPU time (in s) and number of bisections

Problem	Rigorous				Non rigorous	
	GlobSol	IBBA	Ibex	Charibde	Couenne	BARON
ex2_1_7		16.7	7.74	26	476	16.23
		1574	1344	67249		
ex2_1_9		154	9.07	36	3.01	3.58
		60007	5760	328056		
ex6_2_6	306	1575	136	1.96/6.92	TO	5.7
		922664	61969	15787		
ex6_2_8	204	458	59.3	2.77/10.66	TO	TO
		265276	25168	23047		
ex6_2_9	463	523	25.2	2.76/4.54	TO	TO
		203775	27892	34591		
ex6_2_11	273	140	7.51	1.97/2.76	TO	TO
		83487	8498	26952		
ex6_2_12	196	112	22.2	8.7/10.75	TO	TO
		58231	7954	127198		
ex7_2_3		TO	544	1.59	TO	TO
			611438	743		
ex7_3_5		TO	28.91	8.8	TO	4.95
			5519	36072		
ex14_1_7		TO	406	4	13.86	0.56
			156834	8065		
ex14_2_7		TO	66.39	0.3	0.01	0.02
			12555	587		
Sum	> 1442	TO	1312.32	94.85/112.32	TO	TO

IBBA and Ibex were run on similar processors (Intel x86, 3GHz). The difference in CPU time between computers is about 10% [Araya et al., 2014], which makes the comparison quite fair.

The hyperparameters of Charibde for the test problems are shown in Table 5.5 ; NP is the DE population size, the bisection schemes are briefly presented in Section 3.3.3.2, η is the fixed-point ratio, and the lower-bounding convexification method and the X-Newton contractor (Section 4.5.2) can be toggled on or off. The scaling factor $W = 0.7$, the crossover rate $CR = 0.9$ and the MaxDist heuristic are common for all test problems. Tuning the hyperparameters is generally problem-dependent, and requires structural knowledge about the problem: the population size NP may be set according to the dimension and the number of local minima, the crossover rate CR is related to the separability of the problem, and the techniques based on convexification have little influence for problems with few constraints, but are cheap when the constraints are linear.

Table 5.5: Hyperparameters of Charibde on 11 COCONUT problems

Problem	NP	Bisection scheme	η	Convexification	X-Newton
ex2_1_7	20	RR	0.9	✓	✓
ex2_1_9	100	RR	0.8	✓	
ex6_2_6	30	Smear	0	✓	
ex6_2_8	30	Smear	0	✓	
ex6_2_9	70	Smear	0		
ex6_2_11	35	Smear	0		
ex6_2_12	35	RR	0	✓	
ex7_2_3	40	Largest	0	✓	✓
ex7_3_5	30	RR	0	✓	
ex14_1_7	40	RR	0	✓	
ex14_2_7	40	RR	0	✓	

Charibde surpasses Ibex on 9 out of the 11 test problems, IBBA on 10 out of 11 problems and GlobSol on all the available problems. The cumulated CPU time over the 11 test problems shows that Charibde (112.32s, 94.85s on the reformulated instances) improves the performances of Ibex by an order of magnitude (1312.32s) on this benchmark. The low number of bisections, in particular on the first two problems, suggests that Ibex adopts a resolution strategy based on strong filtering. On the contrary, Charibde performs more bisections, although the convergence time is often lower (problems ex6_2_9, ex6_2_11, ex6_2_12, ex7_3_5). Figure 5.10 illustrates how the fraction of solved problems evolves with time (in logarithmic scale) for both Ibex and Charibde.

Charibde also proves highly competitive against the non rigorous solvers Couenne and BARON. The latter are faster or have similar CPU times on some of the 11 problems, however they both timeout on at least five problems (seven for Couenne, five for BARON). Overall, Charibde seems more robust and solves all the problems of the benchmark, while providing a numerical proof of optimality. Surprisingly, the convergence times do not seem

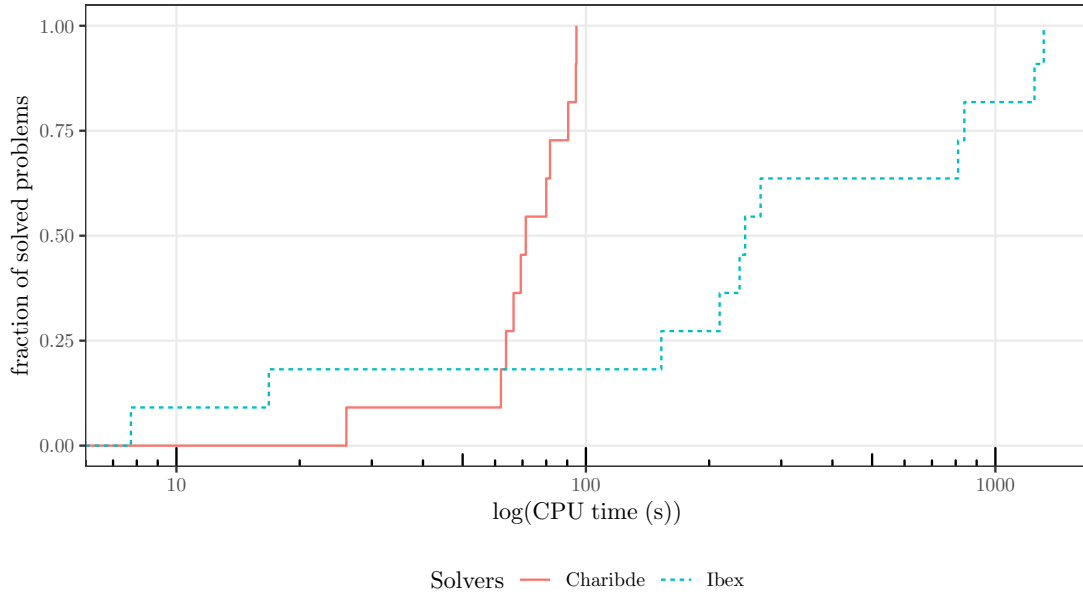


Figure 5.10: Fraction of solved COCONUT problems with respect to time for Ibex and Charibde

directly related to the dimensions of the instances. They may be explained by the nature of the objective function and constraints (in particular, Charibde seems to struggle when the objective function is quadratic) and the dependency induced by the multiple occurrences of the variables.

5.4.2.1 Automatic reformulation of problems ex6_2_6 and ex6_2_8

The objective function was automatically reformulated following a simple rule: factors of variables x_1, x_2, x_3 were collected to obtain an expression similar to:

$$f(\mathbf{x}) = x_1 f_1(x_1, x_2, x_3) + x_2 f_2(x_1, x_2, x_3) + x_3 f_3(x_1, x_2, x_3) \quad (5.16)$$

where f_1, f_2 and f_3 contain logarithmic terms and constants. This symbolic rewriting reduces the dependency problem in the expression of f and improves the quality of enclosure by IA.

5.4.2.2 Automatic reformulation of problems ex6_2_9, ex6_2_11 and ex6_2_12

A reformulation similar to that of problems ex6_2_6 and ex6_2_8 was carried out. In addition, a basic rewriting of logarithmic terms eliminates the dependency effect within each term:

$$\log\left(\frac{x_i}{ax_i + bx_j + cx_k}\right) = \log\left(\frac{1}{a + \frac{bx_j + cx_k}{x_i}}\right) = -\log\left(a + \frac{bx_j + cx_k}{x_i}\right) \quad (5.17)$$

5.4.2.3 Note on problem ex7_2_3

Problem ex7_2_3 is an arduous challenge. Even the best solvers struggle to solve it (544s for Ibex) ; [Araya et al., 2012] explains that Ibex converges within reasonable time only when the gradients are computed using Hansen’s recursive variant. However, Charibde reaches convergence in 1.6s: the upper bound $\tilde{f} = 7049.248020528667439$ quickly obtained by the DE (4,663 generations, that is 0.31s) intensifies the pruning in the IBC in a surprising manner.

It can be shown that, when the best known upper bound is located within the range $\tilde{f} \in [7049.2480205\mathbf{28667439}, 7049.2480205\mathbf{344641}]$, Charibde’s IBC converges in less than 2s. This suggests that it reaches fast convergence when the global minimum is approximated with a precision $5.8 \cdot 10^{-9}$, that is yet lower than the asked precision ($\varepsilon = 10^{-8}$)!

5.5 Conclusion

Our cooperative solver Charibde combines the efficiency of EAs and the reliability of IA to boost the convergence of traditional methods and certify optimality for difficult optimization problems. The DE and the IBC run individually and exchange best known upper bound, best individual and remaining domain in order to intensify the pruning of the search space and to prevent convergence towards local minima. Preliminary results show that Charibde improves the performances of Ibex by an order of magnitude on a subset of difficult COCONUT problems.

Much like the algorithm of [Alliot et al., 2012a], Charibde is a generic framework, likely to solve optimization problems stemming from various fields of application. Numerous numerical techniques can exploit the structure of the problem (decomposability, differentiability, monotonicity) and greatly accelerate convergence. In particular, combining constraint programming and automatic differentiation (see Section 5.2.5) exploits the contraction of the intermediary nodes and computes tighter partial derivatives for gradient-based refutation tests.

Chapter 6

New global minima of multimodal problems

Contents

7.1	Lennard-Jones potential	111
7.2	Lennard-Jones cluster problem	112
7.2.1	Minimum-energy spatial configuration	112
7.2.2	An open problem	112
7.3	The first rigorous proof of optimality for 5 atoms	113
7.3.1	Dependency reduction	113
7.3.2	Symmetry breaking	113
7.3.3	Proof of optimality	114
7.3.4	Comparison with state-of-the-art solvers	116

In this section, we present new optimality results for five n -dimensional test problems that are highly multimodal: Michalewicz [Michalewicz, 1996], Sine Envelope Sine Wave, Eggholder [Whitley et al., 1996], Keane [Keane, 1994] and Rana [Whitley et al., 1996]. We provide the global minima for various instances and the corresponding solutions. f_n^* denotes the global minimum of f for a given value of the dimension n .

Section 6.1 introduces the expressions, domains and best known solutions of the five test problems. The new optima certified by Charibde are provided in Section 6.2. We compare Charibde with standalone DE and IBC algorithms on a particular instance of each problem in Section 6.3. In Section 6.4, we compare Charibde against NLP solvers (Ipopt, LOQO, Minos), metaheuristics (PGAPack, PSwarm) and the spatial branch and bound solver Couenne [Belotti et al., 2009].

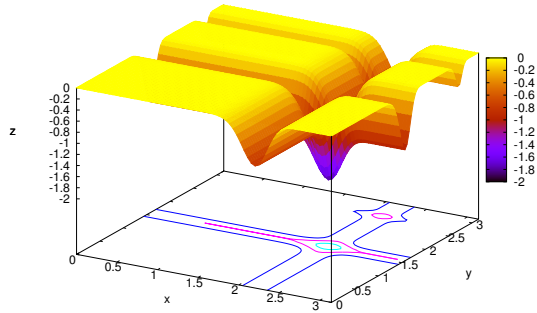
6.1 Multimodal test functions

1. The Michalewicz function is a separable function, and is highly multimodal (it has around $n!$ local optima). The best known solutions for up to 50 variables were achieved by [Mishra, 2006] using a repulsive particle swarm optimization algorithm: $f_{10}^* = -9.6602$, $f_{20}^* = -19.6370$, $f_{30}^* = -29.6309$, $f_{50}^* = -49.6248$.
Few results were obtained using global deterministic methods ; the rugged surface of the function is an arduous challenge for global optimization methods. [Alliot et al., 2012a] claim to have found the global minimum for $n = 12$ with a precision $\varepsilon = 10^{-4}$ in 6,000s: $f_{12}^* = -11.64957$. However, their implementation is flawed: boxes whose size is smaller than 10^{-3} are discarded without being further explored. Since the search is not exhaustive, the optimality cannot be guaranteed. In comparison, Charibde achieves convergence on this instance in 0.03s ;
2. The best known solution for the Sine Envelope Sine Wave function is $f_2^* = f_2(-1.1773, -1.6985) = -1.4915$ [Pohl et al., 2010] ;
3. The best known solution for the Eggholder function is $f_2^* = -959.641$ [Oplatková, 2008] ;
4. The best known solutions for Keane’s problem are $f_2^* = -0.36497975$, $f_3^* = -0.51578550$, $f_4^* = -0.62228103$ and $f_5^* = -0.63444869$ [Kang et al., 2002] ;
5. The best known solution for Rana’s function is $f_2^* = f_2(-488.63, 512) = -511.7329$ [Tao and Wang, 2007].

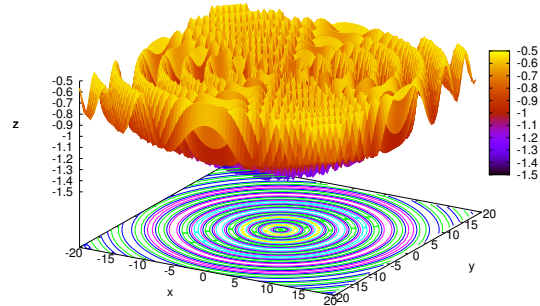
Table 6.1: Expressions and domains of the multimodal test problems

Problem	Expression	Domain
Michalewicz	$-\sum_{i=1}^n \sin(x_i) \left[\sin\left(\frac{ix_i^2}{\pi}\right) \right]^{20}$	$[0, \pi]^n$
Sine Envelope	$-\sum_{i=1}^{n-1} \left(0.5 + \frac{\sin^2(\sqrt{x_{i+1}^2 + x_i^2} - 0.5)}{(0.001(x_{i+1}^2 + x_i^2) + 1)^2} \right)$	$[-100, 100]^n$
Eggholder	$-\sum_{i=1}^{n-1} \left[(x_{i+1} + 47) \sin\left(\sqrt{ x_{i+1} + 47 + \frac{x_i}{2} }\right) + x_i \sin\left(\sqrt{ x_i - (x_{i+1} + 47) }\right) \right]$	$[-512, 512]^n$
Keane	$-\frac{ \sum_{i=1}^n \cos^4(x_i) - 2 \prod_{i=1}^n \cos^2(x_i) }{\sqrt{\sum_{i=1}^n ix_i^2}}$ s.t. $0.75 \leq \prod_{i=1}^n x_i$ and $\sum_{i=1}^n x_i \leq 7.5n$	$[0, 10]^n$
Rana	$\sum_{i=1}^{n-1} \left(x_i \cos \sqrt{ x_{i+1} + x_i + 1 } \sin \sqrt{ x_{i+1} - x_i + 1 } + (1 + x_{i+1}) \sin \sqrt{ x_{i+1} + x_i + 1 } \cos \sqrt{ x_{i+1} - x_i + 1 } \right)$	$[-512, 512]^n$

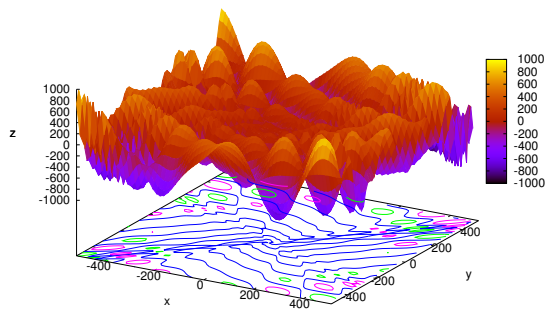
The expressions and domains of the five multimodal test problems are given in Table 6.1. Keane's problem is the only nonlinearly constrained problem ; the others are bound constrained problems. Figure 6.1 portrays the surfaces of the test problems for $n = 2$.



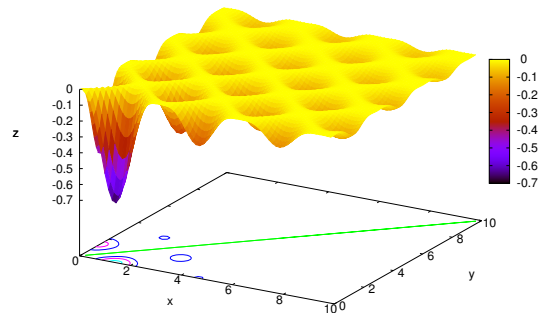
(a) Michalewicz



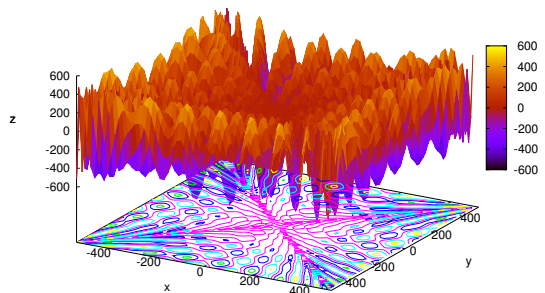
(b) Sine Envelope Sine Wave



(c) Eggholder



(d) Keane



(e) Rana

Figure 6.1: Multimodal test problems ($n = 2$)

6.2 Numerical results

Charibde converges within a reasonable time on the following instances:

- up to 70 variables for the Michalewicz function ;
- up to 5 variables for the Sine Envelope Sine Wave function ;
- up to 10 variables for the Eggholder function ;
- up to 5 variables for Keane’s problem ;
- up to 7 variables for Rana’s function.

The problems Eggholder, Keane and Rana contain absolute values ; the absolute value function is not differentiable at $x = 0$, which hinders the computation of gradients. Based on the suggestion of [Kearfott, 1996a] to use its subgradient, Charibde computes a straightforward enclosure of gradients using AD:

$$|\cdot|'(X) = \begin{cases} [-1, -1] & \text{if } \overline{X} < 0 \\ [1, 1] & \text{if } \underline{X} > 0 \\ [-1, 1] & \text{otherwise} \end{cases} \quad (6.1)$$

Table 6.3 details the average and maximum CPU times (in seconds) and the average number of evaluations (NE) of the objective function f , its interval extension F and the gradient ∇F after 100 runs of Charibde. The hyperparameters of Charibde used on the various instances are given in Table 6.2.

Table 6.2: Hyperparameters of Charibde for the multimodal test problems

Hyperparameter	Michalewicz	Sine Envelope	Eggholder	Keane	Rana
ε (precision)	10^{-8}	10^{-6}	10^{-8}	10^{-8}	10^{-8}
NP (population size)	10 to 70	50	50	30	50
W (scaling factor)	0.7	0.7	0.7	0.7	0.7
CR (crossover rate)	0	0.9	0.4	0.9	0.5
Bisection scheme	RR	RR	Largest	Largest	RR
Search strategy	MaxDist	MaxDist	MaxDist	MaxDist	MaxDist
η (fixed-point ratio)	0	0.8	0.8	0	0.9

Table 6.3: Average and maximum CPU time (in seconds) and average number of evaluations (NE) after 100 runs of Charibde for the multimodal test problems

	n	Average time	Max. time	NE f	NE F (DE)	NE F (IBC)	NE ∇F
Michalewicz	10	0.018	0.022	2,601	54.5	1,015.6	633
	20	0.092	0.13	12,987	182.1	8,552.9	6,623.6
	30	0.32	0.39	41,016	397	33,403.8	28,260.8
	40	1.37	1.49	141,978	655.9	146,354.4	129,950.1
	50	5.09	6.39	427,344	852.7	515,656.9	468,812.3
	60	26.08	34.61	1,815,786.4	1,106.6	2,806,303.5	2,608,734
	70	94.14	113.3	5,363,505.3	1,288.8	10,088,068.6	9,482,448.7
Sine	2	0.33	0.57	697,975	9.7	102,105.4	45,449.2
	3	2.10	2.15	2,657,588.1	16.6	473,732.4	264,384.9
	4	24.29	25.43	21,673,266.5	31.3	4,144,215.5	2,543,524
	5	194.25	195.7	142,043,888.5	51.4	29,603,730.4	19,362,164.1
Eggholder	2	0.0035	0.005	3,325	9.1	484.3	163.2
	3	0.05	0.067	73,830	69.1	9,703.7	5,648.1
	4	0.18	0.26	201,585	105.1	28,070.2	16,266.1
	5	1.72	1.87	1,523,307.6	146	270,582.5	181,441.3
	6	4.45	5.17	2,920,999	582.7	628,228.7	413,157.5
	7	8.37	8.49	5,115,327.3	146.7	1,107,179.1	716,550.8
	8	28.52	28.7	13,250,573.8	158.2	3,478,698.3	2,208,158
	9	185.47	187.42	76,566,411.1	550	20,526,451.9	15,084,418.4
	10	606.44	621.11	229,408,972.7	504.3	64,625,870.1	46,654,258.9
	Keane	2	0.012	0.023	9,824.9	99.8	653.9
3		0.047	0.061	43,334.3	70.8	3,140.8	698.6
4		0.41	0.74	386,745.8	157.3	31,236.5	6,863.2
5		2.72	3.11	1,804,713	158.8	188,803.6	42,587.4
Rana	2	0.011	0.014	12,855	39.8	1,513.9	439.3
	3	0.13	0.13	199,770	41	21,645	8,068.1
	4	1.44	1.56	1,613,409.2	64.7	187,906.9	78,977.9
	5	18.85	19.13	15,819,144.5	89	2,055,106.5	957,616.6
	6	247.29	248.98	161,239,558.6	78.5	23,158,792.9	11,753,033

6.2.1 Note on the Michalewicz function

The separability of the function allows to find global minima on quite large instances. Choosing a value $CR = 0$ for the crossover rate has a decisive influence on the convergence of the DE in Charibde: a newly generated individual will differ from its parent by only one component. It becomes straightforward to independently optimize terms of f that depend on a single variable.

6.2.2 Note on Rana's function

Charibde converges within a reasonable time for up to 4 variables on the original syntax (Table 6.1). However, rewriting the expression of f drastically reduces the computation time and allows to solve instances with up to 7 variables. Applying the trigonometric identity $\forall(u, v) \in \mathbb{R}^2, \cos u \sin v = \frac{1}{2}(\sin(u + v) - \sin(u - v))$ to f_n , we get:

$$f_n(\mathbf{x}) = \frac{1}{2} \sum_{i=1}^{n-1} \left((x_{i+1} + 1 + x_i) \sin(\sqrt{|x_{i+1} + x_i + 1|} + \sqrt{|x_{i+1} - x_i + 1|}) - (x_{i+1} + 1 - x_i) \sin(\sqrt{|x_{i+1} - x_i + 1|} - \sqrt{|x_{i+1} + x_i + 1|}) \right) \quad (6.2)$$

Table 6.4 compares the convergence time of Charibde between the original syntax and the proposed reformulation (Equation 6.2). TO (timeout) indicates that convergence was not achieved within an hour.

Table 6.4: Convergence time of Charibde for two syntaxes of Rana's function

n	CPU time (s)	
	Original syntax	Reformulation
2	0.25	0.009
3	6.5	0.12
4	254	1.45
5	TO	18.5
6	TO	244
7	TO	3300

6.2.3 Global minima and corresponding solutions

The global minima and the corresponding solutions of the Sine Envelope Sine Wave, Eggholder, Keane and Rana problems are provided in Table 6.5. Charibde provided a numerical proof of optimality for a precision $\varepsilon = 10^{-8}$.

Table 6.5: Global minima and corresponding solutions of the Sine Envelope Sine Wave, Eggholder, Keane and Rana problems ($\varepsilon = 10^{-8}$)

	n	f_n^*	x_n^*
Sine	2	-1.4914953	(-0.086537, 2.064868)
	3	-2.9829906	(1.845281, -0.930648, 1.845281)
	4	-4.4744859	(2.066680, 0.001365, 2.066680, 0.001422)
	5	-5.9659811	(-1.906893, -0.796823, 1.906893, 0.796823, -1.906893)
Eggholder	2	-959.6406627	(512, 404.231805)
	3	-1888.3213909	(481.462894, 436.929541, 451.769713)
	4	-2808.1847922	(482.427433, 432.953312, 446.959624, 460.488762)
	5	-3719.7248363	(485.589834, 436.123707, 451.083199, 466.431218, 421.958519)
	6	-4625.1447737	(480.343729, 430.864212, 444.246857, 456.599885, 470.538525, 426.043891)
	7	-5548.9775483	(483.116792, 438.587598, 453.927920, 470.278609, 425.874994, 441.797326, 455.987180)
	8	-6467.0193267	(481.138627, 431.661180, 445.281208, 458.080834, 472.765498, 428.316909, 443.566304, 457.526007)
	9	-7376.2797668	(482.785353, 438.255330, 453.495379, 469.651208, 425.235102, 440.658933, 454.142063, 468.699867, 424.215061)
	10	-8291.2400675	(480.852413, 431.374221, 444.908694, 457.547223, 471.962527, 427.497291, 442.091345, 455.119420, 469.429312, 424.940608)
	Keane	2	-0.3649797
3		-0.5157855	(3.042963, 1.482875, 0.166211)
4		-0.6222810	(3.065318, 1.531047, 0.405617, 0.393987)
5		-0.6344487	(3.075819, 2.991995, 1.475794, 0.236691, 0.233309)
Rana	2	-511.7328819	(-488.632577, 512)
	3	-1023.4166105	(-512, -512, -511.995602)
	4	-1535.1243381	(-512, -512, -512, -511.995602)
	5	-2046.8320657	(-512, -512, -512, -512, -511.995602)
	6	-2558.5397934	(-512, -512, -512, -512, -512, -511.995602)
	7	-3070.2475210	(-512, -512, -512, -512, -512, -512, -511.995602)

The global minima and the corresponding solutions of the Michalewicz function for $n \in \{10, 20, 30, 40, 50, 60, 70\}$ are provided in Table 6.6 and Table 6.7, respectively. Since the function is separable, only the solution for $n = 70$ is given ; the solution for a smaller instance of size $k < 70$ can be inferred by taking the k first components of the given vector.

Table 6.6: Global minima of the Michalewicz function ($\varepsilon = 10^{-8}$)

n	f_n^*
10	-9.66015171564
20	-19.63701359935
30	-29.63088385032
40	-39.62674886468
50	-49.62483231828
60	-59.62314622857
70	-69.62222020764

Table 6.7: Global minimizer of the Michalewicz function for $n = 1$ to 70

(2.202905,	1.5707963,	1.2849915,	1.9230584,	1.7204697,
1.5707963,	1.4544139,	1.7560865,	1.6557174,	1.5707963,
1.4977288,	1.6966163,	1.6300760,	1.5707963,	1.5175461,
1.6660645,	1.6163286,	1.5707963,	1.5289070,	1.6474563,
1.6077572,	1.5707963,	1.5362725,	1.6349315,	1.6019018,
1.5707963,	1.5414351,	1.6259253,	1.5976479,	1.5707963,
1.5452545,	1.6191375,	1.5944175,	1.5707963,	1.5481947,
1.6138382,	1.5918810,	1.5707963,	1.5505278,	1.6095861,
1.5898364,	1.5707963,	1.5524243,	1.6060986,	1.5881533,
1.5707963,	1.5539962,	1.6031866,	1.5867435,	1.5707963,
1.5553204,	1.6007184,	1.5855456,	1.5707963,	1.5564510,
1.5985997,	1.5845151,	1.5707963,	1.5574277,	1.5967613,
1.5836191,	1.5707963,	1.5582799,	1.5951509,	1.5828331,
1.5707963,	1.5590300,	1.5937286,	1.5821378,	1.5707963)

Figure 6.2 illustrates the average convergence time of Charibde (in logarithmic scale) plotted against the size of the instances of the test problems ; it corroborates the exponential complexity of IBB algorithms with the number of variables.

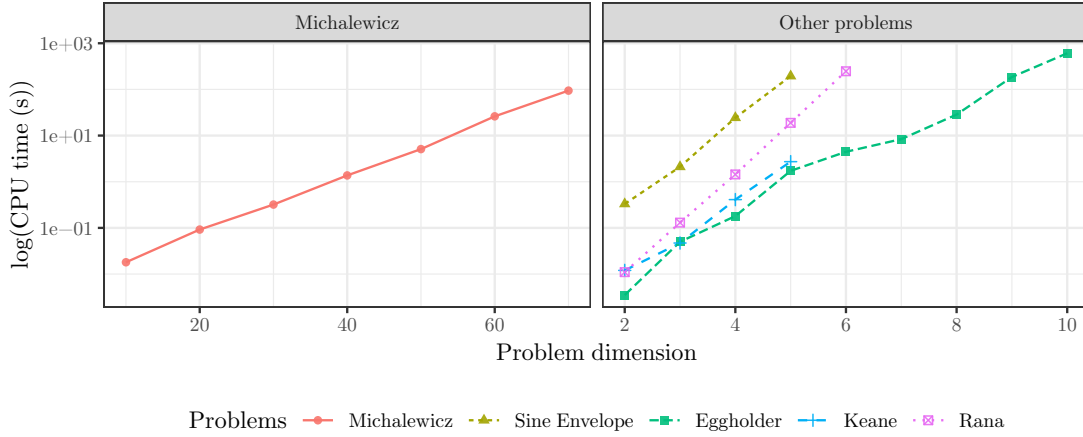


Figure 6.2: Convergence time against the dimension on the multimodal test problems

6.2.4 Interpolation

Table 6.5 and Table 6.6 suggest that the values of the global minimum f_n^* of four out of five problems satisfy affine equations in n . We carried out a linear regression for each of the Michalewicz, Sine Envelope Sine Wave, Eggholder and Rana problems ; the affine expressions and the corresponding coefficients of determination R^2 can be found in Table 6.8.

Table 6.8: Affine relationship between the global minima of multimodal problems and the number of variables

Problem	f_n^*	R^2
Michalewicz	$-0.9994729257n + 0.3467746311$	0.9999998949
Sine Envelope	$-1.49150n + 1.49150$	1
Eggholder	$-915.61991n + 862.10466$	0.9999950
Rana	$-511.70430n + 511.68714$	1

6.3 Benefits of the hybridization

Table 6.9 compares Charibde against its standalone components (a DE and an IBC) on a particular instance of each of the test problems. The "best-first search" and random (the next box to explore is randomly chosen) search strategies performed best for the standalone IBC, while Charibde consistently performed best with the MaxDist strategy (Section 5.2.6). TO (timeout) indicates that convergence was not achieved within an hour.

Table 6.9: Comparison of Charibde against its standalone components on the multimodal test problems

		Michalewicz ($n = 50$)	Sine Envelope ($n = 5$)	Eggholder ($n = 7$)	Keane ($n = 4$)	Rana ($n = 5$)
DE	f	-49.6237668	-5.9659811	-5548.9775483	-0.6222810	-2021.9520121
	CPU time (s)	4.22	0.060	0.51	0.028	0.076
	NE f	335,580	49,900	350,350	13,500	51,650
	NE F	878	74	142	74	93
	NP	60	50	50	30	50
	W	0.7	0.7	0.7	0.7	0.7
	CR	0	0.9	0.4	0.9	0.5
IBC	f	-16.09385	-5.9659811	-5548.9775483	-0.6222810	-2046.8320657
	CPU time (s)	TO	269.9	12.7	0.56	75.76
	Bisections	-	1,934,639	105,659	6,059	756,812
	NE F	-	29,766,788	1,475,165	42,755	6,240,504
	NE ∇F	-	19,462,956	983,730	9,180	3,269,639
	$ Q _{max}$	-	870,564	50,330	4,605	481,099
	Bisection scheme	RR	RR	Largest	Largest	RR
	Search strategy	random	best-first	best-first	best-first	best-first
	η (fixed-point ratio)	0.9	0.8	0.9	0	0.9
Charibde	f	-49.6248323	-5.9659811	-5548.9775483	-0.6222810	-2046.8320657
	CPU time (s)	6.3	194.9	7.85	0.36	18.8
	Bisections	11,823	1,922,833	55,177	3,047	240,945
	NE f	520,800	108,944,542	4,756,387	342,780	16,478,673
	NE F (DE)	809	52	141	104	64
	NE F (IBC)	673,529	29,603,444	980,929	26,523	2,049,552
	NE ∇F	614,451	19,361,735	689,304	5,860	954,871
	$ Q _{max}$	142	60	43	9	47
	NP	60	50	50	30	50
	W	0.7	0.7	0.7	0.7	0.7
	CR	0	0.9	0.4	0.9	0.5
	Bisection scheme	RR	RR	Largest	Largest	RR
	Search strategy	MaxDist	MaxDist	MaxDist	MaxDist	MaxDist
	η (fixed-point ratio)	0	0.8	0.9	0	0.9
	Gain /IBC (%)	-	27.8	38.2	35.7	75.2

Note that the DE component of Charibde keeps running until the proof of optimality is achieved by the IBC. The total number of evaluations of the objective function "NE f (DE)" may thus be much larger than the number of evaluations required to reach the global minimum.

The standalone components of Charibde exhibit various behaviors on the test problems. The DE suffers from premature convergence on the Michalewicz and Rana functions, and achieves the global minimum on the Sine Envelope Sine Wave, Eggholder and Keane problems (although with no proof of optimality). The IBC converges within a reasonable time on four out of five test problems and times out on the Michalewicz function. On the other hand, Charibde converges in 6.3s on the Michalewicz function. Although a suboptimal upper bound is produced by the DE, the pruning is improved and a large portion of the search space is discarded. In return, the IBC injects new individuals into the DE population whenever it improves the best known solution. Overall, Charibde surpasses the standalone IBC. The results on the other problems show that Charibde consistently improves upon the computing time of the standalone IBC: the line "Gain /IBC (%)" indicates the relative gain of Charibde with respect to the standalone IBC. On the given instances (excepted Michalewicz), it varies between 27.8 and 75.2%. Our search strategy MaxDist maintains a very low maximum size $|\mathcal{Q}|_{max}$ of the priority queue \mathcal{Q} in Charibde (between 9 and 142 boxes), compared to the standalone IBC (between 4,605 and 870,564 boxes). The domain reduction strategy described in Section 5.3.6.2 can thus be applied at a low cost.

Figure 6.3 illustrates the evolution of the best known upper bound \tilde{f} against the computation time of Charibde and its standalone components for particular instances of the multimodal test problems. It confirms that a standard IBC algorithm, even equipped with the usual "best-first search" strategy, struggles to quickly find a good upper bound of the global minimum.

Even though Charibde outperforms the standalone IBC (this trend generally intensifies on larger instances), the benefits of the hybridization seem less obvious than on a nonlinearly constrained benchmark (Section 5.4). The test problems in the present section are highly multimodal (the functions involve trigonometric terms) and suffer from severe dependency ; a good upper bound of the global minimum is generally not sufficient to prune the search space efficiently without resorting to partitioning. On the contrary, nonlinearly constrained problems may be easier to solve, since they are often less subject to dependency ; the core challenge is often to find a feasible point, in which case the benefits of EA are evident.

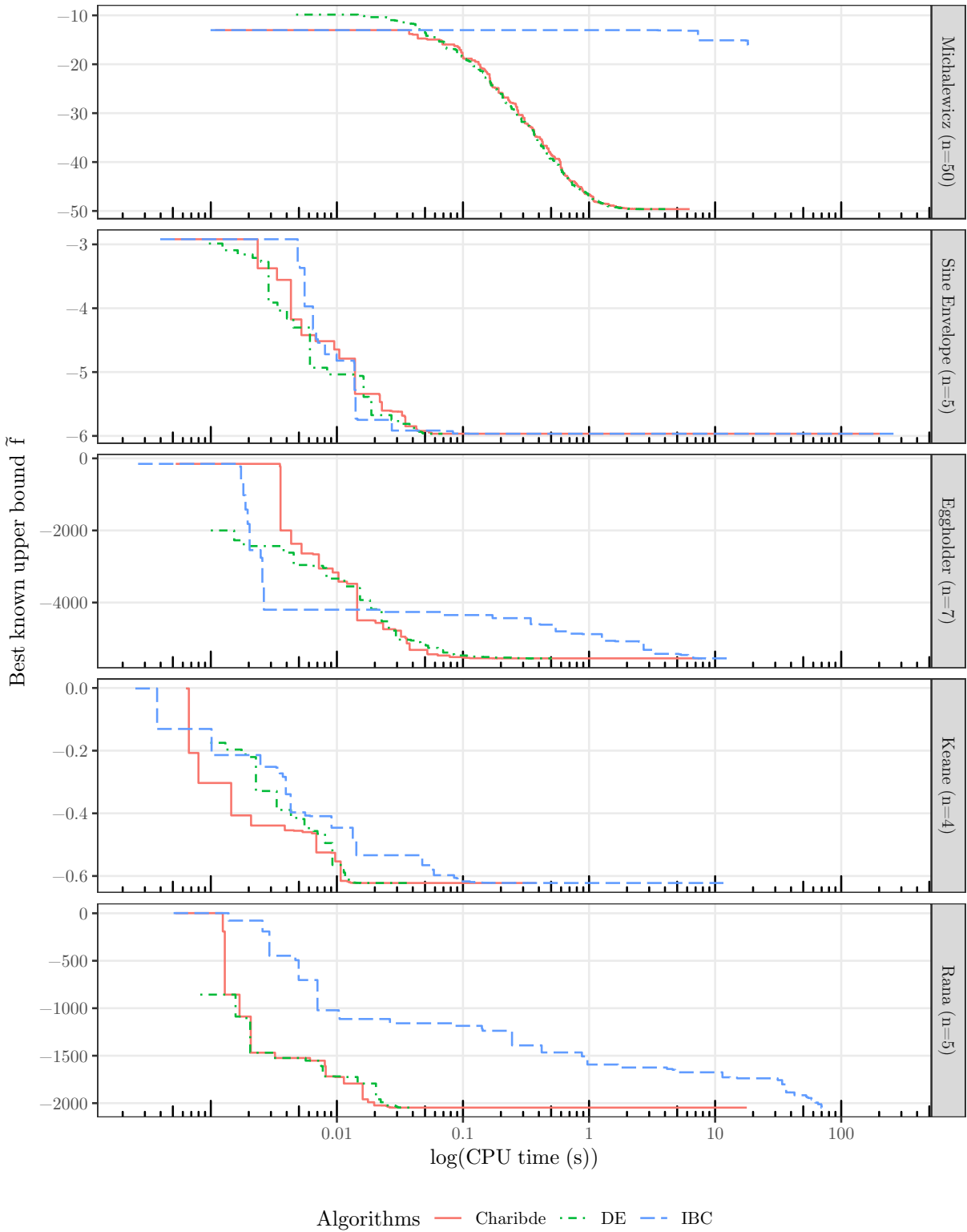


Figure 6.3: Best known upper bound against computation time for Charibde and its standalone components on the multimodal test problems

6.4 Solver comparison

Table 6.10 presents a comparison of Charibde against six solvers (Ipopt, LOQO, MINOS, PGAPack, PSwarm and Couenne) – available on the NEOS server [Gropp and Moré, 1997] – on a particular instance of each of the test problems. When available, the number of evaluations of the objective function or the computation time is shown under the achieved objective value. Note that the solver BARON [Sahinidis, 1996] does not support trigonometric functions.

Table 6.10: Comparison of Charibde against six solvers on the multimodal test problems

	Michalewicz ($n = 50$)	Sine Envelope ($n = 5$)	Eggholder ($n = 7$)	Rana ($n = 5$)	Keane ($n = 4$)
Ipopt	-19.773742 (167 eval)	-5.8351843 (24 eval)	-5199.5967304 (7 eval)	-75.512076 (16 eval)	-0.2010427 (8 eval)
LOQO	-0.0048572 (88 eval)	-5.8351843 (17 eval)	-44.45892854 (5406 eval)	-69.5206 (138 eval)	-0.0983083 (50 eval)
MINOS	0 (3 eval)	-5.87878 (38 eval)	-5199.59673 (3 eval)	-233.592 (1 eval)	-0.2347459 (3 eval)
PGAPack	-37.60465 (9582 eval)	-5.569544 (9615 eval)	-4369.204 (9593 eval)	-2091.068 (9622 eval)	-
PSwarm	-24.38158 (2035 eval)	-5.835182 (2049 eval)	-3429.485 (2054 eval)	-1595.056 (2046 eval)	-
Couenne	-49.619042 (265s)	-5.9660007 (0.4s)	-5510.513933430007 (44s)	-2046.8320657 (20.3s)	-0.6222999 (2s)
Charibde	-49.6248323 (4.9s)	-5.9659811 (194.9s)	-5548.9775483 (7.85s)	-2046.8320657 (18.8s)	-0.6222810 (0.36s)

To illustrate the multimodality of the test problems, three local solvers (Ipopt, LOQO, MINOS) were chosen. They usually require few iterations to converge towards a local minimum, starting from an initial point ; the quality of the local minimum depends on the initial point and the size of the basins of attraction (the sets of initial points that converge towards a given minimum). The three solvers produce poor local minima for the considered problems. Two metaheuristics for bound constrained optimization, PGAPack (GA) and PSwarm (Particle Swarm Optimization), were also included in the benchmark. Overall, PGAPack produces better local minima than PSwarm, albeit at a higher cost. Their hyperparameters were set to default values ; the numerical results could probably be improved by picking more appropriate values of the hyperparameters. Couenne is a deterministic global optimization solver that performs a comprehensive exploration of the search space ; it implements a spatial branch and bound algorithm based on reformulation techniques that constructs a linear programming relaxation in each subspace. Although considered as one of the most efficient solvers nowadays, Couenne is not rigorous: the underapproximations and overapproximations obtained by relaxing the objective function and the constraints are not conservative and are subject to numerical approximations. Therefore, optimality cannot be reliably proven ; Table 6.10 demonstrates that the optimal results for the Michalewicz, Sine Envelope Sine Wave, Eggholder and Keane problems

achieved by Couenne are erroneous (incorrect digits are underlined).

These results suggest that Charibde is highly competitive with respect to Couenne in terms of computation time (except for the Sine Envelope Sine Wave function), while providing a numerical proof of optimality with a precision ε . Charibde converges faster than Couenne on the Michalewicz (time ratio 54), Eggholder (5.6), Rana (1.1) and Keane (5.6) problems. Couenne converges faster than Charibde on the Sine Envelope Sine Wave function (time ratio 487), however it provides an upper bound that is too low and the third digit is incorrect (-5.9660007 instead of -5.9659811). Consequently, Couenne performs a non reliable pruning of the search space and quickly converges towards an incorrect solution.

Figure 6.4 presents the best known upper bound of Charibde and Couenne against the computation time (in logarithmic scale). Couenne benefits from an efficient cooperation between the spatial branch and bound algorithm and the nonlinear solver Ipopt, invoked in order to quickly compute a good upper bound of the global minimum.

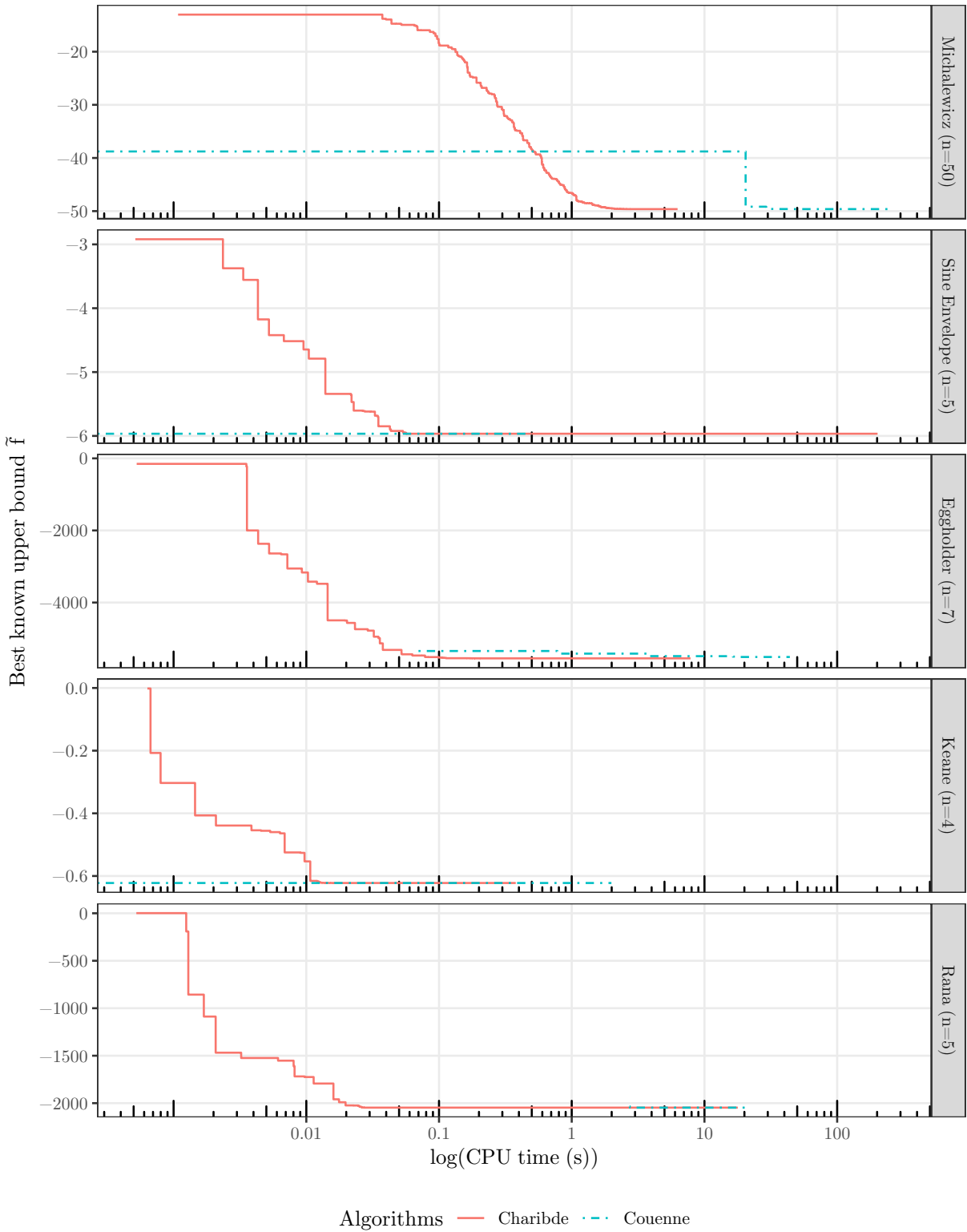


Figure 6.4: Best known upper bound against computation time for Charibde and Couenne on the multimodal test problems

Chapter 7

Rigorous proof of optimality in molecular dynamics

7.1 Lennard-Jones potential

The Lennard-Jones potential is a simplified model proposed by [Jones, 1924] that approximates the interaction between a pair of spherical atoms. This model is accurate for noble gases in which atoms repel each other at short range and attract each other at long range. The Lennard-Jones potential is given by:

$$V(d_{ij}) = 4\epsilon \left[\left(\frac{\sigma}{d_{ij}} \right)^{12} - \left(\frac{\sigma}{d_{ij}} \right)^6 \right] \quad (7.1)$$

where d_{ij} is the distance (in ångströms) between atoms i and j , ϵ is the depth of the potential well and σ is the distance at which the potential is zero. $d_{min} := 2^{1/6}\sigma$ is the distance at which the potential reaches its minimum:

- when $d_{ij} > d_{min}$, the attractive Van der Waals forces, modeled by the term $(\frac{\sigma}{d_{ij}})^6$, prevail over the repulsive forces ;
- when $d_{ij} < d_{min}$, the repulsive forces, modeled by the approximate term $(\frac{\sigma}{d_{ij}})^{12}$, prevail over the attractive forces.

The expression of the Lennard-Jones potential is generally given with reduced units $\epsilon = 1eV$ and $\sigma = 1\text{Å}$ (Figure 7.1):

$$V(d_{ij}) = 4 \left(\frac{1}{d_{ij}^{12}} - \frac{1}{d_{ij}^6} \right) \quad (7.2)$$

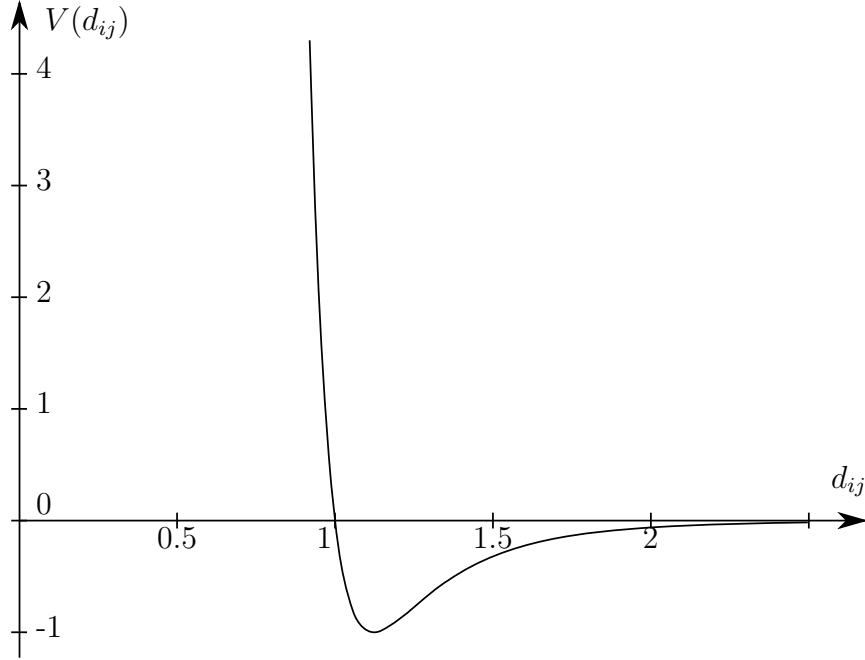


Figure 7.1: Reduced Lennard-Jones potential

7.2 Lennard-Jones cluster problem

7.2.1 Minimum-energy spatial configuration

Finding the minimum-energy spatial configuration of a cluster of noble gas with N atoms amounts to minimizing the pairwise interactions within the cluster:

$$f_N(\mathbf{x}) = \sum_{i < j}^N V(d_{ij}) = 4 \sum_{i < j}^N \left(\frac{1}{d_{ij}(\mathbf{x})^{12}} - \frac{1}{d_{ij}(\mathbf{x})^6} \right) \quad (7.3)$$

where (x_i, y_i, z_i) are the Cartesian coordinates of atom i , $\mathbf{x} = (x_1, y_1, z_1, \dots, x_N, y_N, z_N)$ is the vector of $3N$ variables and $d_{ij} > 0$ is the distance between atoms i and j :

$$d_{ij}(\mathbf{x})^2 = (x_i - x_j)^2 + (y_i - y_j)^2 + (z_i - z_j)^2 \quad (7.4)$$

7.2.2 An open problem

Beneath the deceiving simplicity of f_N (Equation 7.3) lies a nonconvex and highly multimodal problem ; the numerical tests of [Locatelli and Schoen, 2003] suggest that the number of local minima of f_N increases exponentially with N . In optimal configurations with $N = 2$, $N = 3$ and $N = 4$, the atoms are vertices of a regular tetrahedron. Configurations with $N \geq 5$ however have never been solved using reliable global methods [Vavasis, 1994]. Numerous

putative solutions¹ were obtained using a variety of approximate methods [Northby, 1987, Hoare and Pal, 1971, Leary, 1997, Wales and Doye, 1997].

7.3 The first rigorous proof of optimality for 5 atoms

In this section, we present the first rigorous proof of optimality for the Lennard-Jones cluster with 5 atoms achieved by Charibde [Vanaret et al., 2015b]. The best known solution in the literature is a triangular bipyramid [Sloane et al., 1995] whose objective value is -9.103852415708 .

We demonstrate that the best known solution, which has never been numerically certified, is indeed optimal. We explain how to reformulate the problem in order to reduce the overestimation computed by IA and decrease the size of the optimization problem. Lastly, we exhibit the first numerical proof of optimality for the open Lennard-Jones cluster problem with 5 atoms.

7.3.1 Dependency reduction

Equation 7.2 contains two occurrences of the distance d_{ij} . A well-known trick to reduce dependency is to complete the square:

$$V(d_{ij}) = 4 \left(\frac{1}{d_{ij}^6} - \frac{1}{2} \right)^2 - 1 \quad (7.5)$$

The natural inclusion function of the potential V becomes optimal with respect to the occurrences of d_{ij} . Note however that the objective function (Equation 7.3) still suffers from dependency, since the coordinates (x_i, y_i, z_i) of the atoms have multiple occurrences in the distance terms $d_{ij}(\mathbf{x})$.

7.3.2 Symmetry breaking

Equation 7.3 involves pairwise distance terms, therefore the optimal solutions of the cluster problem are invariant under translation and rotation. The coordinates of some of the atoms should be fixed in order to partially break symmetries and reduce the size of the search space.

We fix the first atom at the origin of the coordinate system, the second atom on the half-line $x \geq 0$, the third atom in the first quadrant of the plane $z = 0$ and the fourth atom in the first octant:

$$\begin{cases} x_1 = y_1 = z_1 = 0 \\ x_2 \geq 0, y_2 = z_2 = 0 \\ x_3 \geq 0, y_3 \geq 0, z_3 = 0 \\ x_4 \geq 0, y_4 \geq 0, z_4 \geq 0 \end{cases} \quad (7.6)$$

¹<http://doye.chem.ox.ac.uk/jon/structures/LJ.html>

Reducing the symmetries thus decreases the size of the problem with 5 atoms from 15 to 9 variables, and reduces the domains of the remaining variables.

7.3.3 Proof of optimality

Charibde proved the optimality of the best known solution over the initial domain $(x_i, y_i, z_i) \in [-1.2, 1.2]$, and reached the global minimum $f_5^* = -9.103852415707552$ with a precision $\varepsilon = 10^{-9}$. The corresponding solution is given in Table 7.1 and is represented in Figure 7.2. The hyperparameters of Charibde can be found in Table 7.2.

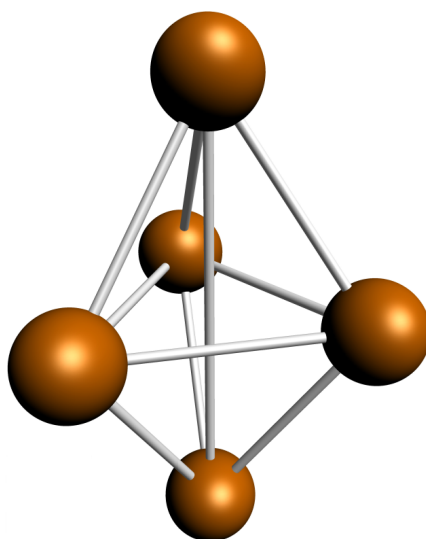


Figure 7.2: Lennard-Jones problem with 5 atoms: optimal configuration

Table 7.1: Lennard-Jones problem with 5 atoms: optimal solution

Atom	x	y	z
1	0	0	0
2	1.1240936	0	0
3	0.5620468	0.9734936	0
4	0.5620468	0.3244979	0.9129386
5	0.5620468	0.3244979	-0.9129385

The average computation times, queue size and numbers of evaluations of the objective function and its gradient over 100 runs are gathered in Table 7.3. The DE reaches the global optimum f_5^* after 764 iterations (0.11s), whereas the proof of optimality is achieved only after 1436s.

Table 7.2: Lennard-Jones problem with 5 atoms: hyperparameters of Charibde

Hyperparameter	Value
ε (precision)	10^{-9}
NP (DE population size)	40
W (amplitude factor)	0.7
CR (crossover rate)	0.4
Bisection strategy	Largest
Priority	MaxDist
η (fixed-point ratio)	0

Table 7.3: Lennard-Jones problem with 5 atoms: average results of Charibde over 100 runs

Metrics	Value
Average CPU time (s)	1,436
Maximum CPU time (s)	1,800
Maximum size of \mathcal{Q}	46
Number of evaluations of F (IBC)	7,088,758
Number of evaluations of ∇F (IBC)	78,229,737
Number of evaluations of f (DE)	483,642,320
Number of evaluations of F (DE)	132

7.3.4 Comparison with state-of-the-art solvers

Table 7.4 compares Charibde against state-of-the-art nonlinear solvers BARON and Couenne on the reformulated problem. The search time indicates the time required to find the global minimum, and the proof time indicates the total time required to prove its optimality.

These results corroborate the fact that state-of-the-art nonlinear solvers, while exhibiting excellent convergence times, cannot guarantee the optimality of the solution in the presence of roundoff errors. Incorrect digits in Table 7.4 are underlined. The solution found by BARON is incorrect after the fifth digit, while that of Couenne is incorrect after the fourth digit, although the required tolerance is $\varepsilon = 10^{-9}$. Moreover, while Couenne finds a global minimum, BARON cannot prove the global optimality of its solution.

Table 7.4: Lennard-Jones problem with 5 atoms: comparison of BARON, Couenne and Charibde

	BARON	Couenne	Charibde
Minimum	-9.10385 <u>346444055</u>	-9.10387032560358 <u>2</u>	-9.103852415707552
Search time (s)	0.23	41.94	0.11
Proof time (s)	0.23	61.7	1436
Status	locally optimal	optimal	certified ($\varepsilon = 10^{-9}$)

General conclusion

In this document, we introduced a new cooperative framework that combines interval methods and evolutionary algorithms in a parallel fashion. The interval methods alternates partitioning of the search space and filtering of inconsistent values, and converges towards the global minimum, even in the presence of roundoff errors. We devised operators that help the evolutionary algorithm escape local minima, and accelerate the interval method.

Contributions

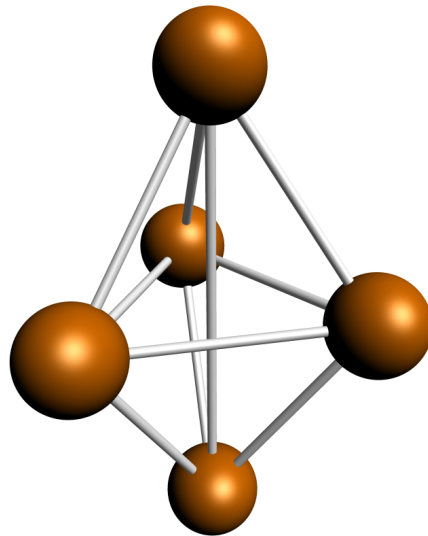
Inspired by [Alliot et al., 2012a], our reliable hybrid solver Charibde combines interval methods and evolutionary algorithms, and certifies the global optimality of the solution with a given precision. The differential evolution algorithm quickly explores the search space in the search of a satisfactory feasible solution, then updates the best solution of the interval branch and contract algorithm, a framework that alternates between partitioning of the search space and filtering of inconsistent values. Maintaining the best known upper bound of the global minimum allows the pruning of infeasible or suboptimal subspaces through the use of powerful refutation operators. In return, new solutions are injected into the population of the evolutionary algorithm whenever the interval methods identify promising regions. This avoids premature convergence towards local minima. The remaining subspaces to be processed by the interval branch and contract algorithm may be exploited periodically by the differential evolution algorithm ; its population is reinitialized within the convex hull of the remaining subspaces, thus avoiding the exploration of subspaces that have already been discarded. A novel exploration strategy implemented within the branch and contract algorithm, based on the maximum distance between the current solution and the remaining subspaces, tends to increase the efficiency of the convex hull operation.

Although they are not used in our work, iterative local optimization methods are good candidates for computing good feasible points and to provide the interval methods with upper bounds of the global minimum. Since all optimization problems tackled in this document contain analytical functions whose first and second derivatives are available, Newton-based methods (such as SQP or interior point methods) may be invoked. Our numerical results suggest however that the differential evolution algorithm often reaches the global minimum of the considered optimization problems. When it is not the case, the advanced cooperation techniques presented in Chapter 5 – the periodic reduction of the domain of the evolutionary algorithm and the injection of fresh individuals into

the population – usually address the problem of premature convergence and guide the population towards the optimal solution.

Charibde has proven competitive with state-of-the-art solvers: it outperforms interval-based solvers GlobSol, IBBA and Ibex on a subset of 11 challenging COCONUT problems selected by [Araya et al., 2012] by an order of magnitude. These results suggest that Charibde’s strategy is to partition the search space more efficiently, while Ibex opts for aggressive filtering of the subspaces. We provide new optimality results for five scalable multimodal problems (Michalewicz, Sine Wave Sine Envelope, Eggholder, Keane, Rana) for which few solutions are known in the literature. We observe however that the impact of an excellent approximation of the global minimum provided by the evolutionary algorithm remains limited for highly multimodal problems.

Finally, we closed the open Lennard-Jones cluster problem with five atoms, a multimodal optimization problem stemming from molecular dynamics. Charibde provided the first numerical proof of global optimality of the solution with a precision of 10^{-9} (Figure 7.3). We showed that the exhaustive (albeit unreliable) solvers BARON and Couenne produce numerically erroneous results that cannot be trusted. State-of-the-art interval-based solvers do not converge within reasonable time.



Solution to the open Lennard-Jones cluster problem with 5 atoms

Perspectives

Inequality constrained optimization

Using interval methods to handle the combinatorics of the complementarity equations inherent to inequality constrained optimization appears to be a promising field of research. Remember that:

1. the inactive inequality constraints have no influence on the solution ;
2. the inequality constraints active at the solution (provided that the active set is known) may be handled as equality constraints, whose filtering power is higher than that of inequality constraints.

[Hansen, 1992] mentions the possibility of solving the Fritz John conditions on the current box with an interval Newton method. The difficulty of solving large preconditioned interval systems with respect to the primal and dual variables is probably the reason why little consideration has been given to this approach. However, an approximation of the active set (provided by solving a linear program) may help make the distinction between active and inactive inequality constraints in order to improve the filtering of inconsistent values.

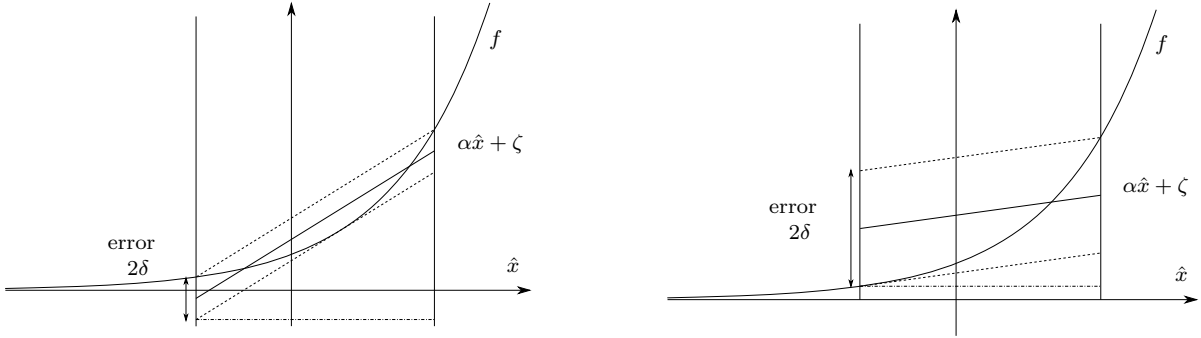
Alternative enclosure methods

Charibde's version of X-Newton [Araya et al., 2012] implements the recursive variant of [Hansen, 1968] to evaluate Taylor forms. Although the enclosures are usually tighter than the standard Taylor form, it computes the n partial derivatives independently on different subboxes. Computing interval slopes in adjoint mode [Krawczyk and Neumaier, 1985] generalizes Hansen's variant, while evaluating all n partial derivatives simultaneously.

Affine arithmetic (Figure 7.4) is an alternative enclosure method that keeps track of the linear dependencies between quantities and may reduce the dependency effect spectacularly [Comba and Stolfi, 1993, Stolfi and De Figueiredo, 1997, Messine, 2002, Ninin, 2010]. Interval slopes and affine arithmetic, albeit complex to implement, would probably improve significantly the computations of lower bounds and the convexification-based contraction in Charibde.

Parallelization

Disjoint subspaces processed by the interval branch and contract algorithms may be explored independently and in parallel. The exploration of the search space may thus be distributed over several slave processes, while the master process maintains the best known upper bound of the global minimum. Compelling speedups may be obtained if the workloads of the processes are well balanced.



Affine approximations of $f(x) = \exp(x)$ on $X = [-1, 1.5]$ using the Tchebychev (left) and min-range (right) methods

Cutting-plane approach

Convexification-based techniques (Sections 4.5.2 and 5.2.4.1) compute a convex linear relaxation of the problem ; the objective value of the solution to the linear problem is a lower bound of the original problem. In this section, we discuss an extension that further exploits the contracted intermediary nodes of the syntax tree when contraction and automatic differentiation are sequentially combined [Schichl and Neumaier, 2005]. In this sense, our suggestion is similar to the method of [Lebbah et al., 2005a]: the constraints are decomposed into elementary constraints and a convex relaxation is computed for each intermediary node. Example 16 illustrates how adding constraints to the relaxed problem may improve the lower bound of the initial problem.

Example 16 Consider the following problem with a linear objective function and a nonlinear constraint:

$$\begin{aligned} \min_{(x,y) \in \mathbf{X}} \quad & f(x,y) = -x - 2y \\ \text{s.t.} \quad & g(x,y) = x + (x+y)^2 - 1 = 0 \end{aligned}$$

where $\mathbf{X} = X \times Y = [0, 5] \times [0, 5]$. Invoking *HC4Revise* on the constraint $g = 0$ reduces the bounds of x and y : $X = Y = [0, 1]$ (see Example 14).

In order to determine a lower bound of the problem using convexification techniques, we must compute convex linear under- and overapproximations of g . Since $g = 0$ is equivalent to $\{g \leq 0, -g \leq 0\}$, g can be enclosed between two extremal Taylor forms: one hyperplane underestimates g , the other underestimates $-g$:

$$\begin{aligned} g(\underline{\mathbf{X}}, \underline{\mathbf{Y}}) + L_1(x - \underline{\mathbf{X}}) + L_2(y - \underline{\mathbf{Y}}) &\leq 0 \\ -g(\underline{\mathbf{X}}, \underline{\mathbf{Y}}) - U_1(x - \underline{\mathbf{X}}) - U_2(y - \underline{\mathbf{Y}}) &\leq 0 \end{aligned}$$

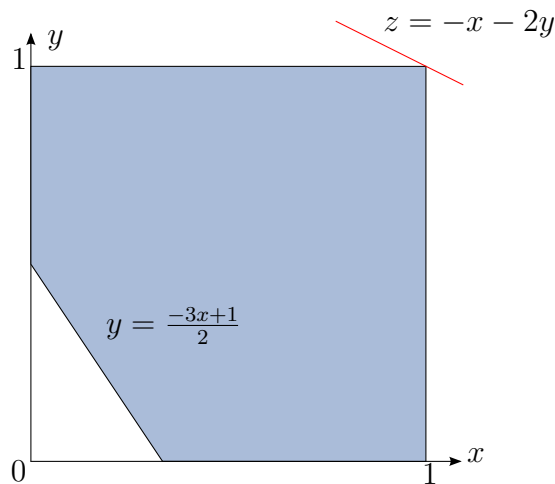
where the partial derivatives of g on \mathbf{X} are evaluated after the top-down phase of *HC4Revise*:

$$\begin{aligned} \frac{\partial g}{\partial x}(x,y) &= 1 + 2(x+y) \in 1 + 2[0, 1] = [1, 3] =: [L_1, U_1] \\ \frac{\partial g}{\partial y}(x,y) &= 2(x+y) \in 2[0, 1] = [0, 2] =: [L_2, U_2] \end{aligned}$$

The two hyperplanes reduce to:

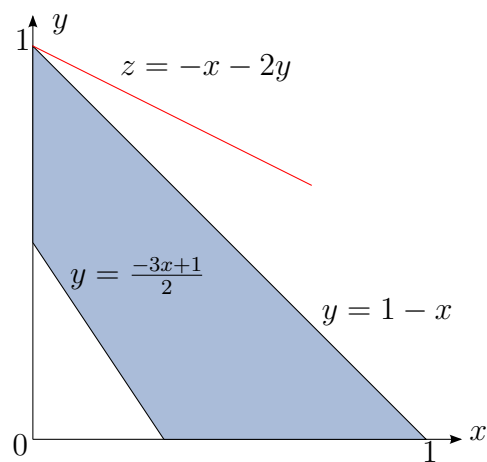
$$\begin{aligned} x &\leq 1 \\ -3x - 2y &\leq -1 \end{aligned}$$

The corresponding polytope is represented in Figure 7.5. The optimal solution to this convexified problem is $(1, 1)$, with objective value $f(1, 1) = -3$.



Polytope of the relaxed problem

The information provided by the domain $[0, 1]$ of the node $x + y$ after the top-down phase of *HC4Revise* is not fully exploited: adding the explicit constraints $x + y \in [0, 1]$ to the initial set of constraints substantially reduces the size of the polytope (Figure 7.6) and improve the lower bound of the initial problem. The solution to the new problem is $(0, 1)$, with objective value $f(0, 1) = -2$, which is higher than $f(1, 1) = -3$.



Adding constraints to the polytope of the relaxed problem

Bibliography

- [Alba, 2005] Alba, E. (2005). *Parallel metaheuristics: a new class of algorithms*, volume 47. John Wiley & Sons. *Cited p.* 58
- [Alliot et al., 2012a] Alliot, J.-M., Durand, N., Gianazza, D., and Gotteland, J.-B. (2012a). Finding and proving the optimum: Cooperative stochastic and deterministic search. In *20th European Conference on Artificial Intelligence (ECAI 2012), August 27-31, 2012, Montpellier, France*. *Cited p.* 60, 93, 96, 117
- [Alliot et al., 2012b] Alliot, J.-M., Gotteland, J.-B., Vanaret, C., Durand, N., and Gianazza, D. (2012b). Implementing an interval computation library for ocaml on x86/amd64 architectures. In *Proceedings of the 17th ACM SIGPLAN International Conference on Functional Programming*. *Cited p.* 26
- [Araya et al., 2010] Araya, I., Trombettoni, G., and Neveu, B. (2010). Exploiting monotonicity in interval constraint propagation. In *Proc. AAAI*, pages 9–14. *Cited p.* 32, 50
- [Araya et al., 2012] Araya, I., Trombettoni, G., and Neveu, B. (2012). A contractor based on convex interval taylor. In *Integration of AI and OR Techniques in Constraint Programming for Combinatorial Optimization Problems*, pages 1–16. Springer. *Cited p.* 56, 66, 67, 88, 89, 93, 118, 119
- [Araya et al., 2014] Araya, I., Trombettoni, G., Neveu, B., and Chabert, G. (2014). Upper bounding in inner regions for global optimization under inequality constraints. *Journal of Global Optimization*, 60(2):145–164. *Cited p.* 91
- [Baumann, 1988] Baumann, E. (1988). Optimal centered forms. *BIT Numerical Mathematics*, 28:80–87. *Cited p.* 30
- [Belotti et al., 2009] Belotti, P., Lee, J., Liberti, L., Margot, F., and Wächter, A. (2009). Branching and bounds tightening techniques for non-convex minlp. *Optimization Methods & Software*, 24(4-5):597–634. *Cited p.* 45, 95
- [Benhamou et al., 1999] Benhamou, F., Goualard, F., Granvilliers, L., and Puget, J.-F. (1999). Revising hull and box consistency. In *International Conference on Logic Programming*, pages 230–244. MIT press. *Cited p.* 45

- [Benhamou et al., 1994] Benhamou, F., McAllester, D. A., and Hentenryck, P. V. (1994). Clp(intervals) revisited. In *ILPS*, pages 124–138. *Cited p.* 46
- [Blum et al., 2011] Blum, C., Puchinger, J., Raidl, G. R., and Roli, A. (2011). Hybrid metaheuristics in combinatorial optimization: A survey. *Applied Soft Computing*, 11(6):4135–4151. *Cited p.* 59
- [Brönnimann et al., 2006] Brönnimann, H., Melquiond, G., and Pion, S. (2006). The design of the boost interval arithmetic library. *Theoretical Computer Science*, 351(1):111–118. *Cited p.* 26
- [Caprani and Madsen, 1980] Caprani, O. and Madsen, K. (1980). Mean value forms in interval analysis. *Computing*, 25(2):147–154. *Cited p.* 29
- [Chabert and Jaulin, 2009a] Chabert, G. and Jaulin, L. (2009a). Contractor programming. *Artificial Intelligence*, 173:1079–1100. *Cited p.* 42, 43, 88
- [Chabert and Jaulin, 2009b] Chabert, G. and Jaulin, L. (2009b). Hull consistency under monotonicity. In *Principles and Practice of Constraint Programming-CP 2009*, pages 188–195. Springer. *Cited p.* 50
- [Cleary, 1987] Cleary, J. G. (1987). Logical arithmetic. *Future Computing Systems*, 2:125–149. *Cited p.* 45
- [Collavizza et al., 1999] Collavizza, H., Delobel, F., and Rueher, M. (1999). Comparing partial consistencies. *Reliable computing*, 5(3):213–228. *Cited p.* 46
- [Comba and Stolfi, 1993] Comba, J. L. D. and Stolfi, J. (1993). Affine arithmetic and its applications to computer graphics. In *Proceedings of SIBGRAPI'93 - VI Simpósio Brasileiro de Computação Gráfica e Processamento de Imagens*, pages 9–18. *Cited p.* 119
- [Cotta et al., 1995] Cotta, C., Aldana, J., Nebro, A., and Troya, J. (1995). Hybridizing genetic algorithms with branch and bound techniques for the resolution of the tsp. In *Artificial Neural Nets and Genetic Algorithms*, pages 277–280. Springer. *Cited p.* 60
- [Cotta and Troya, 2003] Cotta, C. and Troya, J. M. (2003). Embedding branch and bound within evolutionary algorithms. *Applied Intelligence*, 18(2):137–153. *Cited p.* 59
- [Csendes and Ratz, 1997] Csendes, T. and Ratz, D. (1997). Subdivision direction selection in interval methods for global optimization. *SIAM Journal on Numerical Analysis*, 34(3):922–938. *Cited p.* 36
- [Du and Kearfott, 1994] Du, K. and Kearfott, R. B. (1994). The cluster problem in multivariate global optimization. *Journal of Global Optimization*, 5(3):253–265. *Cited p.* 38
- [Fehl and Raidl, 2004] Fehl, H. and Raidl, G. R. (2004). An improved hybrid genetic algorithm for the generalized assignment problem. In *Proceedings of the 2004 ACM symposium on Applied computing*, pages 990–995. ACM. *Cited p.* 59

- [Feo and Resende, 1989] Feo, T. A. and Resende, M. G. (1989). A probabilistic heuristic for a computationally difficult set covering problem. *Operations research letters*, 8(2):67–71. *Cited p.* 12
- [Focacci et al., 2003] Focacci, F., Laburthe, F., and Lodi, A. (2003). Local search and constraint programming. In *Handbook of metaheuristics*, pages 369–403. Springer. *Cited p.* 83
- [Gallardo et al., 2007] Gallardo, J. E., Cotta, C., and Fernández, A. J. (2007). On the hybridization of memetic algorithms with branch-and-bound techniques. *Systems, Man, and Cybernetics, Part B: Cybernetics, IEEE Transactions on*, 37(1):77–83. *Cited p.* 59
- [Glover, 1990] Glover, F. (1990). Tabu search: A tutorial. *Interfaces*, 20(4):74–94. *Cited p.* 12
- [Goldberg, 1991] Goldberg, D. (1991). What every computer scientist should know about floating-point arithmetic. *ACM Computing Surveys (CSUR)*, 23(1):5–48. *Cited p.* 24
- [Goldberg, 1989] Goldberg, D. E. (1989). Genetic algorithms in search, optimization and machine learning. *Reading: Addison-Wesley*. *Cited p.* 16
- [Goualard, 2003] Goualard, F. (2003). Gaol, not just another interval library. <http://www.sourceforge.net/projects/gaol>. *Cited p.* 26
- [Goualard, 2008] Goualard, F. (2008). Interval extensions of multivalued inverse functions. *ACM Transactions on Mathematical Software*, 5. *Cited p.* 45
- [Gropp and Moré, 1997] Gropp, W. and Moré, J. (1997). Optimization environments and the neos server. *approximation theory and optimization*. *Cited p.* 89, 107
- [Hansen, 1992] Hansen, E. (1992). *Global optimization using interval analysis*. Dekker. *Cited p.* 26, 48, 119
- [Hansen, 1968] Hansen, E. R. (1968). On solving systems of equations using interval arithmetic. *Mathematics of Computation*, pages 374–384. *Cited p.* 30, 119
- [Hanson, 1968] Hanson, R. J. (1968). Interval arithmetic as a closed arithmetic system on a computer. *Jet Propulsion Laboratory report*, 197. *Cited p.* 26
- [Hoare and Pal, 1971] Hoare, M. and Pal, P. (1971). Physical cluster mechanics: Statics and energy surfaces for monatomic systems. *Advances in Physics*, 20(84):161–196. *Cited p.* 113
- [Holland, 1975] Holland, J. H. (1975). *Adaptation in Natural and Artificial Systems*. University of Michigan Press. *Cited p.* 16
- [Hooke and Jeeves, 1961] Hooke, R. and Jeeves, T. A. (1961). “direct search” solution of numerical and statistical problems. *Journal of the ACM (JACM)*, 8(2):212–229. *Cited p.* 11
- [Ichida and Fujii, 1979] Ichida, K. and Fujii, Y. (1979). An interval arithmetic method for global optimization. *Computing*, 23(1):85–97. *Cited p.* 36

- [Jeffreys and Jeffreys, 1999] Jeffreys, H. and Jeffreys, B. (1999). *Methods of mathematical physics*. Cambridge university press. *Cited p.* 29
- [Jones, 1924] Jones, J. E. (1924). On the determination of molecular fields. i. from the variation of the viscosity of a gas with temperature. *Proceedings of the Royal Society of London. Series A*, 106(738):441–462. *Cited p.* 111
- [Jourdan et al., 2009] Jourdan, L., Basseur, M., and Talbi, E.-G. (2009). Hybridizing exact methods and metaheuristics: A taxonomy. *European Journal of Operational Research*, 199(3):620–629. *Cited p.* 58
- [Kahan, 1968] Kahan, W. (1968). A more complete interval arithmetic. *Lecture notes for a summer course at the University of Michigan*. *Cited p.* 26
- [Kang et al., 2002] Kang, L., Kang, Z., Li, Y., and de Garis, H. (2002). A two level evolutionary modeling system for financial data. In *GECCO*, pages 1113–1118. *Cited p.* 96
- [Karush, 1939] Karush, W. (1939). *Minima of functions of several variables with inequalities as side constraints*. PhD thesis, Master’s thesis, Dept. of Mathematics, Univ. of Chicago. *Cited p.* 9
- [Keane, 1994] Keane, A. (1994). Bump, a hard(?) problem. <http://www.southampton.ac.uk/~ajk/bump.html>. *Cited p.* 95
- [Kearfott and Du, 1993] Kearfott, B. and Du, K. (1993). The cluster problem in global optimization: The univariate case. In *Validation Numerics*, pages 117–127. Springer. *Cited p.* 38
- [Kearfott, 1996a] Kearfott, R. B. (1996a). Interval extensions of non-smooth functions for global optimization and nonlinear systems solvers. *Computing*, 57:57–149. *Cited p.* 98
- [Kearfott, 1996b] Kearfott, R. B. (1996b). *Rigorous global search: continuous problems*. Springer. *Cited p.* 66, 88
- [Kearfott and Hongthong, 2005] Kearfott, R. B. and Hongthong, S. (2005). Validated linear relaxations and preprocessing: some experiments. *SIAM Journal on Optimization*, 16(2):418–433. *Cited p.* 88
- [Kirkpatrick et al., 1983] Kirkpatrick, S., Gelatt, C. D., Vecchi, M. P., et al. (1983). Optimization by simulated annealing. *science*, 220(4598):671–680. *Cited p.* 12
- [Knüppel, 1994] Knüppel, O. (1994). Profil/bias - a fast interval library. *Computing*, 53(3-4):277–287. *Cited p.* 26
- [Krawczyk and Neumaier, 1985] Krawczyk, R. and Neumaier, A. (1985). Interval slopes for rational functions and associated centered forms. *SIAM Journal on Numerical Analysis*, 22(3):604–616. *Cited p.* 119

- [Krawczyk and Nickel, 1982] Krawczyk, R. and Nickel, K. (1982). The centered form in interval arithmetics - quadratic convergence and inclusion isotonicity. *Computing*, 28(2):117–137. *Cited p.* 29
- [Lawler and Wood, 1966] Lawler, E. L. and Wood, D. E. (1966). Branch-and-bound methods: A survey. *Operations research*, 14(4):699–719. *Cited p.* 33
- [Leary, 1997] Leary, R. (1997). Global optima of lennard-jones clusters. *J. of Global Optimization*, 11(1):35–53. *Cited p.* 113
- [Lebbah et al., 2005a] Lebbah, Y., Michel, C., and Rueher, M. (2005a). Efficient pruning technique based on linear relaxations. In *Global Optimization and Constraint Satisfaction*, pages 1–14. Springer. *Cited p.* 120
- [Lebbah et al., 2005b] Lebbah, Y., Michel, C., Rueher, M., Daney, D., and Merlet, J.-P. (2005b). Efficient and safe global constraints for handling numerical constraint systems. *SIAM Journal on Numerical Analysis*, 42(5):2076–2097. *Cited p.* 66
- [Lerch et al., 2001] Lerch, M., Tischler, G., von Gudenberg, J. W., Hofschuster, W., and Krämer, W. (2001). Filib++ interval library. <http://www.math.uni-wuppertal.de/org/WRST/software/filib.html>. *Cited p.* 26
- [Lhomme, 1993] Lhomme, O. (1993). Consistency techniques for numeric csps. In *IJCAI*, volume 93, pages 232–238. Citeseer. *Cited p.* 51
- [Locatelli and Schoen, 2003] Locatelli, M. and Schoen, F. (2003). Efficient algorithms for large scale global optimization: Lennard-jones clusters. *Comput. Optim. Appl.*, 26(2):173–190. *Cited p.* 112
- [Mackworth, 1977] Mackworth, A. K. (1977). Consistency in networks of relations. *Artificial intelligence*, 8(1):99–118. *Cited p.* 42
- [Mentzer, 1991] Mentzer, S. G. (1991). Lp-form inclusion functions for global optimization. *Computers & Mathematics with Applications*, 21(6):51–65. *Cited p.* 55
- [Messine, 1997] Messine, F. (1997). *Méthodes d’optimisation globale basées sur l’analyse d’intervalles pour la résolution de problèmes avec contraintes*. PhD thesis, INPT-ENSEEIH, Toulouse. *Cited p.* 32, 45
- [Messine, 2002] Messine, F. (2002). Extensions of affine arithmetic: Application to unconstrained global optimization. *Journal of Universal Computer Science*, 8(11):992–1015. *Cited p.* 119
- [Michalewicz, 1996] Michalewicz, Z. (1996). *Genetic algorithms + data structures = evolution programs*. Springer. *Cited p.* 95

- [Michalewicz and Schoenauer, 1996] Michalewicz, Z. and Schoenauer, M. (1996). Evolutionary algorithms for constrained parameter optimization problems. *Evolutionary computation*, 4(1):1–32. *Cited p.* 15
- [Microsystems, 2001] Microsystems, S. (2001). *C++ Interval Arithmetic programming manual*. SUN, Palo Alto, California. *Cited p.* 26
- [Mimram, 2004] Mimram, S. (2004). ocaml-glpk. <http://ocaml-glpk.sourceforge.net/>. *Cited p.* 67
- [Mishra, 2006] Mishra, S. K. (2006). Some new test functions for global optimization and performance of repulsive particle swarm method. Technical report, University Library of Munich, Germany. *Cited p.* 96
- [Moore, 1966] Moore, R. E. (1966). *Interval Analysis*. Prentice-Hall. *Cited p.* 24, 28, 30
- [Moore, 1976] Moore, R. E. (1976). On computing the range of a rational function of n variables over a bounded region. *Computing*, 16(1):1–15. *Cited p.* 34
- [Moscato et al., 2004] Moscato, P., Cotta, C., and Mendes, A. (2004). Memetic algorithms. In *New optimization techniques in engineering*, pages 53–85. Springer. *Cited p.* 59
- [Nelder and Mead, 1965] Nelder, J. A. and Mead, R. (1965). A simplex method for function minimization. *The computer journal*, 7(4):308–313. *Cited p.* 11
- [Neumaier, 1990] Neumaier, A. (1990). *Interval methods for systems of equations*, volume 37. Cambridge university press. *Cited p.* 48, 75
- [Neumaier and Shcherbina, 2004] Neumaier, A. and Shcherbina, O. (2004). Safe bounds in linear and mixed-integer linear programming. *Mathematical Programming*, 99(2):283–296. *Cited p.* 67
- [Neumaier et al., 2005] Neumaier, A., Shcherbina, O., Huyer, W., and Vinkó, T. (2005). A comparison of complete global optimization solvers. *Mathematical programming*, 103(2):335–356. *Cited p.* 12
- [Ninin, 2010] Ninin, J. (2010). *Optimisation Globale basée sur l’Analyse d’Intervalles: Relaxation Affine et Limitation de la Mémoire*. PhD thesis, Institut National Polytechnique de Toulouse-INPT. *Cited p.* 119
- [Ninin et al., 2010] Ninin, J., Hansen, P., and Messine, F. (2010). *A reliable affine relaxation method for global optimization*. Groupe d’études et de recherche en analyse des décisions. *Cited p.* 32, 56, 66, 88, 89
- [Northby, 1987] Northby, J. A. (1987). Structure and binding of lennard-jones clusters: $13 \leq n \leq 147$. *The Journal of Chemical Physics*, 87(10):6166–6177. *Cited p.* 113

- [Oplatková, 2008] Oplatková, Z. (2008). *Metaevolution - Synthesis of Evolutionary Algorithms by Means of Symbolic Regression*. PhD thesis, Tomas Bata University in Zlín. *Cited p.* 96
- [Pohl et al., 2010] Pohl, J., Jirsík, V., and Honzík, P. (2010). Stochastic optimization algorithm with probability vector in mathematical function minimization and travelling salesman problem. *WSEAS Trans. Info. Sci. and App.*, 7:975–984. *Cited p.* 96
- [Price et al., 2006] Price, K., Storn, R., and Lampinen, J. (2006). *Differential Evolution - A Practical Approach to Global Optimization*. Natural Computing. Springer-Verlag. *Cited p.* 15, 19, 20
- [Puchinger and Raidl, 2005] Puchinger, J. and Raidl, G. R. (2005). Combining metaheuristics and exact algorithms in combinatorial optimization: A survey and classification. In *Artificial intelligence and knowledge engineering applications: a bioinspired approach*, pages 41–53. Springer. *Cited p.* 58
- [Raidl, 2006] Raidl, G. R. (2006). A unified view on hybrid metaheuristics. In *Hybrid Metaheuristics*, pages 1–12. Springer. *Cited p.* 58
- [Revol and Rouillier, 2002] Revol, N. and Rouillier, F. (2002). Motivations for an arbitrary precision interval arithmetic and the MPFI library. Rapport de recherche, INRIA. *Cited p.* 26
- [Rogalsky et al., 2000] Rogalsky, T., Kocabiyik, S., and Derksen, R. (2000). Differential evolution in aerodynamic optimization. *Canadian Aeronautics and Space Journal*, 46(4):183–190. *Cited p.* 18
- [Rump, 1988] Rump, S. M. (1988). Algorithms for verified inclusions - theory and practice. In *Reliability in computing*, pages 109–126. Academic Press Professional, Inc. *Cited p.* 24
- [Ryoo and Sahinidis, 1995] Ryoo, H. S. and Sahinidis, N. V. (1995). Global optimization of nonconvex nlp and minlp with applications in process design. *Computers & Chemical Engineering*, 19(5):551–566. *Cited p.* 34
- [Sahinidis, 1996] Sahinidis, N. V. (1996). Baron: A general purpose global optimization software package. *Journal of Global Optimization*, 8(2):201–205. *Cited p.* 107
- [Schichl and Neumaier, 2005] Schichl, H. and Neumaier, A. (2005). Interval analysis on directed acyclic graphs for global optimization. *Journal of Global Optimization*, 33(4):541–562. *Cited p.* 68, 69, 120
- [Skelboe, 1974] Skelboe, S. (1974). Computation of rational interval functions. *BIT Numerical Mathematics*, 14(1):87–95. *Cited p.* 34

- [Sloane et al., 1995] Sloane, N., Hardin, R., Duff, T., and Conway, J. (1995). Minimal-energy clusters of hard spheres. *Discrete & Computational Geometry*, 14:237–259. *Cited p.* 113
- [Slowik and Bialko, 2008] Slowik, A. and Bialko, M. (2008). Training of artificial neural networks using differential evolution algorithm. In *Human System Interactions, 2008 Conference on*, pages 60–65. IEEE. *Cited p.* 18
- [Sotiropoulos and Grapsa, 2005] Sotiropoulos, D. and Grapsa, T. (2005). Optimal centers in branch-and-prune algorithms for univariate global optimization. *Applied mathematics and computation*, 169(1):247–277. *Cited p.* 56
- [Sotiropoulos et al., 1997] Sotiropoulos, D., Stavropoulos, E., and Vrahatis, M. (1997). A new hybrid genetic algorithm for global optimization. *Nonlinear Analysis: Theory, Methods & Applications*, 30(7):4529–4538. *Cited p.* 59
- [Stolfi and De Figueiredo, 1997] Stolfi, J. and De Figueiredo, L. H. (1997). Self-validated numerical methods and applications. *Monograph for 21st Brazilian Mathematics Colloquium*. *Cited p.* 119
- [Storn and Price, 1997] Storn, R. and Price, K. (1997). Differential evolution - a simple and efficient heuristic for global optimization over continuous spaces. *Journal of Global Optimization*, pages 341–359. *Cited p.* 18
- [Talbi, 2002] Talbi, E.-G. (2002). A taxonomy of hybrid metaheuristics. *Journal of heuristics*, 8(5):541–564. *Cited p.* 58
- [Talbi, 2009] Talbi, E.-G. (2009). *Metaheuristics: from design to implementation*, volume 74. John Wiley & Sons. *Cited p.* 15
- [Tao and Wang, 2007] Tao, J. and Wang, N. (2007). DNA computing based RNA genetic algorithm with applications in parameter estimation of chemical engineering processes. *Computers & Chemical Engineering*, 31(12):1602 – 1618. *Cited p.* 96
- [Trombettoni et al., 2011] Trombettoni, G., Araya, I., Neveu, B., and Chabert, G. (2011). Inner regions and interval linearizations for global optimization. In *AAAI*. *Cited p.* 66
- [Trombettoni and Chabert, 2007] Trombettoni, G. and Chabert, G. (2007). Constructive interval disjunction. In *Principles and Practice of Constraint Programming–CP 2007*, pages 635–650. Springer. *Cited p.* 52, 54
- [Vanaret et al., 2013] Vanaret, C., Gotteland, J.-B., Durand, N., and Alliot, J.-M. (2013). Preventing premature convergence and proving the optimality in evolutionary algorithms. In *International Conference on Artificial Evolution (EA-2013)*, pages 84–94. *Cited p.* 60

- [Vanaret et al., 2015a] Vanaret, C., Gotteland, J.-B., Durand, N., and Alliot, J.-M. (2015a). Hybridization of interval cp and evolutionary algorithms for optimizing difficult problems. In *International Conference on Principles and Practice of Constraint Programming*, pages 446–462. Springer. *Cited p.* 60
- [Vanaret et al., 2015b] Vanaret, C., Gotteland, J.-B., Durand, N., and Alliot, J.-M. (2015b). La première preuve d’optimalité pour le cluster de lennard-jones à cinq atomes. In *Onzièmes Journées Francophones de Programmation par Contraintes (JFPC 2015)*. *Cited p.* 113
- [Vavasis, 1994] Vavasis, S. A. (1994). Open problems. *Journal of Global Optimization*, 4:343–344. *Cited p.* 112
- [Wales and Doye, 1997] Wales, D. J. and Doye, J. P. K. (1997). Global optimization by basin-hopping and the lowest energy structures of lennard-jones clusters containing up to 110 atoms. *The Journal of Physical Chemistry A*, 101(28):5111–5116. *Cited p.* 113
- [Whitley et al., 1996] Whitley, D., Mathias, K., Rana, S., and Dzubera, J. (1996). Evaluating evolutionary algorithms. *Artificial Intelligence*, 85:245–276. *Cited p.* 95
- [Yamamura et al., 1998] Yamamura, K., Kawata, H., and Tokue, A. (1998). Interval solution of nonlinear equations using linear programming. *BIT Numerical Mathematics*, 38(1):186–199. *Cited p.* 56
- [Yamamura and Tanaka, 2002] Yamamura, K. and Tanaka, S. (2002). Finding all solutions of systems of nonlinear equations using the dual simplex method. *BIT Numerical Mathematics*, 42(1):214–230. *Cited p.* 56
- [Zhang and Liu, 2007] Zhang, X. and Liu, S. (2007). A new interval-genetic algorithm. In *Natural Computation, 2007. ICNC 2007. Third International Conference on*, volume 4, pages 193–197. IEEE. *Cited p.* 59