

Algorithms for new types of fair stable matchings

Frances Cooper 

School of Computing Science, University of Glasgow, Glasgow, Scotland, UK

<https://www.francescooper.net>

f.cooper.1@research.gla.ac.uk

David Manlove 

School of Computing Science, University of Glasgow, Glasgow, Scotland, UK

<http://www.dcs.gla.ac.uk/~davidm>

david.manlove@glasgow.ac.uk

Abstract

We study the problem of finding “fair” stable matchings in the *Stable Marriage problem with Incomplete lists* (SMI). For an instance I of SMI there may be many stable matchings, providing significantly different outcomes for the sets of men and women. We introduce two new notions of fairness in SMI. Firstly, a *regret-equal stable matching* minimises the difference in ranks of a worst-off man and a worst-off woman, among all stable matchings. Secondly, a *min-regret sum stable matching* minimises the sum of ranks of a worst-off man and a worst-off woman, among all stable matchings. We present two new efficient algorithms to find stable matchings of these types: the *Regret-Equal Degree Iteration Algorithm* finds a regret-equal stable matching in $O(d_0 n^3)$ time, where d_0 is the absolute difference in ranks between a worst-off man and a worst-off woman in the man-optimal stable matching, and n is the number of men or women; and the *Min-Regret Sum Algorithm* finds a min-regret sum stable matching in $O(d_s n^2)$ time, where d_s is the difference in the ranks between a worst-off man in each of the woman-optimal and man-optimal stable matchings. Experiments to compare several types of fair optimal stable matchings were conducted and show that the Regret-Equal Degree Iteration Algorithm produces matchings that are competitive with respect to other fairness objectives. On the other hand, existing types of “fair” stable matchings did not provide as close an approximation to regret-equal stable matchings.

2012 ACM Subject Classification Theory of computation → Design and analysis of algorithms

Keywords and phrases Stable marriage; Algorithms; Optimality; Fair stable matchings; Regret-equality; Min-regret sum

Supplement Material zenodo.org/record/3630383 and zenodo.org/record/3630349

Funding *Frances Cooper*: Supported by an Engineering and Physical Sciences Research Council Doctoral Training Account

David Manlove: Supported by Engineering and Physical Sciences Research Council grant EP/P028306/01

1 Introduction

1.1 Background

The Stable Marriage problem (SM) was first introduced by Gale and Shapley [4] in their seminal paper “College Admissions and the Stability of Marriage”, and comprises a set of men and a set of women, where each man has a strict preference over all women and vice versa. A *matching* in this setting is an assignment of men to women such that no man or woman is multiply assigned. A *stable matching* is then a matching in which there is no man-woman pair who would rather be assigned to each other than to their assigned partners. We deal with an extension to SM, known as Stable Marriage problem with Incomplete lists (SMI) in which men have a strict preference over a subset of women and vice versa. Analogous definitions for a *matching* and a *stable matching* in SM apply to the SMI case.

A further extension to SMI is known as the Hospitals/Residents problem (HR), in which residents take the place of men, hospitals take the place of women, and hospitals may be multiply assigned up to some predetermined capacity. A *matching* in this scenario is defined as an allocation of residents to hospitals such that residents are not multiply assigned and the number of assignments for each hospital is at or below its capacity. A *stable matching* is then a matching in which there is no resident-hospital pair (r, h) , who find each other acceptable, such that r is unassigned or prefers h to their currently assigned hospital, and, h is below its capacity or prefers r to its worst assigned resident. Gale and Shapley [4] showed that a stable matching always exists in an instance of HR and can be found in linear time using the Resident-oriented Gale-Shapley Algorithm or the Hospital-oriented Gale-Shapley Algorithm [4]. There may be many stable matchings in a particular instance of HR.

In SMI, a stable matching may be found in linear time using the Gale-Shapley algorithms described above (referred to in this contexts as the Man-oriented Gale-Shapley Algorithm and the Woman-oriented Gale-Shapley Algorithm). The Man-oriented Gale-Shapley Algorithm produces a *man-optimal* stable matching, that is, a stable matching in which each man is assigned their most preferred woman in any stable matching. Unfortunately, the man-optimal stable matching is also *woman-pessimal* where each woman is assigned their least preferred man in any stable matching. Similarly the Woman-oriented Gale-Shapley Algorithm produces the woman-optimal (man-pessimal) stable matching.

Let I be an instance of SMI and n be the number of men or women in I . As in the HR case, there may be many stable matchings in a particular instance of SMI. Let \mathcal{M} be the set of all stable matchings in I , which may be exponential in size [10]. We note that by the “Rural Hospitals” Theorem [5] the same set of men and women are assigned in any stable matching of \mathcal{M} . Thus in order to simplify future descriptions, we are able to use the the Man-oriented Gale-Shapley Algorithm to find and remove all unassigned men and women from I prior to any other operation. Without loss of generality, we assume that from this point onwards, all men and women in I are assigned in any stable matching of I .

It is natural to wish to find a stable matching in \mathcal{M} , which is in some sense fair for both sets of men and women. We define the *rank* of a man or woman in stable matching M as the location of their assigned partner on their preference list. The *man-cost*, $c_U(M)$, in stable matching M is then defined as the sum of ranks of all men in the matching. The *man-degree*, $d_U(M)$, in M is the rank of the worst ranked man among all men in M . Analogous definitions hold for the *woman-cost*, $c_W(M)$ and *woman-degree*, $d_W(M)$ in M .

We now define four notions of fairness in the SMI context. A stable matching M is *balanced* [3], if the maximum of $c_U(M)$ and $c_W(M)$ is minimum over all stable matchings in \mathcal{M} . Feder [3] showed that the problem of finding a balanced stable matching in SMI is NP-hard, although can be approximated within a factor of 2. This approximation factor was improved to $2 - \frac{1}{l}$, where l is the length of the longest preference list, by Eric McDermid as noted in Manlove [14, pg. 110]. Gupta et al. [6] showed that a balanced stable matching can be found in $O(f(n)8^t)$ time when parameterised by $t = k - \min\{c_U(M_0), c_W(M_z)\}$, where $f(n)$ is a function polynomial in n and k is the balanced score. A stable matching M is *sex-equal* [8], if the absolute difference between $c_U(M)$ and $c_W(M)$ is minimum over all stable matchings in \mathcal{M} . Finding a sex-equal stable matching was shown to be NP-hard by Kato [12]. This result was later strengthened by McDermid and Irving [15] who showed that when parameterised by the sex-equality score, finding a sex-equal stable matching is not in class XP. Additionally, a polynomial-time algorithm to find a sex-equal stable matching is described for instances in which men have preference list of length at most 2 (women’s preference lists remaining unbounded) [15]. A stable matching M is *egalitarian* [13], if the sum of $c_U(M)$

and $c_W(M)$ is minimum over all stable matchings in \mathcal{M} , and may be found in $O(n^3)$ time [3]. Finally, a stable matching M is *minimum regret* [13], if the maximum of $d_U(M)$ and $d_W(M)$ is minimum among all stable matchings in \mathcal{M} . It is possible to find a minimum regret stable matching in $O(n^2)$ time [7]. These definitions of fairness are summarised in Table 1.

| | Cost | Degree |
|------------------------------------|---|---|
| Minimising the maximum | $\min_{M \in \mathcal{M}} \max\{c_U(M), c_W(M)\}$ | $\min_{M \in \mathcal{M}} \max\{d_U(M), d_W(M)\}$ |
| | Balanced stable matching [3] | Minimum regret stable matching [13] |
| Minimising the absolute difference | $\min_{M \in \mathcal{M}} c_U(M) - c_W(M) $ | $\min_{M \in \mathcal{M}} d_U(M) - d_W(M) $ |
| | Sex-equal stable matching [8] | Regret-equal stable matching * |
| Minimising the sum | $\min_{M \in \mathcal{M}} (c_U(M) + c_W(M))$ | $\min_{M \in \mathcal{M}} (d_U(M) + d_W(M))$ |
| | Egalitarian stable matching [13] | Min-regret sum stable matching * |

■ **Table 1** Commonly used definitions of fair stable matchings in SMI. Our contributions are labelled with an *.

In Table 1 there are two new natural definitions of fairness that can be studied.

- A stable matching M is *regret-equal* if the absolute difference between $d_U(M)$ and $d_W(M)$ is minimum over all stable matchings in \mathcal{M} . We define the *regret-equality score* $r(M)$ as $|d_U(M) - d_W(M)|$ for a given matching M . Thus a *regret-equal stable matching* is a stable matching M such that $r(M) = \min_{M' \in \mathcal{M}} |d_U(M') - d_W(M')|$. Note that in general we will prefer a regret-equal stable matching M such that $d_U(M) + d_W(M)$ is minimised (e.g. $(d_U(M), d_W(M)) = (3, 3)$ rather than $(d_U(M), d_W(M)) = (10, 10)$).
- A stable matching M is *min-regret sum* if the sum of $d_U(M)$ and $d_W(M)$ is minimum over all stable matchings in \mathcal{M} . We define the *regret sum* as $d_U(M) + d_W(M)$ for a given matching M . Therefore a *min-regret sum stable matching* is a stable matching M such that $d_U(M) + d_W(M) = \min_{M' \in \mathcal{M}} (d_U(M') + d_W(M'))$.

1.2 Motivation

Matching algorithms are widely used in the real world to solve allocation problems. A famous example of this is the *National Resident Matching Program* (NRMP). This scheme has been running in the US since 1952, and involves the allocation of thousands of graduating medical students to hospitals [17]. Other matching schemes involve the allocation of students to projects [1] and the allocation of kidney donors to kidney patients [2].

Let mentees take the place of men and mentors take the place of women. Thus, mentees (mentors) rank a subset of mentors (mentees) and may only be allocated one mentor (mentee) in any matching. If we used the (renamed) Mentee-Oriented Gale-Shapley Algorithm [4] to find a stable matching of mentees to mentors, then we would find a mentee-optimal stable matching M . However, as previously discussed, this would also be a mentor-pessimal stable matching. A similar but reversed situation happens using the (also renamed) Mentee-Oriented Gale-Shapley Algorithm [4]. Therefore we may wish to find a stable matching that is in some

sense fair between mentees and mentors using some of the criteria described in the previous section. All the types of fair stable matchings described in Table 1 are viable candidates. However, as previously described, each of the problems of finding a balanced stable matching or a sex-equal stable matching is NP-hard, and there are existing polynomial time algorithms in the literature to find only two types of fair stable matchings, namely an egalitarian stable matching (in $O(n^3)$ time) [3] and a minimum regret stable matching (in $O(n^2)$ time) [7]. Therefore, additional definitions of new, fair stable matchings and polynomial-time algorithms to calculate them provide additional choice for a matching scheme administrator.

Moreover, we may be interested in finding a measure that gives a worst-off mentee a partner of rank as close as possible to that of a worst-off mentor. However, from our experimental work in Section 5, we found that there was no other type of optimal stable matching that closely approximates the regret-equality score of the regret-equal stable matching. Indeed, results show that there exist regret-equal stable matchings with balanced score, egalitarian cost and degree that are close to that of a balanced stable matching, an egalitarian stable matching and a minimum regret stable matching, respectively. This motivates the search for efficient algorithms to produce a regret-equal stable matching that has “good” measure relative to other types of fair stable matching.

Whilst the practical motivation for studying min-regret sum stable matchings may not be as strong as in the regret-equality case, theoretical motivation comes from completing the study of the algorithmic complexity of computing all types of fair stable matchings relative to cost and degree, as shown in Table 1.

1.3 Contribution

In this paper, we present two efficient algorithms: one to find a regret-equal stable matching, and one to find a min-regret sum stable matching, in an instance I of SMI. Let M_0 and M_z be the man-optimal and woman-optimal stable matchings in I . First we present the *Regret-Equal Degree Iteration Algorithm* (REDI), to find a regret-equal stable matching in an instance I of SMI, with time complexity $O(d_0 n^3)$, where $d_0 = |d_U(M_0) - d_W(M_0)|$. This is the main result of the paper. Second we present the *Min-Regret Sum Algorithm* (MRS), to find a min-regret sum stable matching in an instance I of SMI, with time complexity $O(d_s n^2)$, where $d_s = d_U(M_z) - d_U(M_0)$. In addition to this theoretical work, the REDI algorithm was implemented and its performance was compared against an algorithm to enumerate all stable matchings [7] (exponential in the worst case). Finally, experiments were conducted to compare six different types of optimal stable matchings (balanced, sex-equal, egalitarian, min-regret, regret-equal, min-regret sum), and output from Algorithm REDI, over a range of measures (including balanced score, sex-equal cost, egalitarian cost, degree, regret-equality score, regret sum). In addition to the observations already discussed in Section 1.2, we found a large variation in sex-equal costs and regret-equal scores among the six different types of optimal stable matching, and, a far smaller variation for the balanced score, egalitarian cost, degree and regret sum measures. This smaller variation also includes outputs of Algorithm REDI, indicating that we are able to find a regret-equal stable matching in polynomial time with a likely good balanced score, egalitarian cost and degree using this algorithm. Indeed, we find in practice that Algorithm REDI approximates these types of optimal stable matchings at an average of 9.0%, 1.1% and 3.0% over their respective optimal values, for randomly-generated instances with $n = 1000$.

1.4 Structure of the paper

The rest of the paper is structured as follows. Section 2 gives preliminary notation and terminology. Sections 3 and 4 describe Algorithm REDI and Algorithm MRS respectively, giving in each case pseudocode, correctness proofs and time complexity calculations. An experimental evaluation is given in Section 5. Finally, future work is presented in Section 6.

2 Preliminary notation and terminology

The Stable Marriage problem with Incomplete lists (SMI) comprises two sets of agents, men $U = \{m_1, m_2, \dots, m_n\}$ and women $W = \{w_1, w_2, \dots, w_n\}$. Each man (woman) ranks a subset of women (men) in strict preference order. Let I be an instance of SMI. A *matching* M in this scenario is an assignment of men to women, such that no man or woman may be multiply assigned. Matching M is *stable* if there is no man-woman pair (m_i, w_j) who would rather be assigned to each other than their assigned partners (if any). A stable matching must exist in every instance of SMI [4]. Recall that \mathcal{M} is the set of all stable matchings in I . By the Rural Hospitals theorem [5], the same set of men and women are assigned in all stable matchings of \mathcal{M} . As discussed in Section 1.1, without loss of generality, we assume any instance I of SMI has been pre-processed to discard all agents unmatched in any stable matching.

Let M be a stable matching in SMI. We denote by $M(m_i)$ the woman m_i is assigned to in M and denote by $M(w_j)$ the man w_j is assigned to. The *rank* of m_i with respect to matching M is defined as the location of $M(m_i)$ on their preference list, and is denoted $\text{rank}(m_i, M(m_i))$. An analogous definition holds for women. We define the *man-degree* $d_U(M)$ of matching M as the largest rank of all men in M , that is, $d_U(M) = \max\{\text{rank}(m_i, M(m_i)) : m_i \in U\}$. Similarly, the *woman-degree* $d_W(M)$ of matching M is given by $d_W(M) = \max\{\text{rank}(w_j, M(w_j)) : w_j \in W\}$. Define the *degree pair* of M , denoted $d(M) = (a, b)$ as the tuple of man and woman degrees in M , where $a = d_U(M)$ and $b = d_W(M)$. The *man-cost* $c_U(M)$ of matching M is defined as the sum of ranks of all men, that is, $c_U(M) = \sum_{m_i \in U} \text{rank}(m_i, M(m_i))$. Similarly, The *woman-cost* of matching M is given by $c_W(M) = \sum_{w_j \in W} \text{rank}(w_j, M(w_j))$.

For some stable matching M , let $s(m_i, M)$ denote the next woman on m_i 's preference list (starting from $M(m_i)$) who prefers m_i to $M(s(m_i, M))$ (their partner in M). A *rotation* ρ is then a sequence of man-woman pairs $\{(m_1, w_1), (m_2, w_2), \dots, (m_q, w_q)\}$ in M , such that $m_{i+1} = M(s(m_i, M))$ for $1 \leq i \leq q$ where addition is taken modulo q [11]. We say rotation ρ is *exposed* on M if $\{(m_1, w_1), (m_2, w_2), \dots, (m_q, w_q)\} \subseteq M$. If ρ is exposed on M , we may *eliminate* ρ on M , that is, remove all pairs of ρ from M and add pairs (m_i, w_{i+1}) for $1 \leq i \leq q$, where addition is taken modulo q , in order to produce another stable matching M' of I . The *rotation poset* $R_p(I)$ of I indicates the order in which rotations may be eliminated. Rotation ρ is said to *precede* rotation τ if τ is not exposed until ρ has been eliminated. There is a one-to-one correspondence between the set of stable matchings and the set of closed subsets of $R_p(I)$ [11, Theorem 3.1]. Gusfield and Irving [8] describe a graphical structure known as the *rotation digraph* $R_d(I)$ of I which is based on $R_p(I)$ and allows for the enumeration of all stable matchings in $O(n^2 + n|\mathcal{M}|)$ time.

Let R be the set of rotations of I . Then $R_j(M)$ is the set of rotations that contain a women of rank j in M , that is, $R_j(M) = \{\sigma \in R : (m, w) \in \sigma \wedge \text{rank}(w, M(w)) = j\}$. Let M_z be the woman-optimal stable matching [4]. For any stable pair $(m_i, w_j) \notin M_z$, let $\phi(m_i, w_j)$ denote the unique rotation containing pair (m_i, w_j) . Finally, denote by $c(\rho)$ the closure of rotation ρ and similarly denote by $c(R')$ the closure of set of rotations R' . We say that the closure of an undefined rotation or an empty set of rotations is the empty set.

3 Algorithm to find a regret-equal stable matching in SMI

3.1 Description of the Algorithm

Algorithm REDI, which finds a regret-equal stable matching in a given instance I of SMI, is presented as Algorithm 1. For an instance I of SMI, Algorithm REDI begins with operations to find the man-optimal and woman-optimal stable matchings, M_0 and M_z , found using the Man-oriented and Women-oriented Gale-Shapley Algorithm [4]. The set of rotations R is also found using the Minimal Differences Algorithm [11].

Let $d(M_0) = (a_0, b_0)$. If $a_0 = b_0$ then we must have an optimal stable matching and so we output M_0 on Line 5. If $a_0 > b_0$ then any other matching M' , where $d(M') = (a', b')$, must have $a' \geq a_0$ and $b' \leq b_0$ since any rotation (or combination of rotations) eliminated on the man-optimal matching M_0 will make men no better off and women no worse off. Therefore M_0 is optimal and so it is returned on Line 5. Now suppose $a_0 < b_0$. Throughout the algorithm we save the best matching found so far to the variable M_{opt} starting with M_0 . We know that a matching exists with $d_0 = b_0 - a_0$ and so we try to improve on this, by finding a matching M with $r(M) < d_0$.

We create several ‘columns’ of possible degree pairs of a regret-equal matching as follows. The top-most pairs for columns $k \geq 1$ are given by the sequence

$$((a_0, b_0), (a_0 + 1, b_0), (a_0 + 2, b_0), \dots, (\min\{n, 2b_0 - a_0 - 1\}, b_0)).$$

The sequence of pairs for column k ($1 \leq k \leq \min\{2d_0, n - a_0 + 1\}$) from top to bottom is given by

$$((a_0 + k - 1, b_0), (a_0 + k - 1, b_0 - 1), (a_0 + k - 1, b_0 - 2), \dots, (a_0 + k - 1, \max\{a_0 - d_0 + k, 1\})).$$

At this point as long as the size n of the instance satisfies $n \geq 2b_0 - a_0 - 1$ and $a_0 - d_0 + 1 \geq 1$, the possible degree pairs of a regret-equal matching are shown in Figure 2 of Appendix A.1. We know this accounts for all possible degree pairs since, as above, if M' is any matching not equal to M_0 , where $d(M') = (a', b')$, it must be that $a' \geq a_0$ and $b' \leq b_0$. Setting $b' = b_0$, the largest a' could be is given by b_0 added to the maximum possible improved difference $d_0 - 1$, that is, $a' = b_0 + d_0 - 1 = 2b_0 - a_0 - 1$. If $n < 2b_0 - a_0 - 1$ then we only consider the first $n - a_0 + 1$ columns in Figure 2. The $a_0 - d_0 + k$ value is obtained by noting that if x is the final value of women’s degree for the column sequence above then $a_0 + k - 1 - x = d_0 - 1$ and so $x = a_0 + k - d_0$. Figure 3 of Appendix A.1 shows an example of the possible regret-equal degree pairs when $d(M_0) = (2, 6)$ and $n \geq 9$.

The column operation (Algorithm 2) works as follows. Let local variable M hold the current matching for this column, and let local variable Q be the set of rotations corresponding to M . Iteratively we first test if $r(M) < r(M_{opt})$ setting M_{opt} to M if so. We now check whether $d_U(M) \geq d_W(M)$. If it is, then any further rotation for this column will only make $r(M)$ larger, and so we stop iterating for this column, returning M_{opt} . Next, we find the set of rotations Q' in the closure of $R_b(M) \subseteq R$ that are not already eliminated to reach M . If eliminating these rotations would either increase the men’s degree or not decrease the women’s degree, then we return M_{opt} . Otherwise, set M to be the matching found when eliminating these rotations.

If after the column operation, $d_U(M_{opt}) = d_W(M_{opt})$, then we have a regret-equal matching and it is immediately returned on Lines 10 or 24 of Algorithm 1.

The column operation described above is called first from the man-optimal stable matching M_0 on Line 8, to iterate down the first column. Then for each man m_i we do the following.

■ **Algorithm 1** $\text{REDI}(I)$, returns a regret-equal stable matching for an instance I of SMI.

Require: An instance I of SMI.

Ensure: Return a regret-equal stable matching M_{opt} .

```

1:  $M_0 \leftarrow \text{MGS}(I)$   $\triangleright M_0$  is the man-optimal stable matching found using the Man-oriented
   Gale-Shapley Algorithm (MGS) [4].
2:  $M_z \leftarrow \text{WGS}(I)$   $\triangleright M_z$  is the woman-optimal stable matching found using the
   Woman-oriented Gale-Shapley Algorithm (WGS) [4].
3:  $R \leftarrow \text{MIN-DIFF}(I)$   $\triangleright R$  is the set of rotations found using the Minimal Differences
   Algorithm (MIN-DIFF) [11].
4: if  $d_U(M_0) \geq d_W(M_0)$  then
5:   return  $M_0$ 
6: end if
7:  $M_{opt} \leftarrow M_0$   $\triangleright M_{opt}$  is the best stable matching found so far.
8:  $M_{opt} \leftarrow \text{REDI-COL}(I, M_0, \emptyset, M_{opt})$   $\triangleright$  Find the best matching for the first column.
9: if  $r(M_{opt}) = 0$  then
10:  return  $M_{opt}$ 
11: end if
12: for each  $m_i \in U$  do  $\triangleright$  For each man.
13:    $M \leftarrow M_0$   $\triangleright M$  is the matching we start from for  $m_i$  at the beginning of each column.
14:    $Q \leftarrow \emptyset$   $\triangleright Q$  is the set of rotations corresponding to  $M$ .
15:   while  $(m_i, M(m_i)) \notin M_z$  and  $d_U(M) < d_W(M)$  do
16:      $\rho = \phi(m_i, M(m_i))$ 
17:      $a \leftarrow d_U(M)$ 
18:      $Q' \leftarrow c(\rho) \setminus Q$ 
19:      $M \leftarrow M/Q'$   $\triangleright$  Rotations in  $Q'$  are eliminated in order defined by the rotation
       poset of  $I$ .
20:      $Q \leftarrow Q \cup Q'$ 
21:     if  $d_U(M) > a$  and  $\text{rank}(m_i, M(m_i)) = d_U(M)$  then  $\triangleright$  The men's degree has
       increased and  $m_i$  is a worst ranked man in  $M$ .
22:        $M_{opt} \leftarrow \text{REDI-COL}(I, M, Q, M_{opt})$   $\triangleright$  Find the best matching for this column.
23:       if  $r(M_{opt}) = 0$  then
24:         return  $M_{opt}$ 
25:       end if
26:     end if
27:   end while
28: end for
29: return  $M_{opt}$ 

```

Let M be set to M_0 . Iteratively we eliminate $(m_i, M(m_i))$ from M by eliminating rotation ρ and its predecessors (not already eliminated to reach M) such that $(m_i, M(m_i)) \in \rho$. We continue doing this until the men's degree increases and $\text{rank}(m_i, M(m_i)) = d_U(M)$. This has the effect of jumping our focus from some column of possible degree pairs, to another column further to the right with m_i being one of the lowest ranked men in M . Once we have moved to a new column we perform the column operation described above. If either m_i has the same partner in M as in M_z (hence there are no rotations left that move m_i) or $d_U(M) > d_W(M)$ (further rotations will only increase the regret-equality score), then we stop iterating for m_i . In this case we restart this process for the next man, or return M_{opt} if we

■ **Algorithm 2** $\text{REDI-COL}(I, M, Q, M_{opt})$, subroutine for Algorithm 1. Column operation for the current column $d_U(M)$. Returns M_{opt} , the best stable matching found so far (according to the regret-equality score).

Require: An instance I of SMI, stable matching M , the closure of M , Q and M_{opt} the best stable matching found so far (according to the regret-equality score).

Ensure: Finds the best stable matching (according to the regret-equality score) found when incrementally eliminating women of worst rank from the current matching, without increasing the men's degree. If an improvement is made then M_{opt} is updated. M_{opt} is returned. All variables used within Algorithm 2 are understood to be local.

```

1:  $a \leftarrow d_U(M)$ 
2: while true do
3:   if  $r(M) < r(M_{opt})$  then
4:      $M_{opt} \leftarrow M$ 
5:   end if
6:   if  $d_U(M) \geq d_W(M)$  then  $\triangleright$  Further rotations for this column would only increase
     the difference in degree of men and women.
7:     return  $M_{opt}$ 
8:   end if
9:    $b \leftarrow d_W(M)$ 
10:   $Q' \leftarrow c(R_b(M)) \setminus Q$ 
11:  if  $d_U(M/Q') > a \vee d_W(M/Q') = b$  then
12:    return  $M_{opt}$ 
13:  else
14:     $M \leftarrow M/Q'$   $\triangleright$  Rotations in  $Q'$  are eliminated in order defined by the rotation
    poset of  $I$ .
15:     $Q \leftarrow Q \cup Q'$ 
16:  end if
17: end while

```

have completed this process for all men. Note that since at the end of a while loop iteration, if $r(M) = 0$ then M_{opt} is returned, it is not possible for the condition $d_U(M) = d_W(M)$ to ever be satisfied in the while loop clause.

3.2 Correctness proof and time complexity

In this section we state the correctness and time complexity results for Algorithm REDI. Please see Appendix A.2 for proofs of these theorems.

► **Theorem 2.** *Let I be an instance of SMI. Any matching produced by Algorithm REDI is a regret-equal stable matching of I .*

► **Theorem 3.** *Let I be an instance of SMI. Algorithm REDI always terminates within $O(d_0 n^3)$ time, where $d_0 = |d_U(M_0) - d_W(M_0)|$, n is the number of men or women in I and M_0 is the man-optimal stable matching.*

3.3 Regret-equal stable matchings with minimum cost

We may seek a regret-equal stable matching with minimum egalitarian cost over all regret-equal stable matchings. This may be achieved in $O(n^6)$ time using the following process.

We define the *deletion* of pair (m_i, w_j) as the removal of w_j from m_i 's preference list and the removal of m_i from w_j 's preference list. *Truncating men's preference lists at t* , where $1 \leq t \leq n$, is then the process of deleting pair (m_i, w_j) for each (m_i, w_j) such that $\text{rank}(m_i, w_j) > t$. An analogous definition holds for women. For a given SMI instance I , first find the regret-equality score r of the regret-equal stable matching using Algorithm REDI in $O(d_0 n^3)$ time. Then, iterate over all possible man-woman degree pairs (a, b) such that $|a - b| = r$ (there are $O(n)$ such pairs). For each such degree pair (a, b) , truncate men at a and women at b , creating instance I' . Then, for each of the $O(n^2)$ man-woman pairs (m_i, w_j) in I' , fix m_i with his a th-choice partner and w_j with her b th-choice partner (where ranks are taken with respect to instance I), if possible. If this is not possible then continue to the next degree pair. Assume that w'_j is m_i 's a th-choice partner, and m'_i is w_j 's b th-choice partner. In I' , we now delete pairs (m''_i, w''_j) for any w''_j such that m_i prefers w''_j to w'_j and w''_j prefers m_i to m''_i . Also delete the pair (m''_i, w''_j) for any m''_i such that w_j prefers m''_i to m'_i and m''_i prefers w_j to w''_j . Next we delete all remaining preference list elements of m_i except w'_j and all remaining preference list elements of w_j except m'_i . The Gale-Shapley Algorithm is run to check that a stable matching of size n exists in I' . If no such stable matching exists then we move on to the next degree pair. Feder's Algorithm may then be used to find an egalitarian stable matching in the reduced SMI instance I' in $O(n^3)$ time (using the original ranks in I as costs). This makes a total of $O(n^6)$ time to find a regret-equal stable matching with minimum egalitarian cost.

4 Algorithm to find a min-regret sum stable matching in SMI

Algorithm MRS, which finds a min-regret sum stable matching, given an instance of SMI, is presented as Algorithm 3. First, the man-optimal and woman-optimal stable matchings, M_0 and M_z , are found using the Man-oriented and Women-oriented Gale-Shapley Algorithms [4]. The best matching found so far, denoted M_{opt} is initialised to M_0 . We then iterate over each possible man degree a between $d_U(M_0)$ and $d_U(M_z)$ inclusive, where an improvement of M_{opt} , according to the regret sum, is still possible. As an example, suppose M_{opt} has a regret sum of 5 with $d_U(M_{opt}) = 2$ and $d_W(M_{opt}) = 3$. Then, it is not worth iterating over any man degree greater than 3 since it will not be possible to improve on the regret sum of 5 by doing so. For each iteration of the while loop, we truncate the men's preference lists at a , and find the woman-optimal stable matching M_z^T for this truncated instance. If the regret sum of M_z^T is smaller than that of M_{opt} , we update M_{opt} to M_z^T . After all iterations over possible men's degrees are completed, M_{opt} is returned.

Let d_s denote the difference between the degree of men in the woman-optimal stable matching M_z , and in the man-optimal stable matching M_0 , that is $d_s = d_U(M_z) - d_U(M_0)$. In Theorem 5, we show that Algorithm MRS produces a min-regret sum stable matching in $O(d_s n^2)$ time. See Appendix B for the proof of this Theorem.

► **Theorem 5.** *Let I be an instance of SMI. Algorithm MRS produces a min-regret sum stable matching in $O(d_s n^2)$ time, where $d_s = d_U(M_z) - d_U(M_0)$, n is the number of men or women in I , and M_0 and M_z are the man-optimal and woman-optimal stable matchings respectively.*

5 Experiments

5.1 Methodology

An Enumeration Algorithm (ENUM) exists to find the set of all stable matchings of an instance I of SMI in $O(n^2 + n|\mathcal{M}|)$ time [7]. Within this time complexity, it is possible to

■ **Algorithm 3** $\text{MRS}(I)$, returns a min-regret sum stable matching for an instance I of SMI

Require: An instance I of SMI.

Ensure: Return a min-regret sum stable matching M_{opt} .

```

1:  $M_0 \leftarrow \text{MGS}(I) \triangleright M_0$  is the man-optimal stable matching found using the Man-oriented
   Gale-Shapley Algorithm (MGS) [4].
2:  $M_z \leftarrow \text{WGS}(I) \triangleright M_z$  is the woman-optimal stable matching found using the
   Woman-oriented Gale-Shapley Algorithm (WGS) [4].
3:  $M_{opt} \leftarrow M_0$ 
4:  $a \leftarrow d_U(M_0)$ 
5: while  $a \leq d_U(M_z)$  and  $a + 1 < d_U(M_{opt}) + d_W(M_{opt})$  do
6:    $I_T \leftarrow$  instance  $I$  where men's preference lists are truncated at rank  $a$ .
7:    $M_z^T \leftarrow \text{WGS}(I_T)$ 
8:   if  $d_U(M_z^T) + d_W(M_z^T) < d_U(M_{opt}) + d_W(M_{opt})$  then
9:      $M_{opt} \leftarrow M_z^T$ 
10:  end if
11:   $a \leftarrow a + 1$ 
12: end while
13: return  $M_{opt}$ 

```

output a regret-equal stable matching from this set of stable matchings, by keeping track of the best stable matching found so far (according to the regret-equality score) as they are created. We randomly generated instances of SM, in order to compare the performance of Algorithms REDI and ENUM. Using output from Algorithm ENUM, we also investigated the effect of varying instance sizes, for six different types of optimal stable matchings (balanced, sex-equal, egalitarian, min-regret, regret-equal, min-regret sum), and also output from Algorithm REDI, over a range of measures (including balanced score, sex-equal cost, egalitarian cost, degree, regret-equality score, regret sum). Tests were run over 19 different instance types with varying instance size ($n \in \{10, 20, \dots, 100, 200, \dots, 1000\}$). All instances tested were complete with uniform distributions on preference lists. Experiments were run over 500 instances of each instance type.

Each instance was run over the two algorithms described above with a timeout time of 1 hour for each algorithm. No instances timed out for these experiments. Experiments were conducted on a machine running Ubuntu version 18.04 with 32 cores, 8×64GB RAM and Dual Intel® Xeon® CPU E5-2697A v4 processors. Instance generation, correctness summarisation and statistics summarisation programs were written in Python and run on Python version 2.7.15. Plot and latex table generation was also written in Python, but run on Python version 3.6.1. All other code was written in Java and compiled using Java version 1.8.0. Each instance was run on a single thread with 16 instances run in parallel using GNU Parallel [18]. Serial Java garbage collection was used with a maximum heap size of 2GB distributed to each thread. Code and data repositories for these experiments can be found at zenodo.org/record/3630383 and zenodo.org/record/3630349 respectively. Comprehensive correctness testing was conducted, a description of which may be seen in Appendix C.1.

5.2 Experimental results summary

Figure 1 shows comparisons of six different types of optimal stable matchings (balanced, sex-equal, egalitarian, min-regret, regret-equal, min-regret sum), and output from Algorithm REDI, over a range of measures (including balanced score, sex-equal cost, egalitarian cost,

degree, regret-equality score, regret sum), as n increases. Optimal stable matching statistics involving a measure determined by cost (respectively degree) are given a green (respectively blue) colour. For a particular fairness objective A and a particular fairness measure B , there may be a set of several stable matchings that are optimal with respect to A . In this case we choose a matching from this set that has best possible measure with respect to B . For example, if we are looking at the regret-equality score, for a particular instance, we find a sex-equal stable matching that has smallest regret-equality score (over the set of all sex-equal stable matchings) and use this value to plot the regret-equal score for this type of optimal stable matching. This process is replicated for the other types of optimal stable matching. In each case the mean measure value is plotted for the given type of optimal stable matching. Data for these plots may be found in Tables 3, 4, 5, 6, 7 and 8 of Appendix C.2.

Figure 5 of Appendix C.2 shows a comparison of the time taken to execute the two algorithms over increasing values of n . Precise data for this plot can be seen in Table 2 of Appendix C.2 which gives the mean, median, 5th percentile and 95th percentile durations for Algorithms REDI and ENUM. In Figure 5, the median values of time taken for each algorithm are plotted and a 90% confidence interval is displayed using the 5th and 95th percentile measurements. Additional experiments and evaluations not discussed here may also be found in Appendix C.3.

The main results of these experiments are:

- *Time taken:* It is clear from Figure 5 in Appendix C.2 that Algorithm REDI is the faster algorithm in practice, taking approximately 2s to solve an instance of size $n = 1000$ with very little variation. In contrast, Algorithm ENUM takes around 8s for an instance of size $n = 1000$ with a far larger variation.
- *Sex-equal cost:* A wide variation in sex-equal cost over the six optimal matchings can be seen in Figure 1b (and Table 4). Sex-equal and balanced stable matchings are extremely closely aligned giving a mean sex-equal cost of 265.0 and 284.0 respectively for the instance type with $n = 1000$. Min-sum regret stable matching, on the other hand, performed the least well with a mean sex-equal cost of 12400.0 for the same instance type.
- *Regret-equality score:* Similar to the previous point we see a wide variation in regret-equality score over the six optimal stable matchings in Figure 1e (and Table 7). For the instance type with $n = 1000$, this ranges from a mean regret-equality score of 14.2 for the regret-equal stable matching to 84.6 for the minimum regret stable matching. It is interesting to note that the type of optimal stable matching (out of the six optimal stable matchings tested) whose regret-equality score tends to be furthest away from that of a regret-equal stable matching is the min-regret sum stable matching. This may be due to the fact that minimising the sum of two measures does not necessarily force the two measures to be close together.
- *Output from Algorithm REDI:* Due to the wide variation of regret-equality scores among different types of optimal stable matchings (as described above) it is clear that no other optimal stable matching is able to closely approximate a regret-equal stable matching, which highlights the importance of Algorithm REDI that is designed specifically for optimising this measure. Interestingly, Algorithm REDI is also competitive in terms of balanced score, egalitarian cost and degree. Indeed, we can see from Tables 3, 5 and 6, that Algorithm REDI approximates these types of optimal stable matchings at an average of 9.0%, 1.1% and 3.0% over their respective optimal values, for instances with $n = 1000$. Over all instance sizes, these values are within ranges [4.0%, 10.9%], [1.1%, 3.4%] and [1.3%, 3.7%], respectively. This gives a good indication of the high-quality of output from this algorithm even on seemingly unrelated measures.

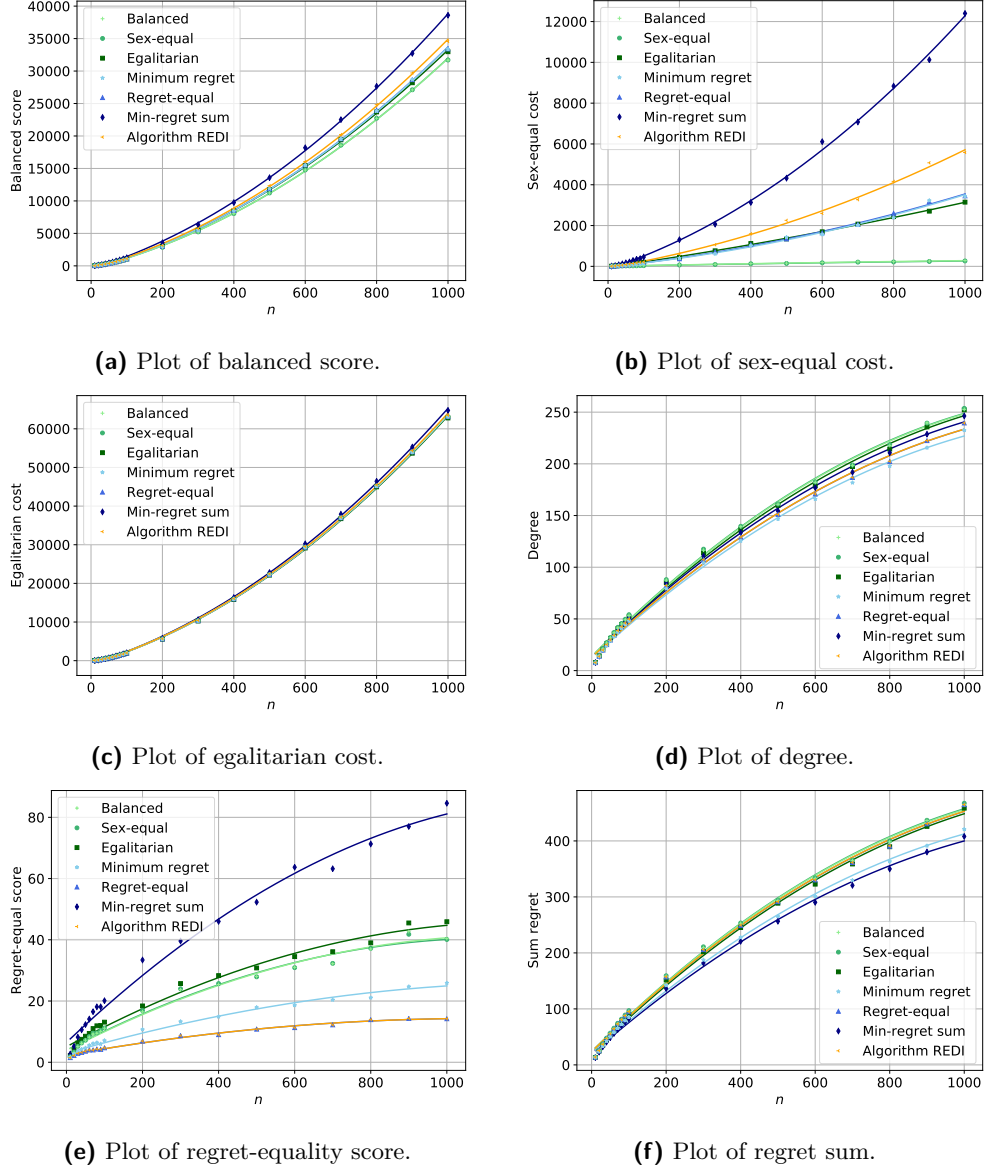


Figure 1 Plots of experiments to compare six different optimal stable matchings (balanced, sex-equal, egalitarian, min-regret, regret-equal, min-regret sum), and output from Algorithm REDI, over a range of measures (including balanced score, sex-equal cost, egalitarian cost, degree, regret-equality score, regret sum). A second order polynomial model has been assumed for all best-fit lines.

6 Future work

This paper introduces two new notions of fair stable matchings for SMI, namely, the regret-equal stable matching and the min-regret sum stable matching. We presented algorithms that are able to compute matchings of these types in polynomial time: $O(d_0 n^3)$ time for the regret-equal stable matching, where $d_0 = |d_U(M_0) - d_W(M_0)|$; and $O(d_s n^2)$ time for the min-regret sum stable matching, where $d_s = d_U(M_z) - d_U(M_0)$. It remains open as to whether these time complexities can be improved.

References

- 1 David J. Abraham, Robert W. Irving, and David F. Manlove. Two algorithms for the student-project allocation problem. *Journal of Discrete Algorithms*, 5:73–90, 2007.
- 2 Péter Biró, Joris van de Klundert, David Manlove, William Pettersson, Tommy Andersson, Lisa Burnapp, Pavel Chromy, Pablo Delgado, Piotr Dworczak, Bernadette Haase, Aline Hemke, Rachel Johnson, Xenia Klimentova, Dirk Kuypers, Alessandro Nanni Costa, Bart Smeulders, Frits Spieksma, María O. Valentín, and Ana Viana. Modelling and optimisation in european kidney exchange programmes. *Elsevier*, 13:4:1–10, 2019.
- 3 Tomás Feder. *Stable Networks and Product Graphs*. PhD thesis, Stanford University, 1990. Published in *Memoirs of the American Mathematical Society*, vol. 116, no. 555, 1995.
- 4 David Gale and Lloyd S. Shapley. College admissions and the stability of marriage. *The American Mathematical Monthly*, 69(1):9–15, 1962.
- 5 David Gale and Marilda Sotomayor. Some remarks on the stable matching problem. *Discrete Applied Mathematics*, 11:223–232, 1985.
- 6 Sushmita Gupta, Sanjukta Roy, Saket Saurabh, and Meirav Zehavi. Balanced stable marriage: How close is close enough? In *Proceedings. WADS '19: Algorithms and Data Structures Symposium LNCS 11646*, pages 423–437. Springer, 2019.
- 7 Dan Gusfield. Three fast algorithms for four problems in stable marriage. *Siam Journal of Computing*, 16(1):111–128, 1987.
- 8 Dan Gusfield and Robert W. Irving. *The Stable Marriage Problem*. The MIT Press, 1989.
- 9 IBM. CPLEX optimizer. <https://www.ibm.com/analytics/cplex-optimizer>, 2019.
- 10 Robert W. Irving and Paul Leather. The complexity of counting stable marriages. *SIAM Journal of Computing*, 15(3):655–667, 1986.
- 11 Robert W. Irving, Paul Leather, and Dan Gusfield. An efficient algorithm for the "optimal" stable marriage. *Journal of the Association for Computational Machinery*, 34(3):532–543, 1987.
- 12 Akiko Kato. Complexity of the sex-equal stable marriage problem. *Japan Journal of Industrial and Applied Mathematics*, 10:1–19, 1993.
- 13 Donald E. Knuth. *Mariages Stable*. Les Presses de L'Université de Montréal, 2009. English translation in *Stable Marriage and its Relation to Other Combinatorial Problems*, volume 10 of CRM Proceedings and Lecture Notes, American Mathematical Society, 1997.
- 14 David F. Manlove. *Algorithmics of Matching Under Preferences*. World Scientific, 2013.
- 15 Eric McDermid and Robert W. Irving. Sex-equal stable matchings: Complexity and exact algorithms. *Algorithmica*, 68:545–570, 2014.
- 16 Stuart Mitchell, Michael O'Sullivan, and Iain Dunning. PuLP: A linear programming toolkit for Python. *Optimization Online*, 2011.
- 17 Elliott Peranson and Richard R. Randlett. The NRMP matching algorithm revisited: Theory versus practice. *Academic Medicine*, 70(6):477–484, 1995.
- 18 Ole Tange. GNU parallel - the command-line power tool. *The USENIX Magazine*, pages 42–47, 2011.

A

 Algorithm REDI supplement

This appendix section presents supplementary information for Algorithm REDI.

A.1 Regret-equal degree tuples

Figure 2 shows the possible degree pairs of a regret-equal stable matching in the general case. Figure 3 shows the possible degree pairs for a regret-equal stable matching where $d(M_0) = (2, 6)$ and $n \geq 9$.

| $r(M)$ | Degree pairs $(d_U(M), d_W(M))$ | | | | | | | | |
|-------------------|---------------------------------|----------------------------|-----|------------------|--------------|------------------|-----|-------------------------|-------------------------|
| k | 1 | 2 | ... | $b_0 - a_0 - 1$ | $b_0 - a_0$ | $b_0 - a_0 + 1$ | ... | $2b_0 - 2a_0 - 2$ | $2b_0 - 2a_0 - 1$ |
| $d_0 = b_0 - a_0$ | (a_0, b_0) | | | | | | | | |
| $b_0 - a_0 - 1$ | $(a_0, b_0 - 1)$ | $(a_0 + 1, b_0)$ | | | | | | | |
| ... | ... | | | | | | | | |
| 1 | $(a_0, a_0 + 1)$ | $(a_0 + 1, a_0 + 2)$ | ... | $(b_0 - 1, b_0)$ | | | | | |
| 0 | (a_0, a_0) | $(a_0 + 1, a_0 + 1)$ | ... | | (b_0, b_0) | | | | |
| 1 | $(a_0, a_0 - 1)$ | $(a_0 + 1, a_0)$ | ... | | | $(b_0 + 1, b_0)$ | | | |
| ... | ... | | | | | | | | |
| $b_0 - a_0 - 2$ | $(a_0, a_0 - d_0 + 2)$ | $(a_0 + 1, a_0 - d_0 + 3)$ | ... | | | | | $(2b_0 - a_0 - 2, b_0)$ | |
| $b_0 - a_0 - 1$ | $(a_0, a_0 - d_0 + 1)$ | $(a_0 + 1, a_0 - d_0 + 2)$ | ... | | | | | | $(2b_0 - a_0 - 1, b_0)$ |

■ **Figure 2** Possible regret-equal degree tuples for men and women when $d(M_0) = (a_0, b_0)$, $n \geq 2b_0 - a_0 - 1$ and $a_0 - d_0 + 1 \geq 1$.

| $r(M)$ | Degree pairs $(d_U(M), d_W(M))$ | | | | | | | |
|-----------|---------------------------------|--------|--------|--------|--------|--------|--------|--------|
| k | 1 | 2 | 3 | 4 | 5 | 6 | 7 | 8 |
| $d_0 = 4$ | (2, 6) | | | | | | | |
| 3 | (2, 5) | (3, 6) | | | | | | |
| 2 | (2, 4) | (3, 5) | (4, 6) | | | | | |
| 1 | (2, 3) | (3, 4) | (4, 5) | (5, 6) | | | | |
| 0 | (2, 2) | (3, 3) | (4, 4) | (5, 5) | (6, 6) | | | |
| 1 | (2, 1) | (3, 2) | (4, 3) | (5, 4) | (6, 5) | (7, 6) | | |
| 2 | | (3, 1) | (4, 2) | (5, 3) | (6, 4) | (7, 5) | (8, 6) | |
| 3 | | | (4, 1) | (5, 2) | (6, 3) | (7, 4) | (8, 5) | (9, 6) |

■ **Figure 3** Possible regret-equal degree tuples for men and women when $d(M_0) = (2, 6)$ and $n \geq 9$.

A.2 Correctness proof

Theorem 2, with accompanying Proposition 1, shows that Algorithm REDI always produces a regret-equal stable matching. Theorem 3 shows that Algorithm REDI runs in $O(d_0 n^3)$ time.

► **Proposition 1.** *Let I be an instance of SMI and let M and M' be stable matchings in I where for each man $m_i \in U$, $\text{rank}(m_i, M(m_i)) \leq \text{rank}(m_i, M'(m_i))$ and $d_U(M) = d_U(M')$. Let Q and Q' denote the set of rotations eliminated from M_0 to reach M and M' respectively. Then stable matching M'' with $d(M'') = d(M')$ may be found by ensuring all rotations in $R_d = c(\{\rho \in R : \exists(m, w) \in \rho \text{ where } d_W(M) \geq \text{rank}(w, m) > d_W(M')\} \setminus Q)$ are eliminated from M . Figure 4 shows a summary of degree pairs for M , M' and M'' in the general case.*

Proof. First, since $\text{rank}(m_i, M(m_i)) \leq \text{rank}(m_i, M'(m_i))$ and each rotation must make some man worse off, we know that each rotation in Q must be eliminated to reach M' and therefore $Q \subseteq Q'$. Second, we also know that any rotation containing a woman at rank larger than $d_W(M')$ must be eliminated from M in order to reach M' (additional rotations may also have been eliminated). But these are precisely the rotations in R_d , hence $R_d \subseteq Q'$. Let M'' be the stable matching found when eliminating R_d on M and let $Q'' = Q \cup R_d$ denote the unique set of rotations corresponding to M'' . Then $Q'' \subseteq Q'$ since $Q \subseteq Q'$ and $R_d \subseteq Q'$.

We observe the following.

- Since $Q \subseteq Q''$, it must be that $d_U(M) \leq d_U(M'')$, and as $d_U(M) = d_U(M')$, it follows that $d_U(M') \leq d_U(M'')$;
- $Q \cup R_d$ is the set of all rotations with pairs containing women of rank larger than $d_W(M')$. Since $Q'' = Q \cup R_d$ and all rotations in Q'' are eliminated on M_0 to reach M'' , it must be the case that $d_W(M'') \leq d_W(M')$;
- Since $Q'' \subseteq Q'$, it must be that $d_U(M'') \leq d_U(M')$ and $d_W(M'') \geq d_W(M')$.

Hence $d(M'') = d(M')$ as required. ◀

► **Theorem 2.** *Let I be an instance of SMI. Any matching produced by Algorithm REDI is a regret-equal stable matching of I .*

Proof. There are four points in Algorithm 1's execution where we return a matching, namely Lines 5, 10, 24 and 29. First we show that if M is a matching returned at any of these points then M is stable. Next we look at each of these points where a matching may be returned and show they are regret-equal stable matchings.

$$\begin{aligned}
& (a_0 + k - 1, b_0) \\
& (a_0 + k - 1, b_0 - 1) \\
& (a_0 + k - 1, b_0 - 2) \\
& \dots \\
& d(M) \\
& \dots \\
& d(M') = d(M'') \\
& \dots \\
& (a_0 + k - 1, \max\{a_0 - d_0 + k, 1\})
\end{aligned}$$

■ **Figure 4** Degree pairs in column $k = d_U(M)$ for instance I , built as per the description in Section 3.1.

Let M be the matching returned at any of the four points above. Then M is stable since it is found by iteratively eliminating sets of rotations that form closed subsets of the rotation poset of I (on Line 19 of Algorithm 1 and Line 14 of Algorithm 2) starting from the man-optimal stable matching (created on Line 1). Since there is a 1-1 correspondence between closed subsets of the rotation poset and the set of all stable matchings [11, Theorem 3.1], M is a stable matching.

Let M_1 be a matching that is returned by Line 5. Since M_1 has been returned by Line 5 it must be that $d_U(M_1) \geq d_W(M_1)$ and therefore by the same reasoning given in the second paragraph of Section 3.1, M_1 is a regret-equal stable matching.

Let M_2 be a matching that is returned by either Line 10 or Line 24. To be returned at these points $r(M_2) = 0$ and therefore M_2 is a regret-equal stable matching.

Let M_3 be a matching that is returned by Line 29 and let M' be a regret-equal stable matching such that $d_U(M')$ is minimum over all regret-equal stable matchings. We will prove that $r(M_3) = r(M')$ by showing it will not have been possible for us to miss a stable matching with regret-equality score equal to $r(M')$ during the algorithm's execution. First we show that the column operation (Algorithm 2) must be executed for column $d_U(M')$. Then, we show that during this column operation M_{opt} will be updated such that $r(M_{opt}) = r(M')$.

Since M' is not returned on Line 5, $M' \neq M_0$. If $d_U(M') = d_U(M_0)$ then clearly the column operation is executed on Line 8 for column $d_U(M')$. Assume therefore that $d_U(M') \neq d_U(M_0)$. Without loss of generality let $\{m_1, m_2, \dots, m_k\}$ be the set of men who are at rank $d_U(M')$ in M' . We enter the while loop on Line 15 for each man $m_j \in \{m_1, m_2, \dots, m_k\}$. M is initialised to M_0 . Successively, the algorithm eliminates all rotations in $c(\phi(m_j, M(m_j)))$ that are not yet eliminated until $M(m_j) = M'(m_j)$. This must be possible since $(m_j, M'(m_j)) \in M'$ and M' is a stable matching in I . During the while loop iteration that rotates m_j down to their $M'(m_j)$ partner, it is not necessarily the case that the current matching M updates its man-degree to $d_U(M')$ at this point. This is because although $d_U(M) = d_U(M')$, an earlier movement of m_j in a previous while loop iteration may have brought some other man in $\{m_1, m_2, \dots, m_k\}$ down to their partner in M' already. Note that it is not possible for a man to overshoot column $d_U(M')$ when moving m_j down to their $M'(m_j)$ partner since the set of rotations we have eliminated to bring m_i down to $M'(m_i)$ is a subset of the rotations corresponding to M' . However, for at least one of these men $m_i \in \{m_1, m_2, \dots, m_k\}$, the while loop iteration that moves m_i down to $M'(m_i)$ will also lead to $d_U(M)$ increasing to the same value as $d_U(M')$. Assume we are beginning the while loop iteration on Line 15 for man m_i . Let $M = M_0$. We continue eliminating rotations that have not yet been eliminated in $c(\phi(m_i, M(m_i)))$ until $M(m_i) = M'(m_i)$. Our choice

of m_i ensures that the movement of m_i to their $M'(m_i)$ partner occurs at the same time as $d_U(M)$ increases to $d_U(M')$ and so we satisfy the conditions on Line 21 to perform the column operation (Algorithm 2) on M for column $d_U(M')$.

From above we know that the column operation (Algorithm 2) will be executed for column $d_U(M')$. Either we start this column operation with M_0 , or we have only eliminated the minimum number of rotations necessary to take m_i down to $M'(m_i)$ from M_0 . In either case we know that $\text{rank}(m_l, M(m_l)) \leq \text{rank}(m_l, M'(m_l))$ for all $m_l \in U$. For this column a regret-equal stable matching may be found with degree pairs that are either $(d_U(M'), d_U(M') + r(M'))$ or $(d_U(M'), d_U(M') - r(M'))$. The degree of matching M' is given by one of the above pairs, but it may be possible for regret-equal stable matchings to exist in I with both of the above degree pairs. Assume firstly that $d(M') = (d_U(M'), d_U(M') + r(M'))$. The algorithm will attempt to successively eliminate from M rotations containing women of rank $d_W(M)$. By Proposition 1, since $\text{rank}(m_i, M(m_i)) \leq \text{rank}(m_i, M'(m_i))$ for all $m_i \in U$ and $d_U(M) = d_U(M')$, we know the algorithm will continue this process until M is updated to a regret-equal stable matching with $d(M) = d(M')$ and so M_{opt} will be set to M with $r(M_{opt}) = r(M')$. Assume then that $d(M') = (d_U(M'), d_U(M') - r(M'))$, where a regret-equal stable matching may or may not exist with degree $(d_U(M'), d_U(M') + r(M'))$. Then similar to before, the algorithm successively eliminates from M rotations containing women of rank $d_W(M)$. This may result in a regret-equal stable matching M being found with $d(M) = (d_U(M'), d_U(M') + r(M'))$ in which case M_{opt} will be set to M with $r(M_{opt}) = r(M')$. Assume this is not the case. Then, by Proposition 1, since $\text{rank}(m_i, M(m_i)) \leq \text{rank}(m_i, M'(m_i))$ for all $m_i \in U$ and $d_U(M) = d_U(M')$, we know the algorithm will continue eliminating rotations containing women of rank $d_W(M)$ until M is updated to a regret-equal stable matching with $d(M) = d(M')$ and so M_{opt} will be set to M with $r(M_{opt}) = r(M')$ as above.

Therefore any matching returned by Algorithm REDI is a regret-equal equal stable matching. \blacktriangleleft

► Theorem 3. *Let I be an instance of SMI. Algorithm REDI always terminates within $O(d_0 n^3)$ time, where $d_0 = |d_U(M_0) - d_W(M_0)|$, n is the number of men or women in I and M_0 is the man-optimal stable matching.*

Proof. The for loop on Line 12 of Algorithm 1 iterates over all men, n times, where n is the number of men or women. During the nested while loop on Line 15, each man m_i may be rotated down their preference list on Line 19, $d_U(M_z) - d_U(M_0) + 1 = 2d_0 - 1$ times (the number of possible columns k from Figure 2). Rotations are eliminated on Line 19 of Algorithm 1 and Line 14 of Algorithm 2 successively, beginning at the man-optimal stable matching M_0 , meaning $O(n^2)$ rotations are eliminated in total for each while loop iteration at Line 15 of Algorithm 1. This may also be viewed as $O(n^2)$ man-woman pair changes since the number of possible man-woman pairs in I is $O(n^2)$ and each pair existing in the set of rotations is unique. Therefore Algorithm REDI runs in $O(d_0 n^3)$ time and since preference lists of men and women are finite, the algorithm terminates. \blacktriangleleft

B Algorithm MRS correctness and time complexity proof

Theorem 5 provides the correctness proof and time complexity analysis for Algorithm MRS. In Lemma 4 and Theorem 5 we will use the following notation and terminology. Let I be an instance of SMI. Let I_T be the truncated instance of I , created on Line 6 of Algorithm 3, where men are truncated below rank a . Let \mathcal{M}_T be the set of stable matchings in I_T . Finally, let $\text{reduced}(\mathcal{M}) = \{M \in \mathcal{M} : \forall (m_i, w_j) \in M, \text{rank}(m_i, w_j) \leq a\}$.

► **Lemma 4.** $\mathcal{M}_T = \text{reduced}(\mathcal{M})$.

Proof. Let stable matching M' of size n exist in \mathcal{M}_T . If we transform I_T to I then we are adding preference list pairs (m_i, w_j) where $\text{rank}(m_i, w_j) > \text{rank}(m_i, M'(m_i))$. But then, (m_i, w_j) cannot constitute a blocking pair and so M' must be stable in I with $M' \in \mathcal{M}$. Also, since M' is in I_T it must be the case that $\text{rank}(m_i, w_j) \leq a$. Hence $\mathcal{M}_T \subseteq \text{reduced}(\mathcal{M})$.

Let stable matching M'' exist in $\text{reduced}(\mathcal{M})$. By the definition of $\text{reduced}(\mathcal{M})$ and I_T all pairs in M'' must exist in preference lists of the truncated instance I_T . If we transform I to I_T we will only be removing some pairs from preference lists that do not exist in M'' . Therefore since we are only removing pairs, it is not possible to introduce pairs into I_T that would block M'' and so M'' is stable in I_T . Hence $\mathcal{M}_T \supseteq \text{reduced}(\mathcal{M})$.

Therefore $\mathcal{M}_T = \text{reduced}(\mathcal{M})$, as required. ◀

► **Theorem 5.** Let I be an instance of SMI. Algorithm MRS produces a min-regret sum stable matching in $O(d_s n^2)$ time, where $d_s = d_U(M_z) - d_U(M_0)$, n is the number of men or women in I , and M_0 and M_z are the man-optimal and woman-optimal stable matchings respectively.

Proof. Let M be a min-regret sum stable matching in I with $d_U(M)$ minimum among all min-regret sum stable matchings. We show that it is not possible to miss a stable matching M' with $d(M') = d(M)$, during the execution of Algorithm MRS. On Line 5 of Algorithm 3, we iterate over all possible men's degrees that may correspond to a min-regret sum stable matching, and will enter the while loop for degree value $a = d_U(M)$. Since $a = d_U(M)$, we know that $M \in \text{reduced}(\mathcal{M})$ and so by Lemma 4, $M \in \mathcal{M}_T$. We also know by Lemma 4, that $M_z^T \in \mathcal{M}$. Let R' and R_z^T be the set of rotations associated with M and M_z^T in I . On Line 7 of the algorithm we find the woman-optimal stable matching M_z^T in \mathcal{M}_T and so we must have $\text{rank}(w_j, M_z^T(w_j)) \leq \text{rank}(w_j, M(w_j))$, for all women w_j , since $M \in \mathcal{M}_T$. From this inequality, we know $R' \subseteq R_z^T$, and since $d_U(M) = a$ it must be that $d_U(M_z^T) = a$. Additionally, this inequality implies $d_W(M_z^T) \leq d_W(M)$. As M is a min-regret sum stable matching, there cannot be a stable matching with man degree a and woman degree $< d_W(M)$, but as $d_W(M_z^T) \leq d_W(M)$, we must have $d_W(M_z^T) = d_W(M)$. Hence, $d(M_z^T) = d(M)$. Note that due to the choice of M , with $d_U(M)$ minimum among all min-regret sum stable matchings, it is not possible for M_{opt} to be updated to a min-regret stable matching prior to this point in the algorithm. Therefore, M_{opt} is updated to M_z^T on Line 9. Additionally, as M_{opt} is now a min-regret stable matching it will not be possible for it to be updated to another stable matching after this point, and so M_{opt} is returned on Line 13, as required.

Truncation of our instance requires only a single pass through preference lists of men and women and is therefore an $O(n^2)$ operation. The man-optimal and woman-optimal stable matchings can be found in $O(n^2)$ time both within and without the while loop. Since the number of potential men's degrees that we iterate over is bounded by $d_s = d_U(M_z) - d_U(M_0)$, we have an overall time complexity of $O(d_s n^2)$ for Algorithm MRS. ◀

C Experiments supplement

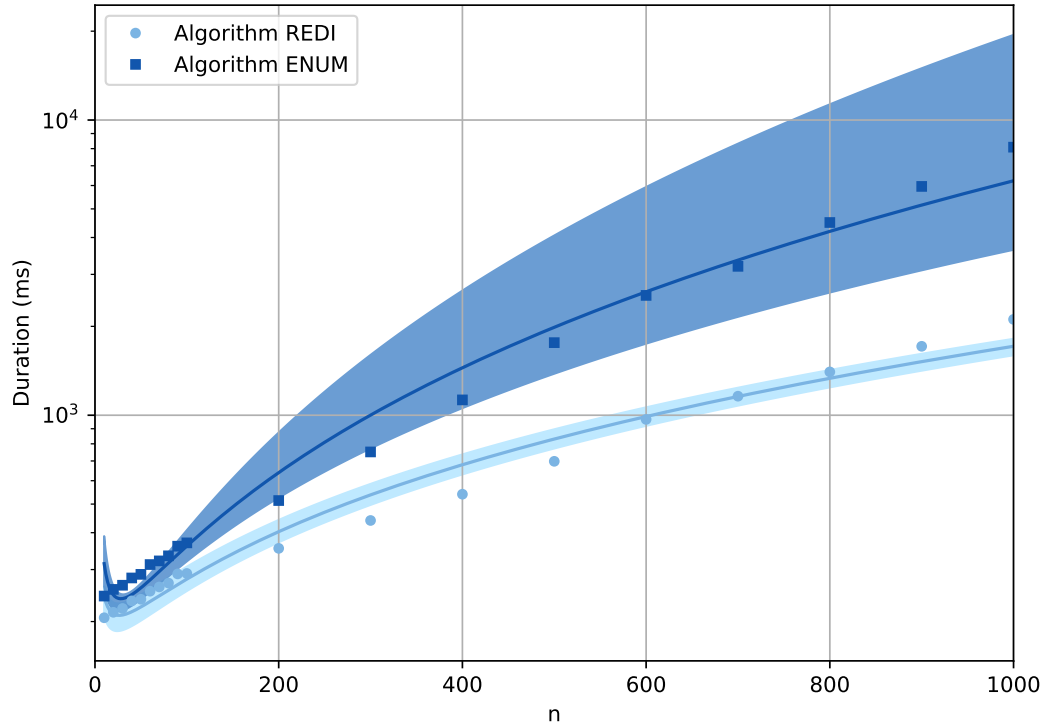
C.1 Correctness testing

Correctness tests were run in the following way. In addition to the 19 generated instance types described in Section 5, a further two instance types were generated where $n \in \{6, 8\}$, with 5000 instances for each type. Over all instances of the 21 instance types, each matching output by an algorithm (one for Algorithm REDI, and multiple for the Algorithm ENUM),

was tested for (1) *capacity*: each man (woman) may only be assigned to one woman (man) respectively; and (2) *stability*: no blocking pair exists. Additionally, the regret-equal score of the stable matchings output by each of the algorithms were compared against each other to ensure they were identical values. These tests were written in Java and compiled using Java version 1.8.0. Finally, for all instances types where $n \leq 50$, further correctness testing was conducted on the Algorithm ENUM to ensure that the correct number of stable matchings was produced. This was done using an Integer Programming (IP) model built using the IP modelling framework PuLP (version 1.6.9) [16] running CPLEX (version 12.8.0) [9] with Python version 2.7.15. Similar to above, all instances were run on a single thread with 16 instances run in parallel using GNU Parallel [18]. A timeout time of 30 minutes was applied to each instance for the PuLP program, and all instances completed within the time limit. All correctness tests passed successfully.

C.2 Experiments figures and tables

This appendix section presents figures and tables referred to in Section 5. Figure 5 (with accompanying Table 2) shows a comparison of duration for Algorithms REDI and ENUM. Tables 3, 4, 5, 6, 7 and 8 provide data for the plots in Figure 1.



■ **Figure 5** A log plot of the time taken to execute Algorithms REDI and ENUM. A second order polynomial model has been assumed for best-fit lines.

| Case | REDI _{av} | REDI _{med} | REDI ₅ | REDI ₉₅ | ENUM _{av} | ENUM _{med} | ENUM ₅ | ENUM ₉₅ |
|-------|--------------------|---------------------|-------------------|--------------------|--------------------|---------------------|-------------------|--------------------|
| S10 | 204.9 | 206.0 | 180.0 | 226.0 | 244.8 | 244.0 | 215.9 | 270.0 |
| S20 | 214.3 | 215.0 | 191.0 | 236.0 | 256.1 | 257.0 | 227.9 | 283.0 |
| S30 | 220.7 | 221.5 | 195.0 | 243.0 | 264.0 | 265.5 | 236.0 | 288.0 |
| S40 | 234.1 | 235.0 | 208.0 | 255.0 | 279.9 | 281.0 | 248.0 | 305.0 |
| S50 | 237.1 | 238.0 | 213.0 | 259.0 | 288.7 | 289.0 | 260.0 | 317.0 |
| S60 | 252.5 | 253.5 | 229.0 | 276.0 | 311.3 | 312.0 | 281.0 | 340.0 |
| S70 | 261.3 | 262.0 | 234.0 | 284.0 | 320.5 | 321.0 | 285.0 | 353.0 |
| S80 | 269.7 | 270.0 | 246.0 | 294.0 | 334.5 | 334.0 | 296.9 | 373.0 |
| S90 | 288.4 | 290.0 | 262.0 | 312.0 | 360.9 | 360.0 | 325.0 | 400.0 |
| S100 | 290.7 | 291.0 | 259.9 | 321.0 | 369.3 | 369.5 | 329.0 | 412.0 |
| S200 | 362.4 | 354.0 | 315.0 | 441.0 | 533.5 | 514.0 | 420.9 | 695.3 |
| S300 | 447.1 | 440.0 | 425.0 | 494.0 | 789.1 | 751.0 | 606.9 | 1047.1 |
| S400 | 541.3 | 540.0 | 520.0 | 562.0 | 1278.7 | 1127.0 | 891.9 | 2136.6 |
| S500 | 697.6 | 698.0 | 662.9 | 734.0 | 1961.7 | 1761.5 | 1201.4 | 3156.3 |
| S600 | 965.6 | 968.0 | 925.9 | 1010.0 | 2835.6 | 2546.0 | 1767.9 | 4707.9 |
| S700 | 1154.3 | 1160.0 | 1080.0 | 1219.0 | 3986.8 | 3194.5 | 2218.7 | 7620.5 |
| S800 | 1396.7 | 1402.0 | 1312.0 | 1485.0 | 5708.3 | 4496.5 | 2801.7 | 12450.0 |
| S900 | 1701.9 | 1712.0 | 1585.9 | 1836.0 | 9043.3 | 5958.0 | 3439.9 | 20366.2 |
| S1000 | 2087.9 | 2112.0 | 1855.0 | 2293.0 | 11802.0 | 8092.5 | 4234.8 | 28824.8 |

■ **Table 2** A comparison of time taken to execute Algorithm REDI and Algorithm ENUM. Here REDI_{av}, REDI_{med}, REDI₅ and REDI₉₅ represent the mean, median, 5th percentile and 95th percentile of Algorithm REDI for a given instance type. Similar notation is used for Algorithm ENUM. Times are in ms.

| Case | Balanced | Sex-equal | Egalitarian | Minimum regret | Regret- equal | Min-regret sum | Algorithm REDI |
|-------|----------|-----------|-------------|-------------------|------------------|-------------------|-------------------|
| S10 | 32.1 | 32.1 | 33.3 | 32.8 | 32.8 | 35.6 | 33.4 |
| S20 | 90.5 | 90.9 | 95.1 | 94.2 | 94.0 | 104.5 | 96.9 |
| S30 | 165.6 | 166.2 | 177.5 | 174.9 | 176.5 | 199.4 | 181.5 |
| S40 | 254.9 | 255.8 | 273.0 | 270.7 | 270.2 | 312.7 | 278.4 |
| S50 | 357.2 | 358.3 | 382.0 | 378.9 | 379.5 | 439.8 | 393.0 |
| S60 | 466.4 | 467.7 | 495.5 | 495.5 | 496.5 | 573.3 | 516.2 |
| S70 | 588.8 | 590.8 | 626.5 | 626.2 | 629.1 | 739.3 | 651.4 |
| S80 | 720.1 | 722.3 | 769.7 | 764.9 | 769.9 | 901.8 | 798.9 |
| S90 | 861.1 | 863.3 | 921.7 | 906.6 | 914.9 | 1054.9 | 952.7 |
| S100 | 1004.7 | 1007.2 | 1073.4 | 1062.7 | 1063.1 | 1245.0 | 1103.2 |
| S200 | 2844.8 | 2849.2 | 3000.2 | 3014.6 | 3008.9 | 3553.4 | 3134.9 |
| S300 | 5224.1 | 5230.1 | 5510.4 | 5488.6 | 5550.5 | 6348.2 | 5741.3 |
| S400 | 8036.5 | 8045.4 | 8471.1 | 8503.0 | 8541.4 | 9743.7 | 8835.2 |
| S500 | 11215.7 | 11223.6 | 11740.4 | 11891.9 | 11857.3 | 13577.3 | 12352.0 |
| S600 | 14757.4 | 14770.0 | 15423.7 | 15474.0 | 15543.2 | 18188.9 | 16061.1 |
| S700 | 18576.7 | 18590.2 | 19407.7 | 19525.4 | 19553.7 | 22512.5 | 20217.5 |
| S800 | 22718.1 | 22731.4 | 23707.2 | 23851.3 | 23975.3 | 27652.9 | 24824.3 |
| S900 | 27098.2 | 27113.3 | 28198.3 | 28678.0 | 28667.4 | 32719.2 | 29707.8 |
| S1000 | 31684.8 | 31702.0 | 32976.9 | 33364.7 | 33393.2 | 38599.1 | 34551.0 |

■ **Table 3** Mean balanced score for six different optimal stable matchings and output from Algorithm REDI.

| Case | Balanced | Sex-equal | Egalitarian | Minimum regret | Regret- equal | Min-regret sum | Algorithm REDI |
|-------|----------|-----------|-------------|-------------------|------------------|-------------------|-------------------|
| S10 | 5.4 | 5.3 | 8.9 | 7.0 | 6.5 | 12.2 | 7.6 |
| S20 | 10.5 | 10.0 | 22.7 | 17.8 | 16.7 | 36.2 | 21.6 |
| S30 | 13.9 | 13.1 | 43.7 | 32.1 | 32.6 | 75.8 | 41.2 |
| S40 | 17.4 | 16.1 | 63.2 | 48.8 | 44.0 | 121.8 | 58.7 |
| S50 | 22.6 | 21.5 | 84.3 | 65.1 | 63.2 | 169.8 | 87.3 |
| S60 | 25.2 | 23.1 | 98.8 | 80.7 | 77.8 | 213.6 | 113.1 |
| S70 | 27.9 | 25.5 | 121.4 | 99.8 | 98.8 | 290.9 | 139.2 |
| S80 | 29.8 | 27.6 | 149.6 | 118.0 | 118.5 | 347.5 | 170.1 |
| S90 | 36.8 | 33.5 | 182.8 | 125.6 | 134.0 | 378.8 | 201.5 |
| S100 | 36.0 | 32.6 | 200.8 | 150.1 | 141.1 | 456.9 | 213.7 |
| S200 | 71.9 | 66.4 | 440.8 | 399.6 | 369.1 | 1306.0 | 598.0 |
| S300 | 101.9 | 92.1 | 762.3 | 616.6 | 709.7 | 2067.9 | 1060.2 |
| S400 | 135.3 | 126.2 | 1117.8 | 1017.1 | 1061.0 | 3131.9 | 1595.2 |
| S500 | 154.8 | 142.5 | 1345.4 | 1431.4 | 1343.2 | 4322.4 | 2255.0 |
| S600 | 188.3 | 173.4 | 1694.3 | 1562.5 | 1641.7 | 6111.8 | 2596.3 |
| S700 | 223.3 | 207.4 | 2071.3 | 2014.9 | 2053.9 | 7077.1 | 3268.0 |
| S800 | 233.0 | 215.2 | 2437.2 | 2388.6 | 2597.4 | 8836.2 | 4164.2 |
| S900 | 256.0 | 240.1 | 2705.8 | 3227.4 | 3179.2 | 10125.8 | 5077.3 |
| S1000 | 284.0 | 265.0 | 3147.4 | 3438.4 | 3454.8 | 12400.0 | 5583.6 |

■ **Table 4** Mean sex-equal cost for six different optimal stable matchings and output from Algorithm REDI.

| Case | Balanced | Sex-equal | Egalitarian | Minimum regret | Regret- equal | Min-regret sum | Algorithm REDI |
|-------|----------|-----------|-------------|-------------------|------------------|-------------------|-------------------|
| S10 | 58.6 | 59.0 | 57.7 | 58.3 | 58.8 | 58.9 | 59.1 |
| S20 | 170.3 | 171.7 | 167.4 | 169.5 | 170.7 | 172.2 | 172.2 |
| S30 | 316.9 | 319.4 | 311.3 | 315.5 | 319.3 | 322.5 | 321.8 |
| S40 | 492.1 | 495.5 | 482.7 | 488.7 | 493.6 | 502.4 | 498.0 |
| S50 | 691.5 | 695.0 | 679.7 | 687.9 | 692.6 | 708.1 | 698.8 |
| S60 | 907.2 | 912.3 | 892.1 | 903.2 | 909.7 | 930.1 | 919.4 |
| S70 | 1149.3 | 1156.1 | 1131.7 | 1145.4 | 1154.5 | 1185.7 | 1163.7 |
| S80 | 1410.2 | 1417.1 | 1389.8 | 1403.3 | 1415.2 | 1452.9 | 1427.7 |
| S90 | 1684.8 | 1693.2 | 1660.6 | 1675.1 | 1687.7 | 1727.1 | 1703.8 |
| S100 | 1973.3 | 1981.8 | 1945.9 | 1963.4 | 1976.0 | 2028.7 | 1992.6 |
| S200 | 5617.4 | 5632.0 | 5559.5 | 5601.3 | 5625.2 | 5790.9 | 5671.9 |
| S300 | 10346.3 | 10368.1 | 10258.5 | 10314.5 | 10358.0 | 10611.2 | 10422.3 |
| S400 | 15937.5 | 15964.5 | 15824.3 | 15932.0 | 15978.1 | 16332.6 | 16075.3 |
| S500 | 22276.4 | 22304.7 | 22135.5 | 22276.0 | 22308.6 | 22800.7 | 22449.0 |
| S600 | 29326.0 | 29366.7 | 29153.0 | 29297.7 | 29371.4 | 30233.8 | 29525.9 |
| S700 | 36929.9 | 36972.9 | 36744.2 | 36933.6 | 36975.4 | 37910.1 | 37167.1 |
| S800 | 45203.0 | 45247.6 | 44977.2 | 45195.9 | 45264.7 | 46423.0 | 45484.3 |
| S900 | 53940.0 | 53986.4 | 53690.7 | 54003.9 | 54053.3 | 55265.3 | 54338.2 |
| S1000 | 63085.6 | 63139.0 | 62806.5 | 63145.7 | 63204.4 | 64752.1 | 63518.5 |

■ **Table 5** Mean egalitarian cost for six different optimal stable matchings and output from Algorithm REDI.

| Case | Balanced | Sex-equal | Egalitarian | Minimum regret | Regret- equal | Min-regret sum | Algorithm REDI |
|-------|----------|-----------|-------------|-------------------|------------------|-------------------|-------------------|
| S10 | 7.9 | 7.9 | 7.8 | 7.6 | 7.7 | 7.8 | 7.7 |
| S20 | 14.4 | 14.5 | 14.3 | 13.5 | 13.8 | 14.1 | 13.8 |
| S30 | 21.0 | 21.4 | 20.7 | 19.3 | 19.8 | 20.2 | 19.9 |
| S40 | 26.7 | 27.1 | 26.1 | 24.3 | 25.1 | 25.7 | 25.2 |
| S50 | 31.7 | 32.0 | 31.2 | 28.7 | 29.5 | 30.4 | 29.6 |
| S60 | 36.6 | 37.0 | 35.5 | 33.1 | 34.1 | 35.1 | 34.2 |
| S70 | 41.2 | 41.9 | 40.6 | 37.4 | 38.5 | 39.8 | 38.6 |
| S80 | 45.1 | 45.6 | 44.6 | 41.1 | 42.4 | 44.0 | 42.5 |
| S90 | 49.1 | 49.7 | 48.2 | 44.6 | 45.9 | 47.2 | 46.1 |
| S100 | 53.4 | 54.1 | 52.0 | 48.1 | 49.7 | 51.2 | 49.9 |
| S200 | 87.5 | 88.0 | 85.2 | 79.3 | 82.0 | 84.8 | 82.2 |
| S300 | 116.5 | 117.5 | 114.0 | 104.3 | 107.3 | 110.8 | 107.3 |
| S400 | 139.2 | 139.6 | 136.8 | 125.5 | 129.1 | 133.4 | 129.3 |
| S500 | 160.9 | 161.2 | 159.8 | 146.7 | 151.1 | 154.4 | 151.1 |
| S600 | 182.1 | 182.6 | 178.7 | 166.0 | 170.8 | 177.0 | 170.9 |
| S700 | 198.5 | 198.9 | 197.4 | 181.8 | 186.8 | 191.9 | 186.8 |
| S800 | 217.7 | 218.6 | 214.3 | 197.9 | 202.2 | 210.7 | 202.5 |
| S900 | 239.6 | 239.4 | 235.7 | 215.6 | 222.4 | 228.7 | 222.5 |
| S1000 | 252.7 | 253.7 | 252.2 | 232.5 | 239.5 | 246.3 | 239.5 |

■ **Table 6** Mean degree for six different optimal stable matchings and output from Algorithm REDI.

| Case | Balanced | Sex-equal | Egalitarian | Minimum regret | Regret- equal | Min-regret sum | Algorithm REDI |
|-------|----------|-----------|-------------|-------------------|------------------|-------------------|-------------------|
| S10 | 1.8 | 1.8 | 2.2 | 1.6 | 1.5 | 2.7 | 1.5 |
| S20 | 3.2 | 3.3 | 4.1 | 2.6 | 2.2 | 5.2 | 2.2 |
| S30 | 5.1 | 5.2 | 6.3 | 3.5 | 2.9 | 8.2 | 2.9 |
| S40 | 6.2 | 6.3 | 7.5 | 4.3 | 3.2 | 10.6 | 3.2 |
| S50 | 7.2 | 7.2 | 8.5 | 4.7 | 3.6 | 12.3 | 3.6 |
| S60 | 8.2 | 8.4 | 9.4 | 5.5 | 4.0 | 14.1 | 4.0 |
| S70 | 9.2 | 9.5 | 11.0 | 6.1 | 4.0 | 16.5 | 4.0 |
| S80 | 9.5 | 9.6 | 11.9 | 6.4 | 4.3 | 18.1 | 4.3 |
| S90 | 10.1 | 10.4 | 12.0 | 6.0 | 4.2 | 18.1 | 4.2 |
| S100 | 11.1 | 11.2 | 13.1 | 7.1 | 4.7 | 20.1 | 4.7 |
| S200 | 16.5 | 16.9 | 18.4 | 10.7 | 6.9 | 33.4 | 6.9 |
| S300 | 23.7 | 24.0 | 25.7 | 13.3 | 8.7 | 39.6 | 8.7 |
| S400 | 25.4 | 25.7 | 28.3 | 14.9 | 9.0 | 46.0 | 9.0 |
| S500 | 28.0 | 27.9 | 30.8 | 17.9 | 10.8 | 52.3 | 10.8 |
| S600 | 31.0 | 30.9 | 34.5 | 18.6 | 11.3 | 63.7 | 11.3 |
| S700 | 32.2 | 32.3 | 36.1 | 20.4 | 12.2 | 63.2 | 12.2 |
| S800 | 37.0 | 37.2 | 39.0 | 21.1 | 13.9 | 71.3 | 13.9 |
| S900 | 42.7 | 41.8 | 45.5 | 24.7 | 14.3 | 77.0 | 14.3 |
| S1000 | 40.4 | 40.1 | 45.9 | 25.9 | 14.2 | 84.6 | 14.2 |

■ **Table 7** Mean regret-equality score for six different optimal stable matchings and output from Algorithm REDI.

| Case | Balanced | Sex-equal | Egalitarian | Minimum regret | Regret- equal | Min-regret sum | Algorithm REDI |
|-------|----------|-----------|-------------|-------------------|------------------|-------------------|-------------------|
| S10 | 13.8 | 14.0 | 13.3 | 13.1 | 13.9 | 12.9 | 13.9 |
| S20 | 25.5 | 25.8 | 24.5 | 23.6 | 25.3 | 22.9 | 25.5 |
| S30 | 36.9 | 37.6 | 35.0 | 33.4 | 36.8 | 32.3 | 36.9 |
| S40 | 47.2 | 47.8 | 44.6 | 42.3 | 47.0 | 40.8 | 47.1 |
| S50 | 56.3 | 56.7 | 53.7 | 50.2 | 55.3 | 48.4 | 55.5 |
| S60 | 64.9 | 65.6 | 61.5 | 57.9 | 64.2 | 56.0 | 64.4 |
| S70 | 73.3 | 74.3 | 70.1 | 65.6 | 73.0 | 63.1 | 73.1 |
| S80 | 80.7 | 81.6 | 77.0 | 72.5 | 80.4 | 69.8 | 80.8 |
| S90 | 88.1 | 89.0 | 84.3 | 79.2 | 87.6 | 76.3 | 87.9 |
| S100 | 95.7 | 96.9 | 90.8 | 85.4 | 94.8 | 82.3 | 95.1 |
| S200 | 158.4 | 159.2 | 151.7 | 142.1 | 157.0 | 136.3 | 157.4 |
| S300 | 209.4 | 210.9 | 202.2 | 187.6 | 205.8 | 182.0 | 206.0 |
| S400 | 252.9 | 253.4 | 245.3 | 227.6 | 249.2 | 220.7 | 249.6 |
| S500 | 293.8 | 294.5 | 288.8 | 265.2 | 291.4 | 256.5 | 291.5 |
| S600 | 333.1 | 334.2 | 322.8 | 300.9 | 330.3 | 290.3 | 330.5 |
| S700 | 364.8 | 365.6 | 358.8 | 330.0 | 361.3 | 320.6 | 361.4 |
| S800 | 398.3 | 400.0 | 389.6 | 363.3 | 390.5 | 350.0 | 391.1 |
| S900 | 436.5 | 436.9 | 426.0 | 391.4 | 430.5 | 380.3 | 430.8 |
| S1000 | 465.0 | 467.3 | 458.5 | 420.9 | 464.7 | 408.0 | 464.9 |

■ **Table 8** Mean regret sum for six different optimal stable matchings and output from Algorithm REDI.

C.3 Additional experiments and evaluations

This appendix section describes further experiments and evaluations not referred to in Section 5.

A summary of generated instance information may be seen in Table 9. Instance types are labelled according to n , e.g., $S100$ is the instance type containing instances where $n = 100$. Columns 3 and 4 show the mean number of stable matchings $|\mathcal{M}|_{av}$ and mean number of rotations $|R|_{av}$, respectively. Figure 6 (associated with Table 10) shows a bar chart of the mean number of stable matchings occurring for the six different types of optimal stable matching described above, with increasing n . Finally, Figure 7 (associated with Table 11) shows a bar chart of the mean number of stable matchings that satisfy different numbers of optimal stable matching criteria, with increasing n . Both of these bar charts show a reduced selection of n with $n \in \{100, 400, 700, 1000\}$ (the tables show the full data).

We note the following additional results:

- *Balanced and sex-equal stable matchings:* In all plots of Figure 1, balanced and sex-equal stable matchings have remarkably similar mean scores over all instance sizes and all measures. This may be due to the similar nature of these optimality measures, where both measures involve a calculation over the cost of matchings (recall that the balanced objective involves minimising the maximum of the total cost for the men and the total cost for the women, whilst the sex-equality objective involves minimising the absolute value of the difference between the total cost for the men and the total cost for the women). This similarity was previously noted by Manlove [14, pg. 110], who references work undertaken by Eric McDermid to find an instance of SMI in which no balanced stable matching is also a sex-equal stable matching.
- *Frequency of different types of optimal stable matchings:* From Figure 6, we can see a clear ordering for the three most frequent types of degree-based optimal stable matching. From most frequent to least frequent they are minimum regret, regret-equal and min-regret sum stable matchings. The minimum-regret stable matching may be most frequent because this optimality criterion is somewhat less constrained than the other two, as it is based only on the worst performing agent. In contrast, the regret-equal and min-regret sum stable matchings are based on the worst performing man and worst performing woman. Additionally, cost-based optimal stable matchings are likely to be more constrained than degree-based ones (due to the number of different costs and degrees possible for stable matchings of any n), which may account for the very low average number of stable matchings for these types.
- *The number of optimality criteria that stable matchings satisfy:* The bar chart in Figure 7 shows a clear pattern of fewer stable matchings satisfying higher numbers of optimality criteria. For smaller instances there is a trend for this to level out somewhat, which can be seen more clearly for the instance types with lowest n in Table 11. Taken to extreme, if there is only one stable matching in an instance, it will necessarily satisfy all optimality criteria. Thus as n increases, so too does the number of stable matchings and it is therefore less likely that higher numbers of optimality criteria are satisfied by a particular stable matching.

| Case | n | $ \mathcal{M} _{av}$ | $ R _{av}$ |
|-------|------|----------------------|------------|
| S10 | 10 | 3.0 | 1.8 |
| S20 | 20 | 6.7 | 4.2 |
| S30 | 30 | 10.3 | 6.3 |
| S40 | 40 | 16.1 | 8.9 |
| S50 | 50 | 21.0 | 11.2 |
| S60 | 60 | 27.7 | 13.7 |
| S70 | 70 | 33.1 | 15.8 |
| S80 | 80 | 40.8 | 18.1 |
| S90 | 90 | 48.0 | 20.4 |
| S100 | 100 | 54.8 | 22.7 |
| S200 | 200 | 139.2 | 42.4 |
| S300 | 300 | 219.1 | 58.9 |
| S400 | 400 | 348.4 | 76.2 |
| S500 | 500 | 442.5 | 90.3 |
| S600 | 600 | 546.2 | 105.7 |
| S700 | 700 | 670.5 | 118.8 |
| S800 | 800 | 815.2 | 132.5 |
| S900 | 900 | 977.0 | 144.0 |
| S1000 | 1000 | 1077.5 | 156.7 |

■ **Table 9** General instance information.

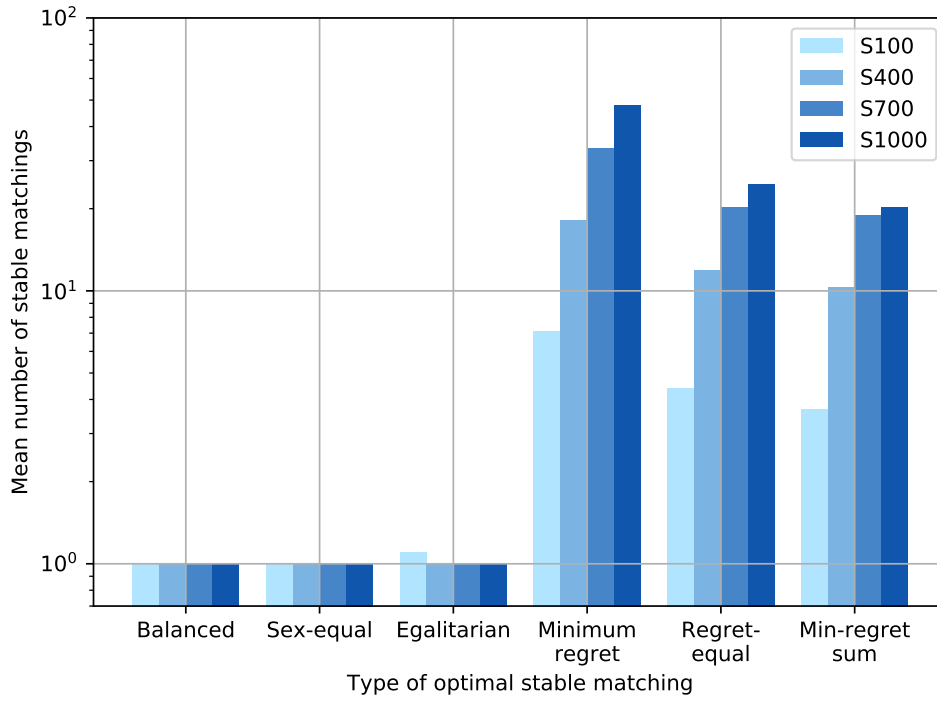


Figure 6 Bar chart of the mean number of stable matchings for different types of optimal matchings, for $n \in \{100, 400, 700, 1000\}$.

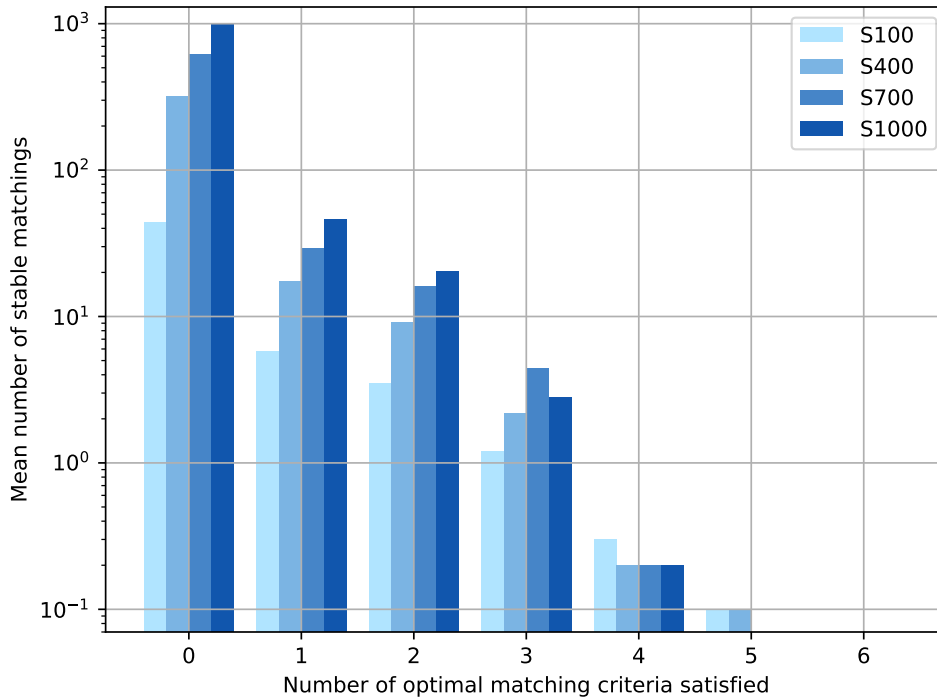


Figure 7 Bar chart of the mean number of stable matchings which satisfy different numbers of optimal stable matching criteria, for $n \in \{100, 400, 700, 1000\}$.

| Case | Balanced | Sex-equal | Egalitarian | Minimum regret | Regret-equal | Min-regret sum |
|-------|----------|-----------|-------------|----------------|--------------|----------------|
| S10 | 1.1 | 1.0 | 1.1 | 1.6 | 1.3 | 1.4 |
| S20 | 1.0 | 1.0 | 1.1 | 2.1 | 1.7 | 1.7 |
| S30 | 1.0 | 1.0 | 1.1 | 2.7 | 1.9 | 1.8 |
| S40 | 1.0 | 1.0 | 1.1 | 3.3 | 2.3 | 2.1 |
| S50 | 1.0 | 1.0 | 1.1 | 3.9 | 2.7 | 2.4 |
| S60 | 1.0 | 1.0 | 1.1 | 4.7 | 3.3 | 3.0 |
| S70 | 1.0 | 1.0 | 1.0 | 4.9 | 3.3 | 2.8 |
| S80 | 1.0 | 1.0 | 1.1 | 5.4 | 3.5 | 3.3 |
| S90 | 1.0 | 1.0 | 1.0 | 6.3 | 4.3 | 3.3 |
| S100 | 1.0 | 1.0 | 1.1 | 7.1 | 4.4 | 3.7 |
| S200 | 1.0 | 1.0 | 1.0 | 11.2 | 7.1 | 6.3 |
| S300 | 1.0 | 1.0 | 1.0 | 16.3 | 9.7 | 8.8 |
| S400 | 1.0 | 1.0 | 1.0 | 18.1 | 11.9 | 10.3 |
| S500 | 1.0 | 1.0 | 1.0 | 23.7 | 15.8 | 13.1 |
| S600 | 1.0 | 1.0 | 1.0 | 30.0 | 17.5 | 15.2 |
| S700 | 1.0 | 1.0 | 1.0 | 33.2 | 20.3 | 19.0 |
| S800 | 1.0 | 1.0 | 1.0 | 35.1 | 21.2 | 16.4 |
| S900 | 1.0 | 1.0 | 1.0 | 48.6 | 28.2 | 21.2 |
| S1000 | 1.0 | 1.0 | 1.0 | 47.7 | 24.5 | 20.2 |

■ **Table 10** Mean number of optimal stable matchings per instance.

| Case | 0 | 1 | 2 | 3 | 4 | 5 | 6 |
|-------|--------|------|------|-----|-----|-----|-----|
| S10 | 0.7 | 0.4 | 0.5 | 0.4 | 0.3 | 0.3 | 0.4 |
| S20 | 3.2 | 1.1 | 1.0 | 0.6 | 0.3 | 0.2 | 0.2 |
| S30 | 5.9 | 1.7 | 1.4 | 0.6 | 0.4 | 0.2 | 0.1 |
| S40 | 10.6 | 2.3 | 1.8 | 0.8 | 0.4 | 0.2 | 0.1 |
| S50 | 14.7 | 2.8 | 2.1 | 0.9 | 0.4 | 0.2 | 0.0 |
| S60 | 20.0 | 3.6 | 2.6 | 1.0 | 0.3 | 0.1 | 0.0 |
| S70 | 25.0 | 4.1 | 2.7 | 0.9 | 0.3 | 0.1 | 0.0 |
| S80 | 32.0 | 4.2 | 3.3 | 0.9 | 0.3 | 0.1 | 0.0 |
| S90 | 37.9 | 5.1 | 3.6 | 0.9 | 0.3 | 0.1 | 0.0 |
| S100 | 43.8 | 5.8 | 3.5 | 1.2 | 0.3 | 0.1 | 0.0 |
| S200 | 121.5 | 9.9 | 6.0 | 1.4 | 0.3 | 0.1 | 0.0 |
| S300 | 194.4 | 14.1 | 8.4 | 1.8 | 0.3 | 0.1 | 0.0 |
| S400 | 319.5 | 17.3 | 9.2 | 2.2 | 0.2 | 0.1 | 0.0 |
| S500 | 404.3 | 23.5 | 12.5 | 2.0 | 0.2 | 0.0 | 0.0 |
| S600 | 501.3 | 26.4 | 16.3 | 1.8 | 0.3 | 0.0 | 0.0 |
| S700 | 620.7 | 29.1 | 16.0 | 4.4 | 0.2 | 0.0 | 0.0 |
| S800 | 765.0 | 28.8 | 17.7 | 3.4 | 0.3 | 0.0 | 0.0 |
| S900 | 905.8 | 44.5 | 23.8 | 2.7 | 0.2 | 0.0 | 0.0 |
| S1000 | 1008.5 | 45.8 | 20.3 | 2.8 | 0.2 | 0.0 | 0.0 |

■ **Table 11** Mean number of stable matchings that satisfy c optimality criteria, where c varies on the x-axis.