

The impact of isomers on a kilonova associated with neutron star mergers

Shin-ichiro Fujimoto^{1*}, Masa-aki Hashimoto²

¹National Institute of Technology, Kumamoto College, Kumamoto 861-1102, Japan

²Department of Physics, Kyushu University, Fukuoka 819-0395, Japan

Accepted XXX. Received YYY; in original form ZZZ

ABSTRACT

We investigate the significance of isomers on a kilonova associated with neutron star mergers (NSMs) for the first time. We calculate the evolution of abundances and energy generation rates ($\dot{\epsilon}_{\text{nuc}}$) of ejecta from NSMs, taking into account β^- decay through isomers. We find that for ejecta with electron fraction (Y_e) of $0.2 - 0.3$, $\dot{\epsilon}_{\text{nuc}}$ is appreciably changed from those without isomers, due to the large change in timing of β^- decay through the isomeric states of $^{123,125,127}\text{Sn}$ and ^{128}Sb . In particular, the effects of the isomers on $\dot{\epsilon}_{\text{nuc}}$ are prominent for ejecta of $Y_e \sim 0.25$, which could emit a fraction of an early, blue component of a kilonova observed in GW170817. When the excitation from a ground state to its isomeric state is important, the isomers of ^{129}Sb and $^{129,131}\text{Te}$ also cause additional and appreciable change in $\dot{\epsilon}_{\text{nuc}}$. Furthermore, we demonstrate that larger amounts of lanthanide-free ejecta result in a better fit of an observed light curve of the kilonova in GW170817 if the isomers are taken into account.

Key words: stars: neutron – nuclear reactions, nucleosynthesis, abundances

1 INTRODUCTION

A gravitational wave source, GW170817, has been identified to be a neutron star merger (NSM) (Abbott et al. 2017) and the association was observationally confirmed with a kilonova, AT2017gfo, whose light curve has been modeled with two components; early blue and later red ones (Cowperthwaite et al. 2017; Tanaka et al. 2017; Tanvir et al. 2017; Kasen et al. 2017; Villar et al. 2017; Smartt et al. 2017). In the scenario, the kilonova is possibly powered by the radioactive decay of neutron(n)-rich matter freshly synthesized in ejecta from NSM through r -process nucleosynthesis (Li & Paczyński 1998; Wanajo et al. 2014). The early blue component is thought to be emitted from post-merger ejecta, which is mildly n -rich (electron fraction, $Y_e, \geq 0.25 - 0.3$), and thus has a small amount of lanthanide, whose opacity is much larger than Fe. Fitting of the model to the light curve requires the post-merger ejecta to be massive ($> 0.01M_\odot$) and fast ($> 0.1c$) (Cowperthwaite et al. 2017; Tanvir et al. 2017; Villar et al. 2017), where c is the speed of light. On the other hand, the later red component corresponds to the emission from dynamical ejecta, which is ejected via tidal interactions between two neutron stars, and whose Y_e is less than $0.2 - 0.25$ result-

ing in a large amount of lanthanide and very high opacity in the ejecta. The dynamical ejecta are required to be heavier ($\sim 0.05M_\odot$) and faster (around $0.2c$) than the post-merger ejecta (Cowperthwaite et al. 2017; Tanvir et al. 2017; Villar et al. 2017).

There exist nuclei whose isomer, or a quasi-stable state of the nuclei, has a branch of the β^- decay to their daughter nuclei and the β^- decay half-life largely different from that of their ground states (GSs). If GS of such a nuclide excites to its isomeric state (IS) or IS is preferentially populated over GS¹ during the ejection from NSMs, a light curve of the kilonova is likely to be modified due to the large change in the half lives of the nuclei through ISs. In particular, the influences of isomers are possibly significant for unstable nuclei whose mass number is around 120-140 and which decay to second-peak nuclei, since the nuclei are primary heating sources of the kilonova (Metzger et al. 2010).

In the present *Letter*, we investigate the impact of isomers on a kilonova from NSMs. Taking account of isomers, we calculate evolution of abundances and energy generation rates, $\dot{\epsilon}_{\text{nuc}}$, of ejecta from NSMs.

This *Letter* is organized as follows. In section 2, we select nuclei whose isomer is taken into account in the light of ob-

¹ This is the case for the isomer of $^{123,125,127}\text{Sn}$ and ^{128}Sb , as shown in Appendix A

* E-mail: fuji@kumamoto-nct.ac.jp

servational importance of a kilonova and we briefly present properties of the selected nuclei. We show our results of the evolution of abundances and $\dot{\epsilon}_{\text{nuc}}$ of ejecta from NSMs in section 3, and fit an observed light curve with our models varying masses and velocities of the ejecta in section 4. We discuss our results in section 5 and summarize our results in section 6.

2 ISOMERS

In order to evaluate effects of isomers on a kilonova light curve, we select nuclei whose isomer is taken into account in the light of observational importance, so that they satisfy all the following four criteria; (1) nuclei with non-zero, β^- decay branching-ratio (BR) of IS; (2) nuclei with β^- decay half-lives of GS or IS from ~ 0.5 hours to 200 days and the half life of IS differs from that of GS by a factor of ≥ 10 ; (3) nuclei with an isomer whose excitation energy from the GS to the IS is less than 2 MeV; and (4) nuclei whose mass number, A , is 120 – 140. Here we limit an excitation energy of isomers below 2 MeV, because temperatures of ejecta decrease from an initial temperature, or 9×10^9 K (Sec. 3). We find nine nuclei, $^{121,123,125,127}\text{Sn}$, $^{128,129}\text{Sb}$, $^{129,131}\text{Te}$, and ^{134}I , which satisfy the four criteria. For $^{123,125,127}\text{Sn}$, ^{129}Sb , and ^{134}I , a β^- decay half-life of IS is much shorter than that of GS, while the half life is much longer for ^{121}Sn , $^{129,131}\text{Te}$. It should be noted that the ISs of $^{123,125,127}\text{Sn}$, and ^{128}Sb dominate over their GSs, while the isomers of the others can be ignored, even when IS is not excited from GS (Appendix A).

3 EVOLUTION OF ABUNDANCES AND ENERGY GENERATION RATES OF EJECTA

We adopt a simplified dynamical model (Rosswog et al. 2017) of the ejecta, which is assumed to be uniformly expanded with a constant velocity, to follow the evolution of density of the ejecta. Temperatures of the ejecta are evaluated with an equation of state (Blinnikov et al. 1996), taking into account the energy generation through nuclear reactions (Rosswog et al. 2017). The model has four parameters; the mass of the ejecta (M_{ej}), the expansion velocity (v_{ex}), the electron fraction (Y_e), and entropy per baryon (s), where Y_e and s are evaluated when the temperature is equal to 9×10^9 K. We have performed calculations for parameters of $Y_e = 0.1, 0.15, 0.2, 0.25$, and 0.3 , and $v_{\text{ex}}/c = 0.05, 0.1$, and 0.2 with fixed parameters $M_{\text{ej}} = 0.03M_{\odot}$, which is comparable to masses adopted in kilonova models for GW170817 (Tanaka et al. 2017; Kasen et al. 2017), and $s = 10k_{\text{B}}$, where k_{B} is the Boltzmann constant. We investigate the following three cases; (a) the nine nuclei ($^{121,123,125,127}\text{Sn}$, $^{128,129}\text{Sb}$, $^{129,131}\text{Te}$, and ^{134}I) are assumed to be always stayed in their GSs; (b) the nine nuclei in their ISs with 100% β^- BRs; and (c) the four nuclei, $^{123,125,127}\text{Sn}$, and ^{128}Sb , whose IS largely dominates over its GS even when IS is not excited from GS (Appendix A), are assumed to be always stayed in their ISs with 100% β^- BRs. Here the β^- BR is less than 100% except for $^{123,125,127}\text{Sn}$. It should be emphasized that for case (b) effects of the isomers are the

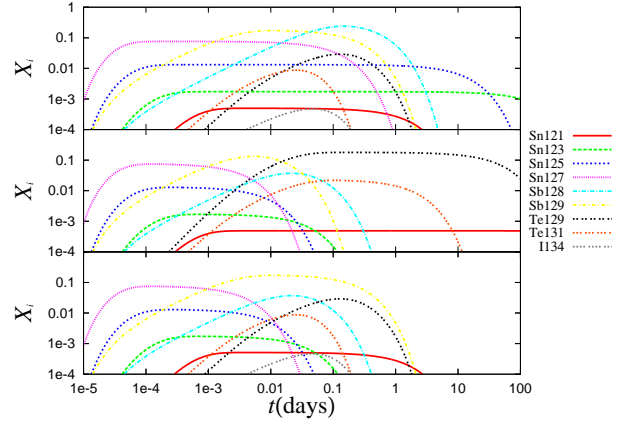


Figure 1. Evolution of mass fractions, X_i , of the nine nuclei for cases (a) (top panel), (b) (middle panel), and (c) (bottom panel) for $Y_e = 0.25$ and $v_{\text{ex}} = 0.05c$. The evolution of the mass fractions for cases (b) and (c) is largely changed from that for case (a) due to β^- decay through isomers, whose half live is largely different from that of GSs.

maximum on an energy generation rate and that case (c) corresponds to a rough approximation to a situation without the excitation from GS to IS.

We follow abundance and temperature evolution of the ejecta with a nuclear reaction network, which includes 4070 nuclei from n , p to Fm (atomic number, Z , = 100) and is employed in our previous works for r -process nucleosynthesis (Fujimoto et al. 2007, 2008). We note that in the network we adopt a large number of reaction rates theoretically evaluated with FRDM (Möller et al. 1995). We assume that reaction rates of IS other than β^- decays are same as those of GS for nuclei in which isomer is taken into account. We change half lives via the β^- decay for the nine nuclei according to cases (a), (b), and (c). The temperatures are found to be slightly higher for slower ejecta but weakly depend on Y_e and the effects of the isomers.

Figure 1 shows abundance evolution of the nine nuclei ($^{121,123,125,127}\text{Sn}$, $^{128,129}\text{Sb}$, $^{129,131}\text{Te}$, and ^{134}I) for $Y_e = 0.25$ and $v_{\text{ex}} = 0.05c$ and for cases (a), (b), and (c). Evolution of the mass fractions for cases (b) and (c) is largely changed from that for case (a) because of the change of β^- decay half-lives via the ISs. We note that ejecta with $Y_e \geq 0.25$ are lanthanide-free and nuclei with $A = 120 - 140$ are abundantly produced in ejecta with $Y_e = 0.2 - 0.3$, and that the nine nuclei are abundantly produced through a sequence of β^- decay of mildly n -rich nuclei synthesized via r -process.

Figure 2 shows evolution of $\dot{\epsilon}_{\text{nuc}}$ for $v_{\text{ex}} = 0.05c$ and cases (a), (b), and (c). We find that there are appreciable differences in $\dot{\epsilon}_{\text{nuc}}$ between cases (a) and (b) for $Y_e = 0.2 - 0.3$. In particular, the differences in $\dot{\epsilon}_{\text{nuc}}$ are prominent for the $Y_e = 0.25$ ejecta. Note that the ejecta with $Y_e \sim 0.25$ have physical properties similar to those of material that emits an early, blue component of a kilonova observed in GW170817 (Tanaka et al. 2017). We also find that the differences between cases (a) and (c) are appreciable but smaller than those between cases (a) and (b).

At the early phase, $t = (0.1 - 3)$ days, $\dot{\epsilon}_{\text{nuc}}$ in case (b) are smaller than those in case (a) due to the earlier β^- decays through the isomers of ^{127}Sn and ^{129}Sb and later β^- decays via the isomer of ^{129}Te , while the earlier β^- decay of

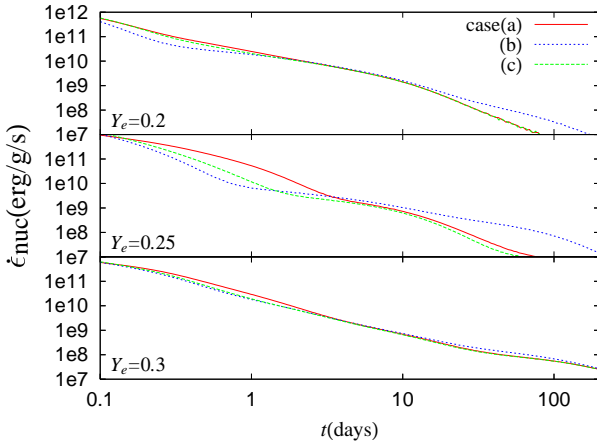


Figure 2. Evolution of $\dot{\epsilon}_{\text{nuc}}$ for $v_{\text{ex}} = 0.05c$ and for $Y_e = 0.2$ (top panel), 0.25 (middle panel), and 0.3 (bottom panel). Due to the large differences in β^- decay half-lives between GS and IS, $\dot{\epsilon}_{\text{nuc}}$ for case (b) (dotted lines) decrease at the early phase ($< a$ few days) but increase after a few days compared with case (a) (solid lines). Differences between cases (a) and (c) (dashed lines) are smaller than those between cases (a) and (b).

the isomer of ^{128}Sb compensates a fraction of the decrease (Fig. 1). The differences in $\dot{\epsilon}_{\text{nuc}}$ between cases (a) and (c) are smaller than those between cases (a) and (b), since the isomers of ^{129}Sb and ^{129}Te are not included in case (c).

During the later phase, $t = (3 - 10)$ days, due to the earlier β^- decay through the isomer of ^{128}Sb , $\dot{\epsilon}_{\text{nuc}}$ decreases in case (c) compared with that in case (a), while $\dot{\epsilon}_{\text{nuc}}$ in case (b) is comparable to that in case (a). For case (b), the decrease in $\dot{\epsilon}_{\text{nuc}}$ due to the isomer of ^{128}Sb is covered with the increase in $\dot{\epsilon}_{\text{nuc}}$ via the later β^- decay through the isomer of ^{131}Te , which is not taken into account in case (c).

For $t = (10 - 100)$ days, $\dot{\epsilon}_{\text{nuc}}$ increases in case (b) compared with that in case (a) due to the later β^- decay through the isomer of ^{129}Te , although a fraction of the increase due to ^{129}Te is compensated with the earlier β^- decay of the isomer of ^{125}Sn , which causes the decrease in $\dot{\epsilon}_{\text{nuc}}$ in case (c) compared with that in case (a).

We find that $\dot{\epsilon}_{\text{nuc}}$ depends not only on Y_e but also on v_{ex} . Figure 3 shows evolution of $\dot{\epsilon}_{\text{nuc}}$ for $Y_e = 0.25$ with $v_{\text{ex}}/c = 0.05, 0.1, \text{ and } 0.2$, and for cases (a), (b), and (c). The distinctions in $\dot{\epsilon}_{\text{nuc}}$ between cases (a) and (b) and between cases (a) and (c) are larger for slower ejecta, due to higher temperatures.

4 FITTING TO A LIGHT CURVE OF THE KILONOVA OBSERVED IN GW170817

We examine impact of the isomers on a light curve of a kilonova in NSMs. We evaluate generation rates of thermal energy as, $\dot{Q} = f_{\text{th}} \dot{\epsilon}_{\text{nuc}} M_{\text{ej}}$, where f_{th} is a fraction of thermal energy to the liberated energy via nuclear reactions (Barnes et al. 2016; Rosswog et al. 2017). We construct a simplified two-component emission model, in which low and high- Y_e ejecta are taken into account, to evaluate \dot{Q} . We assume that the low- Y_e ejecta contains contributions with $Y_e = 0.1, 0.15, \text{ and } 0.2$ and high- Y_e ejecta with $Y_e = 0.25, 0.3, 0.35, \text{ and } 0.4$ with a uniform mass distribution. The mass and velocity of the low- Y_e ejecta and the velocity of the high- Y_e ejecta are fixed to be $0.03M_{\odot}$, $0.1c$, and

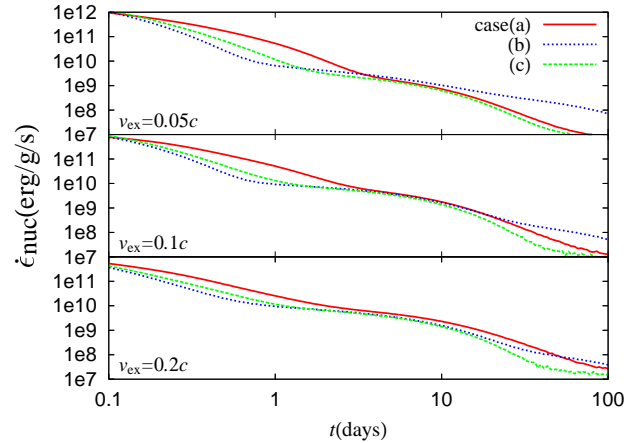


Figure 3. Evolution of $\dot{\epsilon}_{\text{nuc}}$ for $Y_e = 0.25$ and for $v_{\text{ex}}/c = 0.05$ (top panel), 0.1 (middle panel), and 0.2 (bottom panel). Differences in $\dot{\epsilon}_{\text{nuc}}$ between cases (a) (solid lines) and (b) (dotted lines) and between cases (a) and (c) (dashed lines) are larger for slower ejecta due to higher temperatures.

$0.2c$, while the mass of the high- Y_e ejecta, $M_{\text{ej,high}}$, is adequately set to fit bolometric luminosities, L_{bol} , observed in GW170817 (Smartt et al. 2017). Note that the high- Y_e component is lanthanide-free while lanthanide is appreciable in the low- Y_e component. The high and low- Y_e ejecta roughly mimic the early blue and later red components of the kilonova observed in GW170817, respectively. Figure 4 shows evolution of \dot{Q} in units of erg s^{-1} for cases (a), (b) and (c) (top, middle, and bottom panels). Heavier high- Y_e components are found to be required to fit L_{bol} for cases (b) and (c) compared with case (a). We note that at $t = (2 - 8)$ days, \dot{Q} is smaller and the fitting becomes worse if we adopt the velocity of the high- Y_e ejecta of $0.05c$.

We note that the adopted mass of the low- Y_e ejecta ($0.03M_{\odot}$) and velocities of the high- Y_e ejecta ($0.1c$) are higher and faster than those estimated with recent multi-dimensional (D) simulations of NSMs (e.g. Just et al. (2015); Radice et al. (2016); Sekiguchi et al. (2016); Fujibayashi et al. (2018)) and that at $t > 3$ days, the contribution to \dot{Q} of the high- Y_e ejecta dominate that of the low- Y_e ejecta, in spite of the correspondence of the high- and low- Y_e ejecta to the *early* blue and *later* red components, respectively. Mass fractions of lanthanides, X_{lan} , are estimated to be 0.019, 0.016, and 0.018 for cases (a), (b), and (c), which are slightly higher than an upper bound (~ 0.01) (Kasen et al. 2017), although X_{lan} becomes below the upper bound if we adopt a smaller mass of the low- Y_e ejecta ($< 0.01M_{\odot}$), consistent with the multi-D simulations of NSMs. We should stress that our fitting of \dot{Q} to L_{bol} is based on the simplified dynamical and two-component emission models. Multi-D models with a lower mass of the low- Y_e ejecta (Kawaguchi et al. 2018) and with the isomers might lead to the consistency among the observation of the kilonova and the results of the multi-D simulations.

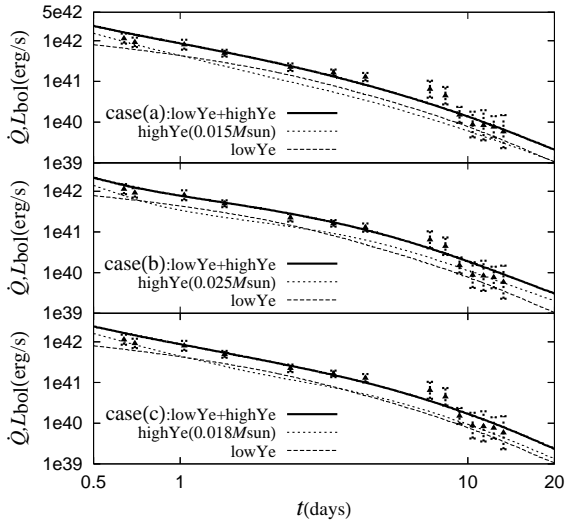


Figure 4. Evolution of \dot{Q} for the two-component ejecta (solid lines), that for the low- Y_e component (dashed lines), and that for the high- Y_e component (dotted lines), and for case (a) with $M_{\text{ej,high}} = 0.015M_{\odot}$ (top panel), case (b) with $M_{\text{ej,high}} = 0.025M_{\odot}$ (middle panel), and case (c) with $M_{\text{ej,high}} = 0.018M_{\odot}$ (bottom panel). Larger amounts of the high- Y_e , or lanthanide-free ejecta are required to fit L_{bol} observed in GW170817 (filled triangles with an error bar), if we take account of the isomers (cases (b) and (c)).

5 DISCUSSION

5.1 Isomers of nuclei with $A < 120$ or $A > 140$

We have selected nuclei whose isomer is taken into account in terms of the four criteria (Sec. 2). We investigate effects of IS of nuclei with $A < 120$ or $A > 140$. We adopt additional five nuclei, ^{106}Rh , ^{115}Cd , ^{177}Lu , ^{194}Ir , and ^{200}Au , in terms of the criteria (1), (2), and (4). We have calculated the evolution of abundances and $\dot{\epsilon}_{\text{nuc}}$ for $Y_e = 0.1 - 0.3$ and $v_{\text{ex}} = 0.05c$, assuming that the 14 nuclei ($^{121,123,125,127}\text{Sn}$, $^{128,129}\text{Sb}$, $^{129,131}\text{Te}$, ^{134}I , ^{108}Rh , ^{115}Cd , ^{177}Lu , ^{194}Ir , and ^{200}Au) are always stayed in their ISs. We find that change in $\dot{\epsilon}_{\text{nuc}}$ is negligible due to IS of nuclei with $A < 120$ or $A > 140$ except for ejecta with $Y_e = 0.1$, although the change is small even for $Y_e = 0.1$.

5.2 Excitation from a ground state to the isomeric state

We briefly discuss the excitation from GS to IS of the nine nuclei. Although we neglect the excitation from GS to IS, instead we simply consider the three limiting cases (a) to (c) in the present study, the excitation becomes important when the temperature of ejecta is comparable to the excitation energy of the isomers, E_{ex} . Since the temperature is less than 0.01 MeV when the nine nuclei are abundantly produced through a sequence of β^- decay (>0.001 days (Fig. 1)), the excitation from GS to IS of nuclei with larger E_{ex} , or ^{129}Sb , ^{129}Te , ^{131}Te and ^{134}I , whose E_{ex} are 1.85, 0.11, 0.18, and 0.32 MeV, is negligible unless an extra heating operates in the ejecta in addition to the nuclear heating. We note that the temperature of the ejecta might increase via internal shock and/or shock induced through interactions between the ejecta and circum-stellar matter. On the other hand, for nuclei with smaller E_{ex} , or $^{121,123,125,127}\text{Sn}$

and ^{128}Sb , whose E_{ex} are 0.006, 0.025, 0.028, 0.0047 and 0.02 MeV, the excitation could be important and result in β^- decay of ^{121}Sn at a very late phase through the isomer whose half life is 44 years. More quantitative evaluation of effects of the excitation on $\dot{\epsilon}_{\text{nuc}}$ and the light curve requires more detailed network calculation, in which excited states are taken into account in addition to GSs and ISs of the nine nuclei, as in case for ^{26}Al (Iliadis et al. 2011) but much more complicated. The calculation is beyond the scope of the present study. We postpone the calculation to a future paper.

6 CONCLUDING REMARKS

In this *Letter*, we have investigated the impact of isomers on the light curve of a kilonova associated with NSMs for the first time. Taking into account isomers of the nine nuclei, $^{121,125,123,127}\text{Sn}$, $^{128,129}\text{Sb}$, $^{129,131}\text{Te}$, and ^{134}I , which are selected in the light of observational importance in a kilonova associated with NSMs, we calculated the evolution of abundances and energy generation rates, $\dot{\epsilon}_{\text{nuc}}$, of the ejecta, whose dynamics is evaluated with a simplified model with four parameters; M_{ej} , v_{ex} , Y_e , and s . We have performed the calculations for three limiting cases; (a) all nuclei always stay in GS, (b) the above nine nuclei always stay in IS, and (c) the four nuclei, $^{123,125,127}\text{Sn}$ and ^{128}Sb , in IS. We study ejecta for parameters of $Y_e = 0.1, 0.15, 0.2, 0.25$, and 0.3 , and $v_{\text{ex}}/c = 0.05, 0.1$, and 0.2 with fixed parameters $M_{\text{ej}} = 0.03M_{\odot}$ and $s = 10k_{\text{B}}$. Here we note that $^{125,123,127}\text{Sn}$ and ^{128}Sb are shown to stay in IS dominantly, even when GS is not excited to IS, from careful examination of the decay schemes of isobars of the nuclei (Appendix A). We emphasized that case (c) corresponds to a rough approximation to a situation without the excitation from GS to IS.

We find that for $Y_e = 0.2, 0.25$, and 0.3 , $\dot{\epsilon}_{\text{nuc}}$ is appreciably changed from that without isomers, due to the change in timing of β^- decay through ISs of $^{123,125,127}\text{Sn}$ and ^{128}Sb . If the excitation from GS to IS is important, the isomers of ^{129}Sb and $^{129,131}\text{Te}$ also cause additional changes in $\dot{\epsilon}_{\text{nuc}}$. In particular, the impact of the isomers on $\dot{\epsilon}_{\text{nuc}}$ is significant for $Y_e = 0.25$ ejecta, which could correspond to a fraction of the early, blue component of a kilonova in GW170817, because the ejecta have abundant nuclei around the second-peak with $A = 120 - 140$ and negligible lanthanide. We also find that the effects in $\dot{\epsilon}_{\text{nuc}}$ are minor for IS of nuclei with $A < 120$ or $A > 140$. Finally, employed with the two-component emission model, we demonstrate that larger amounts of lanthanide-free ejecta are required to fit an observed light curve of the kilonova in GW170817 if the isomers are taken into account.

ACKNOWLEDGEMENTS

We thank Dr. H. Miyatake and Dr. T. Hayakawa for helpful information on isomers and the anonymous referee for detailed comments that helped us to improve our manuscript.

REFERENCES

- Abbott B. P., et al., 2017, *Phys. Rev. Lett.*, **119**, 161101
 Barnes J., Kasen D., Wu M.-R., Martínez-Pinedo G., 2016, *ApJ*, **829**, 110

- Blinnikov S. I., Dunina-Barkovskaya N. V., Nadyozhin D. K., 1996, *ApJS*, **106**, 171
- Cowperthwaite P. S., et al., 2017, *ApJ*, **848**, L17
- Fujibayashi S., Kiuchi K., Nishimura N., Sekiguchi Y., Shibata M., 2018, *ApJ*, **860**, 64
- Fujimoto S.-i., Hashimoto M.-a., Kotake K., Yamada S., 2007, *ApJ*, **656**, 382
- Fujimoto S.-i., Nishimura N., Hashimoto M.-a., 2008, *ApJ*, **680**, 1350
- Iliadis C., Champagne A., Chieffi A., Limongi M., 2011, *ApJS*, **193**, 16
- Just O., Bauswein A., Ardevol Pulpillo R., Goriely S., Janka H. T., 2015, *MNRAS*, **448**, 541
- Kasen D., Metzger B., Barnes J., Quataert E., Ramirez-Ruiz E., 2017, *Nature*, **551**, 80
- Kawaguchi K., Shibata M., Tanaka M., 2018, *ApJ*, **865**, L21
- Li L.-X., Paczyński B., 1998, *ApJ*, **507**, L59
- Metzger B. D., et al., 2010, *MNRAS*, **406**, 2650
- Möller P., Nix J. R., Myers W. D., Swiatecki W. J., 1995, *Atomic Data and Nuclear Data Tables*, **59**, 185
- Radice D., Galeazzi F., Lippuner J., Roberts L. F., Ott C. D., Rezzolla L., 2016, *MNRAS*, **460**, 3255
- Rosswog S., Feindt U., Korobkin O., Wu M.-R., Sollerman J., Goobar A., Martinez-Pinedo G., 2017, *Classical and Quantum Gravity*, **34**, 104001
- Sekiguchi Y., Kiuchi K., Kyutoku K., Shibata M., Taniguchi K., 2016, *Phys. Rev. D*, **93**, 124046
- Smartt S. J., et al., 2017, *Nature*, **551**, 75
- Tanaka M., et al., 2017, *PASJ*, **69**, 102
- Tanvir N. R., et al., 2017, *ApJ*, **848**, L27
- Villar V. A., et al., 2017, *ApJ*, **851**, L21
- Wanajo S., Sekiguchi Y., Nishimura N., Kiuchi K., Kyutoku K., Shibata M., 2014, *ApJ*, **789**, L39

APPENDIX A: EFFECTIVE BRANCHING RATIOS OF β^- DECAYING ISOMERS

For the nine isomers, $^{121,123,125,127}\text{Sn}$, $^{128,129}\text{Sb}$, $^{129,131}\text{Te}$, and ^{134}I , we evaluate an effective β^- BR, which is defined as a fraction of isomers decaying to its daughter nuclei via β^- decay when a GS of the nuclei is not excited to its IS, using nuclear data taken from NUDAT2².

A1 $A = 121$ isobars

There are three decay sequences to $^{121}\text{Sn}^m$ from ^{121}Ag , which has no isomer with a β^- branch; (a) $^{121}\text{Ag} \rightarrow ^{121}\text{Cd}^g \rightarrow ^{121}\text{In}^m \rightarrow ^{121}\text{Sn}^m$, (b) $^{121}\text{Ag} \rightarrow ^{121}\text{Cd}^g \rightarrow ^{121}\text{In}^g \rightarrow ^{121}\text{Sn}^m$, and (c) $^{121}\text{Ag} \rightarrow ^{121}\text{Cd}^m \rightarrow ^{121}\text{In}^g \rightarrow ^{121}\text{Sn}^m$, whose BRs are 40.25%, 3.85%, and 0.97%. Since β^- BR of $^{121}\text{Sn}^m$ to ^{121}Sb is 22.4%, the effective BR to $^{121}\text{Sn}^m$ results in 9.88%.

A2 $A = 123$ isobars

There are four decay sequences to $^{123}\text{Sn}^m$ from ^{123}Ag , which has no isomer with a β^- branch; (a) $^{123}\text{Ag} \rightarrow ^{123}\text{Cd}^g \rightarrow ^{123}\text{In}^g \rightarrow ^{123}\text{Sn}^m$, (b) $^{123}\text{Ag} \rightarrow ^{123}\text{Cd}^g \rightarrow ^{123}\text{In}^m \rightarrow ^{123}\text{Sn}^m$, (c) $^{123}\text{Ag} \rightarrow ^{123}\text{Cd}^m \rightarrow ^{123}\text{In}^g \rightarrow ^{123}\text{Sn}^m$, and (d) $^{123}\text{Ag} \rightarrow ^{123}\text{Cd}^m \rightarrow ^{123}\text{In}^m \rightarrow ^{123}\text{Sn}^m$. The effective BR of β^- decay of $^{123}\text{Sn}^m$ is estimated to be 99.00% (=57.05% +26.78% +0.248% +14.92%), since the β^- BR of $^{123}\text{Sn}^m$ to ^{123}Sb is 100%.

A3 $A = 125$ isobars

There are three decay sequences to $^{125}\text{Sn}^m$ from ^{125}Ag , which has no isomer with a β^- branch; (a) $^{125}\text{Ag} \rightarrow ^{125}\text{Cd}^g \rightarrow ^{125}\text{In}^g \rightarrow ^{125}\text{Sn}^m$, (b) $^{125}\text{Ag} \rightarrow ^{125}\text{Cd}^g \rightarrow ^{125}\text{In}^m \rightarrow ^{125}\text{Sn}^m$, and (c) $^{125}\text{Ag} \rightarrow ^{125}\text{Cd}^m \rightarrow ^{125}\text{In}^g \rightarrow ^{125}\text{Sn}^m$. With the BR of 100% for the β^- decay of $^{125}\text{Sn}^m$ to ^{125}Sb , the effective BR of β^- decay of $^{125}\text{Sn}^m$ is estimated to be (89.57 +75*0.1043 x_{125})%, which ranges from 89.57% to 97.39%, where x_{125} is the β^- BR of ^{125}Ag to $^{125}\text{Cd}^g$ and is not compiled in NUDAT2.

A4 $A = 127$ isobars

There are two decay sequences to $^{127}\text{Sn}^m$ from ^{127}Cd , which has no isomer with a β^- branch; (a) $^{127}\text{Cd} \rightarrow ^{127}\text{In}^g \rightarrow ^{127}\text{Sn}^m$ and (b) $^{127}\text{Cd} \rightarrow ^{127}\text{In}^m \rightarrow ^{127}\text{Sn}^m$. The effective BR of β^- decay of $^{127}\text{Sn}^m$ is estimated to be (100 -17.17 x_{127})%, which ranges from 82.83% to 100% with the BR β^- decay of 100% of $^{127}\text{Sn}^m$ to ^{127}Sb , where x_{127} is the β^- BR of ^{127}Cd to $^{127}\text{In}^g$ and is not compiled in NUDAT2. Here we assume that the β^- BR of $^{127}\text{Cd}(3/2+)$ to an another isomer, $^{127}\text{In}^{m2}(21/2-)$, is negligible compared with that of $^{127}\text{Cd}(3/2+)$ to $^{127}\text{In}^m(1/2-)$ because of the large spin difference between $^{127}\text{Cd}(3/2+)$ and $^{127}\text{In}^{m2}(21/2-)$.

A5 $A = 128$ isobars

There is a decay sequence to $^{128}\text{Sb}^m$ from ^{128}Cd , which has no isomer with a β^- branch; $^{128}\text{Cd} \rightarrow ^{128}\text{In}^g \rightarrow ^{128}\text{Sn}^g \rightarrow ^{128}\text{Sb}^m$. The effective BR of β^- decay of $^{128}\text{Sb}^m$ is estimated to be 96.4%, with the β^- BR of 96.4% of $^{128}\text{Sb}^m$ to ^{128}Te .

A6 $A = 129$ isobars

There are two decay sequences to $^{129}\text{Sn}^m$ from ^{129}Cd , which has no isomer with a β^- branch; (a) $^{129}\text{Cd} \rightarrow ^{129}\text{In}^g \rightarrow ^{129}\text{Sn}^m \rightarrow ^{129}\text{Sb}^m$ and (b) $^{129}\text{Cd} \rightarrow ^{129}\text{In}^m \rightarrow ^{129}\text{Sn}^m \rightarrow ^{129}\text{Sb}^m$. The effective BR of β^- decay of $^{129}\text{Sn}^m$ is estimated to be 3.74*(0.002131 + 0.1287 x_{129})*0.85%, which ranges from 0.068% to 0.48% with the β^- BR of 85% of $^{129}\text{Sn}^m$ to ^{129}Sb , where x_{129} is the β^- BR of ^{129}Cd to $^{129}\text{In}^g$ and is not compiled in NUDAT2. Here the β^- BR of ^{129}In to $^{129}\text{Sn}^g$ is evaluated to be (10-20)% in NUDAT2 and is set to be 15%.

Furthermore, we have two branches from ^{129}Sb to $^{129}\text{Te}^m$; (a) $^{129}\text{Sb}^g \rightarrow ^{129}\text{Te}^m$, and (b) $^{129}\text{Sb}^m \rightarrow ^{129}\text{Te}^m$. The effective BR of β^- decay of $^{129}\text{Te}^m$ is estimated to be (6.47-6.6)%, since the BR β^- decay of $^{129}\text{Te}^m$ to ^{129}I is 37%.

A7 $A = 131$ isobars

There is a decay sequence to $^{131}\text{Te}^m$ from ^{131}Sb , which has no isomer with a β^- branch; $^{131}\text{Sb} \rightarrow ^{131}\text{Te}^m$. The effective BR of β^- decay of $^{131}\text{Te}^m$ is estimated to be 4.84%, since the BR β^- decay of $^{131}\text{Te}^m$ to ^{131}I is 74.5%.

A8 $A = 134$ isobars

The effective BR of β^- decay of $^{134}\text{I}^m$ is estimated to be 0%, because there is no decay sequences to $^{134}\text{I}^m$ from ^{134}Te , which has no isomer with a β^- branch.

² <https://www.nndc.bnl.gov/nudat2/>

This paper has been typeset from a \TeX/L\AA\TeX file prepared by the author.