

Saddlepoint approximations for spatial panel data models

Chaonan Jiang ^{*}, Davide La Vecchia [†], Elvezio Ronchetti [‡], Olivier Scaillet [§]

January 29, 2020

Abstract

We develop new higher-order asymptotic techniques for the Gaussian maximum likelihood estimator of the parameters in a spatial panel data model, with fixed effects, time-varying covariates, and spatially correlated errors. We introduce a new saddlepoint density and tail area approximation to improve on the accuracy of the extant asymptotics. It features *relative error* of order $O(m^{-1})$ for $m = n(T - 1)$ with n being the cross-sectional dimension and T the time-series dimension. The main theoretical tool is the tilted-Edgeworth technique. It yields a density approximation that is always non-negative, does not need resampling, and is accurate in the tails. We provide an algorithm to implement our saddlepoint approximation and we illustrate the good performance of our method via numerical examples. Monte Carlo experiments show that, for the spatial panel data model with fixed effects and $T = 2$, the saddlepoint approximation yields accuracy improvements over the routinely applied first-order asymptotics and Edgeworth expansions, in small to moderate sample sizes, while preserving analytical tractability. An empirical application on the investment-saving relationship in OECD countries shows disagreement between testing results based on first-order asymptotics and saddlepoint techniques, which questions some implications based on the former.

1 Introduction

Accounting for spatial dependence is of interest both from an applied and a theoretical point of view. Indeed, panel data with spatial cross-sectional interaction enable empirical researchers to take into account the time

^{*}Research Center for Statistics and Geneva School of Economics and Management, University of Geneva, Blv. Pont d'Arve 40, 1211 Geneva, Switzerland, chaonan.jiang@unige.ch

[†]Research Center for Statistics and Geneva School of Economics and Management, University of Geneva, Blv. Pont d'Arve 40, 1211 Geneva, Switzerland, davide.lavecchia@unige.ch

[‡]Research Center for Statistics and Geneva School of Economics and Management, University of Geneva, Blv. Pont d'Arve 40, 1211 Geneva, Switzerland, elvezio.ronchetti@unige.ch

[§]Geneva Finance Research Institute, Geneva School of Economics and Management, University of Geneva and Swiss Finance Institute, Blv. Pont d'Arve 40, 1211 Geneva, Switzerland, olivier.scaillet@unige.ch

dimension and, at the same time, control for the cross-sectional spatial dependence. From a theoretical point of view, the special features of panel data with spatial effects present the challenge to develop new methodological tools.

Much of the machinery for conducting statistical inference on panel data models has been established under the simplifying assumption of cross-sectional independence. This assumption may be inadequate in many cases. For instance, correlation across spatial data comes typically from competition, spillovers, or aggregation. The presence of such a correlation might be anticipated in observable variables and/or in the unobserved disturbances in a statistical model and ignoring it can have adverse effects on routinely-applied inferential procedures. For example, if the disturbances are spatially correlated in a linear regression model, the asymptotic variance matrix of Gaussian (quasi) likelihood reflects the correlation, and this has an impact on the level of Wald-type tests. See, e.g., [Gaetan and Guyon \(2010\)](#), [Rosenblatt \(2012\)](#), [Cressie \(2015\)](#), [Cressie and Wikle \(2015\)](#), and recently [Wikle et al. \(2019\)](#) for book-length discussions in the statistical literature. In the econometric literature, see, e.g., [Kapoor et al. \(2007\)](#), [Lee and Yu \(2010\)](#), [Robinson and Rossi \(2014\)](#), [Robinson and Rossi \(2015\)](#), and, for book-length presentations, [Baltagi \(2008, Ch. 13\)](#), [Anselin \(2013\)](#) and [Kelejian and Piras \(2017\)](#).

Different nonparametric, semiparametric, and parametric approaches have been proposed to incorporate cross-sectional dependence in panel data models. A nonparametric approach is only feasible when the dimension T of time series observations, is large relative to the dimension n of cross-sectional observations. In other situations, typically when T is very small (e.g., $T = 2$) and n is large, semiparametric models have been employed, including time varying regressors (namely factor models) and spatial autoregressive component, when information on spatial distances is available. Least squares and quasi maximum-likelihood estimator represent the main popular tools for estimation within this setting. When both T and n are small, the fully parametric approach is the sensible choice and (Gaussian) likelihood-based procedures are applied to define the maximum likelihood estimator (MLE).

The available asymptotic results (e.g., consistency and asymptotic normality) for the MLE of [Lee and Yu \(2010\)](#) are based on large- n first-order asymptotic approximations (see [Kelejian and Prucha \(1998\)](#) for generalized spatial two-stage least squares estimation), the exact finite-sample distribution being intractable. However, when n is not very large, such approximations may be unreliable and alternative approximations are highly recommended. [Robinson and Rossi \(2015\)](#) derived an Edgeworth expansion for the special case of a panel data first-order spatial autoregressive model (SAR(1)) with fixed effects without covariates. Although the inference (e.g., testing) derived using the Edgeworth expansion improves on the standard first-order asymptotics, it is well-known (see e.g. [Field and Ronchetti \(1990\)](#)) that, in general, this technique

provides a good approximation in the center of the distribution, but can be inaccurate in the tails. There, it can even become negative because of its intrinsic structure based on an additive correction. Since tails are typically the area of interest for testing purposes and/or for confidence interval construction, this can lead to very inaccurate approximations.

Resampling methods are also available alternatives. For instance in the i.i.d. setting, the bootstrap allows to achieve higher-order asymptotic refinements in terms of *absolute* error. However, it requires either a bias correction or an asymptotically pivotal statistics; see the discussion in [Hall \(1992\)](#) and [Horowitz \(2001\)](#) in the i.i.d. setting. However, for spatio-temporal models, such results are not available.

The aim of this paper is to introduce *saddlepoint approximations* for parametric spatial autoregressive panel data models with fixed effects and time-varying covariates. They overcome the problems mentioned above by means of a main theoretical tool, the tilted-Edgeworth technique. It yields a density approximation that is always non-negative, does not need resampling, and is accurate in the tails. The new saddlepoint density approximation, features *relative error* of order $O(m^{-1})$ for $m = n(T - 1)$. Achieving a small relative error is appealing in tail areas where the probabilities are small. Moreover, it does neither require bias correction, nor any studentization of the test statistic.

For general references on saddlepoint approximations in the i.i.d. setting, see the seminal paper of [Daniels \(1954\)](#) and the book-length presentations of [Field and Ronchetti \(1990\)](#), [Jensen \(1995\)](#), [Kolassa \(2006\)](#) and [Brazzale et al. \(2007\)](#). For a result about testing on spatial dependence, see [Tiefelsdorf \(2002\)](#), and for recent developments in time series models, see [La Vecchia and Ronchetti \(2019\)](#).

We assume $n \gg T$, so we deal with the so-called *micro panels*, which typically involve annual data covering a short time span for each individual. Within this setting for T being fixed, the standard asymptotic arguments rely crucially on the number n of individuals tending to infinity; see [Lee and Yu \(2010\)](#). In contrast, in our development, we consider small- n cross-sectional asymptotics and we still leave T fixed (possibly small). However, we will keep T in the notation of normalizing factors to demonstrate the improved rate of convergence that would result in letting $T \rightarrow \infty$.

As noticed by [Robinson and Rossi \(2015\)](#), we could develop also asymptotic techniques with T increasing with n (at a certain rate for T/n), or sequential asymptotics with T increasing after n . Here, there is little practical value in doing so because $T \rightarrow \infty$ is not needed for cross-sectional consistent estimation and/or to simplify the theory in the model. Finally, we also mention that we could develop the theory with T increasing and n held fixed, but this would become a multivariate (parametric) time series model, whose first-order asymptotics are well-known (see, e.g., [Shumway and Stoffer \(2013\)](#)). In contrast, the development of saddlepoint techniques for multivariate time series requires a separate treatment and we conjecture that

it could be derived using frequency domain methods, along the lines of [La Vecchia and Ronchetti \(2019\)](#).

2 Motivating example

We motivate our research by a Monte Carlo (MC) exercise illustrating the low accuracy of the routinely applied first-order asymptotics. We consider a leading example in the literature: the panel data model related to the spatial autoregressive process of order one, henceforth SAR(1), which for $t = 1, 2$ is

$$Y_{nt} = \lambda_0 W_n Y_{nt} + c_{n0} + V_{nt}, \quad (2.1)$$

where $V_{nt} = (v_{1t}, v_{2t}, \dots, v_{nt})'$ are $n \times 1$ vectors and $v_{it} \sim \mathcal{N}(0, 1)$, i.i.d. across i and t . The model is a special case of the general model in [\(3.1\)](#), the spatial autoregressive process with spatial autoregressive error (SARAR) of [Lee and Yu \(2010\)](#); see [§3](#) for detail. Since c_{n0} creates an incidental parameter issue, we eliminate it by the standard differentiation procedure. Given that we have only two periods, the transformed (differentiated) model is formally equivalent to the cross-sectional SAR(1) model, in which $c_{n0} \equiv 0$, a priori; see [Robinson and Rossi \(2015\)](#) for a related discussion.

In the MC exercise, we set $\lambda_0 = 0.2$ and we estimate it through Gaussian likelihood maximisation. The resulting M -estimator (the maximum likelihood estimator) is consistent and asymptotically normal; see [§4.1](#). To illustrate graphically the behavior of the asymptotic theory in finite sample, we consider two sample sizes: $n = 24$ (small sample) and $n = 100$ (moderate/large sample). MC size is 5000. We use three different spatial weight matrices: Rook, Queen, and Queen with torus. In [Figure 9](#), we display the geometry (undirected graph) implied by each considered spatial matrix to highlight that different matrices imply different spatial relations. For instance, we flag that the Rook matrix has less links than the Queen matrix. Indeed, the Rook criterion defines neighbours by the existence of a common edge between two spatial units, whilst the Queen criterion is less rigid and it defines neighbours as spatial units sharing an edge or a vertex.

In [Figure 2](#), we display the MC results. Via QQ-plot, we compare the distribution of $\hat{\lambda}$ to the Gaussian asymptotic distribution (implied by the first-order asymptotic theory). The plots show that, for both the considered sample sizes, the Gaussian approximation can be either too thin or too thick in the tails with respect to the “exact” distribution (as obtained via simulation). The more complex is the geometry of W_n (e.g., W_n is Queen), the more pronounced are the departures from the Gaussian approximation.

Similar results (see the on line supplementary materials) illustrate that the first-order asymptotic theory defines a poor approximation (again, especially in the tails) to the sampling distribution of $\hat{\lambda}$, also in the

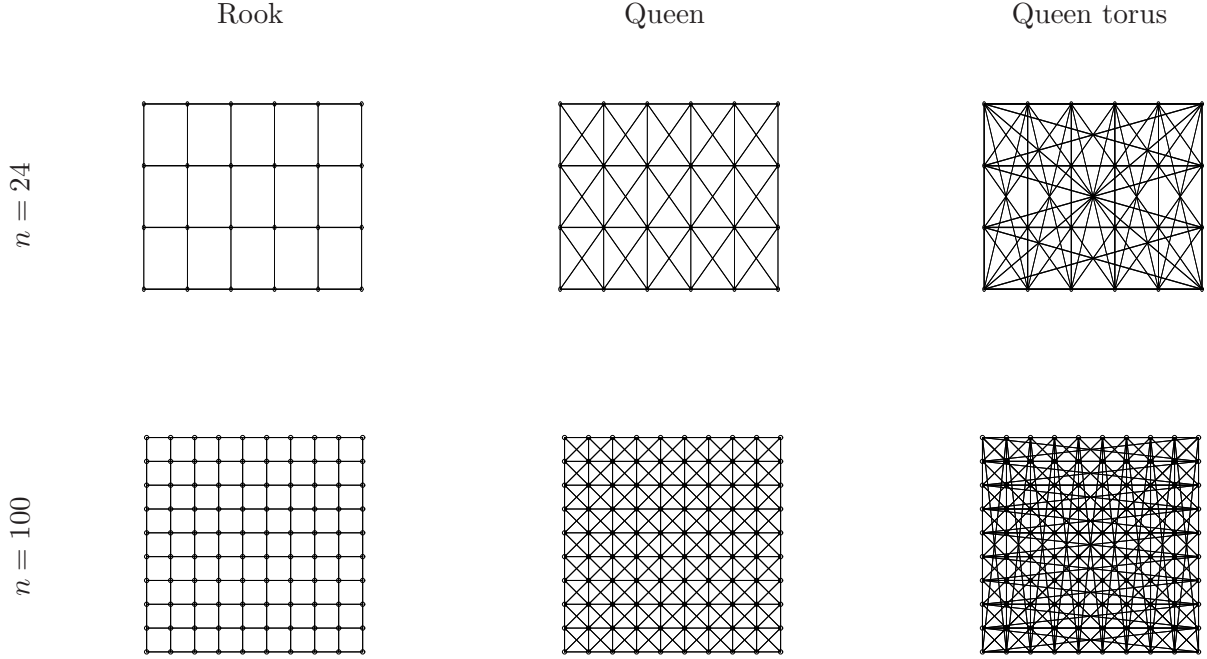


Figure 1: Different types of W_n matrix, for $n = 24$ (top panels) and $n = 100$ (bottom panels).

setting of a SARAR(1,1) model, with sample size $n = 25, 100$, time dimension $T = 5$, X_{nt} , c_{n0} , V_{nt} generated from independent standard normal distributions, and $W_n = M_n$.

3 Model setting

Let us consider the model

$$\begin{aligned} Y_{nt} &= \lambda_0 W_n Y_{nt} + X_{nt} \beta_0 + c_{n0} + E_{nt}, \\ E_{nt} &= \rho_0 M_n E_{nt} + V_{nt}, \end{aligned} \quad t = 1, 2, \dots, T \quad (3.1)$$

where $Y_{nt} = (y_{1t}, y_{2t}, \dots, y_{nt})'$, $V_{nt} = (v_{1t}, v_{2t}, \dots, v_{nt})'$ are $n \times 1$ vectors and v_{it} is i.i.d. across i and t , having Gaussian distribution with zero mean and variance σ_0^2 .

We label by $P_{\theta_0} \in \mathcal{P}$, with $\theta_0 \in \Theta \subset \mathbb{R}^d$, the actual underlying distribution, which is the weak limit of $P_{n,T}$, representing the empirical measure of $\{Y_{nt}, t = 1, 2, \dots, T\}$. The matrix W_n is an $n \times n$ nonstochastic spatial weight matrix that generates the spatial dependence on y_{it} among cross sectional units. The matrix X_{nt} is an $n \times k$ matrix of non stochastic time varying regressors, and c_{n0} is an $n \times 1$ vector of fixed effects.

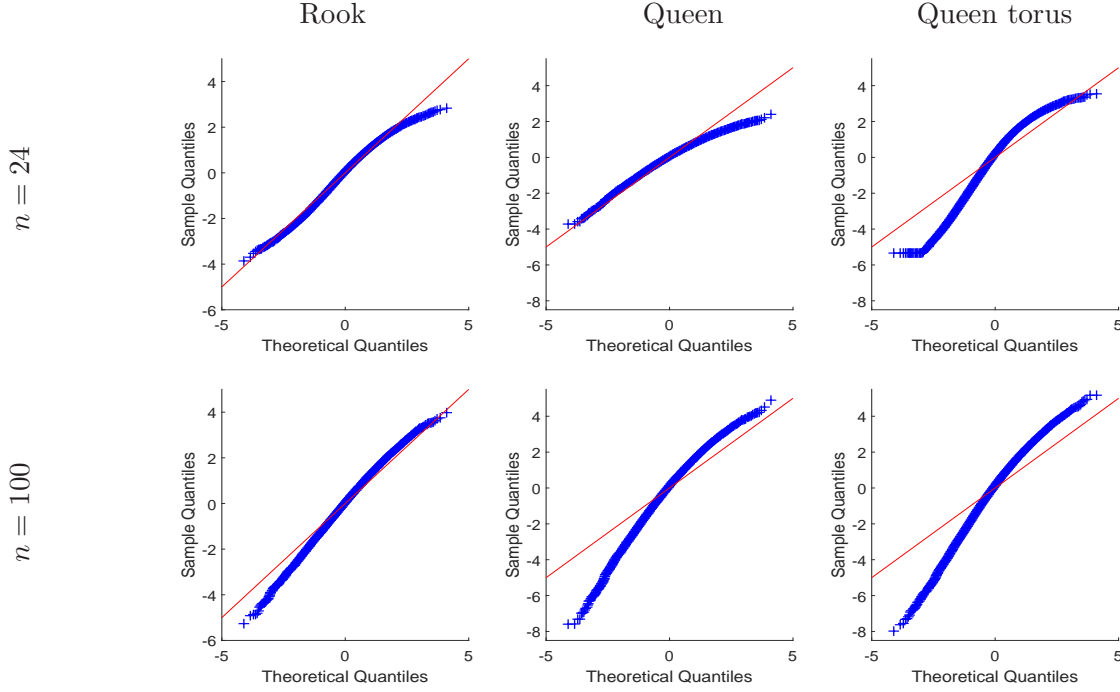


Figure 2: SAR(1) model: QQ-plot vs normal of the MLE $\hat{\lambda}$, for different sample sizes ($n = 24$ and $n = 100$), $\lambda_0 = 0.2$ and different types of W_n matrix.

Similarly, M_n is an $n \times n$ spatial weight matrix for the disturbances — quite often $W_n = M_n$. Moreover, we define $S_n(\lambda) = I_n - \lambda W_n$, and analogously we define $R_n(\rho) = I_n - \rho M_n$.

As remarked by [Lee and Yu \(2010\)](#) and by [Robinson and Rossi \(2015\)](#), the vector c_{n0} introduces an incidental parameters problem. To cope with this issue, we follow the standard approach, and we transform the model in order to derive consistent estimator for the model parameter $\theta = (\beta', \lambda, \rho, \sigma^2)'$ and $\theta \in \Theta \subset \mathbb{R}^d$. To achieve the goal, we first eliminate the individual effects by the deviation from the time-mean operator $J_T = (I_T - \frac{1}{T} l_T l_T')$, where I_T is the $T \times T$ identity matrix, and $l_T = (1, \dots, 1)$, namely the $T \times 1$ vector of ones. Without creating linear dependence in the resulting disturbances, we adopt the transformation introduced by [Lee and Yu \(2010\)](#).

First, let the orthonormal eigenvector matrix of J_T be $[F_{T,T-1}, \frac{1}{\sqrt{T}} l_T]$, where $F_{T,T-1}$ is the $T \times (T-1)$ submatrix corresponding to the unit eigenvalues. Then, for any $n \times T$ matrix $[Z_{n1}, \dots, Z_{nT}]$, we define the transformed $n \times (T-1)$ matrix $[Z_{n1}^*, \dots, Z_{nT}^*] = [Z_{n1}, \dots, Z_{nT}] F_{T,T-1}$. Similarly, $X_{nt}^* = [X_{nt,1}^*, X_{nt,2}^*, \dots, X_{nt,k}^*]$. Thus, we transform the model in (3.1) and we obtain:

$$\begin{aligned}
Y_{nt}^* &= \lambda_0 W_n Y_{nt}^* + X_{nt}^* \beta_0 + E_{nt}^*, \\
E_{nt}^* &= \rho_0 M_n E_{nt}^* + V_{nt}^*, \quad t = 1, 2, \dots, T.
\end{aligned} \tag{3.2}$$

Since $(V_{n1}^{*'}, \dots, V_{n(T-1)}^{*'}) = [F_{T,T-1} \otimes I_n](V_{n1}', \dots, V_{n(T-1)}')'$, and the v_{it} are i.i.d., we have

$$\mathbb{E} \left[\left(V_{n1}^{*'}, \dots, V_{n(T-1)}^{*'} \right)' \left(V_{n1}^{*'}, \dots, V_{n(T-1)}^{*'} \right) \right] = \sigma_0^2 I_{n(T-1)},$$

where $\mathbb{E}[\cdot]$ represents the expectation taken w.r.t. P_{θ_0} . Now, we have that v_{it}^* are i.i.d. for all i and t . Thus, defining $\zeta = (\beta', \lambda, \rho)'$, the log-likelihood is:

$$\begin{aligned}
\ln L_{n,T}(\theta) = \ell_{n,T}(\theta) &= -\frac{n(T-1)}{2} \ln(2\pi\sigma^2) + (T-1)[\ln |S_n(\lambda)| + \ln |R_n(\rho)|] \\
&\quad - \frac{1}{2\sigma^2} \sum_{t=1}^{T-1} V_{nt}^{*'}(\zeta) V_{nt}^*(\zeta),
\end{aligned}$$

where $V_{nt}^*(\zeta) = R_n(\rho)[S_n(\lambda)Y_{nt}^* - X_{nt}^*\beta]$. We can rewrite $\ell_{n,T}(\theta)$ in terms of a quadratic form in $\tilde{V}_{nt}'(\zeta)$, see [Lee and Yu \(2010\)](#), as:

$$\begin{aligned}
\ell_{n,T}(\theta) &= -\frac{n(T-1)}{2} \ln(2\pi\sigma^2) + (T-1)[\ln |S_n(\lambda)| + \ln |R_n(\rho)|] \\
&\quad - \frac{1}{2\sigma^2} \sum_{t=1}^T \tilde{V}_{nt}'(\zeta) \tilde{V}_{nt}(\zeta),
\end{aligned} \tag{3.3}$$

where $\tilde{V}_{nt}(\zeta) = R_n(\rho)[S_n(\lambda)\tilde{Y}_{nt} - \tilde{X}_{nt}\beta]$, with

$$\tilde{Y}_{nt} = Y_{nt} - \sum_{t=1}^T Y_{nt}/T, \quad \tilde{X}_{nt} = X_{nt} - \sum_{t=1}^T X_{nt}/T. \tag{3.4}$$

Finally, the MLE under Gaussian assumption $\hat{\theta}_{n,T}$ for θ is an M -estimator obtained by solving $\hat{\theta}_{n,T} = \arg \max_{\theta \in \Theta} \ell_{n,T}(\theta)$. This implies the system of estimating equations:

$$\frac{\partial \ell_{n,T}(\hat{\theta}_{n,T})}{\partial \theta} = \sum_{t=1}^T (T-1)^{-1} \psi_{nt}(\hat{\theta}_{n,T}) = 0, \tag{3.5}$$

where $\psi_{nt}(\hat{\theta}_{n,T})$ is the likelihood score function

$$\psi_{nt}(\theta) = \begin{pmatrix} \frac{T-1}{\sigma^2} (R_n(\rho) \tilde{X}_{nt})' \tilde{V}_{nt}(\zeta) \\ \frac{T-1}{\sigma^2} \left((\ddot{G}_n \ddot{X}_{nt} \beta)' \tilde{V}_{nt}(\zeta) + \tilde{V}_{nt}' \ddot{G}_n' \tilde{V}_{nt} \right) - \frac{(T-1)^2}{T} \text{tr}(G_n(\lambda)) \\ \frac{T-1}{\sigma^2} (H_n(\rho) \tilde{V}_{nt}(\zeta))' \tilde{V}_{nt}(\zeta) - \frac{(T-1)^2}{T} \text{tr}(H_n(\rho)) \\ \frac{T-1}{2\sigma^4} \left(\tilde{V}_{nt}'(\zeta) \tilde{V}_{nt}(\zeta) - \frac{n(T-1)}{T} \sigma^2 \right) \end{pmatrix}, \quad (3.6)$$

where $G_n(\lambda) = W_n S_n^{-1}$, $H_n(\rho) = M_n R_n^{-1}$, $\ddot{G}_n(\lambda) = R_n G_n R_n^{-1}$, and $\ddot{X}_{nt} = R_n \tilde{X}_{nt}$.

4 Methodology

The derivation of our higher-order techniques relies on three steps: (i) defining a second-order asymptotic (von Mises) expansion for the MLE, see §4.1; (ii) identifying the corresponding U -statistic, see §4.2; (iii) deriving the Edgeworth expansion for the U -statistic as in [Bickel et al. \(1986\)](#) and deriving the saddlepoint density by means of the tilted-Edgeworth techniques, see §4.3 and §4.4.

Similar approaches are available in the standard setting of i.i.d. random variables in [Easton and Ronchetti \(1986\)](#), [Barndorff-Nielsen and Cox \(1989\)](#), and [Gatto and Ronchetti \(1996\)](#).

4.1 The M -functional related to the MLE and its first-order asymptotics

Let us first define the M -functional related to the MLE. To this end, we remark that the likelihood score function in (3.6) is a vector in \mathbb{R}^d , and each l -th element of this vector, for $l = 1, \dots, d$, is a sum of n terms. In what follows, for $i = 1, \dots, n$, we denote by $\psi_{i,t,l}(\theta)$ the i -th term, at time t , of this sum for the l -th component of the score.

To specify $\psi_{i,t,l}(\theta)$, we set $R_n(\rho) = (r_1'(\rho), r_2'(\rho), \dots, r_n'(\rho))'$, $\tilde{X}_{nt} = [\tilde{X}_{nt,1}, \tilde{X}_{nt,2}, \dots, \tilde{X}_{nt,k}]$, $\tilde{V}_{nt}(\xi) = (\tilde{v}_{1t}(\zeta), \tilde{v}_{2t}(\zeta), \dots, \tilde{v}_{nt}(\zeta))'$ and $H_n(\rho) = (h_1(\lambda), h_2(\lambda), \dots, h_n(\lambda))'$, where $r_i(\rho)$ and $h_i(\lambda)$ are the i_{th} row of $R_n(\rho)$ and $H_n(\rho)$, g_{ii} and h_{ii} are i_{th} element of the diagonal of $G_n(\lambda)$ and $H_n(\rho)$ respectively. Then, from

(3.6), it follows

$$\psi_{i,t}(\theta) = \begin{pmatrix} \psi_{i,t,1}(\theta) \\ \psi_{i,t,2}(\theta) \\ \vdots \\ \psi_{i,t,d}(\theta) \end{pmatrix}_{d \times 1} = \begin{pmatrix} \frac{T-1}{\sigma^2} r_i(\rho) \tilde{X}_{nt,1} \tilde{v}_{it}(\zeta) \\ \frac{T-1}{\sigma^2} r_i(\rho) \tilde{X}_{nt,2} \tilde{v}_{it}(\zeta) \\ \vdots \\ \frac{T-1}{\sigma^2} r_i(\rho) \tilde{X}_{nt,k} \tilde{v}_{it}(\zeta) \\ \frac{T-1}{\sigma^2} r_i(\rho) \left(G_n \tilde{X}_{nt} \beta + G_n R_n^{-1}(\rho) \tilde{V}_{nt}(\zeta) \right) \tilde{v}_{it}(\zeta) - \frac{(T-1)^2}{T} g_{ii} \\ \frac{T-1}{\sigma^2} h_i(\rho) \tilde{V}_{nt}(\xi) \tilde{v}_{it}(\zeta) - \frac{(T-1)^2}{T} h_{ii} \\ \frac{T-1}{2\sigma^4} (\tilde{v}_{it}(\zeta)^2 - \frac{T-1}{T} \sigma^2) \end{pmatrix}_{d \times 1}. \quad (4.1)$$

Thus, for every $t = 1, 2, \dots, T$, we have $\psi_{nt}(\theta) = \left(\sum_{i=1}^n \psi_{i,t,1}(\theta), \dots, \sum_{i=1}^n \psi_{i,t,d}(\theta) \right)'$, and, from (3.5), it follows that the MLE is the solution to

$$\frac{1}{n} \sum_{t=1}^T \left(\sum_{i=1}^n (T-1)^{-1} \psi_{i,t,1}(\hat{\theta}_{n,T}), \dots, \sum_{i=1}^n (T-1)^{-1} \psi_{i,t,d}(\hat{\theta}_{n,T}) \right)' = 0. \quad (4.2)$$

The M -functional ϑ related to the MLE is defined on the class of all probability measures and takes values in \mathbb{R}^d . Specifically, it is implicitly defined as the unique functional root of:

$$\mathbb{E} \left\{ \sum_{t=1}^T (T-1)^{-1} \psi_{nt} [\vartheta(P_{\theta_0})] \right\} = 0. \quad (4.3)$$

The finite sample version of the M -functional is the M -estimator defined in (3.5), or equivalently via its component-wise form as in (4.2), and we label it $\hat{\theta}_{n,T} = \vartheta(P_{n,T})$. Checking the uniqueness of the M -estimator defined in (4.2) can be done on a case-by-case basis, using Assumption A (see below) and working on the Gaussian log-likelihood. For instance, in the case of the SAR model in (2.1), one can compute the second derivative of $\ell_{n,T}$ w.r.t. λ and check that $\ell_{n,T}$ is a concave function, admitting a unique maximizer. Alternatively, one might solve the estimating equations implied by first-order conditions related to $\ell_{n,T}$ resorting on a one-step procedure and using for instance the GMM estimator (see Lee and Yu (2010) and reference therein) as a preliminary estimator; for a book-length description of one-step procedure, see among the others Ch. 5 of van der Vaart (1998).

In what follows, for the sake of notation, we set $m := n(T-1)$, with $m \rightarrow \infty$, as $n \rightarrow \infty$.

Assumption A.

(i) The elements $\omega_{n,ij}$ of W_n and the elements $m_{n,ij}$ of M_n in (3.1) are at most of order h_n^{-1} , denoted by

$O(1/h_n)$, uniformly in all i, j , where the rate sequence $\{h_n\}$ is bounded, and h_n is bounded away from zero for all n . As a normalization, we have $\omega_{n,ii} = m_{n,ii} = 0$ for all i .

(ii) n diverges, while $T \geq 2$ and it is finite.

(iii) Assumptions 2-5 and Assumption 7 in [Lee and Yu \(2010\)](#) are satisfied.

(iv) Denote $C_n = \ddot{G}_n - n^{-1} \text{tr}(\ddot{G}_n) I_n$ and $D_n = H_n - n^{-1} \text{tr}(H_n) I_n$ where $\ddot{G}_n = R_n G_n R_n^{-1}$ and $H_n = M_n R_n^{-1}$. Then $C_n^s = C_n + C_n'$ and $D_n^s = D_n + D_n'$. The limit of $n^{-2} [\text{tr}(C_n^s C_n^s) \text{tr}(D_n^s D_n^s) - \text{tr}^2(C_n^s D_n^s)]$ is strictly positive as $n \rightarrow \infty$.

Assumptions A(i) characterizes the behavior of W_n and M_n in terms of n . In some empirical applications, W_n and M_n are row-normalized. This means $\omega_{n,ij} = d_{ij} / \sum_{j=1}^n d_{ij}$, where d_{ij} is the spatial distance of the i -th and the j -th units in some (characteristic) space. For each i , the weight $\omega_{n,ij}$ defines an average of neighboring values. In what follows, we consider spatial weight matrices (like e.g. Rook and Queen) such that $\sum_{j=1}^n d_{ij} = O(h_n)$ uniformly in i and the row-normalized weight matrix satisfies Assumption A(i). For instance, W_n as Rook creates a square tessellation with $h_n = 4$ for the inner fields on the chessboard, and $h_n = 2$ and $h_n = 3$ for the corner and border fields, respectively. Assumption A(ii) defines the asymptotic scheme of our theoretical development, in which we consider n cross-sectional units and we leave T fixed. Assumption A(iii) refers to [Lee and Yu \(2010\)](#), who develops the first-order asymptotic theory. All W_n , M_n , $S_n^{-1}(\lambda)$, $R_n^{-1}(\rho)$ are uniformly bounded by Assumption A(iv) which guarantees the convergence of the asymptotic variance, see below. Assumption A(iv) states the identification conditions of the model and the conditions for the nonsingularity of the limit of the information matrix. In particular, it implies that the $(d \times d)$ -matrix

$$M_{i,T}(\psi, P_{\theta_0}) = \mathbb{E} \left[-(T-1)^{-1} \sum_{t=1}^T \partial \psi_{i,t}(\theta) / \partial \theta \Big|_{\theta=\theta_0} \right] \quad (4.4)$$

is non-singular.

Under Assumption A(i)–A(iv), Theorem 1 part(ii) in [Lee and Yu \(2010\)](#) shows the Fisher consistency of $\vartheta(P_{n,T})$, namely $\lim_{n \rightarrow \infty} \hat{\theta}_{n,T} = \lim_{n \rightarrow \infty} \vartheta(P_{n,T}) = \vartheta(P_{\theta_0}) = \theta_0$, where θ_0 is the true parameter value. Furthermore, Theorem 2 point (ii) in [Lee and Yu \(2010\)](#) implies, as $n \rightarrow \infty$, that the MLE $\hat{\theta}_{n,T}$ satisfies

$$\sqrt{m} \left(\hat{\theta}_{n,T} - \theta_0 \right) \xrightarrow{\mathcal{D}} \mathcal{N} \left(0, \Sigma_{0,T}^{-1} \right), \quad \text{and} \quad \Sigma_{0,T} = \text{plim}_{n \rightarrow \infty} \left[-\frac{1}{m} \frac{\partial^2 \ell_{n,T}(\theta_0)}{\partial \theta \partial \theta'} \right],$$

where plim stands for the limit in probability and $\Sigma_{0,n,T}$ is the inverse of the asymptotic variance—its expression is available in the online supplementary material (see Appendix B). The first-order asymptotics

is obtained letting $n \rightarrow \infty$. In line with A(ii), T is either fix or large, but there is no need for $T \rightarrow \infty$ to obtain a consistent and asymptotically normal M -estimator of the model parameter.

4.2 Second-order von Mises expansion

To define a higher-order density approximation to the finite-sample density of the MLE, we need to derive its higher-order asymptotic expansion, making use of the following assumption.

Assumption B.

(i) $\partial^2 \psi_{i,t,l}(\theta) / \partial \theta \partial \theta'$ exists at $\theta = \theta_0$, for every $i = 1, \dots, n$, $t = 1, \dots, T$ and $l = 1, \dots, d$.

(ii) The $(d \times d)$ -matrix $\mathbb{E} \left[(T-1)^{-1} \sum_{t=1}^T \partial^2 \psi_{i,t,l}(\theta) / \partial \theta \partial \theta' \Big|_{\theta=\theta_0} \right]$ is positive semi-definite, for every $l = 1, \dots, d$.

Then, we state the following Lemma, which is needed to derive a stochastic expansion for the functional ϑ .

Lemma 1. *Let the MLE be defined as in (3.5). Under Assumptions A-B, the following expansion holds:*

$$\vartheta(P_{n,T}) - \vartheta(P_{\theta_0}) = \frac{1}{n} \sum_{i=1}^n IF_{i,T}(\psi, P_{\theta_0}) + \frac{1}{2n^2} \sum_{i=1}^n \sum_{j=1}^n \varphi_{i,j,T}(\psi, P_{\theta_0}) + O_p(m^{-3/2}), \quad (4.5)$$

where

$$IF_{i,T}(\psi, P_{\theta_0}) = M_{i,T}^{-1}(\psi, P_{\theta_0})(T-1)^{-1} \sum_{t=1}^T \psi_{i,t}(\theta_0), \quad (4.6)$$

and

$$\begin{aligned} \varphi_{i,j,T}(\psi, P_{\theta_0}) &= IF_{i,T}(\psi, P_{\theta_0}) + IF_{j,T}(\psi, P_{\theta_0}) + M_{i,T}^{-1}(\psi, P_{\theta_0}) \Gamma_{i,j,T}(\psi, P_{\theta_0}) \\ &\quad + M_{i,T}^{-1}(\psi, P_{\theta_0}) \left\{ (T-1)^{-1} \sum_{t=1}^T \frac{\partial \psi_{j,t}(\theta)}{\partial \theta} \Big|_{\theta_0} IF_{i,T}(\psi, P_{\theta_0}) \right. \\ &\quad \left. + (T-1)^{-1} \sum_{t=1}^T \frac{\partial \psi_{i,t}(\theta)}{\partial \theta} \Big|_{\theta_0} IF_{j,T}(\psi, P_{\theta_0}) \right\}, \end{aligned} \quad (4.7)$$

where

$$\Gamma_{i,j,T}(\psi, P_{\theta_0})' = \begin{pmatrix} IF'_{j,T}(\psi, P_{\theta_0}) & \mathbb{E} \left[\sum_{t=1}^T \frac{\partial^2 \psi_{i,t,1}(\theta_0)}{\partial \theta \partial \theta'} \Big|_{\theta=\theta_0} \right] & IF_{i,T}(\psi, P_{\theta_0}) \\ \vdots & & \\ IF'_{j,T}(\psi, P_{\theta_0}) & \mathbb{E} \left[\sum_{t=1}^T \frac{\partial^2 \psi_{i,t,d}(\theta_0)}{\partial \theta \partial \theta'} \Big|_{\theta=\theta_0} \right] & IF_{i,T}(\psi, P_{\theta_0}) \end{pmatrix}, \quad (4.8)$$

and $M_{i,T}$ is defined by (4.4).

In (4.5), we interpret the quantities $IF_{i,T}(\psi, P_{\theta_0})$, the first-order von Mises kernel, and $\varphi_{i,j,T}(\psi, P_{\theta_0})$, the second-order von Mises Kernel, as functional derivatives of the M -functional related to the MLE. We compute them through the first and second generalized directional derivatives, as expressed by the Gâteaux derivative, see Fernholz (2001). Specifically, the first term, of order $m^{-1} \propto n^{-1}$, is the Influence Function (IF) and represents the standard tool applied to derive the first-order (Gaussian) asymptotic theory of the MLE; see e.g. van der Vaart (1998) and Baltagi (2008) for a book-length introduction. The second term in (4.5), of order $m^{-2} \propto n^{-2}$, plays a pivotal role in our derivation of higher-order approximation; see Gatto and Ronchetti (1996).

4.3 Approximation via U -statistic

The result of Lemma 1 together with the chain rule define a second-order asymptotic expansion for a real-valued function of the MLE, such as a component of $\vartheta(P_{n,T})$ or a linear contrast. In Lemma 2, we show that we can write the asymptotic expansion in terms of a U -statistic of order two. To this end, we introduce the following assumption.

Assumption C.

Let q be a function from \mathbb{R}^d to \mathbb{R} , which has continuous and nonzero gradient at $\theta = \theta_0$ and continuous second derivative at $\theta = \theta_0$.

Then, we have

Lemma 2. *Under Assumptions A-C, the following expansion holds:*

$$q[\vartheta(P_{n,T})] - q[\vartheta(P_{\theta_0})] = \frac{2}{n(n-1)} \sum_{i=1}^{n-1} \sum_{j=i+1}^n h_{i,j,T}(\psi, P_{\theta_0}) + O_p(m^{-3/2}),$$

where

$$\begin{aligned}
h_{i,j,T}(\psi, P_{\theta_0}) &= g_i(\psi, P_{\theta_0}) + g_j(\psi, P_{\theta_0}) + \gamma_{i,j,T}(\psi, P_{\theta_0}) \\
&= \frac{1}{2} \{ IF'_{i,T}(\psi, P_{\theta_0}) + IF'_{j,T}(\psi, P_{\theta_0}) + \varphi'_{i,j,T}(\psi, P_{\theta_0}) \} \frac{\partial q(\vartheta)}{\partial \vartheta} \Big|_{\vartheta=\theta_0} \\
&\quad + \frac{1}{2} IF'_{i,T}(\psi, P_{\theta_0}) \frac{\partial^2 q(\vartheta)}{\partial \vartheta \partial \vartheta'} \Big|_{\vartheta=\theta_0} IF_{j,T}(\psi, P_{\theta_0}),
\end{aligned} \tag{4.9}$$

with

$$g_{i,T}(\psi, P_{\theta_0}) = \frac{1}{2} \left(IF'_{i,T}(\psi, P_{\theta_0}) \frac{\partial q(\vartheta)}{\partial \vartheta} \Big|_{\vartheta=\theta_0} \right), \tag{4.10}$$

$$\gamma_{i,j,T}(\psi, P_{\theta_0}) = \frac{1}{2} \left(\varphi'_{i,j,T}(\psi, P_{\theta_0}) \frac{\partial q(\vartheta)}{\partial \vartheta} \Big|_{\vartheta=\theta_0} + IF'_{i,T}(\psi, P_{\theta_0}) \frac{\partial^2 q(\vartheta)}{\partial \vartheta \partial \vartheta'} \Big|_{\vartheta=\theta_0} IF_{j,T}(\psi, P_{\theta_0}) \right). \tag{4.11}$$

The function q may select e.g. a single component of the vector θ_0 . In empirical applications, the most interesting parameter is often the spatial correlation coefficient λ_0 , and the null hypothesis is zero correlation versus the alternative hypothesis of positive spatial correlation. We aim at checking whether close neighbours have a spatial influence, namely a contagion effect. Imposing ex-ante zero spatial correlation, i.e., neglecting the possibility of a contagion effect, may bias the estimates of the covariate coefficients β_0 in a panel model.

4.4 Higher-order asymptotics

Making use of Lemma 1 and Lemma 2, we derive in the next Propositions, the Edgeworth and the saddlepoint approximation to the distribution of a real-valued function q of the MLE.

Let $f_{n,T}(z)$ be the true density of $q[\vartheta(P_{n,T})] - q[\vartheta(P_{\theta_0})]$ at the point $z \in \mathcal{A}$, where \mathcal{A} is a compact subset of \mathbb{R}^d . Our derivation of the saddlepoint density approximation to $f_{n,T}(z)$ is based on the tilted Edgeworth expansion for U -statistics of order two. With this regard, a remark is in order. From (4.1), we see that the terms in the random vector $\psi_{nt}(\theta_0)$ depend on the rows of the weight matrix $W_n(\rho)$ and $M_n(\lambda)$. As a consequence, these terms are independent but not identically distributed random variables and we need to derive the Edgeworth expansion for our U -statistic taking into account this aspect. We thank the Associate Editor for this remark leading to the new theoretical result presented in Proposition 3. To derive our result, we approximate the cumulant generating function (c.g.f.) of our U -statistic by *summing (in i and j) the (approximate) c.g.f. of each $h_{i,j,T}$ kernel*. This is an extension of the derivation by Bickel et al. (1986) for i.i.d. random variables. To elaborate further, we introduce the following:

Assumption D.

Suppose that there exist positive numbers δ, δ_1, C and positive and continuous functions $\chi_j: (0, \infty) \rightarrow (0, \infty)$,

$j = 1, 2$, satisfying $\lim_{z \rightarrow \infty} \chi_1(z) = 0$, $\lim_{z \rightarrow \infty} \chi_2(z) \geq \delta_1 > 0$, and a real number α such that $\alpha \geq 2 + \delta > 2$,

$$(i) \quad \mathbb{E}[|\gamma_{i,j,T}(\psi, P_{\theta_0})|^\alpha] < C \text{ for any } i \text{ and } j, 1 \leq i < j \leq n,$$

$$(ii) \quad \mathbb{E}[g_{i,T}(\psi, P_{\theta_0})^4 1_{[z, \infty)}(|g_{i,T}(\psi, P_{\theta_0})|)] < \chi_1(z) \text{ for all } z > 0 \text{ and any } i, 1 \leq i \leq n,$$

$$(iii) \quad \left| \mathbb{E}[e^{\iota \nu g_{i,T}(\psi, P_{\theta_0})}] \right| \leq 1 - \chi_2(z) < 1 \text{ for all } z > 0 \text{ and any } i, 1 \leq i \leq n \text{ and } \iota^2 = -1,$$

$$(iv) \quad \|M_{i,T}(\psi, P_{\theta_0}) - M_{j,T}(\psi, P_{\theta_0})\| = O(n^{-1}) \text{ uniformly in } \lambda \text{ and } \rho.$$

A few comments. Assumptions D(i)-(iii) are similar to the technical assumptions in [Bickel et al. \(1986\)](#); see p. 1465 and p. 1477. However, there are some differences between our assumptions and theirs. Indeed, to take into account the non identical distribution of $\psi_{i,t}$ and $\psi_{j,t}$, for $i \neq j$, we consider the first- and second-order von Mises kernels for each i (as in D(i)-(iii)). This is different from [Bickel et al. \(1986\)](#): compare e.g. our D(ii) to their Eq. (1.17). Moreover D(iv) is not considered in [Bickel et al. \(1986\)](#): this is a peculiar assumption needed for our higher-order asymptotics. The technical aspects are available in Lemma 5 (see its proof in Appendix). Here, we provide its intuition. Let us consider two different locations i and j . From (4.4), we see that D(iv) imposes a structure on the information available at different locations. Indeed, $M_{i,T}(\psi, P_{\theta_0})$ and $M_{j,T}(\psi, P_{\theta_0})$ contribute to the asymptotic variance of the MLE. Since $M_{i,T}(\psi, P_{\theta_0})$ is related to the information available at the i -th location, D(iv) essentially assumes that there exists an informative content which is common to location i and j , whilst the (norm of the) information content specific to each location is of order $O(n^{-1})$. The validity of this assumption depends on the spatial weight matrices and estimating function.

Proposition 3. *Under Assumptions A-D, the Edgeworth expansion $\Lambda_m(z)$ for the c.d.f. F_m of $\sigma_{n,T}^{-1}\{q[\vartheta(P_{n,T})] - q[\vartheta(P_{\theta_0})]\}$ is*

$$\Lambda_m(z) = \Phi(z) - \phi(z) \left\{ n^{-1/2} \frac{\kappa_{n,T}^{(3)}}{3!} (z^2 - 1) + n^{-1} \frac{\kappa_{n,T}^{(4)}}{4!} (z^3 - 3z) + n^{-1} \frac{\kappa_{n,T}^{(3)}}{72} (z^5 - 10z^2 + 15z) \right\} \quad (4.12)$$

where $z \in \mathcal{A}$, $\sigma_{n,T}$ is the standard deviation of $q[\vartheta(P_{n,T})] - q[\vartheta(P_{\theta_0})]$, $\Phi(z)$ and $\phi(z)$ are the c.d.f. and p.d.f of a standard normal r.v. respectively, $\kappa_{n,T}^{(3)} n^{-1/2}$ and $\kappa_{n,T}^{(4)} n^{-1}$ are the third and fourth cumulants of $\sigma_{n,T}^{-1}\{q[\vartheta(P_{n,T})] - q[\vartheta(P_{\theta_0})]\}$ and are defined in (A.15) and (A.18), respectively. Then

$$\sup_z |F_m(z) - \Lambda_m(z)| = o(m^{-1}). \quad (4.13)$$

This is a new result, which complements the SAR(1) model studied by [Robinson and Rossi \(2015\)](#). In

addition, we can get the saddlepoint density approximation by exponentially tilting the Edgeworth expansion provided by Proposition 3.

Proposition 4. *Under Assumption A-D, the saddlepoint density approximation to the density of $q[\vartheta(P_{n,T})] - q[\vartheta(P_{\theta_0})]$ at the point $z \in \mathcal{A}$ is*

$$p_{n,T}(z) = \left[\frac{n}{2\pi\tilde{\mathcal{K}}''_{n,T}(\nu)} \right]^{1/2} \exp \left\{ n \left[\tilde{\mathcal{K}}_{n,T}(\nu) - \nu z \right] \right\}, \quad (4.14)$$

with relative error of order $O(m^{-1})$, $\nu := \nu(z)$ is the saddlepoint defined by

$$\tilde{\mathcal{K}}'_{n,T}(\nu) = z, \quad (4.15)$$

the function $\tilde{\mathcal{K}}_{n,T}$ is the approximate c.g.f. of $\sqrt{n}(q[\vartheta(P_{n,T})] - q[\vartheta(P_{\theta_0})])$, as defined in (A.44), while $\tilde{\mathcal{K}}'_{n,T}$ and $\tilde{\mathcal{K}}''_{n,T}$ represent the first and second derivative of $\tilde{\mathcal{K}}_{n,T}$, respectively. Moreover,

$$P \{ q[\vartheta(P_{n,T})] - q[\vartheta(P_{\theta_0})] > z \} = \left[1 - \Phi(r) + \phi(r) \left(\frac{1}{c} - \frac{1}{r} \right) \right] [1 + O(m^{-1})], \quad (4.16)$$

$$c = \nu \left[\tilde{\mathcal{K}}''_{n,T}(\nu) \right]^{1/2} \quad \text{and} \quad r = \text{sgn}(\nu) \left\{ 2n \left[\nu z - \tilde{\mathcal{K}}_{n,T}(\nu) \right] \right\}^{1/2}.$$

The proofs of those Propositions are available in Appendix A. They rely on a argument similar to the one applied in the proof of Field (1982) for the derivation of a saddlepoint density approximation of multivariate M -estimators, and in Gatto and Ronchetti (1996). Following Durbin (1980), we can further normalize $p_{n,T}$ to obtain a proper density by dividing the right hand side of (4.14) by its integral with respect to z . This normalization typically improves even further the accuracy of the approximation. Finally, the relative error of $p_{n,T}(z)$ is expressed in term of m (rather than n) to emphasize that the approximation accuracy can improve further if T is large.

5 Algorithm and computational aspects

Most of the quantities related to the saddlepoint density approximation $p_{n,T}$ and the tail area in (4.16) are available in closed-form. Therefore, the implementation of our saddlepoint approximations are straightforward. Here, we itemize the main computational steps needed to implement the saddlepoint density approximation of $p_{n,T}(z)$, for a given transformation $q : \mathbb{R}^d \rightarrow \mathbb{R}$, which is twice differentiable.

- Step 1. Given a sample of Y_{nt} and X_{nt} , first compute the transformed values \tilde{Y}_{nt} and \tilde{X}_{nt} , as in (3.4).
- Step 2. Compute the approximate cumulants $\mu_{n,T}$, σ_g^2 , $\varkappa_{n,T}^{(3)}$ and $\varkappa_{n,T}^{(4)}$, using the formulas available in Appendix A.3 and A.4. The numerical implementation of these quantities requires the approximation of some expected values, like, e.g., $\mathbb{E}[g_{i,T}^2]$, for $g_{i,T}$ as in (4.10), which numerical methods can provide. For instance, we can rely on numerical integration with respect to the underlying Gaussian distribution P_{θ_0} , or on the Laplace method, or on the approximation of the integrals by Riemann sums, using simulated data. In our experience, the latter approximation represents a good compromise, which balances accuracy and computational burden.
- Step 3. Then, combine the expressions of the approximate cumulants into the analytical expression of the approximate c.g.f. $\tilde{\mathcal{K}}_{n,T}(\nu)$ given by (A.44) in Appendix A.4.
- Step 4. Define a grid of points $\{z_j\}$. We can select the minimum and maximum value of this grid according to the min and max values taken by the parameter(s) of interest, e.g. $\lambda_0 \in (-1, 1)$, so the minimum is close to -1 while the maximum is close to 1. Then, compute the saddlepoint by solving the equation (4.15) for each grid point. To this end, some well-known methods are available. For instance, Kolassa (2006) (see page 84) suggests the use of Newton-Raphson derivative-based methods, which in general work well, since the function $\tilde{\mathcal{K}}_{n,T}(\nu) - \nu z$ to be maximized is convex (in our construction it is a polynomial of fourth order in ν). Specifically, for a given starting value ν_0 (which is an approximate solution to the saddlepoint equation), a first-order Taylor expansion of the saddlepoint equation yields $\tilde{\mathcal{K}}'_{n,T}(\nu_0) + \tilde{\mathcal{K}}''_{n,T}(\nu_0)(\nu_0 - \nu) \approx z$, whose solution is

$$\nu = \nu_0 + \frac{\left(z - \tilde{\mathcal{K}}'_{n,T}(\nu_0)\right)}{\tilde{\mathcal{K}}''_{n,T}(\nu_0)}.$$

We apply this solution to update the approximate solution ν_0 , yielding a new approximation ν to the saddlepoint. We iterate the procedure until the approximate solution is accurate enough—e.g., we can set a tolerance value (say, tol) and iterate the procedure till $|z - \tilde{\mathcal{K}}'_{n,T}(\nu)| < tol$. An alternative option to the Newton-Raphson iteration is the secant method; see Kolassa (2006), page 86.

As noticed by Gatto and Ronchetti (1996), due to the approximate nature of the c.g.f. in (A.44), the saddlepoint equation can admit multiple solutions in some areas of the density. To solve this problem, we can use the modified c.g.f. proposed by Wang (1992).

- Step 5. For each grid point z compute the saddlepoint density approximation $p_{n,T}(z)$ as in (4.14).

If we are interested in the direct approximation to a tail area, the steps to follow are the same as Step 1 to Step 4, while we have to replace the computation of the density in Step 5 by the computation of the tail area using Formula (4.16).

6 Monte Carlo simulations

6.1 Comparison with the first-order asymptotics

Let us consider the SAR(1) model as described by (2.1). For the MLE of λ_0 , we display the PP-plots in Figure 3. For each type of W_n , for $n = 24$ and $n = 100$, the plots show that the saddlepoint approximation is closer to the “exact” probability than the first-order asymptotics approximation. The top- and bottom-left plot confirm the graphical intuition gained looking at Figure 2. For W_n Rook, the saddlepoint approximation improves on the routinely-applied first-order asymptotics. In Figure 3, the accuracy gains are evident also for W_n Queen and W_n Queen with torus, where the first-order asymptotic theory displays large errors essentially over the whole support (and specifically in the tails). On the contrary, the saddlepoint approximation is always close to the 45 degrees line. Figure 3 shows that the saddlepoint approximation seems almost immune to the influence of the complexity of the weighting matrix. In these examples, the performance is similar when we shift the complexity gradually from Rook, to Queen, and Queen torus, in contrast to the deterioration observed for the asymptotic distribution.

Density plots should show the same information as PP-plots. We compute the Gaussian density implied by the asymptotic theory, and we compare it to our saddlepoint density approximation. In Figure 4, we plot the histogram of the “exact” estimator density (as obtained using 25,000 Monte Carlo runs) to which we superpose both the Gaussian and the saddlepoint density approximation. W_n are Rook and Queen. The plots illustrate that the saddlepoint technique provides an approximation to the true density which is more accurate than the one obtained using the first-order asymptotic theory.

6.2 Comparisons with other finite sample techniques

Saddlepoint vs Edgeworth expansion. The Edgeworth expansion derived in Proposition 3 represents the natural alternative to the saddlepoint approximation since it is fully analytic. Thus, we compare the performance of the two approximations, looking at their relative error for the approximation of the tail area probability. We keep the same Monte Carlo design as in Section 6.1, namely $n = 24$ and we consider different values of z , as in (4.16).

Figure 5 displays the absolute value of the relative error, i.e., $|\text{approximation/exact} - 1|$, when W_n is Rook,

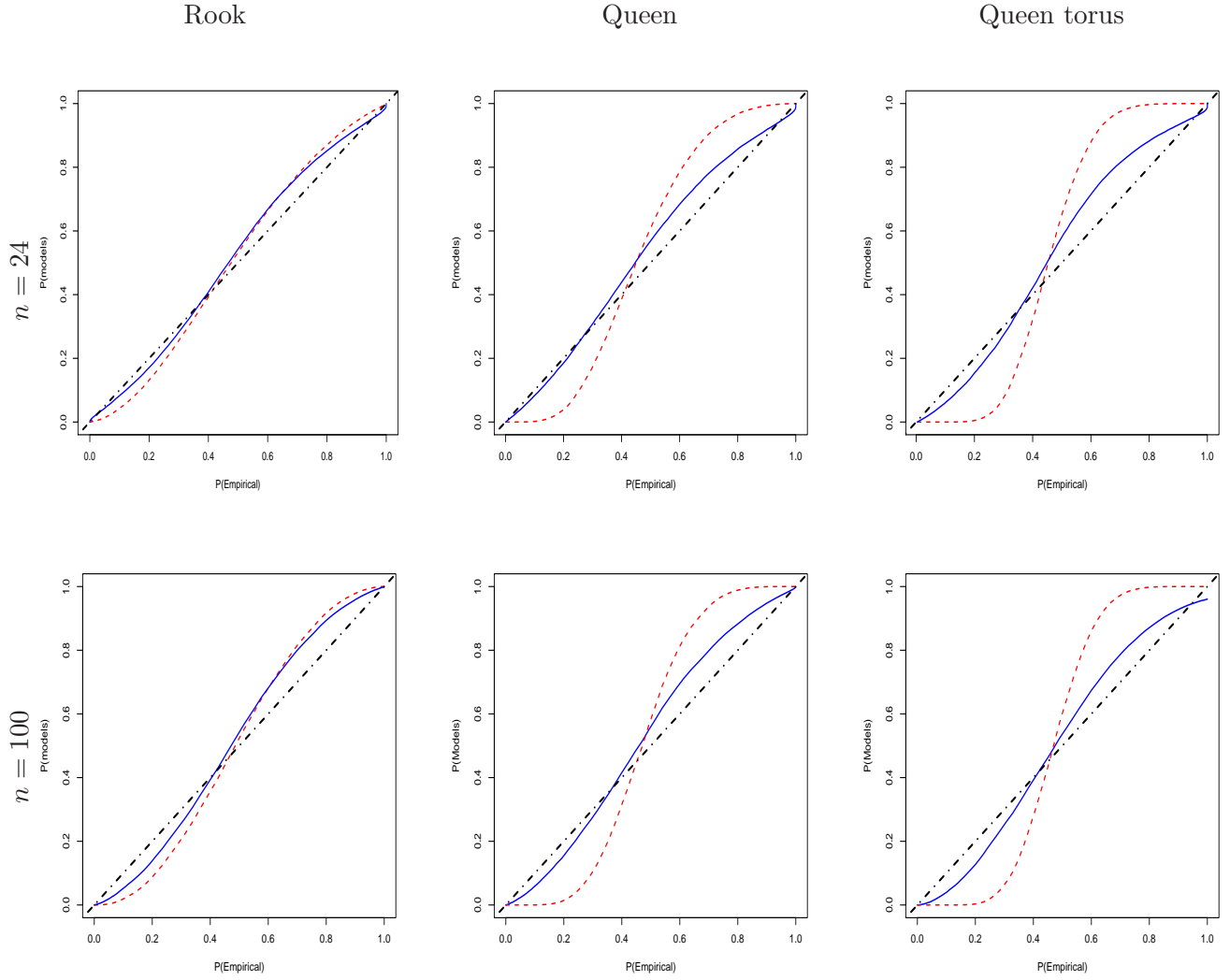


Figure 3: SAR(1) model: PP-plots for saddlepoint (continuous line) vs asymptotic normal (dotted line) probability approximation, for the MLE $\hat{\lambda}$, for different sample sizes ($n = 24$ and $n = 100$), $\lambda_0 = 0.2$, and different types of W_n matrix.

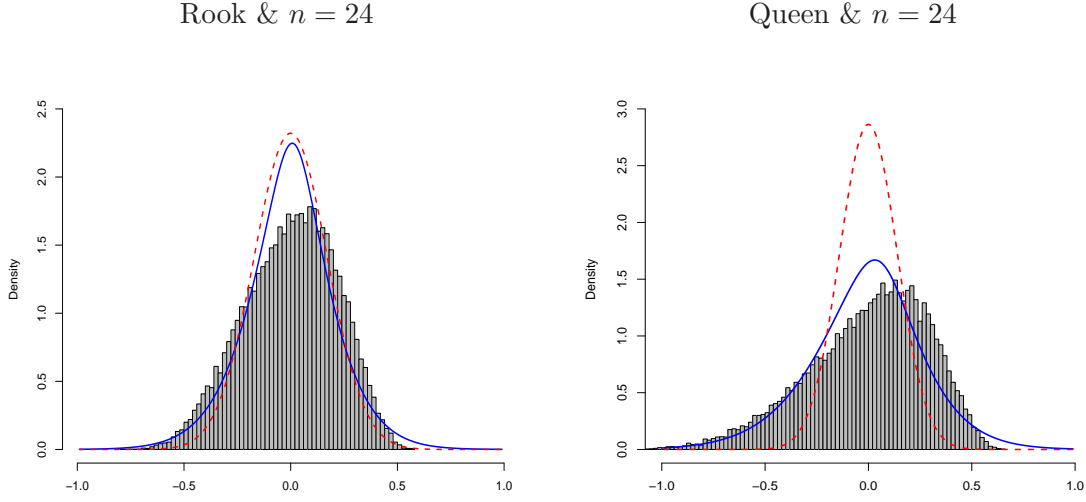


Figure 4: SAR(1) model: Density plots for saddlepoint (continuous line) vs asymptotic normal (dotted line) probability approximation to the exact density (as expressed by the histogram and obtained using MC with size 25000), for the MLE $\hat{\lambda}$ and W_n is Rook (left panel) and Queen (right panel). Sample size is $n = 24$, while $\lambda_0 = 0.2$.

Queen and Queen torus. The plots illustrate that the relative error yielded by the saddlepoint approximation is smaller (down to ten times smaller in the case of Rook and Queen Torus) than the relative error entailed by the first-order asymptotic approximation (which is always about 100%). With this regard, we flag that the Edgeworth approximation can even entail a relative error above 100% in the right tail, when the density becomes negative (e.g when W_n is Queen, unreported result): this is due to the polynomial nature of the Edgeworth approximation, an issue that is not affecting the saddlepoint approximation.

To gain further insights into the behavior of the saddlepoint and Edgeworth approximations, we investigate the size of a hypothesis test based on the approximations. We consider the null hypothesis $H_0: \lambda_0 = 0$ for a one-sided test of zero against positive values of spatial correlation. We use 25,000 replications of $\hat{\lambda}_{n,T}$ to get the empirical estimate \hat{F}_0 of the cdf F_0 of the estimator under the null hypothesis. We use the generic notation G for the cdf of one of the Edgeworth, or saddlepoint approximations, under the null hypothesis. For the sake of completeness, we also display the results for the Gaussian (first-order) approximation. The empirical rejection probabilities $\hat{\alpha} = 1 - \hat{F}_0(G^{-1}(1 - \alpha))$ are shown in Figure 6 for nominal size α ranging from 1% to 10%, and correspond to an estimated size. We have overrejection when we are above the 45 degree line. We observe strong size distortions for the asymptotic and Edgeworth approximations as expected from the previous results. The saddlepoint approximation exhibits only mild size distortions. For example, we get an estimated size $\hat{\alpha}$ of 11.72%, 7.36%, 5.70%, for the Normal, Edgeworth, and saddlepoint

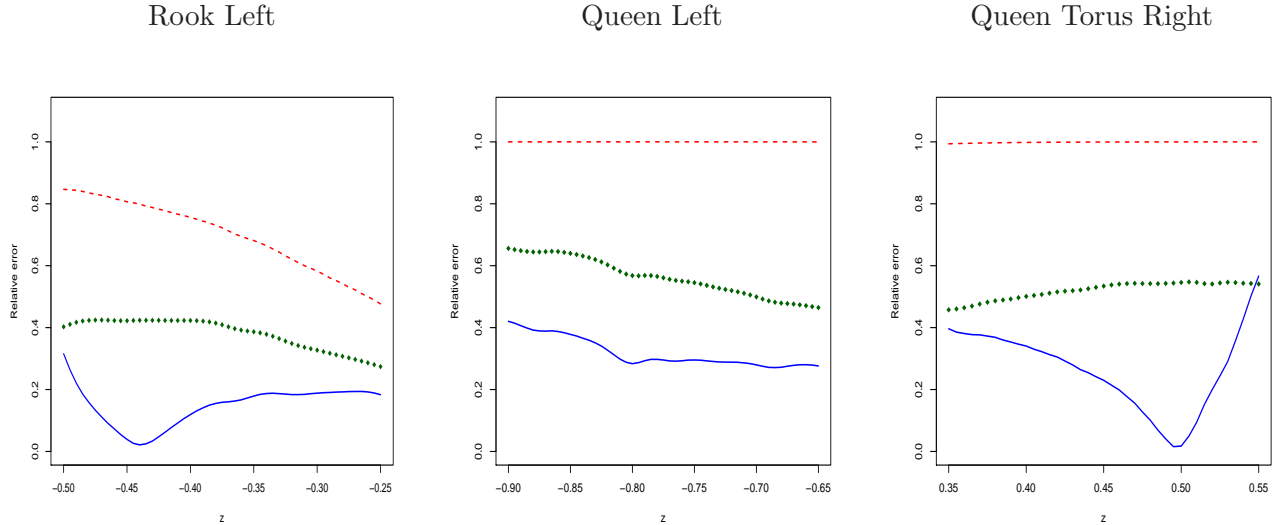


Figure 5: SAR(1) model: Relative error (in absolute value) for the approximate right and left tail probability, as obtained using the Gaussian asymptotic theory (dotted line), the Edgeworth approximation (dotted line with diamonds) and saddlepoint approximation (continuous line), for the MLE $\hat{\lambda}$. In each plot, on the x-axes we display different values of z . The sample size is $n = 24$, $\lambda_0 = 0.2$, and W_n is Rook (left tail), Queen (left tail) and Queen Torus (right tail).

approximations, for a nominal size of 5%.

Saddlepoint vs parametric bootstrap. To complete the picture, we compare the saddlepoint approximation with the approximation obtained using the parametric bootstrap, which represents a (computer-based) competitor, commonly applied in statistical practice. To perform the comparison, we consider different numbers of bootstrap repetitions, labeled as B : we use $B = 499$ and $B = 999$. For space constraints, in Figure 7, we display the results for $B = 499$ (similar plots are available upon request for $B = 999$) showing the functional boxplots (as obtained iterating the procedure 100 times) of the bootstrap approximated density, for sample size $n = 24$ and for W_n is Queen.

To visualize the variability entailed by the bootstrap, we display the first and third quartile curves (two-dash lines) and the median functional curve (dotted line with crosses). We notice that, while the bootstrap median functional curve (representing a typical bootstrap density approximation) is close to the actual density (as represented by the histogram), the range between the quartile curves illustrates that the bootstrap approximation has a variability. Clearly, the variability depends on B : the larger is B , the smaller is the variability. However, larger values of B entail bigger computational costs: when $B = 499$ the bootstrap is as fast as the saddlepoint density approximation, but for $B = 999$ it is three times slower. For $B = 499$ and zooming on the tails, we notice that in the right tail and in the center of the density, the bootstrap yields

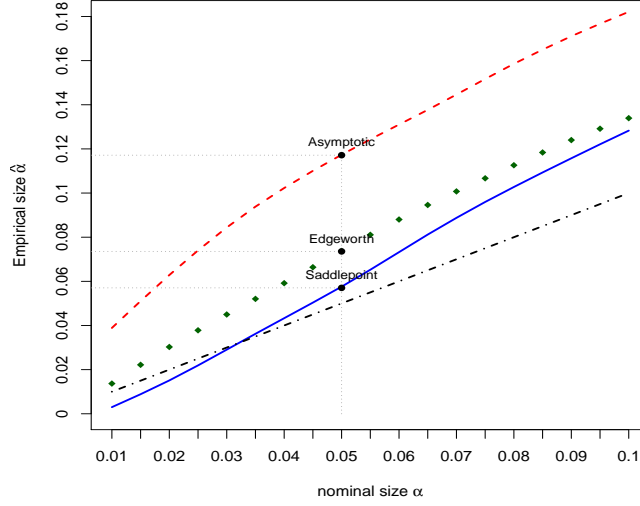


Figure 6: SAR model: Estimated $\hat{\alpha}$ versus nominal size α between 1% and 10% under saddlepoint (continuous line), Edgeworth (dotted line with diamonds) and first-order asymptotic approximation (dotted line). Sample size is $n = 24$ and W_n is Rook, while $\lambda_0 = 0.0$.

an approximation (slightly) more accurate than the saddlepoint method, but the saddlepoint approximation is either inside or extremely close to the bootstrap quartile curves (see right panel of Figure 7). In the left tail, the saddlepoint density approximation is closer to the true density than the bootstrap typical functional curve or $\lambda \leq -0.85$. Thus, overall, we cannot conclude that the bootstrap dominates uniformly (in terms of accuracy improvements over the whole domain) the saddlepoint approximation. Even if one is ready to accept a larger computational cost, the accuracy gains yielded by the bootstrap are yet not fully clear: also for $B = 999$, the bootstrap does not dominate uniformly the saddlepoint approximation.

Finally, we can wonder what happens if we choose small values of B , with the aim being to obtain a method which is faster than the saddlepoint technique and, hopefully, accurate. Also to this aim, the bootstrap does not yield clear advantages over the saddlepoint technique. For instance, when $B = 49$ (unreported), the bootstrap is about two times faster than the saddlepoint approximation, but this gain in speed comes with a large cost in terms of accuracy. As an illustration, for $\hat{\lambda} - \lambda_0 = -0.8$ (left tail), the true density is 0.067, the saddlepoint density approximation is 0.049, while the bootstrap median value is 0.083, with a wide spread between the first and the third quartile, being 0.013 and 0.159 respectively.

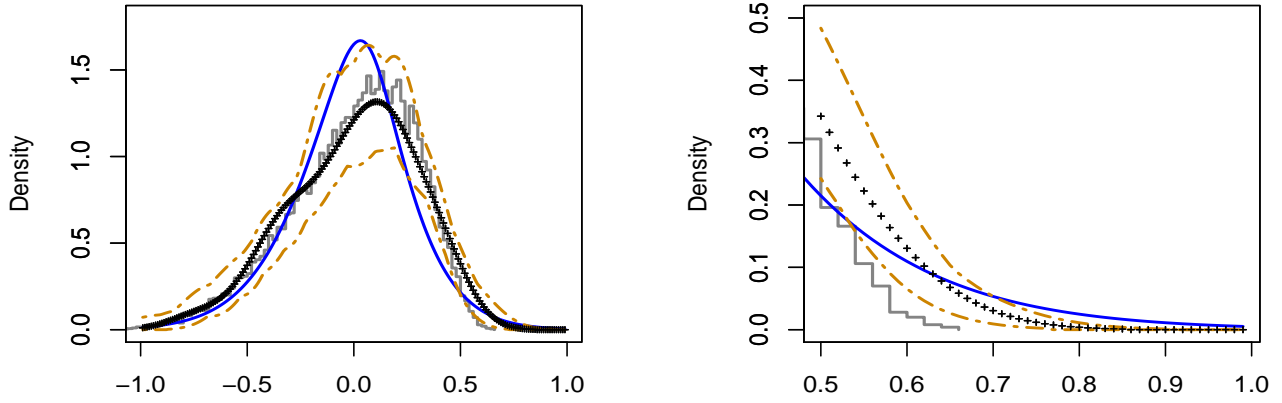


Figure 7: SAR(1) model. Left panel: Density plots for saddlepoint (continuous line) vs the functional boxplot of the parametric bootstrap probability approximation to the exact density (as expressed by the histogram and obtained using MC with size 25000), for the MLE $\hat{\lambda}$ and W_n is Queen. Sample size is $n = 24$, while $\lambda_0 = 0.2$. Right panel: zoom on the right tail. In each plot, we display the functional central curve (dotted line with crosses), the 1_{st} and 3_{rd} functional quartile (two-dash lines).

7 Empirical Application

[Feldstein and Horioka \(1980\)](#) document empirically that domestic saving rate in a country has a positive correlation with the domestic investment rate. This contrasts with the understanding that, if capital is perfectly mobile between countries, most of any incremental saving is invested to get the highest return regardless of any locations, and that such correlation should actually vanish. [Debarys and Ertur \(2010\)](#) suggest to use spatial modeling since several papers challenge the FH findings but under the strong assumption that investment rates are independent across countries. Such an assumption might influence the empirical findings.

In this application, we investigate the presence of spatial autocorrelation in the investment-saving relationship. We consider investment and saving rates for 24 Economic Co-operation and Development (OECD) countries between 1960 and 2000 (41 years). Because of macroeconomic reasons (deregulating financial markets), we divide the whole period into shorter sub-periods: 1960-1970, 1971-1985 and 1986-2000 as advocated by [Debarys and Ertur \(2010\)](#). Since the sample size is only 24, the asymptotics may suffer from size distortion as shown earlier in the Monte Carlo experiments for such limited sample sizes. Therefore, we also look at the saddlepoint approximation to confirm whether testing results contain a potential inferential issue

coming from finite sample distortions.

We use a SARAR(1,1) model for the three sub-periods:

$$\begin{aligned} \text{Inv}_{nt} &= \lambda_0 W_n \text{Inv}_{nt} + \beta_0 \text{Sav}_{nt} + c_{n0} + E_{nt}, \\ E_{nt} &= \rho_0 M_n E_{nt} + V_{nt}, \end{aligned} \quad t = 1, 2, \dots, T \quad (7.1)$$

where Inv_{nt} is the $n \times 1$ vector of investment rates for all countries and Sav_{nt} is the $n \times 1$ vector of saving rates. V_{nt} is an $n \times 1$ vector and each element v_{it} in it is i.i.d across i and t , having Gaussian distribution with zero mean and variance σ_0^2 . c_{n0} is an $n \times 1$ vector of fixed effects. We assume $W_n = M_n$ and adopt two different weight matrices as in [Debarsy and Ertur \(2010\)](#). The first one is based on the inverse distance. Each element ω_{ij} in W_n is d_{ij}^{-1} , where d_{ij} is the arc distance between capitals of countries i and j . The second is the binary seven nearest neighbors (7NN) weight matrix. More precisely, $\omega_{ij}=1$, if $d_{ij} \leq d_i$ and $i \neq j$. Otherwise, $\omega_{ij} = 0$, where d_i is the 7th order smallest arc-distance between countries i and j such that each country i has exactly 7 neighbors. Both weight matrices are row-normalized. For example, Figure 8 shows the network of London based on the above two weight matrices. We find that all the other 23 countries are UK neighbors for the inverse instance weight matrix. But London has only 7 links by construction for the 7NN weight matrix,.

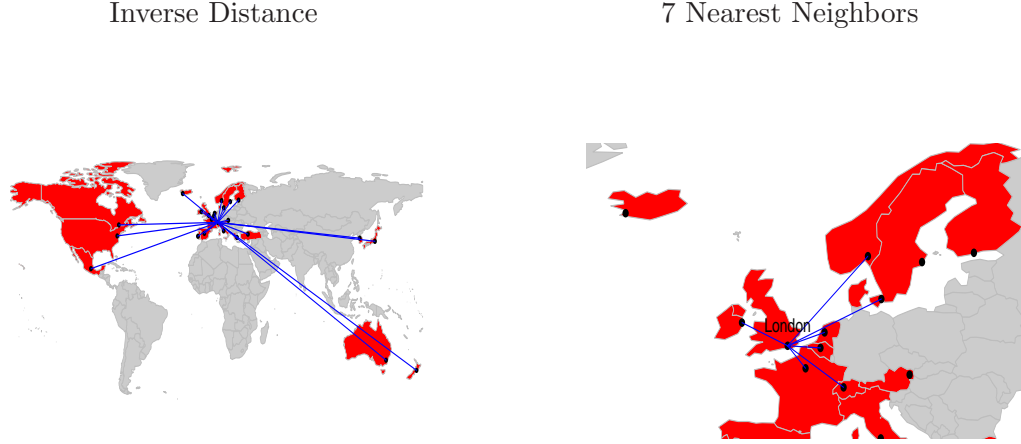


Figure 8: London network for inverse distance and 7 nearest neighbours (weight matrices)

Table 1 gathers the point estimates that agree with the magnitudes found by [Debarsy and Ertur \(2010\)](#). Table 2 provides p -values for testing $\beta = 0$, $\lambda = 0$, and $\rho = 0$ separately using the first-order asymptotic ap-

proximation (ASY) and saddlepoint techniques (SAD). We find that the estimate of the covariate coefficient β is always significant for all sub-periods and weight matrices, which means investment rate and saving rate are correlated with each other. In the sub-period 86-00, there are large differences between p -values under the two approximations. We find that there is no spatial dependence of investing rates across countries for that period, and vice-versa for the asymptotic approximation. This is in line with the overrejection of the ASY that we find in the Monte Carlo experiments for λ . Therefore, the SAD suppresses the empirical finding of a spillover of Inv_{nt} between countries for the sub-period 86-00. In the sub-period 71-85, both types of spatial dependence coexist, namely in Inv_{nt} and the disturbances E_{nt} , and thus we find an additional spillover through the contemporary shocks between countries. The spillover seems thus to go also through the innovations, i.e., through the unexpected part, a finding not documented in [Debarsy and Ertur \(2010\)](#).

	Weight matrix: inverse distance			Weight matrix: 7 nearest neighbours		
	1960-1970	1971-1985	1986-2000	1960-1970	1971-1985	1986-2000
β	0.935(0.05)	0.638(0.04)	0.356(0.07)	0.932(0.05)	0.633(0.04)	0.368(0.07)
λ	0.004(0.10)	0.381(0.11)	0.430(0.30)	-0.016(0.09)	0.340(0.10)	0.437(0.18)
ρ	-0.305(0.22)	0.334(0.16)	0.222(0.40)	-0.219(0.19)	0.258(0.15)	0.025(0.28)

Table 1: SARAR(1,1) model: Maximum likelihood estimates of Parameters β , λ , ρ . Standard errors are between brackets.

		Weight matrix: inverse distance			Weight matrix: 7 nearest neighbours		
		1960-1970	1971-1985	1986-2000	1960-1970	1971-1985	1986-2000
β	SAD	0.0000	0.0000	0.0000	0.0000	0.0000	0.0000
	ASY	0.0000	0.0000	0.0000	0.0000	0.0000	0.0000
λ	SAD	0.4916	0.0137	0.1867	0.5769	0.0154	0.1674
	ASY	0.4831	0.0004	0.0775	0.5681	0.0005	0.0072
ρ	SAD	0.9978	0.0000	0.1492	0.9931	0.0011	0.3871
	ASY	0.9171	0.0185	0.2883	0.8800	0.0413	0.5352

Table 2: SARAR(1,1) model: p -values of Saddlepoint (SAD) and first-order asymptotic (ASY) approximation.

8 Acknowledgement

We are grateful to the Associate Editor for spotting an error in the previous version of the paper due to non-identically distributed data. We gratefully acknowledge the financial support of the Swiss National

Science Foundation, grant 100018.169559. We thank Luc Anselin and participants at seminar at University of Chicago for contribution in stimulating suggestions, and Nicolas Debarsy for sharing the empirical dataset with us. We are also grateful to participants at the 2017 conference in honour of Luc Bauwens, EEA-ESEM 2018 conference, and seminars at University of Chicago, Lille, Orleans, Lyon, Turin (Collegio Carlo Alberto), and McGill University for comments that greatly improved the manuscript.

References

- Anselin, L. (2013). *Spatial Econometrics: Methods and Models*, vl. 4. Springer Science & Business Media.
- Baltagi, B. (2008). *Econometric Analysis of Panel Data*, vl. 1. Wiley, New York.
- Barndorff-Nielsen, O. and Cox, D. (1989). *Asymptotic Techniques for Use in Statistics*. Chapman and Hall, London.
- Bickel, P., Götze, F., and Van Zwet, W. (1986). The Edgeworth expansion for U-statistics of degree two. *The Annals of Statistics*, 1463–1484.
- Brazzale, A., Davison, A. C., and Reid, N. (2007). *Applied Asymptotics: Case Studies in Small-Sample Statistics*. Cambridge University Press.
- Cabrera, J. and Fernholz, L. T. (1999). Target estimation for bias and mean square error reduction. *The Annals of Statistics*, 27, 1080–1104.
- Callaert, H. and Janssen, P. (1978). The berry-esseen theorem for U-statistics. *The Annals of Statistics*, 6, 417–421.
- Cressie, N. (2015). *Statistics for Spatial Data*. John Wiley & Sons.
- Cressie, N. and Wikle, C. (2015). *Statistics for Spatio-Temporal Data*. John Wiley & Sons.
- Daniels, H. E. (1954). Saddlepoint approximations in statistics. *Annals of Mathematical Statistics*, 25, 631–650.
- Debarsy, N. and Ertur, C. (2010). Testing for spatial autocorrelation in a fixed effects panel data model. *Regional Science and Urban Economics*, 40, 453–470.
- Durbin, J. (1980). Approximations for densities of sufficient estimators. *Biometrika*, 67, 311–333.
- Easton, G. S. and Ronchetti, E. (1986). General saddlepoint approximations with applications to L-statistics. *Journal of the American Statistical Association*, 81, 420–430.
- Feldstein, M. and Horioka, C. (1980). Domestic saving and international capital flows. *The Economic Journal*, 90, 314–329.
- Feller, W. (1971). *An Introduction to Probability Theory and Its Applications*, vl. 2. Wiley, New York.

- Fernholz, L. T. (2001). On multivariate higher-order von Mises expansions. *Metrika*, 53, 123–140.
- Field, C. (1982). Small sample asymptotic expansions for multivariate M-estimates. *The Annals of Statistics*, 10, 672–689.
- Field, C. A. and Ronchetti, E. (1990). *Small Sample Asymptotics*. IMS, Lecture notes-monograph series.
- Filippova, A. (1962). Mises’ theorem on the asymptotic behavior of functionals of empirical distribution functions and its statistical applications. *Theory of Probability & Its Applications*, 7, 24–57.
- Gaetan, C. and Guyon, X. (2010). *Spatial Statistics and Modeling*. Springer.
- Gatto, R. and Ronchetti, E. (1996). General saddlepoint approximations of marginal densities and tail probabilities. *Journal of the American Statistical Association*, 91, 666–673.
- Hall, P. (1992). *The Bootstrap and Edgeworth Expansion*. Springer Verlag.
- Horowitz, J. (2001). The bootstrap. *Handbook of Econometrics*, 5, 3159–3228.
- Jensen, J. L. (1995). *Saddlepoint Approximations*. Oxford University Press.
- Kapoor, M., Kelejian, H. H., and Prucha, I. R. (2007). Panel data models with spatially correlated error components. *Journal of Econometrics*, 140, 97–130.
- Kelejian, H. and Piras, G. (2017). *Spatial Econometrics*. Academic Press.
- Kelejian, H. H. and Prucha, I. R. (1998). A generalized spatial two-stage least squares procedure for estimating a spatial autoregressive model with autoregressive disturbances. *The Journal of Real Estate Finance and Economics*, 17, 99–121.
- Kolassa, J. (2006). *Series Approximation Methods in Statistics*, vl. 88. Springer Verlag.
- La Vecchia, D. and Ronchetti, E. (2019). Saddlepoint approximations for short and long memory time series: a frequency domain approach. *Journal of Econometrics*, 213(2), 578–592.
- Lee, L. and Yu, J. (2010). Estimation of spatial autoregressive panel data models with fixed effects. *Journal of Econometrics*, 154, 165–185.
- Lugannani, R. and Rice, S. (1980). Saddlepoint approximation for the distribution of the sum of independent random variables. *Adv. Appl. Prob.*, 12, 475–490.
- Robinson, P. M. and Rossi, F. (2014). Refined tests for spatial correlation. *Econometric Theory*, 31, 1–32.
- Robinson, P. M. and Rossi, F. (2015). Refinements in maximum likelihood inference on spatial autocorrelation in panel data. *Journal of Econometrics*, 189, 447–456.

- Rosenblatt, M. (2012). *Gaussian and Non-Gaussian Linear Time Series and Random Fields*. Springer Science & Business Media.
- Serfling, R. J. (2009). *Approximation Theorems of Mathematical Statistics*, vl. 162. Wiley, New York.
- Shumway, R. H. and Stoffer, D. S. (2013). *Time Series Analysis and Its Applications*. Springer Science & Business Media.
- Tiefelsdorf, M. (2002). The saddlepoint approximation of Moran's i 's and local Moran's i 's reference distributions and their numerical evaluation. *Geographical Analysis*, 34(3), 187–206.
- van der Vaart, A. (1998). *Asymptotic Statistics*. Cambridge Series in Statistical and Probabilistic Mathematics.
- von Mises, R. (1947). On the asymptotic distribution of differentiable statistical functions. *Annals of Mathematical Statistics*, 18, 309–348.
- Wang, S. (1992). General saddlepoint approximations in the bootstrap. *Statistics & Probability Letters*, 13, 61–66.
- Wikle, C., Zammit-Mangion, A., and Cressie, N. (2019). *Spatio-Temporal Statistics with R*. Chapman & Hall/CRC.
- Withers, C. (1983). Expansions for the distribution and quantiles of a regular functional of the empirical distribution with applications to nonparametric confidence intervals. *The Annals of Statistics*, 11, 577–587.

A Appendix

A.1 Proof of Lemma 1

Proof. Since the MLE is an M-estimator, we derive its second-order von Mises expansion using the results of [von Mises \(1947\)](#) (see also [Filippova \(1962\)](#), and [Cabrera and Fernholz \(1999\)](#)), and we get

$$\vartheta(P_{n,T}) - \vartheta(P_{\theta_0}) = \frac{1}{n} \sum_{i=1}^n IF_{i,T}(\psi, P_{\theta_0}) + \frac{1}{2n^2} \sum_{i=1}^n \sum_{j=1}^n \varphi_{i,j,T}(\psi, P_{\theta_0}) + O_p(m^{-3/2}), \quad (\text{A.1})$$

where we make use of the fact that $O_p(n^{-3/2})$ is also $O_p(m^{-3/2})$, since $m = n(T-1)$. The expression of $IF_{i,T}(\psi, P_{\theta_0})$ and of $\varphi_{i,j,T}(\psi, P_{\theta_0})$ for general M-estimators are available in [Gatto and Ronchetti \(1996\)](#). Specifically, for the i -th observation and for the whole time span, $IF_{i,T}(\psi, P_{\theta_0})$ is the Influence Function (IF) of the MLE, having likelihood score $(T-1)^{-1} \sum_{t=1}^T \psi_{i,t}(\theta_0)$, which reads as: $IF_{i,T}(\psi, P_{\theta_0}) = M_{i,T}^{-1}(\psi, P_{\theta_0})(T-1)^{-1} \sum_{t=1}^T \psi_{i,t}(\theta_0)$, From [Withers \(1983\)](#), it follows that the second term of the von Mises expansion in (A.1) is given by (4.7) and (4.8).

To compute the second-order von Mises expansion, we need the matrices of partial derivatives $\left. \frac{\partial^2 \psi_{i,t,d}(\theta_0)}{\partial \theta \partial \theta'} \right|_{\theta=\theta_0}$, whose expressions are provided in Appendix B. \square

A.2 Proof of Lemma 2

Proof. For $m = n(T-1)$, the second-order von Mises expansion for $q[\vartheta(P_{n,T})]$ is:

$$\begin{aligned} q[\vartheta(P_{n,T})] - q[\vartheta(P_{\theta_0})] &= (\vartheta(P_{n,T}) - \vartheta(P_{\theta_0}))' \left. \frac{\partial q(\vartheta)}{\partial \vartheta} \right|_{\theta=\theta_0} \\ &\quad + \frac{1}{2} (\vartheta(P_{n,T}) - \vartheta(P_{\theta_0}))' \left. \frac{\partial^2 q(\vartheta)}{\partial \vartheta \partial \vartheta'} \right|_{\theta=\theta_0} (\vartheta(P_{n,T}) - \vartheta(P_{\theta_0})) \\ &\quad + O_p(\|\vartheta(P_{n,T}) - \vartheta(P_{\theta_0})\|^3). \end{aligned} \quad (\text{A.2})$$

Making use of (A.1), (4.6) and (4.7) into (A.2), we get

$$\begin{aligned} q[\vartheta(P_{n,T})] - q[\vartheta(P_{\theta_0})] &= \frac{1}{n} \sum_{i=1}^n IF'_{i,T}(\psi, P_{\theta_0}) \left. \frac{\partial q(\vartheta)}{\partial \vartheta} \right|_{\theta=\theta_0} + \frac{1}{2n^2} \sum_{i=1}^n \sum_{j=1}^n \left[\varphi'_{i,j,T}(\psi, P_{\theta_0}) \left. \frac{\partial q(\vartheta)}{\partial \vartheta} \right|_{\theta=\theta_0} \right. \\ &\quad \left. + IF'_{i,T}(\psi, P_{\theta_0}) \left. \frac{\partial^2 q(\vartheta)}{\partial \vartheta \partial \vartheta'} \right|_{\theta=\theta_0} IF_{j,T}(\psi, P_{\theta_0}) \right] + O_p(m^{-3/2}). \end{aligned} \quad (\text{A.3})$$

Similarly to [Gatto and Ronchetti \(1996\)](#), we delete the diagonal terms from (A.3), and we define the following U -statistic of order two (see, e.g., [Serfling \(2009\)](#) or [van der Vaart \(1998\)](#), page 295) by making use of (4.9), (4.10)

and (4.11):

$$\begin{aligned}
U_{n,T}(\psi, \theta_0) &= \frac{2}{n(n-1)} \sum_{i=1}^{n-1} \sum_{j=i+1}^n h_{i,j,T}(\psi, P_{\theta_0}) \\
&= \frac{2}{n} \sum_{i=1}^n g_i(\psi, P_{\theta_0}) + \frac{2}{n(n-1)} \sum_{i=1}^{n-1} \sum_{j=i+1}^n \gamma_{i,j,T}(\psi, P_{\theta_0}).
\end{aligned} \tag{A.4}$$

Then, we remark that $q[\vartheta(P_{n,T})] - q[\vartheta(P_{\theta_0})]$ in (A.3) is equivalent (up to $O_p(m^{-3/2})$) to $U_{n,T}(\psi, \theta_0)$, namely

$$q[\vartheta(P_{n,T})] - q[\vartheta(P_{\theta_0})] = U_{n,T}(\psi, \theta_0) + O_p(m^{-3/2}), \tag{A.5}$$

which concludes the proof. \square

A.3 Proof of Proposition 3

To derive the Edgeworth expansion for $\sigma_{n,T}^{-1}\{q[\vartheta(P_{n,T})] - q[\vartheta(P_{\theta_0})]\}$, we first introduce two lemmas.

Lemma 5. *Under Assumptions A-D, for all i, j and $i \neq j$,*

$$M_{i,T}^{-1}(\psi, P_{\theta_0})M_{j,T}(\psi, P_{\theta_0}) = I_n + O(n^{-1}). \tag{A.6}$$

Proof. From the definition of $M_{i,T}(\psi, P_{\theta_0})$ in (4.4), we have:

$$\begin{aligned}
&M_{i,T}^{-1}(\psi, P_{\theta_0})M_{j,T}(\psi, P_{\theta_0}) \\
&= \{M_{j,T}(\psi, P_{\theta_0}) - [M_{j,T}(\psi, P_{\theta_0}) - M_{i,T}(\psi, P_{\theta_0})]\}^{-1} M_{j,T}(\psi, P_{\theta_0}) \\
&= \left(M_{j,T}(\psi, P_{\theta_0}) \left\{ I_n - M_{j,T}^{-1}(\psi, P_{\theta_0}) [M_{j,T}(\psi, P_{\theta_0}) - M_{i,T}(\psi, P_{\theta_0})] \right\} \right)^{-1} M_{j,T}(\psi, P_{\theta_0}) \\
&= \left\{ I_n - M_{j,T}^{-1}(\psi, P_{\theta_0}) [M_{j,T}(\psi, P_{\theta_0}) - M_{i,T}(\psi, P_{\theta_0})] \right\}^{-1} M_{j,T}^{-1}(\psi, P_{\theta_0}) M_{j,T}(\psi, P_{\theta_0}) \\
&= \left\{ I_n - M_{j,T}^{-1}(\psi, P_{\theta_0}) [M_{j,T}(\psi, P_{\theta_0}) - M_{i,T}(\psi, P_{\theta_0})] \right\}^{-1}.
\end{aligned} \tag{A.7}$$

By a Taylor expansion in (A.7), we get

$$\begin{aligned}
& \left\{ I_n - M_{j,T}^{-1}(\psi, P_{\theta_0}) [M_{j,T}(\psi, P_{\theta_0}) - M_{i,T}(\psi, P_{\theta_0})] \right\}^{-1} \\
&= I_n + M_{j,T}^{-1}(\psi, P_{\theta_0}) [M_{j,T}(\psi, P_{\theta_0}) - M_{i,T}(\psi, P_{\theta_0})] + \left(M_{j,T}^{-1}(\psi, P_{\theta_0}) [M_{j,T}(\psi, P_{\theta_0}) - M_{i,T}(\psi, P_{\theta_0})] \right)^2 \\
&+ \left(M_{j,T}^{-1}(\psi, P_{\theta_0}) [M_{j,T}(\psi, P_{\theta_0}) - M_{i,T}(\psi, P_{\theta_0})] \right)^3 + \dots \\
&= I_n + M_{j,T}^{-1}(\psi, P_{\theta_0}) [M_{j,T}(\psi, P_{\theta_0}) - M_{i,T}(\psi, P_{\theta_0})] \left\{ I_n + M_{j,T}^{-1}(\psi, P_{\theta_0}) [M_{j,T}(\psi, P_{\theta_0}) - M_{i,T}(\psi, P_{\theta_0})] \right. \\
&+ \left. \left(M_{j,T}^{-1}(\psi, P_{\theta_0}) [M_{j,T}(\psi, P_{\theta_0}) - M_{i,T}(\psi, P_{\theta_0})] \right)^2 + \dots \right\} \\
&= I_n + M_{j,T}^{-1}(\psi, P_{\theta_0}) [M_{j,T}(\psi, P_{\theta_0}) - M_{i,T}(\psi, P_{\theta_0})] \left\{ I_n - M_{j,T}^{-1}(\psi, P_{\theta_0}) [M_{j,T}(\psi, P_{\theta_0}) - M_{i,T}(\psi, P_{\theta_0})] \right\}^{-1}.
\end{aligned} \tag{A.8}$$

From Assumption A, we know that $M_{j,T}^{-1}(\psi, P_{\theta_0}) = O(1)$. Under Assumption D(iv), we get

$$||M_{j,T}^{-1}(\psi, P_{\theta_0}) [M_{j,T}(\psi, P_{\theta_0}) - M_{i,T}(\psi, P_{\theta_0})]|| = O(n^{-1}). \tag{A.9}$$

By (A.7), (A.8) and (A.9), we finally find

$$\begin{aligned}
& ||M_{i,T}^{-1}(\psi, P_{\theta_0}) M_{j,T}(\psi, P_{\theta_0}) - I_n|| \\
&= ||M_{j,T}^{-1}(\psi, P_{\theta_0}) [M_{j,T}(\psi, P_{\theta_0}) - M_{i,T}(\psi, P_{\theta_0})] \left\{ I_n - M_{j,T}^{-1}(\psi, P_{\theta_0}) [M_{j,T}(\psi, P_{\theta_0}) - M_{i,T}(\psi, P_{\theta_0})] \right\}^{-1}|| \\
&\leq ||M_{j,T}^{-1}(\psi, P_{\theta_0}) [M_{j,T}(\psi, P_{\theta_0}) - M_{i,T}(\psi, P_{\theta_0})]|| || \left\{ I_n - M_{j,T}^{-1}(\psi, P_{\theta_0}) [M_{j,T}(\psi, P_{\theta_0}) - M_{i,T}(\psi, P_{\theta_0})] \right\}^{-1} || \\
&= ||M_{j,T}^{-1}(\psi, P_{\theta_0}) [M_{j,T}(\psi, P_{\theta_0}) - M_{i,T}(\psi, P_{\theta_0})]|| ||I_n + M_{j,T}^{-1}(\psi, P_{\theta_0}) [M_{j,T}(\psi, P_{\theta_0}) - M_{i,T}(\psi, P_{\theta_0})] + \dots|| \\
&= O(n^{-1}).
\end{aligned} \tag{A.10}$$

Thus,

$$M_{i,T}^{-1}(\psi, P_{\theta_0}) M_{j,T}(\psi, P_{\theta_0}) = I_n + O(n^{-1}). \tag{A.11}$$

□

Lemma 6. *Under Assumptions A-D,*

- $g_i(\psi, P_{\theta_0})$ and $\gamma_{i,j,T}(\psi, P_{\theta_0})$, $1 \leq i < j \leq n$ are asymptotically pairwise uncorrelated. The mean, variance, third, and fourth cumulant of $U_{n,T}$ (defined by (A.4)) are given by the following expressions.
- Mean:

$$\mu_{n,T} = \mathbb{E}[U_{n,T}(\psi, \theta_0)] = 0. \tag{A.12}$$

- *Variance:*

$$\begin{aligned}\sigma_{n,T}^2 &= \text{Var} [U_{n,T}(\psi, \theta_0)] \\ &= \frac{4}{n}\sigma_g^2 + \frac{4}{n^2(n-1)^2} \sum_{i=1}^{n-1} \sum_{j=i+1}^n \mathbb{E} [\gamma_{i,j,T}^2(\psi, P_{\theta_0})] + O(n^{-3}),\end{aligned}\tag{A.13}$$

where

$$\sigma_g^2 = \frac{1}{n} \sum_{i=1}^n \mathbb{E} [g_{i,T}^2(\psi, P_{\theta_0})].\tag{A.14}$$

- *Third cumulant:*

$$\kappa_{n,T}^{(3)} = \sigma_g^{-3}(\overline{g^3} + 3\overline{g_1 g_2 \gamma_{12}}),\tag{A.15}$$

where

$$\overline{g^3} = \frac{1}{n} \sum_{i=1}^n \mathbb{E} [g_{i,T}^3(\psi, P_{\theta_0})],\tag{A.16}$$

$$\overline{g_1 g_2 \gamma_{12}} = \frac{2}{n(n-1)} \sum_{i=1}^{n-1} \sum_{j=i+1}^n \mathbb{E} [g_i(\psi, P_{\theta_0}) g_j(\psi, P_{\theta_0}) \gamma_{i,j,T}(\psi, P_{\theta_0})].\tag{A.17}$$

- *Fourth cumulant:*

$$\kappa_{n,T}^{(4)} = \sigma_g^{-4}(\overline{g^4} + 12\overline{g_1 g_2 \gamma_{13} \gamma_{23}} + 12\overline{g_1^2 g_2 \gamma_{12}}) - 3,\tag{A.18}$$

where

$$\overline{g^4} = \frac{1}{n} \sum_{i=1}^n \mathbb{E} [g_{i,T}^4(\psi, P_{\theta_0})],\tag{A.19}$$

$$\overline{g_1 g_2 \gamma_{13} \gamma_{23}} = \frac{2}{n(n-1)(n-2)} \sum_{i=1}^{n-1} \sum_{j=i+1}^n \sum_{\substack{k=1 \\ k \neq i,j}}^n \mathbb{E} [g_i(\psi, P_{\theta_0}) g_j(\psi, P_{\theta_0}) \gamma_{i,k,T}(\psi, P_{\theta_0}) \gamma_{j,k,T}(\psi, P_{\theta_0})],\tag{A.20}$$

$$\overline{g_1^2 g_2 \gamma_{12}} = \frac{1}{n(n-1)} \sum_{i=1}^{n-1} \sum_{j=i+1}^n \mathbb{E} [(g_i(\psi, P_{\theta_0}) + g_j(\psi, P_{\theta_0})) g_i(\psi, P_{\theta_0}) g_j(\psi, P_{\theta_0}) \gamma_{i,j,T}(\psi, P_{\theta_0})].\tag{A.21}$$

Proof. • Under Lemma 5 and the fact that $IF_{i,T}(\psi, P_{\theta_0}) = O_p(1)$, using the definitions of $M_i(\psi, P_{\theta_0})$ in (4.4),

$\gamma_{i,j,T}(\psi, P_{\theta_0})$ in (4.11), and $\varphi'_{i,j,T}(\psi, P_{\theta_0})$ in (4.7), we get for the conditional expectation:

$$\begin{aligned}
& \mathbb{E} \left[\gamma_{i,j,T}(\psi, P_{\theta_0}) \middle| \frac{1}{T-1} \sum_{t=1}^T \psi_{i,t}(\theta_0) \right] \\
&= \mathbb{E} \left[\frac{1}{2} \left(\varphi'_{i,j,T}(\psi, P_{\theta_0}) \frac{\partial q(\vartheta)}{\partial \vartheta} \middle|_{\theta=\theta_0} + IF'_{i,T}(\psi, P_{\theta_0}) \frac{\partial^2 q(\vartheta)}{\partial \vartheta \partial \vartheta'} \middle|_{\theta=\theta_0} IF_{j,T}(\psi, P_{\theta_0}) \right) \middle| \frac{1}{T-1} \sum_{t=1}^T \psi_{i,t}(\theta_0) \right] \\
&= \frac{1}{2} IF'_{i,T}(\psi, P_{\theta_0}) \frac{\partial q(\vartheta)}{\partial \vartheta} \middle|_{\theta=\theta_0} \\
&+ \frac{1}{2} \left(M_{i,T}^{-1}(\psi, P_{\theta_0}) \mathbb{E} \left[(T-1)^{-1} \sum_{t=1}^T \frac{\partial \psi_{j,t}(\theta)}{\partial \theta} \middle|_{\theta=\theta_0} \right] IF_{i,T}(\psi, P_{\theta_0}) \right)' \frac{\partial q(\vartheta)}{\partial \vartheta} \middle|_{\theta=\theta_0} \\
&= \frac{1}{2} IF'_{i,T}(\psi, P_{\theta_0}) \frac{\partial q(\vartheta)}{\partial \vartheta} \middle|_{\theta=\theta_0} - \frac{1}{2} \left(M_{i,T}^{-1}(\psi, P_{\theta_0}) M_{j,T}(\psi, P_{\theta_0}) IF_{i,T}(\psi, P_{\theta_0}) \right)' \frac{\partial q(\vartheta)}{\partial \vartheta} \middle|_{\theta=\theta_0} \\
&= \frac{1}{2} IF'_{i,T}(\psi, P_{\theta_0}) \frac{\partial q(\vartheta)}{\partial \vartheta} \middle|_{\theta=\theta_0} - \frac{1}{2} IF'_{i,T}(\psi, P_{\theta_0}) \frac{\partial q(\vartheta)}{\partial \vartheta} \middle|_{\theta=\theta_0} + O_p(n^{-1}) \\
&= O_p(n^{-1}).
\end{aligned} \tag{A.22}$$

So we deduce that $g_i(\psi, P_{\theta_0})$ in (4.10) and $\gamma_{i,j,T}(\psi, P_{\theta_0})$ in (4.11), $1 \leq i < j \leq n$ are pairwise uncorrelated, up to an $O_p(n^{-1})$ term.

- From the independence of the estimating function and using (A.4) and (4.9), we get for the mean $\mu_{n,T}$ of $U_{n,T}(\psi, \theta_0)$:

$$\begin{aligned}
\mu_{n,T} &= \mathbb{E} [U_{n,T}(\psi, \theta_0)] \\
&= \mathbb{E} \left[\frac{2}{n(n-1)} \sum_{i=1}^{n-1} \sum_{j=i+1}^n h_{i,j,T}(\psi, P_{\theta_0}) \right] \\
&= \frac{1}{n(n-1)} \sum_{i=1}^{n-1} \sum_{j=i+1}^n \mathbb{E} \left[\left\{ IF'_{i,T}(\psi, P_{\theta_0}) + IF'_{j,T}(\psi, P_{\theta_0}) + \varphi'_{i,j,T}(\psi, P_{\theta_0}) \right\} \frac{\partial q(\vartheta)}{\partial \vartheta} \middle|_{\theta=\theta_0} \right. \\
&\quad \left. + IF'_{i,T}(\psi, P_{\theta_0}) \frac{\partial^2 q(\vartheta)}{\partial \vartheta \partial \vartheta'} \middle|_{\theta=\theta_0} IF_{j,T}(\psi, P_{\theta_0}) \right] \\
&= 0.
\end{aligned} \tag{A.23}$$

- From the asymptotic pairwise uncorrelation of $g_i(\psi, P_{\theta_0})$ and $\gamma_{i,j,T}(\psi, P_{\theta_0})$, we know that $\mathbb{E} [g_{i,T}(\psi, P_{\theta_0}) \gamma_{i,j,T}(\psi, P_{\theta_0})] =$

$O(n^{-1})$. Then by using (A.4) and (A.14), we get for the variance $\sigma_{n,T}^2$ of $U_{n,T}(\psi, \theta_0)$:

$$\begin{aligned}
\sigma_{n,T}^2 &= \text{Var} [U_{n,T}(\psi, \theta_0)] \\
&= \frac{4}{n^2} \sum_{i=1}^n \mathbb{E} [g_{i,T}^2(\psi, P_{\theta_0})] + \frac{4}{n^2(n-1)^2} \sum_{i=1}^{n-1} \sum_{j=i+1}^n \mathbb{E} [\gamma_{i,j,T}^2(\psi, P_{\theta_0})] \\
&\quad + \frac{8}{n^2(n-1)^2} \sum_{i=1}^{n-1} \sum_{j=i+1}^n \mathbb{E} [g_{i,T}(\psi, P_{\theta_0}) \gamma_{i,j,T}(\psi, P_{\theta_0})] \\
&= \frac{4}{n} \sigma_g^2 + \frac{4}{n^2(n-1)^2} \sum_{i=1}^{n-1} \sum_{j=i+1}^n \mathbb{E} [\gamma_{i,j,T}^2(\psi, P_{\theta_0})] + O(n^{-3})
\end{aligned} \tag{A.24}$$

- Due to the asymptotic pairwise uncorrelation of $g_i(\psi, P_{\theta_0})$ and $\gamma_{i,j,T}(\psi, P_{\theta_0})$, several expectations in the calculation of cumulants are of order $O(n^{-1})$, for example $\mathbb{E} [g_{i,T}^2(\psi, P_{\theta_0}) \gamma_{i,j,T}(\psi, P_{\theta_0})]$, $1 \leq i < j \leq n$. Making use of (A.4), (A.13), (A.16), (A.17), and (A.15), we get for the third cumulant of $\sigma_{n,T}^{-1} U_{n,T}(\psi, \theta_0)$:

$$\begin{aligned}
\tilde{\kappa}_{n,T}^{(3)} &= \mathbb{E} [U_{n,T}^3(\psi, \theta_0) / \sigma_{n,T}^3] \\
&= \sigma_{n,T}^{-3} \mathbb{E} \left[\left(\frac{2}{n} \sum_{i=1}^n g_i(\psi, P_{\theta_0}) + \frac{2}{n(n-1)} \sum_{i=1}^{n-1} \sum_{j=i+1}^n \gamma_{i,j,T}(\psi, P_{\theta_0}) \right)^3 \right] \\
&= \sigma_{n,T}^{-3} \frac{8}{n^3(n-1)^3} \sum_{i=1}^n (n-1)^3 \mathbb{E} [g_i^3(\psi, P_{\theta_0})] + \sigma_{n,T}^{-3} \frac{8}{n^3(n-1)^3} \sum_{i=1}^{n-1} \sum_{j=i+1}^n \mathbb{E} [\gamma_{i,j,T}^3(\psi, P_{\theta_0})] \\
&\quad + \sigma_{n,T}^{-3} \frac{8}{n^3(n-1)^3} \sum_{i=1}^{n-1} \sum_{j=i+1}^n 6(n-1)^2 \mathbb{E} [g_i(\psi, P_{\theta_0}) g_j(\psi, P_{\theta_0}) \gamma_{i,j,T}(\psi, P_{\theta_0})] \\
&\quad + \sigma_{n,T}^{-3} \frac{8}{n^3(n-1)^3} \sum_{i=1}^{n-1} \sum_{j=i+1}^n 3(n-1) \mathbb{E} [\{g_i(\psi, P_{\theta_0}) + g_j(\psi, P_{\theta_0})\} \gamma_{i,j,T}^2(\psi, P_{\theta_0})] \\
&= \sigma_{n,T}^{-3} \frac{8}{n^3(n-1)^3} \sum_{i=1}^n (n-1)^3 \mathbb{E} [g_i^3(\psi, P_{\theta_0})] \\
&\quad + \sigma_{n,T}^{-3} \frac{8}{n^3(n-1)^3} \sum_{i=1}^{n-1} \sum_{j=i+1}^n 6(n-1)^2 \mathbb{E} [g_i(\psi, P_{\theta_0}) g_j(\psi, P_{\theta_0}) \gamma_{i,j,T}(\psi, P_{\theta_0})] + O(n^{-3/2}) \\
&= \sigma_g^{-3} n^{-1/2} (\overline{g^3} + 3\overline{g_1 g_2 \gamma_{12}}) + O(n^{-3/2}) \\
&= n^{-1/2} \kappa_{n,T}^{(3)} + O(n^{-3/2}).
\end{aligned} \tag{A.25}$$

- Similarly, making use of (A.4), (A.13), (A.19), (A.20), (A.21), and (A.18), we get for the fourth cumulant of

$$\sigma_{n,T}^{-1} U_{n,T}(\psi, \theta_0):$$

$$\begin{aligned}
\tilde{\kappa}_{n,T}^{(4)} &= \mathbb{E} [U_{n,T}^4(\psi, \theta_0)/\sigma_{n,T}^4] - 3 \\
&= -3 + \sigma_{n,T}^{-4} \mathbb{E} \left[\left(\frac{2}{n} \sum_{i=1}^n g_i(\psi, P_{\theta_0}) + \frac{2}{n(n-1)} \sum_{i=1}^{n-1} \sum_{j=i+1}^n \gamma_{i,j,T}(\psi, P_{\theta_0}) \right)^4 \right] \\
&= -3 + \sigma_{n,T}^{-4} \frac{16}{n^4(n-1)^4} \sum_{i=1}^n (n-1)^4 \mathbb{E} [g_i^4(\psi, P_{\theta_0})] + \sigma_{n,T}^{-4} \frac{16}{n^4(n-1)^4} \sum_{i=1}^{n-1} \sum_{j=i+1}^n \mathbb{E} [\gamma_{i,j,T}^4(\psi, P_{\theta_0})] \\
&+ \sigma_{n,T}^{-4} \frac{16}{n^4(n-1)^4} \sum_{i=1}^{n-1} \sum_{j=i+1}^n 4(n-1) \mathbb{E} [(g_i(\psi, P_{\theta_0}) + g_j(\psi, P_{\theta_0})) \gamma_{i,j,T}^3(\psi, P_{\theta_0})] \\
&+ \sigma_{n,T}^{-4} \frac{16}{n^4(n-1)^4} \sum_{i=1}^{n-1} \sum_{j=i+1}^n 6(n-1)^2 \mathbb{E} [(g_i^2(\psi, P_{\theta_0}) + g_j^2(\psi, P_{\theta_0})) \gamma_{i,j,T}^2(\psi, P_{\theta_0})] \\
&+ \sigma_{n,T}^{-4} \frac{16}{n^4(n-1)^4} \sum_{i=1}^{n-1} \sum_{j=i+1}^n 12(n-1)^3 \mathbb{E} [(g_i^2(\psi, P_{\theta_0}) g_j(\psi, P_{\theta_0}) + g_i(\psi, P_{\theta_0}) g_j^2(\psi, P_{\theta_0})) \gamma_{i,j,T}(\psi, P_{\theta_0})] \\
&+ \sigma_{n,T}^{-4} \frac{16}{n^4(n-1)^4} \sum_{i=1}^{n-1} \sum_{j=i+1}^n 6(n-1)^2 \mathbb{E} [g_i(\psi, P_{\theta_0}) g_j(\psi, P_{\theta_0}) \gamma_{i,j,T}^2(\psi, P_{\theta_0})] \\
&+ \sigma_{n,T}^{-4} \frac{16}{n^4(n-1)^4} \sum_{i=1}^{n-1} \sum_{j=i+1}^n 6(n-1)^4 \mathbb{E} [g_i^2(\psi, P_{\theta_0}) g_j^2(\psi, P_{\theta_0})] \\
&+ \sigma_{n,T}^{-4} \frac{16}{n^4(n-1)^4} \sum_{i=1}^{n-1} \sum_{j=i+1}^n \sum_{\substack{k=1 \\ k \neq i,j}}^n 24(n-1)^2 \mathbb{E} [g_i(\psi, P_{\theta_0}) g_j(\psi, P_{\theta_0}) \gamma_{i,k,T}(\psi, P_{\theta_0}) \gamma_{j,k,T}(\psi, P_{\theta_0})] \\
&= -3 + \sigma_{n,T}^{-4} \frac{16}{n^4(n-1)^4} \sum_{i=1}^n (n-1)^4 \mathbb{E} [g_i^4(\psi, P_{\theta_0})] \\
&+ \sigma_{n,T}^{-4} \frac{16}{n^4(n-1)^4} \sum_{i=1}^{n-1} \sum_{j=i+1}^n 6(n-1)^4 \mathbb{E} [g_i^2(\psi, P_{\theta_0}) g_j^2(\psi, P_{\theta_0})] \\
&+ \sigma_{n,T}^{-4} \frac{16}{n^4(n-1)^4} \sum_{i=1}^{n-1} \sum_{j=i+1}^n \sum_{\substack{k=1 \\ k \neq i,j}}^n 24(n-1)^2 \mathbb{E} [g_i(\psi, P_{\theta_0}) g_j(\psi, P_{\theta_0}) \gamma_{i,k,T}(\psi, P_{\theta_0}) \gamma_{j,k,T}(\psi, P_{\theta_0})] \\
&+ \sigma_{n,T}^{-4} \frac{16}{n^4(n-1)^4} \sum_{i=1}^{n-1} \sum_{j=i+1}^n 12(n-1)^3 \mathbb{E} [(g_i(\psi, P_{\theta_0}) + g_j(\psi, P_{\theta_0})) g_i(\psi, P_{\theta_0}) g_j(\psi, P_{\theta_0}) \gamma_{i,j,T}(\psi, P_{\theta_0})] \\
&+ O(n^{-2}) \\
&= \sigma_g^{-4} n^{-1} (\overline{g^4} + 12 \overline{g_1 g_2 \gamma_{13} \gamma_{23}} + 12 \overline{g_1^2 g_2 \gamma_{12}}) - 3n^{-1} + O(n^{-2}) \\
&= n^{-1} \kappa_{n,T}^{(4)} + O(n^{-2}). \tag{A.26}
\end{aligned}$$

□

Now we can prove Proposition 3. Let $\Psi_{n,T}$ be the characteristic function (c.f.) of $\sigma_{n,T}^{-1}\{q[\vartheta(P_{n,T})] - q[\vartheta(P_{\theta_0})]\}$,

$$\Psi_{n,T}(z) = \mathbb{E} \left[\exp \left(\iota \sigma_{n,T}^{-1} \{q[\vartheta(P_{n,T})] - q[\vartheta(P_{\theta_0})]\} \right) \right], \quad (\text{A.27})$$

where $\iota^2 = -1$. Making use of $\kappa_{n,T}^{(3)}$ in (A.15) and $\kappa_{n,T}^{(4)}$ in (A.18), we define

$$\Psi_{n,T}^*(z) = \left\{ 1 + n^{-1/2} \kappa_{n,T}^{(3)} \frac{(\iota z)^3}{6} + n^{-1} \kappa_{n,T}^{(4)} \frac{(\iota z)^4}{24} + n^{-1} \left(\kappa_{n,T}^{(3)} \right)^2 \frac{(\iota z)^6}{72} \right\} e^{-z^2/2}. \quad (\text{A.28})$$

as the approximate c.f.. To prove (4.13) in Proposition 3, we use Esseen smoothing lemma as in Feller (1971) and show that there exist sequences $\{Z_n\}$ and $\{\varepsilon'_n\}$ such that $n^{-1}Z_n \rightarrow \infty$, $\varepsilon'_n \rightarrow 0$, and

$$\int_{-Z_n}^{Z_n} \left| \frac{\Psi_{n,T}(z) - \Psi_{n,T}^*(z)}{z} \right| dz \leq \varepsilon'_n n^{-1}. \quad (\text{A.29})$$

We proceed along the same lines as in Bickel et al. (1986). We work on a compact subset of \mathbb{R} and we consider the c.f. for small $|z|$. Then, we prove Lemma 7, which essentially shows the validity of the Edgeworth by means of the Esseen lemma. With this regard, we flag that we need to prove the Esseen lemma within our setting (we are dealing with independent but not identically distributed random variables) and we cannot invoke directly the results in the paper by Bickel et al. (1986). To this end, we prove a new result similar to the one in Lemma 2.1 of the last paper, adapting their proof to our context—see Lemma 7 below. Finally, the application of the derived results concludes the proof.

Lemma 7. *Under Assumptions A-D, there exists a sequence $\varepsilon''_n \downarrow 0$ such that for*

$$z_n = n^{(r-1)/r} (\log n)^{-1}, \quad (\text{A.30})$$

$$\int_{-z_n}^{z_n} \left| \frac{\Psi_{n,T}(z) - \Psi_{n,T}^*(z)}{z} \right| dz \leq \varepsilon''_n n^{-1}. \quad (\text{A.31})$$

Proof. For the sake of readability, we split the proof in five steps. At the beginning of each step, we explain the goal of the derivation.

Step 1. We approximate the characteristic function (c.f.) of $\hat{\theta}_{n,T}$ via the c.f. of $U_{n,T}$, up to the suitable order. This yields (A.34).

Let us decompose the U -statistic $U_{n,T}$ in (A.4) as $U_{n,T} = U_{1,n,T} + U_{2,n,T}$ with $U_{1,n,T} = \frac{2}{n} \sum_{i=1}^n g_i(\psi, P_{\theta_0})$ and $U_{2,n,T} = \frac{2}{n(n-1)} \sum_{i=1}^{n-1} \sum_{j=i+1}^n \gamma_{i,j,T}(\psi, P_{\theta_0})$. Making use of (2.6), (2.7) as in Bickel et al. (1986), (A.5) and the U -statistic decomposition, we can write

$$\begin{aligned} \Psi_{n,T}(z) &= \mathbb{E} \left[\exp \left(\iota z \sigma_{n,T}^{-1} U_{1,n,T} \right) \left(1 + \iota z \sigma_{n,T}^{-1} U_{2,n,T} - \frac{1}{2} z^2 \sigma_{n,T}^{-2} U_{2,n,T}^2 \right) \right] \\ &\quad + O(E|z \sigma_{n,T}^{-1} U_{2,n,T}|^{2+\delta}) + O(n^{-3/2} |z \sigma_{n,T}^{-1}|), \end{aligned} \quad (\text{A.32})$$

for $\delta \in (0, 1]$. Let

$$\Psi_{g,i,T}(z) = \mathbb{E} \left[\exp \left(\iota z \sigma_{n,T}^{-1} \frac{2}{n} g_{i,T}(\psi, P_{\theta_0}) \right) \right] \quad (\text{A.33})$$

be the c.f. of $\sigma_{n,T}^{-1} \frac{2}{n} g_{i,T}(\psi, P_{\theta_0})$. In view of (A.13), and the fact that $\mathbb{E}[|U_{2,n,T}|^{2+\delta}] = O(n^{2+\delta})$ in Callaert and Janssen (1978), we rewrite (A.32) as

$$\begin{aligned} & \Psi_{n,T}(z) \\ &= \prod_{i=1}^n \Psi_{g,i,T}(z) \\ &+ \sum_{j=1}^{n-1} \sum_{k=j+1}^n \left\{ \prod_{\substack{i=1 \\ i \neq j,k}}^n \Psi_{g,i,T}(z) \right\} \iota z \sigma_{n,T}^{-1} \mathbb{E} \left[\exp \left(\iota z \sigma_{n,T}^{-1} \frac{2}{n} \{g_{j,T}(\psi, P_{\theta_0}) + g_{k,T}(\psi, P_{\theta_0})\} \right) \frac{2}{n(n-1)} \gamma_{j,k,T}(\psi, P_{\theta_0}) \right] \\ &- \frac{1}{2} \sum_{j=1}^{n-1} \sum_{k=j+1}^n \left\{ \prod_{\substack{i=1 \\ i \neq j,k}}^n \Psi_{g,i,T}(z) \right\} z^2 \sigma_{n,T}^{-2} \mathbb{E} \left[\exp \left(\iota z \sigma_{n,T}^{-1} \frac{2}{n} \{g_{j,T}(\psi, P_{\theta_0}) + g_{k,T}(\psi, P_{\theta_0})\} \right) \frac{4}{n^2(n-1)^2} \gamma_{j,k,T}^2(\psi, P_{\theta_0}) \right] \\ &- \sum_{j=1}^{n-2} \sum_{k=j+1}^{n-1} \sum_{m=k+1}^n \left\{ \prod_{\substack{i=1 \\ i \neq j,k,m}}^n \Psi_{g,i,T}(z) \right\} z^2 \sigma_{n,T}^{-2} \frac{4}{n^2(n-1)^2} \\ &\times \mathbb{E} \left[\exp \left(\iota z \sigma_{n,T}^{-1} \frac{2}{n} \{g_{j,T}(\psi, P_{\theta_0}) + g_{k,T}(\psi, P_{\theta_0}) + g_{m,T}(\psi, P_{\theta_0})\} \right) \{ \gamma_{j,k,T}(\psi, P_{\theta_0}) \gamma_{j,m,T}(\psi, P_{\theta_0}) \right. \\ &\quad \left. + \gamma_{j,m,T}(\psi, P_{\theta_0}) \gamma_{k,m,T}(\psi, P_{\theta_0}) + \gamma_{j,k,T}(\psi, P_{\theta_0}) \gamma_{k,m,T}(\psi, P_{\theta_0}) \} \right] \\ &- \sum_{j=1}^{n-3} \sum_{k=j+1}^{n-2} \sum_{m=k+1}^{n-1} \sum_{l=m+1}^n \left\{ \prod_{\substack{i=1 \\ i \neq j,k,m,l}}^n \Psi_{g,i,T}(z) \right\} z^2 \sigma_{n,T}^{-2} \frac{4}{n^2(n-1)^2} \\ &\times \mathbb{E} \left[\exp \left(\iota z \sigma_{n,T}^{-1} \frac{2}{n} \{g_{j,T}(\psi, P_{\theta_0}) + g_{k,T}(\psi, P_{\theta_0}) + g_{m,T}(\psi, P_{\theta_0}) + g_{l,T}(\psi, P_{\theta_0})\} \right) \{ \gamma_{j,k,T}(\psi, P_{\theta_0}) \gamma_{m,l,T}(\psi, P_{\theta_0}) \right. \\ &\quad \left. + \gamma_{j,m,T}(\psi, P_{\theta_0}) \gamma_{k,l,T}(\psi, P_{\theta_0}) + \gamma_{j,l,T}(\psi, P_{\theta_0}) \gamma_{k,m,T}(\psi, P_{\theta_0}) \} \right] \\ &+ O(|n^{-1/2} z|^{2+\delta} + |n^{-1} z|). \end{aligned} \quad (\text{A.34})$$

Step 2. To match the expression of $\Psi_{n,T}^*(z)$ as in (A.28), we need an expansion for each of the terms in (A.34). To this end, we work on the exponential terms in (A.34). Here, we focus on the first exponential term and get (A.35). We can repeat the computations for the other terms, and those tedious developments follow similar arguments. We expand the first exponential term in (A.34) by using (2.7) in Bickel et al. (1986), (A.13) and Assumption

D. Thus, we obtain

$$\begin{aligned}
& \mathbb{E} \left[\exp \left(\iota z \sigma_{n,T}^{-1} \frac{2}{n} \{g_{j,T}(\psi, P_{\theta_0}) + g_{k,T}(\psi, P_{\theta_0})\} \right) \frac{2}{n(n-1)} \gamma_{j,k,T}(\psi, P_{\theta_0}) \right] \\
&= \mathbb{E} \left[\left(\exp \left\{ \iota z \sigma_{n,T}^{-1} \frac{2}{n} g_{j,T}(\psi, P_{\theta_0}) \right\} - 1 - \iota z \sigma_{n,T}^{-1} \frac{2}{n} g_{j,T}(\psi, P_{\theta_0}) \right) \right. \\
&\times \left. \left(\exp \left\{ \iota z \sigma_{n,T}^{-1} \frac{2}{n} g_{k,T}(\psi, P_{\theta_0}) \right\} - 1 - \iota z \sigma_{n,T}^{-1} \frac{2}{n} g_{k,T}(\psi, P_{\theta_0}) \right) \frac{2}{n(n-1)} \gamma_{j,k,T}(\psi, P_{\theta_0}) \right] \\
&+ \mathbb{E} \left[\iota z \sigma_{n,T}^{-1} \frac{2}{n} \left(\exp \left\{ \iota z \sigma_{n,T}^{-1} \frac{2}{n} g_{j,T}(\psi, P_{\theta_0}) \right\} - \sum_{\nu=0}^2 \frac{\left\{ \iota z \sigma_{n,T}^{-1} \frac{2}{n} g_{j,T}(\psi, P_{\theta_0}) \right\}^\nu}{\nu!} \right) g_{k,T}(\psi, P_{\theta_0}) \frac{2}{n(n-1)} \gamma_{j,k,T}(\psi, P_{\theta_0}) \right] \\
&+ \mathbb{E} \left[\iota z \sigma_{n,T}^{-1} \frac{2}{n} \left(\exp \left\{ \iota z \sigma_{n,T}^{-1} \frac{2}{n} g_{k,T}(\psi, P_{\theta_0}) \right\} - \sum_{\nu=0}^2 \frac{\left\{ \iota z \sigma_{n,T}^{-1} \frac{2}{n} g_{k,T}(\psi, P_{\theta_0}) \right\}^\nu}{\nu!} \right) g_{j,T}(\psi, P_{\theta_0}) \frac{2}{n(n-1)} \gamma_{j,k,T}(\psi, P_{\theta_0}) \right] \\
&- \mathbb{E} \left[z^2 \sigma_{n,T}^{-2} \frac{4}{n^2} g_{j,T}(\psi, P_{\theta_0}) g_{k,T}(\psi, P_{\theta_0}) \frac{2}{n(n-1)} \gamma_{j,k,T}(\psi, P_{\theta_0}) \right] \\
&- \mathbb{E} \left[\left(\iota z^3 \sigma_{n,T}^{-3} \frac{4}{n^3} g_{j,T}^2(\psi, P_{\theta_0}) g_{k,T}(\psi, P_{\theta_0}) + \iota z^3 \sigma_{n,T}^{-3} \frac{4}{n^3} g_{j,T}(\psi, P_{\theta_0}) g_{k,T}^2(\psi, P_{\theta_0}) \right) \frac{2}{n(n-1)} \gamma_{j,k,T}(\psi, P_{\theta_0}) \right] \\
&= -z^2 \sigma_{n,T}^{-2} \frac{8}{n^3(n-1)} \mathbb{E} [g_{j,T}(\psi, P_{\theta_0}) g_{k,T}(\psi, P_{\theta_0}) \gamma_{j,k,T}(\psi, P_{\theta_0})] \\
&- \iota z^3 \sigma_{n,T}^{-3} \frac{8}{n^4(n-1)} \mathbb{E} [\{g_{j,T}^2(\psi, P_{\theta_0}) g_{k,T}(\psi, P_{\theta_0}) + g_{j,T}(\psi, P_{\theta_0}) g_{k,T}^2(\psi, P_{\theta_0})\} \gamma_{j,k,T}(\psi, P_{\theta_0})] \\
&+ O(n^{-4} z^4 + n^{-2} |n^{-1/2} z|^{3+\delta}), \tag{A.35}
\end{aligned}$$

with $\delta \in (0, 1]$. Similarly, we expand all the other exponentials in (A.34) and after some algebraic simplifications, we get

$$\begin{aligned}
& \Psi_{n,T}(z) \\
&= \left\{ \prod_{i=1}^n \Psi_{g,i,T}(z) \right\} + \sum_{j=1}^{n-1} \sum_{k=j+1}^n \left\{ \prod_{\substack{i=1 \\ i \neq j,k}}^n \Psi_{g,i,T}(z) \right\} \left(-\iota z^3 \sigma_{n,T}^{-3} \frac{8}{n^3(n-1)} \mathbb{E} [g_{j,T}(\psi, P_{\theta_0}) g_{k,T}(\psi, P_{\theta_0}) \gamma_{j,k,T}(\psi, P_{\theta_0})] \right. \\
&+ z^4 \sigma_{n,T}^{-4} \frac{8}{n^4(n-1)} \mathbb{E} [\{g_{j,T}^2(\psi, P_{\theta_0}) g_{k,T}(\psi, P_{\theta_0}) + g_{j,T}(\psi, P_{\theta_0}) g_{k,T}^2(\psi, P_{\theta_0})\} \gamma_{j,k,T}(\psi, P_{\theta_0})] \\
&\left. - \frac{2}{n^2(n-1)^2} z^2 \sigma_{n,T}^{-2} \mathbb{E} [\gamma_{j,k,T}(\psi, P_{\theta_0})] \right)
\end{aligned}$$

$$\begin{aligned}
& + \sum_{j=1}^{n-1} \sum_{k=j+1}^n \sum_{\substack{m=1 \\ m \neq j,k}}^n \left\{ \prod_{\substack{i=1 \\ i \neq j,k,m}}^n \Psi_{g,i,T}(z) \right\} \frac{16}{n^4(n-1)^2} z^4 \sigma_{n,T}^{-4} \{ \mathbb{E} [g_{j,T}(\psi, P_{\theta_0}) g_{k,T}(\psi, P_{\theta_0}) \gamma_{j,m,T}(\psi, P_{\theta_0}) \gamma_{k,m,T}(\psi, P_{\theta_0})] \} \\
& - \sum_{j=1}^{n-3} \sum_{k=j+1}^{n-2} \sum_{m=k+1}^{n-1} \sum_{l=m+1}^n \left\{ \prod_{\substack{i=1 \\ i \neq j,k,m,l}}^n \Psi_{g,i,T}(z) \right\} z^6 \sigma_{n,T}^{-6} \frac{64}{n^6(n-1)^2} \\
& \times \{ \mathbb{E} [g_{j,T}(\psi, P_{\theta_0}) g_{k,T}(\psi, P_{\theta_0}) \gamma_{j,k,T}(\psi, P_{\theta_0})] \mathbb{E} [g_{m,T}(\psi, P_{\theta_0}) g_{l,T}(\psi, P_{\theta_0}) \gamma_{m,l,T}(\psi, P_{\theta_0})] \\
& + \mathbb{E} [g_{j,T}(\psi, P_{\theta_0}) g_{m,T}(\psi, P_{\theta_0}) \gamma_{j,m,T}(\psi, P_{\theta_0})] \mathbb{E} [g_{k,T}(\psi, P_{\theta_0}) g_{l,T}(\psi, P_{\theta_0}) \gamma_{k,l,T}(\psi, P_{\theta_0})] \\
& + \mathbb{E} [g_{j,T}(\psi, P_{\theta_0}) g_{l,T}(\psi, P_{\theta_0}) \gamma_{j,l,T}(\psi, P_{\theta_0})] \mathbb{E} [g_{k,T}(\psi, P_{\theta_0}) g_{m,T}(\psi, P_{\theta_0}) \gamma_{k,m,T}(\psi, P_{\theta_0})] \} \\
& + O\left(\prod_{i=1}^n \Psi_{g,i,T}(z) |z| \mathcal{P}(|z|) n^{-1-\delta/2} + |n^{-1/2} z|^{2+\delta} + |n^{-1} z|\right), \tag{A.36}
\end{aligned}$$

where \mathcal{P} is a fixed polynomial.

Step 3. We need to derive the expansions (up to a suitable order) of the products of $\Psi_{g,i,T}(z)$ represented as the four curly brackets in (A.36), to have similar expressions as the terms in $\Psi_{n,T}^*(z)$; see (A.28). To achieve it, we introduce the approximate c.f. of $\sigma_g^{-1} \sum_{i=1}^n g_{i,T}(\psi, P_{\theta_0})$ in (A.38) and find a connection to the c.f. of $\sigma_{n,T}^{-1} \sum_{i=1}^n g_{i,T}(\psi, P_{\theta_0})$ so that we can get the expressions of the four curly brackets in (A.36).

Let

$$\Psi_{i,T}(z) = \mathbb{E} [\exp(\iota z \sigma_g^{-1} g_{i,T}(\psi, P_{\theta_0}))] \tag{A.37}$$

denote the c.f. of $\sigma_g^{-1} g_{i,T}(\psi, P_{\theta_0})$, where σ_g^2 is defined in (A.14). For sufficient small $\varepsilon' > 0$ and for $|z| \leq \varepsilon' n^{1/2}$, we get for the c.f. of $\sigma_g^{-1} \sum_{i=1}^n g_{i,T}(\psi, P_{\theta_0})$

$$\prod_{i=1}^n \Psi_{i,T}(n^{-1/2} z) = e^{-z^2/2} \left[1 - \frac{\iota \tilde{\kappa}_3}{6} n^{-1/2} z^3 + \frac{\tilde{\kappa}_4}{24} n^{-1} z^4 - \frac{\tilde{\kappa}_3^2}{72} n^{-1} z^6 \right] + o(n^{-1} |z| e^{-z^2/4}), \tag{A.38}$$

where $\tilde{\kappa}_3 = n^{-1} \sigma_g^{-3} \sum_{i=1}^n \mathbb{E} [g_{i,T}^3(\psi, P_{\theta_0})]$ and $\tilde{\kappa}_4 = n^{-1} \sigma_g^{-4} \sum_{i=1}^n \mathbb{E} [g_{i,T}^4(\psi, P_{\theta_0})] - 3$.

Since $\Psi_{g,i,T}(z) = \Psi_{i,T}(\sigma_g \sigma_{n,T}^{-1} \frac{2}{n} z)$, we can investigate the behaviour of the four curly brackets in (A.36), namely

$$\prod_{i=1}^n \Psi_{g,i,T}(z) = \prod_{i=1}^n \Psi_{i,T}(n^{-1/2} z) + e^{-z^2/2} \left[\frac{1}{n(n-1)^2} \sigma_g^{-2} \sum_{u=1}^{n-1} \sum_{v=u+1}^n \mathbb{E} [\gamma_{u,v,T}^2(\psi, P_{\theta_0})] \right] z^2 + o(n^{-1} |z| e^{-z^2/4}), \tag{A.39}$$

$$\begin{aligned}
\prod_{\substack{i=1 \\ i \neq j,k}}^n \Psi_{g,i,T}(z) &= \prod_{i=1}^n \Psi_{i,T}(n^{-1/2} z) \\
&+ e^{-z^2/2} \left[\frac{1}{n(n-1)^2} \sigma_g^{-2} \sum_{u=1}^{n-1} \sum_{v=u+1}^n \mathbb{E} [\gamma_{u,v,T}^2(\psi, P_{\theta_0})] + \frac{\mathbb{E} [g_{j,T}^2(\psi, P_{\theta_0})] + \mathbb{E} [g_{k,T}^2(\psi, P_{\theta_0})]}{n \sigma_g^2} \right] z^2 \\
&+ o(n^{-1} |z| e^{-z^2/4}), \tag{A.40}
\end{aligned}$$

$$\begin{aligned}
\prod_{\substack{i=1 \\ i \neq j,k,m}}^n \Psi_{g,i,T}(z) &= \prod_{i=1}^n \Psi_{i,T}(n^{-1/2}z) \\
&+ e^{-z^2/2} \left[\frac{1}{n(n-1)^2} \sigma_g^{-2} \sum_{u=1}^{n-1} \sum_{v=u+1}^n \mathbb{E} [\gamma_{u,v,T}^2(\psi, P_{\theta_0})] \right. \\
&+ \frac{\mathbb{E} [g_{j,T}^2(\psi, P_{\theta_0})] + \mathbb{E} [g_{k,T}^2(\psi, P_{\theta_0})] + \mathbb{E} [g_{m,T}^2(\psi, P_{\theta_0})]}{n\sigma_g^2} \left. \right] z^2 \\
&+ o(n^{-1}|z|e^{-z^2/4}), \tag{A.41}
\end{aligned}$$

$$\begin{aligned}
\prod_{\substack{i=1 \\ i \neq j,k,m,l}}^n \Psi_{g,i,T}(z) &= \prod_{i=1}^n \Psi_{i,T}(n^{-1/2}z) \\
&+ e^{-z^2/2} \left[\frac{1}{n(n-1)^2} \sigma_g^{-2} \sum_{u=1}^{n-1} \sum_{v=u+1}^n \mathbb{E} [\gamma_{u,v,T}^2(\psi, P_{\theta_0})] \right. \\
&+ \frac{\mathbb{E} [g_{j,T}^2(\psi, P_{\theta_0})] + \mathbb{E} [g_{k,T}^2(\psi, P_{\theta_0})] + \mathbb{E} [g_{m,T}^2(\psi, P_{\theta_0})] + \mathbb{E} [g_{l,T}^2(\psi, P_{\theta_0})]}{n\sigma_g^2} \left. \right] z^2 \\
&+ o(n^{-1}|z|e^{-z^2/4}), \tag{A.42}
\end{aligned}$$

for $|z| \leq \varepsilon' n^{1/2}$.

Step 4. We combine the remainders and derive an expression for $\Psi_{n,T}(z)$ such that $\Psi_{n,T}^*(z)$ is the leading term and we characterize the order of the remainder. This yields (A.43).

Substitution of (A.38), (A.39), (A.40), (A.41), (A.42), (A.13), and (A.28) into (A.36) shows that for $|z| \leq \varepsilon' n^{1/2}$,

$$\Psi_{n,T}(z) = \Psi_{n,T}^*(z) + o(n^{-1}|z|\mathcal{P}(|z|)e^{-z^2/4}) + O(|n^{-1/2}z|^{2+\delta}), \tag{A.43}$$

the same as (2.13) in [Bickel et al. \(1986\)](#).

Step 5. Moving along the lines of (2.13) in [Bickel et al. \(1986\)](#), we prove (A.31).

□

A.4 Proof of Proposition 4

Proof. We derive (4.14) by the tilted Edgeworth technique; see e.g. [Barndorff-Nielsen and Cox \(1989\)](#) for a book-length presentation. Our proof follows from standard arguments, like e.g. those in [Field \(1982\)](#), [Easton and Ronchetti \(1986\)](#), and [Gatto and Ronchetti \(1996\)](#). The main difference between the available proofs and ours is related to the fact that we need to use our approximate c.g.f., as obtained via the (approximate) cumulants in (A.12), (A.13), (A.15)

and (A.18). To this end, we set

$$\tilde{\mathcal{K}}_{n,T}(\nu) = \mu_{n,T}\nu + \frac{1}{2}n\sigma_{n,T}^2\nu^2 + \frac{1}{6}n^2\mathfrak{K}_{n,T}^{(3)}\sigma_{n,T}^3\nu^3 + \frac{1}{24}n^3\mathfrak{K}_{n,T}^{(4)}\sigma_{n,T}^4\nu^4, \quad (\text{A.44})$$

where we use the cumulants $\mathfrak{K}_{n,T}^{(3)} = n^{-1/2}\kappa_{n,T}^{(3)}$, $\mathfrak{K}_{n,T}^{(4)} = n^{-1}\kappa_{n,T}^{(4)}$, with $\mathfrak{K}_{n,T}^{(3)}$ and $\mathfrak{K}_{n,T}^{(4)}$ being of order $O(m^{-1})$, as derived in Lemma 6. Then, following the argument of Remark 2 in Easton and Ronchetti (1986), we obtain the required result $f_{n,T}(z) = p_{n,T}(z) [1 + O(m^{-1})]$; see also Field (1982), p. 677. Finally, a straightforward application of Lugannani-Rice formula yields (4.16); see Lugannani and Rice (1980) and Gatto and Ronchetti (1996). □

ONLINE APPENDIX

In this online appendix, we start with providing the first and second derivatives of the log-likelihood in Appendix B. We gather additional numerical results for the motivating example developed in Section 2 of the core text in Appendix C.

B The first and second derivatives of the log-likelihood.

Lee and Yu (2010) have already provided a few calculations for the first-order asymptotics. To go further, our on-line materials give additional and more explicit mathematical expressions for the higher-order terms needed for the saddlepoint approximation.

We recall the following notations, which are frequently used:

$$\begin{aligned}
 S_n(\lambda) &= I_n - \lambda W_n \\
 R_n(\rho) &= I_n - \rho M_n \\
 G_n(\lambda) &= W_n S_n^{-1} \\
 H_n(\rho) &= M_n R_n^{-1} \\
 \ddot{W}_n &= R_n W_n R_n^{-1}, \\
 \ddot{G}_n(\lambda_0) &= \ddot{W}_n (I_n - \lambda_0 \ddot{W}_n)^{-1} = R_n G_n R_n^{-1}, \\
 \ddot{X}_{nt} &= R_n \ddot{X}_{nt} \\
 H_n^s &= H_n' + H_n, \\
 G_n^s &= G_n' + G_n \\
 \hbar_{nt}(\zeta) &= \frac{1}{m} \sum_{t=1}^T \left(\ddot{X}_{nt}, \ddot{G}_n(\lambda_0) \ddot{X}_{nt} \beta_0 \right)' \left(\ddot{X}_{nt}, \ddot{G}_n(\lambda_0) \ddot{X}_{nt} \beta_0 \right)
 \end{aligned}$$

B.1 The first derivative of the log-likelihood

B.1.1 Common terms

First, consider the following elements which are common to many partial derivatives that we are going to compute. To this end, we set $\xi = (\beta', \lambda, \rho)'$ and we compute:

- the matrix

$$\partial_\lambda S_n(\lambda) = -W_n \tag{B.1}$$

$$\partial_\rho R_n(\rho) = -M_n \tag{B.2}$$

- the vector

$$\partial_\xi \tilde{V}_{nt}(\xi) = (\partial_{\beta'} \tilde{V}_{nt}(\xi), \partial_\lambda \tilde{V}_{nt}(\xi), \partial_\rho \tilde{V}_{nt}(\xi)),$$

where

$$\partial_{\beta'} \tilde{V}_{nt}(\xi) = \partial_{\beta'} \left\{ R_n(\rho) [S_n(\lambda) \tilde{Y}_{nt} - \tilde{X}_{nt} \beta] \right\} = -R_n(\rho) \tilde{X}_{nt} \quad (\text{B.3})$$

and

$$\partial_\lambda \tilde{V}_{nt}(\xi) = \partial_\lambda \left\{ R_n(\rho) S_n(\lambda) \tilde{Y}_{nt} \right\} = -R_n(\rho) W_n \tilde{Y}_{nt} \quad (\text{B.4})$$

and making use of (B.2), we have

$$\begin{aligned} \partial_\rho \tilde{V}_{nt}(\xi) &= \partial_\rho \left\{ R_n(\rho) [S_n(\lambda) \tilde{Y}_{nt} - \tilde{X}_{nt} \beta] \right\} \\ &= -M_n [S_n(\lambda) \tilde{Y}_{nt} - \tilde{X}_{nt} \beta] \\ &= -M_n R_n^{-1}(\rho) R_n(\rho) [S_n(\lambda) \tilde{Y}_{nt} - \tilde{X}_{nt} \beta] \\ &= -H_n(\rho) \tilde{V}_{nt}(\xi), \end{aligned} \quad (\text{B.5})$$

- the vector

$$\partial_\xi G_n(\lambda) = (\partial_{\beta'} G_n(\lambda), \partial_\lambda G_n(\lambda), \partial_\rho G_n(\lambda)),$$

where

$$\partial_{\beta'} G_n(\lambda) = 0 \quad (\text{B.6})$$

$$\partial_\rho G_n(\lambda) = 0 \quad (\text{B.7})$$

and

$$\begin{aligned} \partial_\lambda G_n(\lambda) &= \partial_\lambda (W_n S_n^{-1}) = W_n \partial_\lambda S_n^{-1} \\ &= W_n (-S_n^{-1} \underbrace{\partial_\lambda(S_n)}_{\text{B.1}} S_n^{-1}) \\ &= (W_n S_n^{-1})^2 = G_n^2 \end{aligned} \quad (\text{B.8})$$

- the vector

$$\partial_\xi H_n(\rho) = (\partial_{\beta'} H_n(\rho), \partial_\lambda H_n(\rho), \partial_\rho H_n(\rho)),$$

where

$$\partial_{\beta'} H_n(\rho) = 0 \quad (\text{B.9})$$

$$\partial_{\lambda} H_n(\rho) = 0 \quad (\text{B.10})$$

and

$$\begin{aligned} \partial_{\rho} H_n(\rho) &= \partial_{\rho} (M_n R_n^{-1}) = M_n \partial_{\rho} R_n^{-1} \\ &= M_n (-R_n^{-1} \underbrace{\partial_{\rho} (R_n)}_{\text{B.2}} R_n^{-1}) \\ &= (M_n R_n^{-1}(\rho))^2 = H_n^2, \end{aligned} \quad (\text{B.11})$$

- the vector

$$\partial_{\xi} G_n^2(\lambda) = (\partial_{\beta'} G_n^2(\lambda), \partial_{\lambda} G_n^2(\lambda), \partial_{\rho} G_n^2(\lambda)),$$

where

$$\begin{aligned} \partial_{\lambda} G_n^2(\lambda) &= \partial_{\lambda} \{G_n(\lambda) G_n(\lambda)\} = \underbrace{\partial_{\lambda} G_n(\lambda)}_{\text{B.8}} G_n(\lambda) + G_n(\lambda) \underbrace{\partial_{\lambda} G_n(\lambda)}_{\text{B.8}} \\ &= G_n^2(\lambda) G_n(\lambda) + G_n(\lambda) G_n^2(\lambda) \\ &= 2G_n^3(\lambda) \end{aligned} \quad (\text{B.12})$$

$$\partial_{\beta'} G_n^2(\lambda) = 0 \text{ and } \partial_{\rho} G_n^2(\lambda) = 0$$

-

$$\partial_{\xi} H_n^2(\rho) = (\partial_{\beta'} H_n^2(\rho), \partial_{\lambda} H_n^2(\rho), \partial_{\rho} H_n^2(\rho)),$$

where

$$\partial_{\beta'} H_n^2(\rho) = 0, \quad \partial_{\lambda} H_n^2(\rho) = 0,$$

$$\begin{aligned} \partial_{\rho} H_n^2(\rho) &= \partial_{\rho} \{H_n(\rho) H_n(\rho)\} = \underbrace{\partial_{\rho} H_n(\rho)}_{\text{B.11}} H_n(\rho) + H_n(\rho) \underbrace{\partial_{\rho} H_n(\rho)}_{\text{B.11}} \\ &= H_n(\rho)^2 H_n(\rho) + H_n(\rho) H_n(\rho)^2 \\ &= 2H_n^3(\rho) \end{aligned} \quad (\text{B.13})$$

B.1.2 Component-wise calculation of the log-likelihood

$$\frac{\partial \ell_{n,T}(\theta)}{\partial \theta} = \{\partial_{\beta'} \ell_{n,T}(\theta), \partial_{\lambda} \ell_{n,T}(\theta), \partial_{\rho} \ell_{n,T}(\theta), \partial_{\sigma^2} \ell_{n,T}(\theta)\}$$

•

$$\begin{aligned} \partial_{\beta'} \ell_{n,T}(\theta) &= \partial_{\beta'} \left\{ -\frac{1}{2\sigma^2} \sum_{t=1}^T \tilde{V}_{nt}'(\xi) \tilde{V}_{nt}(\xi) \right\} \\ &= -\frac{1}{2\sigma^2} \sum_{t=1}^T \underbrace{(\partial_{\beta'} \tilde{V}_{nt}(\xi))'}_{B.3} \tilde{V}_{nt}(\xi) - \frac{1}{2\sigma^2} \sum_{t=1}^T \left(\tilde{V}_{nt}'(\xi) \underbrace{\partial_{\beta'} \tilde{V}_{nt}(\xi)}_{B.3} \right)' \\ &= \frac{1}{2\sigma^2} \sum_{t=1}^T (R_n(\rho) \tilde{X}_{nt})' \tilde{V}_{nt}(\xi) + \frac{1}{2\sigma^2} \sum_{t=1}^T \left(\tilde{V}_{nt}'(\xi) R_n(\rho) \tilde{X}_{nt} \right)' \\ &= \frac{1}{\sigma^2} \sum_{t=1}^T (R_n(\rho) \tilde{X}_{nt})' \tilde{V}_{nt}(\xi) \end{aligned} \tag{B.14}$$

•

$$\begin{aligned} \partial_{\lambda} \ell_{n,T}(\theta) &= \partial_{\lambda} \left\{ (T-1) \ln |S_n(\lambda)| - \frac{1}{2\sigma^2} \sum_{t=1}^T \tilde{V}_{nt}'(\xi) \tilde{V}_{nt}(\xi) \right\} \\ &= (T-1) \text{tr}(S_n^{-1}(\lambda) \underbrace{\partial_{\lambda} S_n(\lambda)}_{B.1}) \\ &\quad - \frac{1}{2\sigma^2} \sum_{t=1}^T \{ \underbrace{(\partial_{\lambda} \tilde{V}_{nt}(\xi))'}_{B.4} \tilde{V}_{nt}(\xi) + \tilde{V}_{nt}'(\xi) \underbrace{\partial_{\lambda} \tilde{V}_{nt}(\xi)}_{B.4} \} \\ &= -(T-1) \text{tr}(S_n^{-1}(\lambda) W_n) \\ &\quad + \frac{1}{2\sigma^2} \sum_{t=1}^T \{ (R_n(\rho) W_n \tilde{Y}_{nt})' \tilde{V}_{nt}(\xi) + \tilde{V}_{nt}'(\xi) R_n(\rho) W_n \tilde{Y}_{nt} \} \\ &= -(T-1) \text{tr}(G_n(\lambda)) + \frac{1}{\sigma^2} \sum_{t=1}^T (R_n(\rho) W_n \tilde{Y}_{nt})' \tilde{V}_{nt}(\xi) \end{aligned} \tag{B.15}$$

•

$$\begin{aligned}
\partial_\rho \ell_{n,T}(\theta) &= \partial_\rho \left\{ (T-1) \ln |R_n(\rho)| - \frac{1}{2\sigma^2} \sum_{t=1}^T \tilde{V}_{nt}'(\xi) \tilde{V}_{nt}(\xi) \right\} \\
&= (T-1) \text{tr}(R_n^{-1}(\rho) \underbrace{\partial_\rho R_n(\rho)}_{B.2}) \\
&\quad - \frac{1}{2\sigma^2} \sum_{t=1}^T \left\{ \underbrace{(\partial_\rho \tilde{V}_{nt}(\xi))' \tilde{V}_{nt}(\xi)}_{B.5} + \tilde{V}_{nt}'(\xi) \underbrace{\partial_\rho \tilde{V}_{nt}(\xi)}_{B.5} \right\} \\
&= -(T-1) \text{tr}(R_n^{-1}(\rho) M_n) \\
&\quad + \frac{1}{2\sigma^2} \sum_{t=1}^T \left\{ (H_n(\rho) \tilde{V}_{nt}(\xi))' \tilde{V}_{nt}(\xi) + \tilde{V}_{nt}'(\xi) H_n(\rho) \tilde{V}_{nt}(\xi) \right\} \\
&= -(T-1) \text{tr}(H_n(\rho)) + \frac{1}{\sigma^2} \sum_{t=1}^T (H_n(\rho) \tilde{V}_{nt}(\xi))' \tilde{V}_{nt}(\xi)
\end{aligned} \tag{B.16}$$

•

$$\begin{aligned}
\partial_{\sigma^2} \ell_{n,T}(\theta) &= \partial_{\sigma^2} \left\{ -\frac{n(T-1)}{2} \ln(2\pi\sigma^2) - \frac{1}{2\sigma^2} \sum_{t=1}^T \tilde{V}_{nt}'(\xi) \tilde{V}_{nt}(\xi) \right\} \\
&= -\frac{n(T-1)}{2\sigma^2} + \frac{1}{2\sigma^4} \sum_{t=1}^T \tilde{V}_{nt}'(\xi) \tilde{V}_{nt}(\xi)
\end{aligned} \tag{B.17}$$

$$\begin{aligned}
\frac{\partial \ell_{n,T}(\theta)}{\partial \theta} &= \begin{pmatrix} \frac{1}{\sigma^2} \sum_{t=1}^T (R_n(\rho) \tilde{X}_{nt})' \tilde{V}_{nt}(\xi) \\ -(T-1) \text{tr}(G_n(\lambda)) + \frac{1}{\sigma^2} \sum_{t=1}^T (R_n(\rho) W_n \tilde{Y}_{nt})' \tilde{V}_{nt}(\xi) \\ -(T-1) \text{tr}(H_n(\rho)) + \frac{1}{\sigma^2} \sum_{t=1}^T (H_n(\rho) \tilde{V}_{nt}(\xi))' \tilde{V}_{nt}(\xi) \\ -\frac{n(T-1)}{2\sigma^2} + \frac{1}{2\sigma^4} \sum_{t=1}^T \tilde{V}_{nt}'(\xi) \tilde{V}_{nt}(\xi) \end{pmatrix} \\
\frac{\partial \ell_{n,T}(\theta)}{\partial \theta} &= \frac{1}{(T-1)} \sum_{t=1}^T \psi((Y_{nt}, X_{nt}), \theta) = 0.
\end{aligned} \tag{B.18}$$

where $\psi((Y_{nt}, X_{nt}), \theta_{n,T})$ represents the likelihood score function and its expression is

$$\psi(Y_{nt}, X_{nt}, \theta) = \begin{pmatrix} \frac{(T-1)}{\sigma^2} (R_n(\rho) \tilde{X}_{nt})' \tilde{V}_{nt}(\xi) \\ \frac{(T-1)}{\sigma^2} (R_n(\rho) W_n \tilde{Y}_{nt})' \tilde{V}_{nt}(\xi) - \frac{(T-1)^2}{T} \text{tr}(G_n(\lambda)) \\ \frac{(T-1)}{\sigma^2} (H_n(\rho) \tilde{V}_{nt}(\xi))' \tilde{V}_{nt}(\xi) - \frac{(T-1)^2}{T} \text{tr}(H_n(\rho)) \\ \frac{(T-1)}{2\sigma^4} \left(\tilde{V}_{nt}'(\xi) \tilde{V}_{nt}(\xi) - \frac{n(T-1)}{T} \sigma^2 \right) \end{pmatrix} \tag{B.19}$$

B.2 The second derivative the log-likelihood

- The first row of $\frac{\partial^2 \ell_{n,T}(\theta_0)}{\partial \theta \partial \theta'}$ is $\frac{\partial \{ \frac{1}{\sigma^2} \sum_{t=1}^T (R_n(\rho) \tilde{X}_{nt})' \tilde{V}_{nt}(\xi) \}}{\partial \theta'}$

$$\begin{aligned} \partial_{\beta'} \left(\frac{1}{\sigma^2} \sum_{t=1}^T (R_n(\rho) \tilde{X}_{nt})' \tilde{V}_{nt}(\xi) \right) &= \frac{1}{\sigma^2} \sum_{t=1}^T (R_n(\rho) \tilde{X}_{nt})' \underbrace{\partial_{\beta'} \tilde{V}_{nt}(\xi)}_{B.3} \\ &= -\frac{1}{\sigma^2} \sum_{t=1}^T (R_n(\rho) \tilde{X}_{nt})' R_n(\rho) \tilde{X}_{nt} \end{aligned} \quad (B.20)$$

$$\begin{aligned} \partial_{\lambda} \left(\frac{1}{\sigma^2} \sum_{t=1}^T (R_n(\rho) \tilde{X}_{nt})' \tilde{V}_{nt}(\xi) \right) &= \frac{1}{\sigma^2} \sum_{t=1}^T (R_n(\rho) \tilde{X}_{nt})' \underbrace{\partial_{\lambda} \tilde{V}_{nt}(\xi)}_{B.4} \\ &= -\frac{1}{\sigma^2} \sum_{t=1}^T (R_n(\rho) \tilde{X}_{nt})' R_n(\rho) W_n \tilde{Y}_{nt} \end{aligned} \quad (B.21)$$

$$\begin{aligned} \partial_{\rho} \left(\frac{1}{\sigma^2} \sum_{t=1}^T (R_n(\rho) \tilde{X}_{nt})' \tilde{V}_{nt}(\xi) \right) &= \frac{1}{\sigma^2} \sum_{t=1}^T \{ \underbrace{(\partial_{\rho} R_n(\rho) \tilde{X}_{nt})' \tilde{V}_{nt}(\xi)}_{B.2} + (R_n(\rho) \tilde{X}_{nt})' \underbrace{\partial_{\rho} \tilde{V}_{nt}(\xi)}_{B.5} \} \\ &= -\frac{1}{\sigma^2} \sum_{t=1}^T \{ (M_n \tilde{X}_{nt})' \tilde{V}_{nt}(\xi) + (R_n(\rho) \tilde{X}_{nt})' H_n(\rho) \tilde{V}_{nt}(\xi) \} \end{aligned} \quad (B.22)$$

$$\partial_{\sigma^2} \left(\frac{1}{\sigma^2} \sum_{t=1}^T (R_n(\rho) \tilde{X}_{nt})' \tilde{V}_{nt}(\xi) \right) = -\frac{1}{\sigma^4} \sum_{t=1}^T (R_n(\rho) \tilde{X}_{nt})' \tilde{V}_{nt}(\xi) \quad (B.23)$$

- The second row of $\frac{\partial^2 \ell_{n,T}(\theta_0)}{\partial \theta \partial \theta'}$ is $\frac{\partial \{ -(T-1) \text{tr}(G_n(\lambda)) + \frac{1}{\sigma^2} \sum_{t=1}^T (R_n(\rho) W_n \tilde{Y}_{nt})' \tilde{V}_{nt}(\xi) \}}{\partial \theta'}$. The matrix $\frac{\partial^2 \ell_{n,T}(\theta_0)}{\partial \theta \partial \theta'}$ is symmetric. The first element is the transpose of the second one in the first row. So

$$\partial_{\beta'} \left(-(T-1) \text{tr}(G_n(\lambda)) + \frac{1}{\sigma^2} \sum_{t=1}^T (R_n(\rho) W_n \tilde{Y}_{nt})' \tilde{V}_{nt}(\xi) \right) = -\frac{1}{\sigma^2} \sum_{t=1}^T (R_n(\rho) W_n \tilde{Y}_{nt})' R_n(\rho) \tilde{X}_{nt}$$

$$\begin{aligned}
\partial_\lambda(-(T-1)\text{tr}(G_n(\lambda))) &+ \frac{1}{\sigma^2} \sum_{t=1}^T (R_n(\rho)W_n\tilde{Y}_{nt})'\tilde{V}_{nt}(\xi) \\
&= -(T-1)\text{tr}(\underbrace{\partial_\lambda G_n(\lambda)}_{B.8}) + \frac{1}{\sigma^2} \sum_{t=1}^T (R_n(\rho)W_n\tilde{Y}_{nt})'\underbrace{\partial_\lambda \tilde{V}_{nt}(\xi)}_{B.4} \\
&= -(T-1)\text{tr}(G_n^2(\lambda)) - \frac{1}{\sigma^2} \sum_{t=1}^T (R_n(\rho)W_n\tilde{Y}_{nt})'R_n(\rho)W_n\tilde{Y}_{nt}
\end{aligned} \tag{B.24}$$

$$\begin{aligned}
\partial_\rho(-(T-1)\text{tr}(G_n(\lambda))) &+ \frac{1}{\sigma^2} \sum_{t=1}^T (R_n(\rho)W_n\tilde{Y}_{nt})'\tilde{V}_{nt}(\xi) \\
&= \frac{1}{\sigma^2} \sum_{t=1}^T \{(\underbrace{\partial_\rho R_n(\rho)}_{B.2}W_n\tilde{Y}_{nt})'\tilde{V}_{nt}(\xi) + (R_n(\rho)W_n\tilde{Y}_{nt})'\underbrace{\partial_\rho \tilde{V}_{nt}(\xi)}_{B.5}\} \\
&= -\frac{1}{\sigma^2} \sum_{t=1}^T \{(M_nW_n\tilde{Y}_{nt})'\tilde{V}_{nt}(\xi) + (R_n(\rho)W_n\tilde{Y}_{nt})'H_n(\rho)\tilde{V}_{nt}(\xi)\}
\end{aligned} \tag{B.25}$$

$$\begin{aligned}
\partial_{\sigma^2}(-(T-1)\text{tr}(G_n(\lambda))) &+ \frac{1}{\sigma^2} \sum_{t=1}^T (R_n(\rho)W_n\tilde{Y}_{nt})'\tilde{V}_{nt}(\xi) \\
&= -\frac{1}{\sigma^4} \sum_{t=1}^T (R_n(\rho)W_n\tilde{Y}_{nt})'\tilde{V}_{nt}(\xi)
\end{aligned} \tag{B.26}$$

- The third row of $\frac{\partial^2 \ell_{n,T}(\theta_0)}{\partial \theta \partial \theta'}$ is

$$\frac{\partial \{-(T-1)\text{tr}(H_n(\rho)) + \frac{1}{\sigma^2} \sum_{t=1}^T (H_n(\rho)\tilde{V}_{nt}(\xi))'\tilde{V}_{nt}(\xi)\}}{\partial \theta'}.$$

We could get the first two elements from the transpose of the third ones in the first two rows. So we only need

to calculate the following two derivatives.

$$\begin{aligned}
& \partial_\rho(-(T-1)\text{tr}(H_n(\rho)) + \frac{1}{\sigma^2} \sum_{t=1}^T (H_n(\rho) \tilde{V}_{nt}(\xi))' \tilde{V}_{nt}(\xi)) \\
&= -(T-1)\text{tr}(\underbrace{\partial_\rho H_n(\rho)}_{B.11}) + \frac{1}{\sigma^2} \sum_{t=1}^T \{(\underbrace{\partial_\rho H_n(\rho)}_{B.11} \tilde{V}_{nt}(\xi))' \tilde{V}_{nt}(\xi) \\
&+ (H_n(\rho) \underbrace{\partial_\rho \tilde{V}_{nt}(\xi)}_{B.5})' \tilde{V}_{nt}(\xi) + (H_n(\rho) \tilde{V}_{nt}(\xi))' \underbrace{\partial_\rho \tilde{V}_{nt}(\xi)}_{B.5}\} \\
&= -(T-1)\text{tr}(H_n^2(\rho)) + \frac{1}{\sigma^2} \sum_{t=1}^T \{(H_n^2(\rho) \tilde{V}_{nt}(\xi))' \tilde{V}_{nt}(\xi) \\
&- (H_n^2(\rho) \tilde{V}_{nt}(\xi))' \tilde{V}_{nt}(\xi) - (H_n(\rho) \tilde{V}_{nt}(\xi))' H_n(\rho) \tilde{V}_{nt}(\xi)\} \\
&= -(T-1)\text{tr}(H_n^2(\rho)) - \frac{1}{\sigma^2} \sum_{t=1}^T (H_n(\rho) \tilde{V}_{nt}(\xi))' H_n(\rho) \tilde{V}_{nt}(\xi) \tag{B.27}
\end{aligned}$$

$$\begin{aligned}
\partial_{\sigma^2}(-(T-1)\text{tr}(H_n(\rho)) &+ \frac{1}{\sigma^2} \sum_{t=1}^T (H_n(\rho) \tilde{V}_{nt}(\xi))' \tilde{V}_{nt}(\xi)) \\
&= -\frac{1}{\sigma^4} \sum_{t=1}^T (H_n(\rho) \tilde{V}_{nt}(\xi))' \tilde{V}_{nt}(\xi) \tag{B.28}
\end{aligned}$$

- The fourth row of $\frac{\partial^2 \ell_{n,T}(\theta_0)}{\partial \theta \partial \theta'}$ is $\frac{\partial \{-\frac{n(T-1)}{2\sigma^2} + \frac{1}{2\sigma^4} \sum_{t=1}^T \tilde{V}_{nt}'(\xi) \tilde{V}_{nt}(\xi)\}}{\partial \theta'}$. We only need to calculate the derivative in respect with σ^2 .

$$\partial_{\sigma^2}(-\frac{n(T-1)}{2\sigma^2} + \frac{1}{2\sigma^4} \sum_{t=1}^T \tilde{V}_{nt}'(\xi) \tilde{V}_{nt}(\xi)) = \frac{n(T-1)}{2\sigma^4} - \frac{1}{\sigma^6} \sum_{t=1}^T \tilde{V}_{nt}'(\xi) \tilde{V}_{nt}(\xi) \tag{B.29}$$

We report the matrix

$$-\frac{\partial^2 \ell_{n,T}(\theta)}{\partial \theta \partial \theta'} = \begin{bmatrix} \frac{1}{\sigma^2} \sum_t (R_n(\rho) \tilde{X}_{nt})' (R_n(\rho) \tilde{X}_{nt}) & * & * & * \\ \frac{1}{\sigma^2} \sum_t (R_n(\rho) W_n \tilde{Y}_{nt})' (R_n(\rho) \tilde{X}_{nt}) & \frac{1}{\sigma^2} \sum_t (R_n(\rho) W_n \tilde{Y}_{nt})' (R_n(\rho) W_n \tilde{Y}_{nt}) + (T-1)\text{tr}(G_n^2(\lambda)) & * & * \\ \frac{1}{\sigma^2} \sum_t \{(H_n(\rho) \tilde{V}_{nt}(\xi))' (R_n(\rho) \tilde{X}_{nt}) + \tilde{V}_{nt}(\xi)' M_n \tilde{X}_{nt}\} & \frac{1}{\sigma^2} \sum_t \{(R_n(\rho) W_n \tilde{Y}_{nt})' (H_n(\rho) \tilde{V}_{nt}(\xi)) + (M_n W_n \tilde{Y}_{nt})' \tilde{V}_{nt}(\xi)\} & 0 & 0 \\ \frac{1}{\sigma^4} \sum_t \tilde{V}_{nt}(\xi)' R_n(\rho) \tilde{X}_{nt} & \frac{1}{\sigma^4} \sum_t (R_n(\rho) W_n \tilde{Y}_{nt})' \tilde{V}_{nt}(\xi) & 0 & 0 \end{bmatrix}$$

$$+ \begin{bmatrix} 0_{k \times k} & 0_{k \times 1} & 0_{k \times 1} & 0_{k \times 1} \\ 0_{1 \times k} & 0 & 0 & 0 \\ 0_{1 \times k} & 0 & \sigma^{-2} \sum_t (H_n(\rho) \tilde{V}_{nt}(\xi))' H_n(\rho) \tilde{V}_{nt}(\xi) + (T-1) \text{tr}\{H_n(\rho)^2\} & * \\ 0_{1 \times k} & 0 & \sigma^{-4} \sum_t (H_n(\rho) \tilde{V}_{nt}(\xi))' \tilde{V}_{nt}(\xi) & -\frac{m}{2\sigma^4} + \sigma^{-6} \sum_t \tilde{V}_{nt}'(\xi) \tilde{V}_{nt}(\xi) \end{bmatrix}. \quad (\text{B.30})$$

B.3 The third derivative of the log-likelihood

Assuming, for the third derivative w.r.t . θ of $\ell_{n,T}(\theta)$, that derivation and integration can be exchanged (namely the dominated convergence theorem holds, component-wise for in θ , for the third derivative of the log-likelihood), we derive $\frac{\partial^2 \ell_{n,T}(\theta)}{\partial \theta \partial \theta'}$ to compute the term $\Gamma(i, j, T, \theta_0)$, for each i and j . To this end, we have:

•

$$\frac{\partial \left\{ \sigma^{-2} \sum_t (R_n(\rho) \tilde{X}_{nt})' (R_n(\rho) \tilde{X}_{nt}) \right\}}{\partial \theta} = \begin{bmatrix} A^{(1,1,\beta')}(\rho, \sigma^2) & A^{(1,1,\lambda)}(\rho, \sigma^2) & A^{(1,1,\rho)}(\rho, \sigma^2) & A^{(1,1,\sigma^2)}(\rho, \sigma^2) \end{bmatrix}$$

where

$$A^{(1,1,\beta')}(\rho, \sigma^2) = 0_{k \times k}, \quad A^{(1,1,\lambda)}(\rho, \sigma^2) = 0, \quad (\text{B.31})$$

$$A^{(1,1,\rho)}(\rho, \sigma^2) = -2\sigma^{-2} \sum_{t=1}^T \left\{ \tilde{X}_{nt}' M_n' \tilde{X}_{nt} - \rho \tilde{X}_{nt}' M_n' M_n \tilde{X}_{nt} \right\} = -2\sigma^{-2} \sum_{t=1}^T (M_n \tilde{X}_{nt})' R_n(\rho) \tilde{X}_{nt}, \quad (\text{B.32})$$

and

$$A^{(1,1,\sigma^2)}(\rho, \sigma^2) = -\sigma^{-4} \sum_{t=1}^T \left\{ (R_n(\rho) \tilde{X}_{nt})' (R_n(\rho) \tilde{X}_{nt}) \right\}. \quad (\text{B.33})$$

•

$$\frac{\partial \left\{ \sigma^{-2} \sum_t (R_n(\rho) W_n \tilde{Y}_{nt})' (R_n(\rho) \tilde{X}_{nt}) \right\}}{\partial \theta} = \begin{bmatrix} A^{(2,1,\beta')}(\rho, \sigma^2) & A^{(2,1,\lambda)}(\rho, \sigma^2) & A^{(2,1,\rho)}(\rho, \sigma^2) & A^{(2,1,\sigma^2)}(\rho, \sigma^2) \end{bmatrix}$$

where

$$A^{(2,1,\beta')}(\rho, \sigma^2) = 0_{k \times k}, \quad A^{(2,1,\lambda)}(\rho, \sigma^2) = 0, \quad (\text{B.34})$$

$$A^{(2,1,\rho)}(\rho, \sigma^2) = \sigma^{-2} \sum_{t=1}^T \left\{ (-M_n W_n \tilde{Y}_{nt})' R_n(\rho) \tilde{X}_{nt} - (R_n(\rho) W_n \tilde{Y}_{nt})' M_n \tilde{X}_{nt} \right\}, \quad (\text{B.35})$$

and

$$A^{(2,1,\sigma^2)}(\rho, \sigma^2) = -\sigma^{-4} \sum_{t=1}^T \left\{ (R_n(\rho) W_n \tilde{Y}_{nt})' (R_n(\rho) \tilde{X}_{nt}) \right\}. \quad (\text{B.36})$$

•

$$\frac{\partial \left\{ \sigma^{-2} \sum_t (R_n(\rho) W_n \tilde{Y}_{nt})' (R_n(\rho) W_n \tilde{Y}_{nt}) + (T-1) \text{tr}(G_n^2(\lambda)) \right\}}{\partial \theta} =$$

$$\begin{bmatrix} A^{(2,2,\beta')}(\lambda, \rho, \sigma^2) & A^{(2,2,\lambda)}(\lambda, \rho, \sigma^2) & A^{(2,2,\rho)}(\lambda, \rho, \sigma^2) & A^{(2,2,\sigma^2)}(\lambda, \rho, \sigma^2) \end{bmatrix}$$

where

$$A^{(2,2,\beta')}(\lambda, \rho, \sigma^2) = 0_{k \times k} \quad (\text{B.37})$$

$$A^{(2,2,\lambda)}(\lambda, \rho, \sigma^2) = (T-1) \text{tr} \left\{ \partial_\lambda (G_n^2(\lambda)) \right\} = (T-1) \text{tr} \left\{ 2G_n^3(\lambda) \right\}, \quad (\text{B.38})$$

where we make use of (B.12), moreover, using (B.2)

$$\begin{aligned} A^{(2,2,\rho)}(\lambda, \rho, \sigma^2) &= \frac{1}{\sigma^2} \sum_{t=1}^T \{ (\partial_\rho R_n(\rho) W_n \tilde{Y}_{nt})' (R_n(\rho) W_n \tilde{Y}_{nt}) \\ &\quad + (R_n(\rho) W_n \tilde{Y}_{nt})' (\partial_\rho R_n(\rho) W_n \tilde{Y}_{nt}) \} \\ &= -\frac{1}{\sigma^2} \sum_{t=1}^T \{ (M_n W_n \tilde{Y}_{nt})' (R_n(\rho) W_n \tilde{Y}_{nt}) \\ &\quad + (R_n(\rho) W_n \tilde{Y}_{nt})' (M_n W_n \tilde{Y}_{nt}) \} \\ &= -\frac{2}{\sigma^2} \sum_{t=1}^T (M_n W_n \tilde{Y}_{nt})' (R_n(\rho) W_n \tilde{Y}_{nt}) \end{aligned} \quad (\text{B.39})$$

and

$$A^{(2,2,\sigma^2)}(\lambda, \rho, \sigma^2) = -\frac{1}{\sigma^4} \sum_{t=1}^T (R_n(\rho) M_n \tilde{Y}_{nt})' R_n(\rho) W_n \tilde{Y}_{nt}, \quad (\text{B.40})$$

•

$$\frac{\partial \left\{ \sigma^{-2} \sum_{t=1}^T \left((H_n(\rho) \tilde{V}_{nt}(\xi))' (R_n(\rho) \tilde{X}_{nt}) + \sigma^{-2} \sum_{t=1}^T \tilde{V}_{nt}'(\xi) M_n \tilde{X}_{nt} \right) \right\}}{\partial \theta} =$$

$$\begin{bmatrix} A^{(3,1,\beta')}(\lambda, \rho, \sigma^2) & A^{(3,1,\lambda)}(\lambda, \rho, \sigma^2) & A^{(3,1,\rho)}(\beta', \lambda, \rho, \sigma^2) & A^{(3,1,\sigma^2)}(\beta', \lambda, \rho, \sigma^2) \end{bmatrix}$$

where

$$\begin{aligned}
A^{(3,1,\beta')}(\lambda, \rho, \sigma^2) &= \sigma^{-2} \sum_t \left\{ \underbrace{(H_n(\rho) \partial_{\beta'} \tilde{V}_{nt}(\xi))'}_{\text{see (B.3)}} (R_n(\rho) \tilde{X}_{nt}) + \underbrace{\partial_{\beta'} \tilde{V}'_{nt}(\xi)}_{\text{see (B.3)}} M_n \tilde{X}_{nt} \right\} \\
&= -\frac{1}{\sigma^2} \sum_{t=1}^T \left\{ (H_n(\rho) R_n(\rho) \tilde{X}_{nt})' R_n(\rho) \tilde{X}_{nt} + (R_n(\rho) \tilde{X}_{nt})' M_n \tilde{X}_{nt} \right\}
\end{aligned} \tag{B.41}$$

$$\begin{aligned}
A^{(3,1,\lambda)}(\lambda, \rho, \sigma^2) &= \frac{1}{\sigma^2} \sum_{t=1}^T \left\{ \left(H_n(\rho) \underbrace{\partial_\lambda \tilde{V}_{nt}(\xi)}_{\text{see (B.4)}} \right)' R_n(\rho) \tilde{X}_{nt} + \left(\underbrace{\partial_\lambda \tilde{V}_{nt}(\xi)}_{\text{see (B.4)}} \right)' M_n \tilde{X}_{nt} \right\} \\
&= -\frac{1}{\sigma^2} \sum_{t=1}^T \left\{ (H_n(\rho) R_n(\rho) W_n \tilde{Y}_{nt})' R_n(\rho) \tilde{X}_{nt} + (R_n(\rho) W_n \tilde{Y}_{nt})' M_n \tilde{X}_{nt} \right\}
\end{aligned} \tag{B.42}$$

where $\partial_\lambda \tilde{V}_{nt}(\xi) = -R_n(\rho) W_n \tilde{Y}_{nt}$ as in (B.4), and

$$\begin{aligned}
&A^{(3,1,\rho)}(\beta', \lambda, \rho, \sigma^2) \\
&= \frac{1}{\sigma^2} \sum_{t=1}^T \left\{ \left(\underbrace{\partial_\rho H_n(\rho)}_{\text{see (B.11)}} \tilde{V}_{nt}(\xi) \right)' R_n(\rho) \tilde{X}_{nt} + \left(H_n(\rho) \underbrace{\partial_\rho \tilde{V}_{nt}(\xi)}_{\text{see (B.5)}} \right)' R_n(\rho) \tilde{X}_{nt} \right\} \\
&+ \frac{1}{\sigma^2} \sum_{t=1}^T \left\{ \left(H_n(\rho) \tilde{V}_{nt}(\xi) \right)' \underbrace{\partial_\rho R_n(\rho)}_{\text{see (B.2)}} \tilde{X}_{nt} + \underbrace{\partial_\rho \tilde{V}'_{nt}(\xi)}_{\text{see (B.5)}} M_n \tilde{X}_{nt} \right\} \\
&= \frac{1}{\sigma^2} \sum_{t=1}^T \left(H_n(\rho)^2 \tilde{V}_{nt}(\xi) \right)' R_n(\rho) \tilde{X}_{nt} - \frac{1}{\sigma^2} \sum_{t=1}^T \left(H_n(\rho)^2 \tilde{V}_{nt}(\xi) \right)' R_n(\rho) \tilde{X}_{nt} \\
&- \frac{1}{\sigma^2} \sum_{t=1}^T \left(H_n(\rho) \tilde{V}_{nt}(\xi) \right)' M_n \tilde{X}_{nt} - \frac{1}{\sigma^2} \sum_{t=1}^T \left(H_n(\rho) \tilde{V}_{nt}(\xi) \right)' M_n \tilde{X}_{nt} \\
&= -\frac{2}{\sigma^2} \sum_{t=1}^T \left(H_n(\rho) \tilde{V}_{nt}(\xi) \right)' M_n \tilde{X}_{nt}
\end{aligned} \tag{B.43}$$

$$A^{(3,1,\sigma^2)}(\beta', \lambda, \rho, \sigma^2) = -\frac{1}{\sigma^4} \sum_{t=1}^T \left\{ (H_n(\rho) \tilde{V}_{nt}(\xi))' (R_n(\rho) \tilde{X}_{nt}) + \tilde{V}'_{nt}(\xi) M_n \tilde{X}_{nt} \right\} \tag{B.44}$$

•

$$\frac{\partial \left\{ \sigma^{-2} \sum_{t=1}^T (R_n(\rho) W_n \tilde{Y}_{nt})' (H_n(\rho) \tilde{V}_{nt}(\xi)) + \sigma^{-2} \sum_{t=1}^T (M_n W_n \tilde{Y}_{nt})' \tilde{V}_{nt}(\xi) \right\}}{\partial \theta} =$$

$$\begin{bmatrix} A^{(3,2,\beta')}(\lambda, \rho, \sigma^2) & A^{(3,2,\lambda)}(\lambda, \rho, \sigma^2) & A^{(3,2,\rho)}(\beta', \lambda, \rho, \sigma^2) & A^{(3,2,\sigma^2)}(\beta', \lambda, \rho, \sigma^2) \end{bmatrix}$$

where

$$\begin{aligned} A^{(3,2,\beta')}(\lambda, \rho, \sigma^2) &= \frac{1}{\sigma^2} \sum_{t=1}^T \left\{ \left((R_n(\rho) W_n \tilde{Y}_{nt})' (H_n(\rho) \underbrace{\partial_{\beta'} \tilde{V}_{nt}(\xi)}_{\text{see (B.3)}}) \right)' + \left((M_n W_n \tilde{Y}_{nt})' \underbrace{\partial_{\beta'} \tilde{V}_{nt}(\xi)}_{\text{see (B.3)}} \right)' \right\} \\ &= -\frac{1}{\sigma^2} \sum_{t=1}^T \left\{ (H_n(\rho) R_n(\rho) \tilde{X}_{nt})' R_n(\rho) W_n \tilde{Y}_{nt} + (R_n(\rho) \tilde{X}_{nt})' M_n W_n \tilde{Y}_{nt} \right\} \end{aligned} \quad (\text{B.45})$$

$$\begin{aligned} A^{(3,2,\lambda)}(\lambda, \rho, \sigma^2) &= \frac{1}{\sigma^2} \sum_{t=1}^T \left\{ \left(R_n(\rho) W_n \tilde{Y}_{nt} \right)' H_n(\rho) \underbrace{\partial_{\lambda} \tilde{V}_{nt}(\xi)}_{\text{see (B.4)}} + \left(M_n W_n \tilde{Y}_{nt} \right)' \underbrace{\partial_{\lambda} \tilde{V}_{nt}(\xi)}_{\text{see (B.4)}} \right\} \\ &= -\frac{1}{\sigma^2} \sum_{t=1}^T \left(R_n(\rho) W_n \tilde{Y}_{nt} \right)' H_n(\rho) R_n(\rho) W_n \tilde{Y}_{nt} \\ &\quad - \frac{1}{\sigma^2} \sum_{t=1}^T \left(M_n W_n \tilde{Y}_{nt} \right)' R_n(\rho) W_n \tilde{Y}_{nt} \\ &= -\frac{2}{\sigma^2} \sum_{t=1}^T (M_n W_n \tilde{Y}_{nt})' (R_n(\rho) W_n \tilde{Y}_{nt}) \end{aligned} \quad (\text{B.46})$$

and

$$\begin{aligned}
& A^{(3,2,\rho)}(\beta', \lambda, \rho, \sigma^2) \\
&= \frac{1}{\sigma^2} \sum_{t=1}^T \left\{ \left(\underbrace{\partial_\rho R_n(\rho)}_{\text{see (B.2)}} W_n \tilde{Y}_{nt} \right)' H_n(\rho) \tilde{V}_{nt}(\xi) + \left(R_n(\rho) W_n \tilde{Y}_{nt} \right)' \underbrace{\partial_\rho H_n(\rho)}_{\text{see (B.11)}} \tilde{V}_{nt}(\xi) \right\} \\
&+ \frac{1}{\sigma^2} \sum_{t=1}^T \left\{ \left(R_n(\rho) W_n \tilde{Y}_{nt} \right)' H_n(\rho) \underbrace{\partial_\rho \tilde{V}_{nt}(\xi)}_{\text{see (B.5)}} + \left(M_n W_n \tilde{Y}_{nt} \right)' \underbrace{\partial_\rho \tilde{V}_{nt}(\xi)}_{\text{see (B.5)}} \right\} \\
&= -\frac{1}{\sigma^2} \sum_{t=1}^T \left\{ \left(M_n W_n \tilde{Y}_{nt} \right)' H_n(\rho) \tilde{V}_{nt}(\xi) - \left(R_n(\rho) W_n \tilde{Y}_{nt} \right)' H_n(\rho)^2 \tilde{V}_{nt}(\xi) \right\} \\
&- \frac{1}{\sigma^2} \sum_{t=1}^T \left\{ \left(R_n(\rho) W_n \tilde{Y}_{nt} \right)' H_n(\rho)^2 \tilde{V}_{nt}(\xi) + \left(M_n W_n \tilde{Y}_{nt} \right)' H_n(\rho) \tilde{V}_{nt}(\xi) \right\} \\
&= -\frac{2}{\sigma^2} \sum_{t=1}^T \left(M_n W_n \tilde{Y}_{nt} \right)' H_n(\rho) \tilde{V}_{nt}(\xi) \tag{B.47}
\end{aligned}$$

$$\begin{aligned}
A^{(3,2,\sigma^2)}(\beta', \lambda, \rho, \sigma^2) &= -\frac{1}{\sigma^4} \sum_{t=1}^T \left\{ (R_n(\rho) W_n \tilde{Y}_{nt})' (H_n(\rho) \tilde{V}_{nt}(\xi)) + (M_n W_n \tilde{Y}_{nt})' \tilde{V}_{nt}(\xi) \right\}. \tag{B.48}
\end{aligned}$$

•

$$\begin{aligned}
& \frac{\partial \left\{ \sigma^{-4} \sum_t \tilde{V}_{nt}(\xi)' R_n(\rho) \tilde{X}_{nt} \right\}}{\partial \theta} = \\
& \left[\begin{array}{cccc} A^{(4,1,\beta')}(\lambda, \rho, \sigma^2) & A^{(4,1,\lambda)}(\lambda, \rho, \sigma^2) & A^{(4,1,\rho)}(\beta', \lambda, \rho, \sigma^2) & A^{(4,1,\sigma^2)}(\beta', \lambda, \rho, \sigma^2) \end{array} \right],
\end{aligned}$$

where

$$\begin{aligned}
A^{(4,1,\beta')}(\lambda, \rho, \sigma^2) &= \frac{1}{\sigma^4} \sum_{t=1}^T \left\{ \underbrace{(\partial_{\beta'} \tilde{V}_{nt}(\xi))'}_{\text{see (B.3)}} R_n(\rho) \tilde{X}_{nt} \right\} \\
&= -\frac{1}{\sigma^4} \sum_{t=1}^T (R_n(\rho) \tilde{X}_{nt})' R_n(\rho) \tilde{X}_{nt} \tag{B.49}
\end{aligned}$$

$$\begin{aligned}
A^{(4,1,\lambda)}(\lambda, \rho, \sigma^2) &= \frac{1}{\sigma^4} \sum_{t=1}^T \left\{ \underbrace{(\partial_\lambda \tilde{V}_{nt}(\xi))'}_{\text{see (B.4)}} R_n(\rho) \tilde{X}_{nt} \right\} \\
&= -\frac{1}{\sigma^4} \sum_{t=1}^T (R_n(\rho) W_n \tilde{Y}_{nt})' R_n(\rho) \tilde{X}_{nt}
\end{aligned} \tag{B.50}$$

and

$$\begin{aligned}
A^{(4,1,\rho)}(\beta', \lambda, \rho, \sigma^2) &= \frac{1}{\sigma^4} \sum_{t=1}^T \left\{ \underbrace{(\partial_\rho \tilde{V}_{nt}(\xi))'}_{\text{see (B.5)}} R_n(\rho) \tilde{X}_{nt} + \tilde{V}_{nt}'(\xi) \underbrace{\partial_\rho R_n(\rho)}_{\text{see (B.2)}} \tilde{X}_{nt} \right\} \\
&= -\frac{1}{\sigma^4} \sum_{t=1}^T \left\{ \left(H_n(\rho) \tilde{V}_{nt}(\xi) \right)' R_n(\rho) \tilde{X}_{nt} + \tilde{V}_{nt}'(\xi) M_n \tilde{X}_{nt} \right\}
\end{aligned} \tag{B.51}$$

$$A^{(4,1,\sigma^2)}(\beta', \lambda, \rho, \sigma^2) = -2\sigma^{-6} \sum_{t=1}^T \left\{ \tilde{V}_{nt}'(\xi) R_n(\rho) \tilde{X}_{nt} \right\}, \tag{B.52}$$

•

$$\begin{aligned}
&\frac{\partial \left\{ \sigma^{-4} \sum_{t=1}^T (R_n(\rho) W_n \tilde{Y}_{nt})' \tilde{V}_{nt}(\xi) \right\}}{\partial \theta} = \\
&\left[\begin{array}{cccc} A^{(4,2,\beta')}(\lambda, \rho, \sigma^2) & A^{(4,2,\lambda)}(\lambda, \rho, \sigma^2) & A^{(4,2,\rho)}(\beta', \lambda, \rho, \sigma^2) & A^{(4,2,\sigma^2)}(\beta', \lambda, \rho, \sigma^2) \end{array} \right],
\end{aligned}$$

where

$$\begin{aligned}
A^{(4,2,\beta')}(\lambda, \rho, \sigma^2) &= \frac{1}{\sigma^4} \sum_{t=1}^T \left((R_n(\rho) W_n \tilde{Y}_{nt})' \underbrace{\partial_{\beta'} \tilde{V}_{nt}(\xi)}_{\text{see (B.3)}} \right)' \\
&= -\frac{1}{\sigma^4} \sum_{t=1}^T (R_n(\rho) \tilde{X}_{nt})' R_n(\rho) W_n \tilde{Y}_{nt}
\end{aligned} \tag{B.53}$$

$$\begin{aligned}
A^{(4,2,\lambda)}(\lambda, \rho, \sigma^2) &= \frac{1}{\sigma^4} \sum_{t=1}^T \left\{ \left(R_n(\rho) W_n \tilde{Y}_{nt} \right)' \underbrace{\partial_\lambda \tilde{V}_{nt}(\xi)}_{\text{see (B.4)}} \right\} \\
&= -\frac{1}{\sigma^4} \sum_{t=1}^T \left(R_n(\rho) W_n \tilde{Y}_{nt} \right)' R_n(\rho) W_n \tilde{Y}_{nt}
\end{aligned} \tag{B.54}$$

and

$$\begin{aligned}
A^{(4,2,\rho)}(\beta', \lambda, \rho, \sigma^2) &= \frac{1}{\sigma^4} \sum_{t=1}^T \left\{ \left(\underbrace{\partial_\rho R_n(\rho)}_{\text{see (B.2)}} W_n \tilde{Y}_{nt} \right)' \tilde{V}_{nt}(\xi) + \left(R_n(\rho) W_n \tilde{Y}_{nt} \right)' \underbrace{\partial_\rho \tilde{V}_{nt}(\xi)}_{\text{see (B.5)}} \right\} \\
&= -\frac{1}{\sigma^4} \sum_{t=1}^T \left\{ \left(M_n W_n \tilde{Y}_{nt} \right)' \tilde{V}_{nt}(\xi) + \left(R_n(\rho) W_n \tilde{Y}_{nt} \right)' H_n(\rho) \tilde{V}_{nt}(\xi) \right\}
\end{aligned} \tag{B.55}$$

$$A^{(4,2,\sigma^2)}(\beta', \lambda, \rho, \sigma^2) = -2\sigma^{-6} \sum_{t=1}^T \left\{ (R_n(\rho) W_n \tilde{Y}_{nt})' \tilde{V}_{nt}(\xi) \right\}. \tag{B.56}$$

•

$$\begin{aligned}
&\frac{\partial \left\{ \sigma^{-2} \sum_t^T (H_n(\rho) \tilde{V}_{nt}(\xi))' H_n(\rho) \tilde{V}_{nt}(\xi) + (T-1) \text{tr}\{H_n^2(\rho)\} \right\}}{\partial \theta} = \\
&\left[\begin{array}{cccc} B^{(3,3,\beta')}(\beta', \lambda, \rho, \sigma^2) & B^{(3,3,\lambda)}(\beta', \lambda, \rho, \sigma^2) & B^{(3,3,\rho)}(\beta', \lambda, \rho, \sigma^2) & B^{(3,3,\sigma^2)}(\beta', \lambda, \rho, \sigma^2) \end{array} \right],
\end{aligned}$$

where, making use of $\partial_{\beta'} H_n(\rho) = 0$,

$$\begin{aligned}
B^{(3,3,\beta')}(\beta', \lambda, \rho, \sigma^2) &= \frac{1}{\sigma^2} \sum_{t=1}^T \left\{ \left(H_n(\rho) \underbrace{\partial_{\beta'} \tilde{V}_{nt}(\xi)}_{\text{see (B.3)}} \right)' H_n(\rho) \tilde{V}_{nt}(\xi) \right\} \\
&+ \frac{1}{\sigma^2} \sum_{t=1}^T \left\{ \left(H_n(\rho) \tilde{V}_{nt}(\xi) \right)' H_n(\rho) \underbrace{\partial_{\beta'} \tilde{V}_{nt}(\xi)}_{\text{see (B.3)}} \right\} \\
&= -\frac{1}{\sigma^2} \sum_{t=1}^T \left(H_n(\rho) R_n(\rho) \tilde{X}_{nt} \right)' H_n(\rho) \tilde{V}_{nt}(\xi) \\
&- \frac{1}{\sigma^2} \sum_{t=1}^T \left(H_n(\rho) R_n(\rho) \tilde{X}_{nt} \right)' H_n(\rho) \tilde{V}_{nt}(\xi) \\
&= -\frac{2}{\sigma^2} \sum_{t=1}^T \left(M_n \tilde{X}_{nt} \right)' H_n(\rho) \tilde{V}_{nt}(\xi) \tag{B.57}
\end{aligned}$$

$$\begin{aligned}
B^{(3,3,\lambda)}(\beta', \lambda, \rho, \sigma^2) &= \frac{1}{\sigma^2} \sum_{t=1}^T \left\{ \left(H_n(\rho) \underbrace{\partial_{\lambda} \tilde{V}_{nt}(\xi)}_{\text{see (B.4)}} \right)' H_n(\rho) \tilde{V}_{nt}(\xi) \right\} \\
&+ \frac{1}{\sigma^2} \sum_{t=1}^T \left\{ \left(H_n(\rho) \tilde{V}_{nt}(\xi) \right)' H_n(\rho) \underbrace{\partial_{\lambda} \tilde{V}_{nt}(\xi)}_{\text{see (B.4)}} \right\} \\
&= -\frac{1}{\sigma^2} \sum_{t=1}^T \left\{ \left(H_n(\rho) R_n(\rho) W_n \tilde{Y}_{nt} \right)' H_n(\rho) \tilde{V}_{nt}(\xi) \right\} \\
&- \frac{1}{\sigma^2} \sum_{t=1}^T \left\{ \left(H_n(\rho) \tilde{V}_{nt}(\xi) \right)' H_n(\rho) R_n(\rho) W_n \tilde{Y}_{nt} \right\} \tag{B.58}
\end{aligned}$$

$$\begin{aligned}
B^{(3,3,\rho)}(\beta', \lambda, \rho, \sigma^2) &= \sigma^{-2} \sum_t^T \left(\underbrace{\partial_\rho H_n(\rho)}_{\text{see (B.13)}} \tilde{V}_{nt}(\xi) \right)' H_n(\rho) \tilde{V}_{nt}(\xi) \\
&+ \sigma^{-2} \sum_t^T \left(H_n(\rho) \underbrace{\partial_\rho \tilde{V}_{nt}(\xi)}_{\text{see (B.5)}} \right)' H_n(\rho) \tilde{V}_{nt}(\xi) \\
&+ \sigma^{-2} \sum_t^T \left(H_n(\rho) \tilde{V}_{nt}(\xi) \right)' \underbrace{\partial_\rho H_n(\rho)}_{\text{see (B.13)}} \tilde{V}_{nt}(\xi) \\
&+ \sigma^{-2} \sum_t^T \left(H_n(\rho) \tilde{V}_{nt}(\xi) \right)' H_n(\rho) \underbrace{\partial_\rho \tilde{V}_{nt}(\xi)}_{\text{see (B.5)}} \\
&+ (T-1) \text{tr} \left\{ \underbrace{\partial_\rho H_n^2(\rho)}_{\text{see (B.13)}} \right\} \\
&= \frac{1}{\sigma^2} \sum_{t=1}^T (H_n^2(\rho) \tilde{V}_{nt}(\xi))' H_n(\rho) \tilde{V}_{nt}(\xi) \\
&- \frac{1}{\sigma^2} \sum_{t=1}^T (H_n^2(\rho) \tilde{V}_{nt}(\xi))' H_n(\rho) \tilde{V}_{nt}(\xi) \\
&+ \frac{1}{\sigma^2} \sum_{t=1}^T (H_n(\rho) \tilde{V}_{nt}(\xi))' H_n^2(\rho) \tilde{V}_{nt}(\xi) \\
&- \frac{1}{\sigma^2} \sum_{t=1}^T (H_n(\rho) \tilde{V}_{nt}(\xi))' H_n^2(\rho) \tilde{V}_{nt}(\xi) \\
&+ (T-1) \text{tr} \{ 2H_n(\rho)^3 \} \\
&= (T-1) \text{tr} \{ 2H_n(\rho)^3 \}
\end{aligned} \tag{B.59}$$

$$B^{(3,3,\sigma^2)}(\beta', \lambda, \rho, \sigma^2) = -\sigma^{-4} \sum_{t=1}^T \left\{ (H_n(\rho) \tilde{V}_{nt}(\xi))' H_n(\rho) \tilde{V}_{nt}(\xi) \right\}. \tag{B.60}$$

•

$$\frac{\partial \left\{ \sigma^{-4} \sum_{t=1}^T (H_n(\rho) \tilde{V}_{nt}(\xi))' \tilde{V}_{nt}(\xi) \right\}}{\partial \theta} = \left[\begin{array}{cccc} B^{(4,3,\beta')}(\beta', \lambda, \rho, \sigma^2) & B^{(4,3,\lambda)}(\beta', \lambda, \rho, \sigma^2) & B^{(4,3,\rho)}(\beta', \lambda, \rho, \sigma^2) & B^{(4,3,\sigma^2)}(\beta', \lambda, \rho, \sigma^2) \end{array} \right],$$

where

$$\begin{aligned}
B^{(4,3,\beta')}(\beta', \lambda, \rho, \sigma^2) &= \frac{1}{\sigma^4} \sum_{t=1}^T \left\{ \left(H_n(\rho) \underbrace{\partial_{\beta'} \tilde{V}_{nt}(\xi)}_{\text{see (B.3)}} \right)' \tilde{V}_{nt}(\xi) + \left(H_n(\rho) \tilde{V}_{nt}(\xi) \right)' \underbrace{\partial_{\beta'} \tilde{V}_{nt}(\xi)}_{\text{see (B.3)}} \right\} \\
&= -\frac{1}{\sigma^4} \sum_{t=1}^T \left\{ \left(H_n(\rho) R_n(\rho) \tilde{X}_{nt} \right)' \tilde{V}_{nt}(\xi) + \left(R_n(\rho) \tilde{X}_{nt} \right)' H_n(\rho) \tilde{V}_{nt}(\xi) \right\}
\end{aligned} \tag{B.61}$$

$$\begin{aligned}
B^{(4,3,\lambda)}(\beta', \lambda, \rho, \sigma^2) &= \frac{1}{\sigma^4} \sum_{t=1}^T \left\{ \left(H_n(\rho) \underbrace{\partial_{\lambda} \tilde{V}_{nt}(\xi)}_{\text{see (B.4)}} \right)' \tilde{V}_{nt}(\xi) + \left(H_n(\rho) \tilde{V}_{nt}(\xi) \right)' \underbrace{\partial_{\lambda} \tilde{V}_{nt}(\xi)}_{\text{see (B.4)}} \right\} \\
&= \frac{1}{\sigma^4} \sum_{t=1}^T \left\{ \left(H_n(\rho) R_n(\rho) W_n \tilde{Y}_{nt} \right)' \tilde{V}_{nt}(\xi) \right\} \\
&+ \frac{1}{\sigma^4} \sum_{t=1}^T \left\{ \left(H_n(\rho) \tilde{V}_{nt}(\xi) \right)' R_n(\rho) W_n \tilde{Y}_{nt} \right\}
\end{aligned} \tag{B.62}$$

$$\begin{aligned}
B^{(4,3,\rho)}(\beta', \lambda, \rho, \sigma^2) &= \frac{1}{\sigma^4} \sum_{t=1}^T \left\{ \left(\underbrace{\partial_{\rho} H_n(\rho)}_{\text{see (B.2)}} \tilde{V}_{nt}(\xi) + H_n(\rho) \underbrace{\partial_{\rho} \tilde{V}_{nt}(\xi)}_{\text{see (B.5)}} \right)' \tilde{V}_{nt}(\xi) \right\} \\
&+ \frac{1}{\sigma^4} \sum_{t=1}^T \left\{ \left(H_n(\rho) \tilde{V}_{nt}(\xi) \right)' \underbrace{\partial_{\rho} \tilde{V}_{nt}(\xi)}_{\text{see (B.5)}} \right\} \\
&= \frac{1}{\sigma^4} \sum_{t=1}^T \left\{ \left(H_n^2(\rho) \tilde{V}_{nt}(\xi) - H_n^2(\rho) \tilde{V}_{nt}(\xi) \right)' \tilde{V}_{nt}(\xi) \right\} \\
&- \frac{1}{\sigma^4} \sum_{t=1}^T \left\{ \left(H_n(\rho) \tilde{V}_{nt}(\xi) \right)' H_n(\rho) \tilde{V}_{nt}(\xi) \right\} \\
&= -\frac{1}{\sigma^4} \sum_{t=1}^T \left\{ \left(H_n(\rho) \tilde{V}_{nt}(\xi) \right)' H_n(\rho) \tilde{V}_{nt}(\xi) \right\}
\end{aligned} \tag{B.63}$$

$$B^{(4,3,\sigma^2)}(\beta', \lambda, \rho, \sigma^2) = -2\sigma^{-6} \sum_{t=1}^T (H_n(\rho) \tilde{V}_{nt}(\xi))' \tilde{V}_{nt}(\xi). \tag{B.64}$$

•

$$\frac{\partial \left\{ -\frac{m}{2\sigma^4} + \sigma^{-6} \sum_t \tilde{V}'_{nt}(\xi) \tilde{V}_{nt}(\xi) \right\}}{\partial \theta} = \begin{bmatrix} B^{(4,4,\beta')}(\beta', \lambda, \rho, \sigma^2) & B^{(4,4,\lambda)}(\beta', \lambda, \rho, \sigma^2) & B^{(4,4,\rho)}(\beta', \lambda, \rho, \sigma^2) & B^{(4,4,\sigma^2)}(\beta', \lambda, \rho, \sigma^2) \end{bmatrix},$$

where

$$\begin{aligned} B^{(4,4,\beta')}(\beta', \lambda, \rho, \sigma^2) &= \frac{1}{\sigma^6} \sum_{t=1}^T \left\{ \left(\underbrace{\partial_{\beta'} \tilde{V}_{nt}(\xi)}_{\text{see (B.3)}} \right)' \tilde{V}_{nt}(\xi) + \left(\tilde{V}'_{nt}(\xi) \left(\underbrace{\partial_{\beta'} \tilde{V}_{nt}(\xi)}_{\text{see (B.3)}} \right) \right)' \right\} \\ &= -\frac{1}{\sigma^6} \sum_{t=1}^T \left\{ \left(R_n(\rho) \tilde{X}_{nt} \right)' \tilde{V}_{nt}(\xi) + \left(R_n(\rho) \tilde{X}_{nt} \right)' \tilde{V}_{nt}(\xi) \right\} \\ &= -\frac{2}{\sigma^6} \sum_{t=1}^T \left(R_n(\rho) \tilde{X}_{nt} \right)' \tilde{V}_{nt}(\xi) \end{aligned} \quad (\text{B.65})$$

$$\begin{aligned} B^{(4,4,\lambda)}(\beta', \lambda, \rho, \sigma^2) &= \frac{1}{\sigma^6} \sum_{t=1}^T \left\{ \left(\underbrace{\partial_{\lambda} \tilde{V}_{nt}(\xi)}_{\text{see (B.4)}} \right)' \tilde{V}_{nt}(\xi) + \tilde{V}'_{nt}(\xi) \left(\underbrace{\partial_{\lambda} \tilde{V}_{nt}(\xi)}_{\text{see (B.4)}} \right) \right\} \\ &= -\frac{1}{\sigma^6} \sum_{t=1}^T \left\{ \left(R_n(\rho) W_n \tilde{Y}_{nt} \right)' \tilde{V}_{nt}(\xi) + \tilde{V}'_{nt}(\xi) R_n(\rho) W_n \tilde{Y}_{nt} \right\} \end{aligned} \quad (\text{B.66})$$

$$\begin{aligned} B^{(4,4,\rho)}(\beta', \lambda, \rho, \sigma^2) &= \frac{1}{\sigma^6} \sum_{t=1}^T \left\{ \left(\underbrace{\partial_{\rho} \tilde{V}_{nt}(\xi)}_{\text{see (B.5)}} \right)' \tilde{V}_{nt}(\xi) + \tilde{V}'_{nt}(\xi) \left(\underbrace{\partial_{\rho} \tilde{V}_{nt}(\xi)}_{\text{see (B.5)}} \right) \right\} \\ &= -\frac{1}{\sigma^6} \sum_{t=1}^T \left\{ \left(H_n(\rho) \tilde{V}_{nt}(\xi) \right)' \tilde{V}_{nt}(\xi) + \tilde{V}'_{nt}(\xi) H_n(\rho) \tilde{V}_{nt}(\xi) \right\} \end{aligned} \quad (\text{B.67})$$

$$B^{(4,4,\sigma^2)}(\beta', \lambda, \rho, \sigma^2) = m\sigma^{-6} - 3\sigma^{-8} \sum_{t=1}^T \tilde{V}'_{nt}(\xi) \tilde{V}_{nt}(\xi) \quad (\text{B.68})$$

B.4 Component-wise calculation of $-\mathbb{E} \left(\frac{1}{m} \frac{\partial^2 \ell_{n,T}(\theta)}{\partial \theta \partial \theta'} \right)$

From the model setting, we have $V_{nt} = (V_{1t}, V_{2t}, \dots, V_{nt})$ and V_{it} is i.i.d. across i and t with zero mean and variance σ_0^2 . So $\mathbb{E}(V_{nt}) = 0_{n \times 1}$, $\text{Var}(V_{nt}) = \sigma_0^2 I_n$. Knowing that $\tilde{V}_{nt}(\xi) = V_{nt} - \sum_{t=1}^T V_{nt}/T$,

$$\mathbb{E}(\tilde{V}_{nt}(\xi)) = 0_{n \times 1}, \text{Var}(\tilde{V}_{nt}(\xi)) = \text{Var}((1 - 1/T)V_{nt} + 1/T \sum_{j=1, j \neq t}^T V_{nj}) = \frac{T-1}{T} \sigma_0^2 I_n.$$

$$\tilde{V}_{nt}(\xi) = R_n(\rho)[S_n(\lambda)\tilde{Y}_{nt} - \tilde{X}_{nt}\beta], \text{ so } \mathbb{E}(\tilde{Y}_{nt}) = S_n^{-1}(\lambda)\tilde{X}_{nt}\beta.$$

$$\text{Some other notations: } \ddot{X}_{nt} = R_n \tilde{X}_{nt}, H_n = M_n R_n^{-1}, G_n = W_n S_n^{-1}, \ddot{G}_n = R_n G_n R_n^{-1}.$$

•

$$\mathbb{E} \left[\frac{1}{m\sigma_0^2} \sum_t (R_n(\rho_0) \tilde{X}_{nt})' (R_n(\rho_0) \tilde{X}_{nt}) \right] = \frac{1}{m\sigma_0^2} \sum_{t=1}^T \ddot{X}_{nt}' \ddot{X}_{nt} \quad (\text{B.69})$$

$$\begin{aligned} \mathbb{E} \left[\frac{1}{m\sigma_0^2} \sum_t (R_n(\rho_0) W_n \tilde{Y}_{nt})' (R_n(\rho_0) \tilde{X}_{nt}) \right] &= \frac{1}{m\sigma_0^2} \sum_t \left(R_n(\rho_0) W_n E(\tilde{Y}_{nt}) \right)' (R_n(\rho_0) \tilde{X}_{nt}) \\ &= \frac{1}{m\sigma_0^2} \sum_t (R_n(\rho_0) \underbrace{W_n S_n^{-1}}_{G_n} \tilde{X}_{nt} \beta_0)' \ddot{X}_{nt} \\ &= \frac{1}{m\sigma_0^2} \sum_t (R_n(\rho_0) G_n R_n^{-1} R_n \tilde{X}_{nt} \beta_0)' \ddot{X}_{nt} \\ &= \frac{1}{m\sigma_0^2} \sum_t (\ddot{G}_n(\lambda_0) \ddot{X}_{nt} \beta_0)' \ddot{X}_{nt} \end{aligned} \quad (\text{B.70})$$

$$\begin{aligned} &\mathbb{E} \left[\frac{1}{m\sigma_0^2} \sum_t \left\{ (H_n(\rho_0) \tilde{V}_{nt}(\xi_0))' (R_n(\lambda_0) \tilde{X}_{nt}) + \tilde{V}_{nt}'(\xi_0) M_n \tilde{X}_{nt} \right\} \right] \\ &= \frac{1}{m\sigma_0^2} \sum_t \left\{ (H_n(\rho_0) \mathbb{E} [\tilde{V}_{nt}(\xi_0)])' (R_n(\lambda_0) \tilde{X}_{nt}) + \mathbb{E} [\tilde{V}_{nt}'(\xi_0)] M_n \tilde{X}_{nt} \right\} = 0_{1 \times k} \end{aligned} \quad (\text{B.71})$$

$$\mathbb{E} \left[\frac{1}{m\sigma_0^4} \sum_t \tilde{V}_{nt}'(\xi_0) R_n(\lambda_0) \tilde{X}_{nt} \right] = \frac{1}{m\sigma_0^4} \sum_t \mathbb{E} [\tilde{V}_{nt}'(\xi_0)] R_n(\lambda_0) \tilde{X}_{nt} = 0_{1 \times k} \quad (\text{B.72})$$

So we prove the first column of $\Sigma_{0,n,T}$, that is:

$$\frac{1}{m\sigma_0^2} \begin{pmatrix} \sum_t \ddot{X}_{nt}' \ddot{X}_{nt} \\ \sum_t (\ddot{G}_n(\lambda_0) \ddot{X}_{nt} \beta_0)' \ddot{X}_{nt} \\ 0_{1 \times k} \\ 0_{1 \times k} \end{pmatrix}$$

•

$$\begin{aligned}
& \mathbb{E} \left[\frac{1}{m\sigma_0^2} \sum_t \left(R_n(\rho_0) W_n \tilde{Y}_{nt} \right)' (R_n(\rho_0) W_n \tilde{Y}_{nt}) + \frac{T-1}{m} \text{tr}(G_n^2(\lambda_0)) \right] \\
&= \mathbb{E} \left[\frac{1}{m\sigma_0^2} \sum_t \left(R_n W_n S_n^{-1} (R_n^{-1} \tilde{V}_{nt} + \tilde{X}_{nt} \beta_0) \right)' \left(R_n W_n S_n^{-1} (R_n^{-1} \tilde{V}_{nt} + \tilde{X}_{nt} \beta_0) \right) \right] \\
&+ \frac{1}{n} \text{tr}(G_n^2(\lambda_0)) \\
&= \mathbb{E} \left[\left(\frac{1}{m\sigma_0^2} \sum_t \left(\ddot{G}_n \tilde{V}_{nt}(\xi_0) + \ddot{G}_n \ddot{X}_{nt} \beta_0 \right)' \left(\ddot{G}_n \tilde{V}_{nt}(\xi_0) + \ddot{G}_n \ddot{X}_{nt} \beta_0 \right) \right) \right] + \frac{1}{n} \text{tr}(G_n^2(\lambda_0)) \\
&= \mathbb{E} \left[\frac{1}{m\sigma_0^2} \sum_t \left(\ddot{G}_n(\lambda_0) \tilde{V}_{nt}(\xi_0) \right)' \left(\ddot{G}_n(\lambda_0) \tilde{V}_{nt}(\xi_0) \right) \right] \\
&+ \frac{1}{m\sigma_0^2} \sum_t \left(\ddot{G}_n(\lambda_0) \ddot{X}_{nt} \beta_0 \right)' \left(\ddot{G}_n(\lambda_0) \ddot{X}_{nt} \beta_0 \right) \\
&+ \frac{1}{m\sigma_0^2} \sum_t \left(\ddot{G}_n(\lambda_0) \ddot{X}_{nt} \beta_0 \right)' \underbrace{\ddot{G}_n(\lambda_0) \mathbb{E} \left[\tilde{V}_{nt}(\xi_0) \right]}_{0_{n \times 1}} + \frac{1}{n} \text{tr}(G_n^2(\lambda_0)) \\
&= \frac{1}{n} \text{tr}(\ddot{G}_n'(\lambda_0) \ddot{G}_n(\lambda_0)) + \frac{1}{n} \text{tr}(R_n^{-1}(\rho_0) R_n(\rho_0) G_n^2(\lambda_0)) \\
&+ \frac{1}{m\sigma_0^2} \sum_t \left(\ddot{G}_n(\lambda_0) \ddot{X}_{nt} \beta_0 \right)' \left(\ddot{G}_n(\lambda_0) \ddot{X}_{nt} \beta_0 \right) \\
&= \frac{1}{n} \text{tr} \left(\ddot{G}_n'(\lambda_0) \ddot{G}_n(\lambda_0) + R_n(\rho_0) G_n(\lambda_0) R_n^{-1}(\rho_0) R_n(\rho_0) G_n(\lambda_0) R_n^{-1} \right) \\
&+ \frac{1}{m\sigma_0^2} \sum_t \left(\ddot{G}_n(\lambda_0) \ddot{X}_{nt} \beta_0 \right)' \left(\ddot{G}_n(\lambda_0) \ddot{X}_{nt} \beta_0 \right) \\
&= \frac{1}{n} \text{tr} \left(\ddot{G}_n'(\lambda_0) \ddot{G}_n(\lambda_0) + \ddot{G}_n(\lambda_0) \ddot{G}_n(\lambda_0) \right) + \frac{1}{m\sigma_0^2} \sum_t \left(\ddot{G}_n(\lambda_0) \ddot{X}_{nt} \beta_0 \right)' \left(\ddot{G}_n(\lambda_0) \ddot{X}_{nt} \beta_0 \right) \\
&= \frac{1}{n} \text{tr} \left(\ddot{G}_n^S(\lambda_0) \ddot{G}_n(\lambda_0) \right) + \frac{1}{m\sigma_0^2} \sum_t \left(\ddot{G}_n(\lambda_0) \ddot{X}_{nt} \beta_0 \right)' \left(\ddot{G}_n(\lambda_0) \ddot{X}_{nt} \beta_0 \right) \tag{B.73}
\end{aligned}$$

$$\begin{aligned}
& \mathbb{E} \left[\frac{1}{m\sigma_0^2} \sum_t (R_n(\rho_0) W_n \tilde{Y}_{nt})' (H_n(\lambda_0) \tilde{V}_{nt}(\xi_0)) + \frac{1}{m\sigma^2} \sum_t (M_n W_n \tilde{Y}_{nt})' \tilde{V}_{nt}(\xi_0) \right] \\
&= \mathbb{E} \left[\frac{1}{m\sigma_0^2} \sum_t \left(R_n(\rho_0) W_n S_n^{-1}(\lambda_0) (R_n^{-1}(\rho_0) \tilde{V}_{nt}(\xi_0) + \tilde{X}_{nt}\beta_0) \right)' (H_n(\lambda_0) \tilde{V}_{nt}(\xi_0)) \right] \\
&+ \mathbb{E} \left[\frac{1}{m\sigma_0^2} \sum_t \left(M_n W_n S_n^{-1}(\lambda_0) (R_n^{-1}(\rho_0) \tilde{V}_{nt}(\xi_0) + \tilde{X}_{nt}\beta_0) \right)' \tilde{V}_{nt}(\xi_0) \right] \\
&= \mathbb{E} \left[\frac{1}{m\sigma_0^2} \sum_t \left(\left(\ddot{G}_n(\lambda_0) \tilde{V}_{nt}(\xi_0) \right)' (H_n(\lambda_0) \tilde{V}_{nt}(\xi_0)) \right) \right] \\
&+ \mathbb{E} \left[\frac{1}{m\sigma_0^2} \sum_t \left(\left(\ddot{G}_n(\lambda_0) \tilde{X}_{nt}\beta_0 \right)' (H_n(\lambda_0) \tilde{V}_{nt}(\xi_0)) \right) \right] \\
&+ \mathbb{E} \left[\frac{1}{m\sigma_0^2} \sum_t \left(\left(H_n(\rho_0) \ddot{G}_n(\lambda_0) \tilde{V}_{nt}(\xi_0) \right)' \tilde{V}_{nt}(\xi_0) + \left(M_n G_n(\lambda_0) \tilde{X}_{nt}\beta_0 \right)' \tilde{V}_{nt}(\xi_0) \right) \right] \\
&= \frac{1}{n} \text{tr} \left(H_n'(\rho_0) \ddot{G}_n(\lambda_0) \right) + \frac{1}{n} \text{tr} \left(H_n(\rho_0) \ddot{G}_n(\lambda_0) \right) = \frac{1}{n} \text{tr} \left(H_n^S(\rho_0) \ddot{G}_n(\lambda_0) \right) \tag{B.74}
\end{aligned}$$

$$\begin{aligned}
& \mathbb{E} \left[\frac{1}{m\sigma_0^4} \sum_t \left(R_n(\rho_0) W_n \tilde{Y}_{nt} \right)' \tilde{V}_{nt}(\xi_0) \right] \\
&= \mathbb{E} \left[\frac{1}{m\sigma_0^4} \sum_t \left(R_n(\rho_0) W_n S_n^{-1}(\lambda_0) (R_n^{-1}(\rho_0) \tilde{V}_{nt}(\xi_0) + \tilde{X}_{nt}\beta_0) \right)' \tilde{V}_{nt}(\xi_0) \right] \\
&= \mathbb{E} \left[\frac{1}{m\sigma_0^4} \sum_t \left(\underbrace{R_n(\rho_0) W_n S_n^{-1}(\lambda_0) R_n^{-1}(\rho_0)}_{\ddot{G}_n(\lambda_0)} \tilde{V}_{nt}(\xi_0) \right)' \tilde{V}_{nt}(\xi_0) \right] \\
&+ \mathbb{E} \left[\frac{1}{m\sigma_0^4} \sum_t \left(R_n(\rho_0) W_n \tilde{X}_{nt}\beta_0 \right)' \tilde{V}_{nt}(\xi_0) \right] \\
&= \frac{1}{n\sigma_0^2} \text{tr}(\ddot{G}_n(\lambda_0)) \tag{B.75}
\end{aligned}$$

The second column of $\Sigma_{0,n,T}$ is:

$$\begin{pmatrix} \frac{1}{m\sigma_0^2} \sum_t \ddot{X}_{nt}' (\ddot{G}_n(\lambda_0) \ddot{X}_{nt}\beta_0) \\ \frac{1}{n} \text{tr} \left(\ddot{G}_n^S(\lambda_0) \ddot{G}_n(\lambda_0) \right) + \frac{1}{m\sigma_0^2} \sum_t \left(\ddot{G}_n(\lambda_0) \ddot{X}_{nt}\beta_0 \right)' \left(\ddot{G}_n(\lambda_0) \ddot{X}_{nt}\beta_0 \right) \\ \frac{1}{n} \text{tr} \left(H_n^S(\rho_0) \ddot{G}_n(\lambda_0) \right) \\ \frac{1}{n\sigma_0^2} \text{tr}(\ddot{G}_n(\lambda_0)) \end{pmatrix}$$

•

$$\begin{aligned} & \mathbb{E} \left[\frac{1}{m\sigma_0^2} \sum_t \left(H_n(\rho_0) \tilde{V}_{nt}(\xi_0) \right)' H_n(\rho_0) \tilde{V}_{nt}(\xi_0) + \frac{T-1}{m} \text{tr} (H_n^2(\rho_0)) \right] \\ &= \frac{1}{n} \text{tr} \left(H_n'(\rho_0) H_n(\rho_0) + H_n^2(\rho_0) \right) = \frac{1}{n} \text{tr} (H_n^S(\rho_0) H_n(\rho_0)) \end{aligned} \quad (\text{B.76})$$

$$\mathbb{E} \left[\frac{1}{m\sigma_0^4} \sum_t \left(H_n(\rho_0) \tilde{V}_{nt}(\xi_0) \right)' \tilde{V}_{nt}(\xi_0) \right] = \frac{1}{n\sigma_0^2} \text{tr}(H_n(\rho_0)) \quad (\text{B.77})$$

The third column of $\Sigma_{0,n,T}$ is:

$$\begin{pmatrix} 0_{k \times 1} \\ \frac{1}{n} \text{tr} (H_n^S(\rho_0) \ddot{G}_n(\lambda_0)) \\ \frac{1}{n} \text{tr} (H_n^S(\rho_0) H_n(\rho_0)) \\ \frac{1}{n\sigma_0^2} \text{tr}(H_n(\rho_0)) \end{pmatrix}$$

•

$$\mathbb{E} \left[-\frac{m}{2m\sigma_0^4} + \frac{1}{m\sigma_0^6} \sum_t \tilde{V}_{nt}'(\xi_0) \tilde{V}_{nt}(\xi_0) \right] = -\frac{1}{2\sigma_0^4} + \frac{1}{m\sigma_0^6} T \frac{T-1}{T} \sigma_0^2 \cdot n = \frac{1}{2\sigma_0^4} \quad (\text{B.78})$$

The fourth column of $\Sigma_{0,n,T}$ is:

$$\begin{pmatrix} 0_{k \times 1} \\ \frac{1}{n\sigma_0^2} \text{tr}(\ddot{G}_n(\lambda_0)) \\ \frac{1}{n\sigma_0^2} \text{tr}(H_n(\rho_0)) \\ \frac{1}{2\sigma_0^4} \end{pmatrix}.$$

Thus, we have:

$$\Sigma_{0,n,T} = \begin{pmatrix} \frac{1}{m\sigma_0^2} \sum_t \ddot{X}_{nt}' \ddot{X}_{nt} & \frac{1}{m\sigma_0^2} \sum_t \ddot{X}_{nt}' (\ddot{G}_n(\lambda_0) \ddot{X}_{nt} \beta_0) & 0_{k \times 1} & 0_{k \times 1} \\ \frac{1}{m\sigma_0^2} \sum_t (\ddot{G}_n(\lambda_0) \ddot{X}_{nt} \beta_0)' \ddot{X}_{nt} & \frac{1}{m\sigma_0^2} \sum_t \left(\ddot{G}_n(\lambda_0) \ddot{X}_{nt} \beta_0 \right)' \left(\ddot{G}_n(\lambda_0) \ddot{X}_{nt} \beta_0 \right) & 0 & 0 \\ 0_{1 \times k} & 0 & 0 & 0 \\ 0_{1 \times k} & 0 & 0 & 0 \end{pmatrix} + \begin{pmatrix} 0_{k \times k} & 0_{k \times 1} & 0_{k \times 1} & 0_{k \times 1} \\ 0_{1 \times k} & \frac{1}{n} \text{tr} \left(\ddot{G}_n^S(\lambda_0) \ddot{G}_n(\lambda_0) \right) & \frac{1}{n} \text{tr} \left(H_n^S(\rho_0) \ddot{G}_n(\lambda_0) \right) & \frac{1}{n\sigma_0^2} \text{tr}(\ddot{G}_n(\lambda_0)) \\ 0_{1 \times k} & \frac{1}{n} \text{tr} \left(H_n^S(\rho_0) \ddot{G}_n(\lambda_0) \right) & \frac{1}{n} \text{tr} \left(H_n^S(\rho_0) H_n(\rho_0) \right) & \frac{1}{n\sigma_0^2} \text{tr}(H_n(\rho_0)) \\ 0_{1 \times k} & \frac{1}{n\sigma_0^2} \text{tr}(\ddot{G}_n(\lambda_0)) & \frac{1}{n\sigma_0^2} \text{tr}(H_n(\rho_0)) & \frac{1}{2\sigma_0^4} \end{pmatrix}$$

C Additional numerical results for the motivating example of Section 2

We complement the motivating example of our research illustrating the low accuracy of the routinely applied first-order asymptotics in the setting of spatial autoregressive panel data model with fixed effects and time-varying covariates of [Lee and Yu \(2010\)](#).

Example SARAR(1,1). Let us consider the following parametric spatial autoregressive panel data model with fixed effects and time-varying covariates [SARAR(1,1)]:

$$\begin{aligned} Y_{nt} &= \lambda_0 W_n Y_{nt} + X_{nt} \beta_0 + c_{n0} + E_{nt}, \\ E_{nt} &= \rho_0 M_n E_{nt} + V_{nt}, \end{aligned} \quad t = 1, \dots, T. \quad (\text{C.1})$$

where $Y_{nt} = (y_{1t}, y_{2t}, \dots, y_{nt})$, X_{nt} is an $n \times k$ matrix of non stochastic time-varying regressors, c_{n0} is an $n \times 1$ vector of fixed effects and $V_{nt} = (v_{1t}, v_{2t}, \dots, v_{nt})'$ are $n \times 1$ vectors and $v_{it} \sim \mathcal{N}(0, 1)$, i.i.d. across i and t . The matrices W_n and M_n are weighting matrices (contiguity matrices) describing the spatial dynamics. Following the literature, we label this model SARAR(1,1) to emphasize the spatial dependence in both the response variable Y_{nt} and in the error term E_{nt} .

As in the Monte Carlo (henceforth, MC) example in [Lee and Yu \(2010\)](#), page 172, we generate samples from (C.1) using $\theta_0 = (\beta_0, \lambda_0, \rho_0, \sigma_0^2) = (1.0, 0.2, 0.5, 1)'$, $T = 5$, and $k = 4$ covariates. The quantities X_{nt} , c_{n0} and V_{nt} are generated from independent standard normal distributions and, as it is customary in the literature, we set $W_n = M_n$ [SARAR(1)], where the off-diagonal elements are different from zero, while the diagonal elements are all zero. To illustrate graphically the behavior of the asymptotic theory in finite sample, we consider two sample sizes: $n = 24$ (small sample) and $n = 100$ (moderate/large sample). We use three different spatial weight matrices: Rook matrix, Queen matrix, and Queen matrix with torus. In Figure 9, we display the geometry implied by each considered spatial matrix to highlight that different matrices imply different spatial relations, e.g., the Rook matrix has less links than the Queen matrix.

Each generated sample contains n observations and for each MC run we estimate the model parameter θ using the transformation approach of [Lee and Yu \(2010\)](#), as implemented in the R package `spml`. The total MC size is 5000. Via QQ-plot, we compare the distribution of $\hat{\lambda}$ to the Gaussian asymptotic distribution (implied by the first-order asymptotic theory, see §4.1 for details). Figure 10 shows that the Gaussian approximation can be either too thin or too thick in the tails with respect to the “exact” distribution. For instance, when $n = 24$ and W_n is rook, in the left tail the Gaussian quantiles are larger than the “exact” ones, while in the right tail we observe the opposite phenomenon. Similar considerations hold for the other types of W_n . The more complex is the geometry of W_n (e.g., W_n has Queen structure) the more pronounced are the departures from the Gaussian. For $n = 100$, and W_n rook, the MLE displays a distribution which is in line with the Gaussian one (see bottom left panel). However, when W_n becomes more complex (e.g., Queen with torus), larger departures in the tails are still evident. Unreported results suggest that, in the considered setting, the “exact” and the asymptotic distribution, as well as the saddlepoint approximation, agree for all types of W_n when $n \geq 250$.

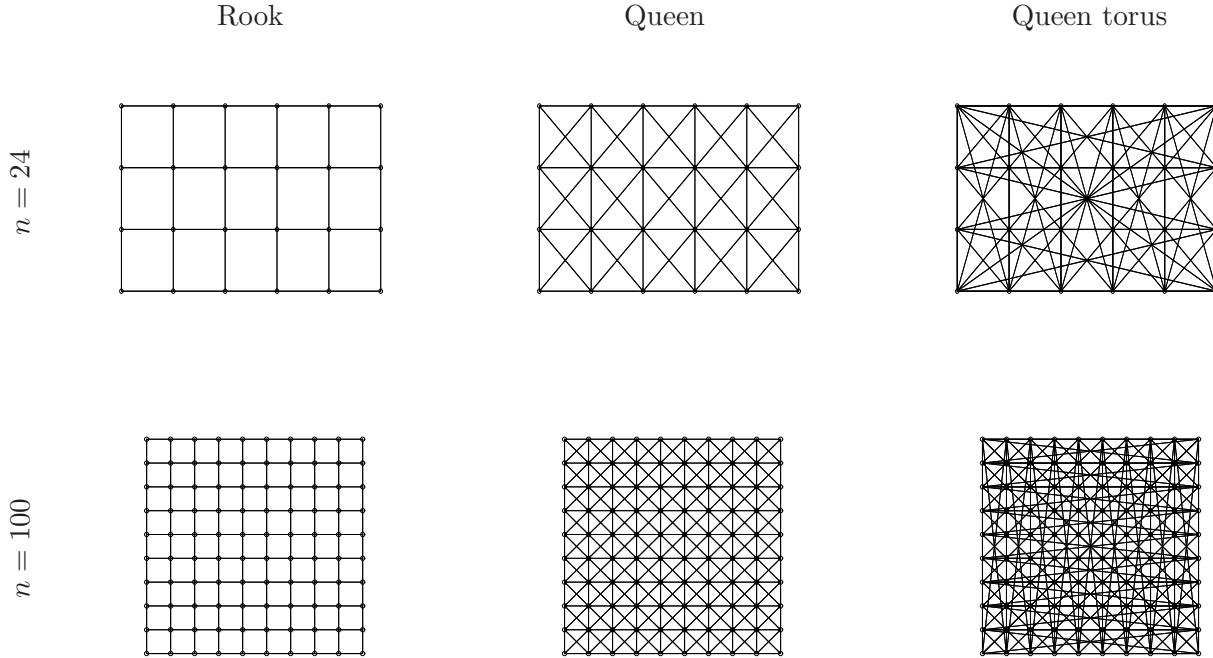


Figure 9: Different types of W_n matrix, for $n = 24$ (top panels) and $n = 100$ (bottom panels).

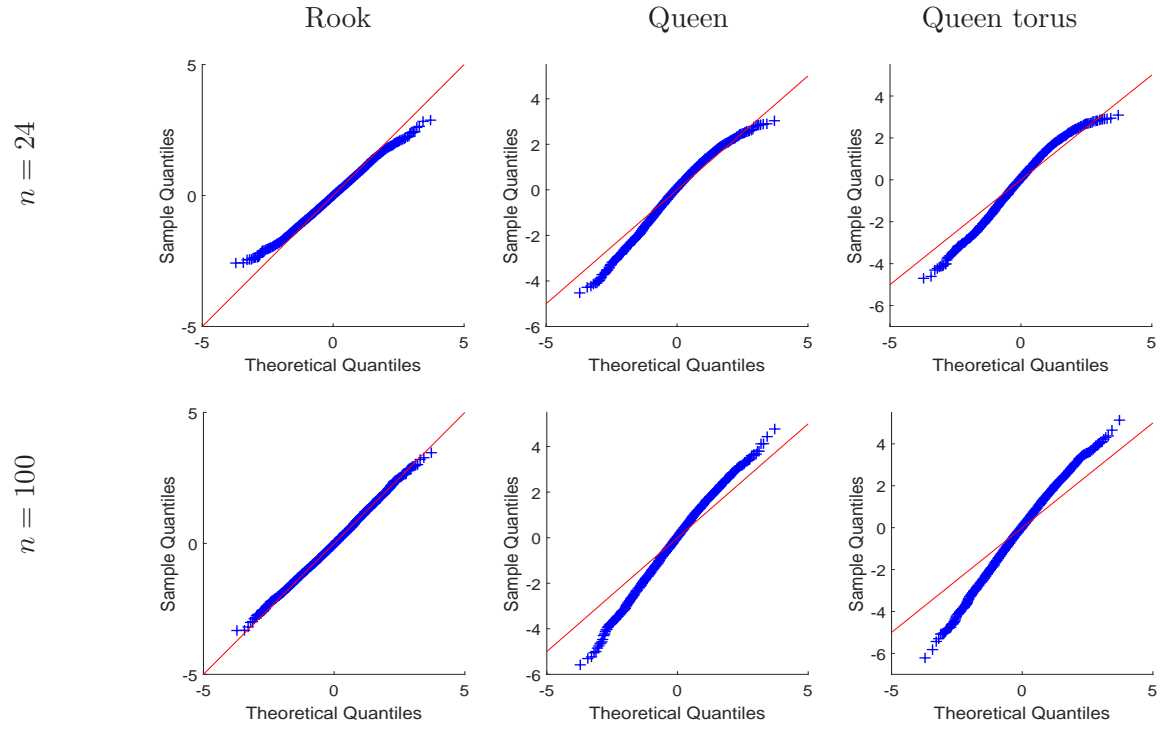


Figure 10: SARAR(1,1) model: QQ-plot vs normal of the MLE $\hat{\lambda}$, for different sample sizes ($n = 24$ and $n = 100$), $\lambda_0 = 0.2$ and different types of W_n matrix.

