

The Complexity of Contracting Planar Tensor Network

Ying Liu

State Key Laboratory of Computer Science, Institute of Software, Chinese Academy of Sciences,
University of Chinese Academy of Sciences, China
liuy@ios.ac.cn

Abstract

Tensor networks have been an important concept and technique in many research areas such as quantum computation and machine learning. We study the complexity of evaluating the value of a tensor network. This is also called contracting the tensor network. In this article, we focus on computing the value of a planar tensor network where every tensor specified at a vertex is a Boolean symmetric function. We design two planar gadgets to obtain a sub-exponential time algorithm. The key is to remove high degree vertices while essentially not changing the size of the tensor network. The algorithm runs in time $\exp(O(\sqrt{|V|}))$. Furthermore, we use a counting version of the Sparsification Lemma to prove a matching lower bound $\exp(\Omega(\sqrt{|V|}))$ assuming #ETH holds.

2012 ACM Subject Classification Theory of computation → Problems, reductions and completeness; Theory of computation → Complexity theory and logic

Keywords and phrases CSPs, planar tensor network, Boolean symmetric function, sparse #d-CNF, the Sparsification Lemma, #ETH

Digital Object Identifier 10.4230/LIPIcs.CVIT.2016.23

Funding *Ying Liu*: Supported by Youth Innovation Promotion Association, CAS, No.2017149, NSFC61932002 and NSFC61872340

1 Introduction

Tensor network states provide an important analytic framework for understanding the universal properties of classes of states which possess particular properties, which is very helpful to deal with the curse of dimensionality appearing in quantum theory and machine learning. Much of the modern theory and numerical computation used to study these systems involves tensor networks. Therefore, the complexity of tensor network computation is a worthy topic of research.

1.1 Previous work

We briefly define tensor networks; more details are available in [1]. A tensor network is a graph $G = (V, E \cup X)$, where vertices in V are labeled by tensors as functions, edges are partitioned into two disjoint parts, the internal edges E and external edges X . External edges have one vertex in V , and another end as external to the tensor network. Such a tensor network defines a function with external edges X as input variables. Suppose variables range over a finite domain D ; in this case we assume the tensor at each vertex of degree d corresponds to function from D^d . Given an assignment $(a_1, a_2, \dots, a_n) \in D^n$ to the external edges $X = \{x_1, x_2, \dots, x_n\}$, the function F_G takes the value $F_G(a_1, a_2, \dots, a_n) = \sum_{e_j \in D} \prod_{v \in V} F_v(e_{v,1}, e_{v,2}, \dots, e_{v,d_v})$, where we denote by $e_{v,1}, e_{v,2}, \dots, e_{v,d_v}$ the incident edges of v , as well as their assigned values in the sum. When X is empty, the function F_G is a constant value. To evaluate this value is also called the contraction of the tensor network.

We can calculate the value of the tensor network by contracting the adjacent functions iteratively; the result does not depend on the order of the contraction. It is exactly the class

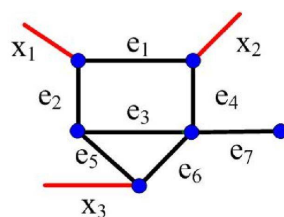


© Ying Liu;
licensed under Creative Commons License CC-BY
42nd Conference on Very Important Topics (CVIT 2016).

Editors: John Q. Open and Joan R. Access; Article No. 23; pp. 23:1–23:10



Leibniz International Proceedings in Informatics
Schloss Dagstuhl – Leibniz-Zentrum für Informatik, Dagstuhl Publishing, Germany



■ **Figure 1** a graph $G(V, E \cup X)$

of Holant problems [4]. Holant is more expressive framework but we do not discuss more in this article. Interested readers are referred to [2, 5, 8, 3]. We remark that every $\#CSP$ can be simulated as Holant problems, and planar $\#CSP$ problems can be expressed as planar Holant problems.

The article [11] gives an exact algorithm for counting the number of satisfying assignments in constraint satisfaction problem which was published in 2018. The authors compute the $\#CSP$ problems by calculating their equivalent tensor networks. Their key observation is that if there is a bound on the maximum degree of a planar tensor network, then the complexity of contracting the tensor network can be substantially reduced. They apply the well-known planar graphs separator theorem [12] and obtain their algorithm (the main statement is restated in section 3.1). When the graph separator theorem is recursively applied, one can find a sequence of edge contractions, and all intermediate functions (constraint functions in the intermediate instances) have at most $O(\sqrt{\Delta|V|})$ inputs, where Δ is the degree bound. So the total contraction of a planar tensor network with N nodes can be computed in time $O(D^{2(\Delta N)^{1/2} + \log_D \Delta N}) + O(\Delta N)$, where D is the domain size.

1.2 Our results

Observe that the complexity of the algorithm rises to $\exp(\Theta(|V|))$ rather than $\exp(O(\sqrt{|V|}))$, if the graph does not have bounded degree. Clearly the sum of all degrees is $2|E|$ in a graph, and for planar graphs $|E|$ is linear in $|V|$. Thus, for any planar tensor network with unbounded degree, there are not many vertices of large degree. So we may try to replace a vertex of degree d by a planar gadget of constant degree. If the gadget has size $O(d)$ and has d external edges, where the internal vertices of the gadget are given some constraint functions and gadget defines the same constraint function placed at the vertex of degree d , then the replacement will result in an equivalent planar tensor network with bounded degree and $O(|V|)$ size.

In this paper we consider the Boolean domain; thus $D = 2$. The upper bound of the original algorithm is $\exp(O(\sqrt{\Delta|V|}))$. At the end of this article we will give a counting argument that shows the we cannot do this for all constraint functions. And so we restrict to symmetric constraint functions. A symmetric function on n variables x_1, x_2, \dots, x_n is a function that is unchanged by any permutation of its variables. So the key idea to design a suitable gadget for symmetric functions is to first compute the Hamming weight $\text{Hw}(x)$ of its input x , i.e., the number of 1 in x . Our idea is inspired by the “full-adder”, and we realize a symmetric structure to represent any Boolean symmetric function.

Is it possible to use the sub-exponential time algorithm on planar tensor networks to get a good algorithm for non-planar tensor networks? It is soon realized that the number of crossing pairs of edges in any embedding is crucial, and finding the minimum crossing number is $\#P$ -hard. But we do not consider this aspect. We are primarily concerned with

improving the complexity of tensor network contraction (not necessarily to minimize crossing numbers). We design a gadget to transform any crossing to be planar so that the algorithm can be applied to any general graph. Our gadget has 9 vertices. It means that any graph, with $|V|$ vertices, can be realized by a planar graph with $O(|V|^4)$ vertices (no matter the original is simple or not). This transformation does not perform well in general, but for some special graph classes it is very useful. In particular we will use it to deal with tensor networks which represent a sparse $\#d$ -CNF.

Is there a matching lower bound to our algorithm? We will use the hypothesis $\#ETH$ that $\#3$ -SAT with n variables and m clauses cannot be computed in time $\exp(O(n))$. However, the tensor network expressing the $\#3$ -SAT problem has $m + n$ vertices and m edges, and m can be as large as $O(n^3)$. This creates a difficulty for us to our analysis. So we do not use the general $\#d$ -SAT to get the lower bound. As an alternative, we use sparse $\#d$ -SAT, in which $m = O(n)$, which can be expressed as a tensor network with $O(n^2)$ vertices. We prove that the sparse $\#d$ -SAT also can not be solved in time $\exp(O(n))$ under $\#ETH$. Using sparse $\#d$ -SAT we prove that the lower bound for contracting a planar tensor network with Boolean symmetric functions is $\exp(\Omega(\sqrt{|V|}))$ assuming $\#ETH$ holds.

We introduce the details of the two gadgets in section 2, define the construction and the internal functions. In section 3, we present the upper bound, and introduce $\#ETH$ and use the Sparsification Lemma to prove the lower bound in detail. In the last part, we give an additional remark on why we focus on symmetric functions not all constraint functions.

2 Gadgets for two functions

We have two aspects in our discussion about making our contraction algorithm efficient. One is to make the input graph bounded degree. The algorithm is applied to some planar tensor network of unbounded degree graph, and we consider replacing every vertex by a planar gadget with bounded degree. Another is to expand the planar network to non-planar. It means searching for ways to transform general graphs to planar graphs.

2.1 The gadget for symmetric functions

In a tensor network, a vertex of degree d expresses a function with d variables. There is a planar symmetric structure to deal with symmetric function. The reason that we need to restrict to symmetric functions will be discussed in the last part of the article.

We denote by $F = [f_0, f_1, \dots, f_n]$ a symmetric function on the input x , which is n bits w_1, \dots, w_n . F takes value f_i if x has Hamming weight i .

► **Lemma 1.** *Any symmetric function on n Boolean variables can be realized by a planar symmetric structure with maximum degree $\Delta = 5$ and linear size $O(n)$.*

The Figure 2 give the construction.

The idea of the left part is to calculate the binary expression of $\text{Hw}(x)$. The vertex-functions in the left part are all simple addition operations. We let the horizontal edge represent the lower bit of the addition result. The structure accepts the binary bit form of x , then adds every two bits. For the result, the most significant bit is sent up and joined the higher level addition. The least significant bit is sent to the horizontal adjacent vertex as its input. After $\log n$ levels, the left-part can get the binary output $\text{Hw}(x)$ (where the length $|\text{Hw}(x)| = \log_2 n + 1$).

23:4 The Complexity of Contracting Planar Tensor Network

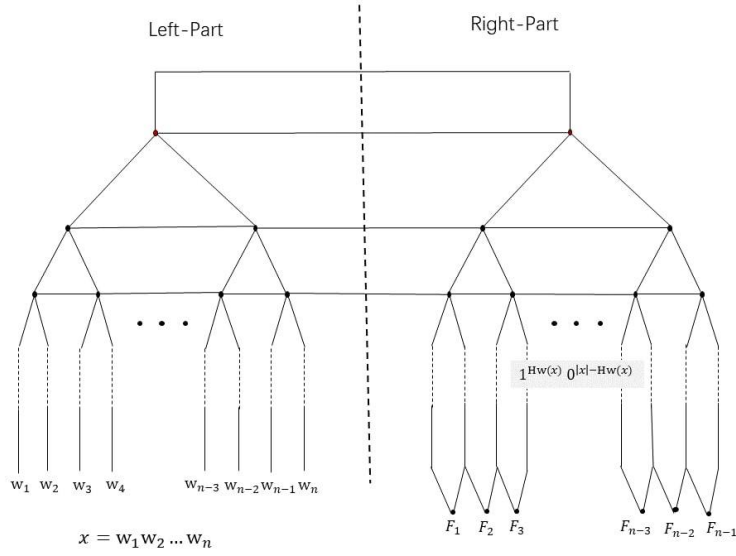


Figure 2 bounded-degree planar structure realizes symmetric functions



(a) the peripheral vertices (b) the interior vertices.

Figure 3 vertices mode in the left-part

The functions in the left-part are two types:

$$A(u, h, I_1, I_2) = \begin{cases} 1 & , \text{if } u = (I_1 + I_2)/2 \text{ \& } h = (I_1 + I_2) \bmod 2 \\ 0 & , \text{else} \end{cases} \quad (1)$$

$$B(u, h_1, h_2, I_1, I_2) = \begin{cases} 1 & , \text{if } u = (I_1 + I_2 + h_1)/2 \text{ \& } h_2 = (I_1 + I_2 + h_1) \bmod 2 \\ 0 & , \text{else} \end{cases} \quad (2)$$

The right-part use the $\log n + 1$ bits to recover a string $1^{Hw(x)}0^{n-Hw(x)}$. The string is used to calculate the symmetric function value. It is obvious that in the top vertex, u and h cannot be 1 at the same time.

In the right part, the functions are a little different from the left part. They have arity 4 or 5 and will be placed on vertices of degree 4 or 5 respectively. They are given as:

$$C(u, h, o_1, o_2) = \begin{cases} 1 & , \text{if } o_1 = u + h \text{ \& } o_2 = u \\ 0 & , \text{else} \end{cases} \quad (3)$$



(a) the peripheral vertices

(b) the interior vertices.

■ **Figure 4** vertices mode in the right-part

$$D(u, h_1, h_2, o_1, o_2) = \begin{cases} 1 & \text{,if } u = 1 \ \& \ o_1 = o_2 = 1 \ \& \ h_2 = h_1 \\ 1 & \text{,if } u = 0 \ \& \ o_1 = h_1 \ \& \ o_2 = h_2 = 0 \\ 0 & \text{,else} \end{cases} \quad (4)$$

Finally, it gets a sequential string $1^{\text{Hw}(x)}0^{|x|-\text{Hw}(x)}$. Based on it, the “gadget” can calculate the symmetric function $F = [f_0, f_1, \dots, f_i, \dots, f_n]$ by using more $|n| - 1$ vertices, and the functions attach to these are $F_1, F_2, \dots, F_i, \dots, F_{n-1}$. They all have degree 2.

$$\begin{cases} F_1(00) = f_0 \\ F_1(10) = f_1 \\ F_1(11) = F_1(01) = 1 \end{cases} \quad (5)$$

$$\begin{cases} F_i(00) = F_i(11) = F_i(01) = 1 \\ F_i(10) = f_i \end{cases} \quad (6)$$

$$\begin{cases} F_{n-1}(11) = f_n \\ F_{n-1}(10) = f_{n-1} \\ F_{n-1}(00) = F_{n-1}(01) = 1 \end{cases} \quad (7)$$

The planar “gadget” can realize a general symmetric function. For n bits input, the “gadget” has $2(n + \frac{n}{2} + \frac{n}{4} + \dots + 1) + n - 1 = O(n)$ vertices, and their degrees are no more than 5.

So there is a corollary droved from Lemma 1.


► **Corollary 2.** *A d degree vertex, which is attached with a Boolean symmetric function with d input, can be replaced by a gadget of size $O(d)$ with maximum degree 5.*

2.2 The planar gadget for the crossing

It is well-known that crossing is the critical factor that distinguishes planar from non-planar graphs. We consider replacing every crossing by a planar gadget, so that our algorithm can be applied to general graphs as well. The gadget is important in the lower bounded analysis.

► **Corollary 3.** *A crossing is equal to a constant size planar gadget which consists of $=_3, =_4$ and XOR functions.*

23:6 The Complexity of Contracting Planar Tensor Network



■ **Figure 5** a crossing and its equivalent planar gadget

The functions f_1, \dots, f_9 are defined as follows. They are all symmetric functions. f_1, f_3, f_7, f_9 are 3-ary equality functions, f_5 is a 4-ary equality function, and f_2, f_4, f_6, f_8 are XOR functions of arity 3, we called XOR_3 in this article.

$$f_1 = f_3 = f_7 = f_9 = [1, 0, 0, 1] \quad (8)$$

$$XOR_3 = f_2 = f_4 = f_6 = f_8 = [0, 1, 0, 1] \quad (9)$$

$$f_5 = [1, 0, 0, 0, 1] \quad (10)$$

It is easy to verify that the gadget is can be used to replace a crossing. We can consider the two possible assignments to the 4 incident edges to the center vertex given the 4-ary equality function f_5 . If the 4 incident edges are assigned 1, then we can effectively remove f_5 and the 4 incident edges, and f_2, f_4, f_6, f_8 effectively become binary equality functions. This corresponds to the case where two crossing edges have the same value. If the 4 incident edges are assigned 0, then we can again effectively remove f_5 and the 4 incident edges, but in this case f_2, f_4, f_6, f_8 effectively become binary dis-equality functions. This corresponds to the case where two crossing edges have the opposite values. Thus the gadget realizes a crossing of two edges. Although the crossing is not symmetric, the gadget is rotationally symmetric and has bounded degree.

In the section 3.2.1, we apply this gadget in a tensor network with functions $OR_{d, =k, \neq 2}$ (d are integer). To decrease the number of function classes in the final planar graph, we consider using $OR_{d, =k, \neq 3}$ to realize XOR_3 ($\neq 3 = [0, 1, 1, 0]$).

► **Corollary 4.** XOR_3 can be implemented by $OR_{2, =4, \neq 3}$ and $\neq 2$.

We introduce a new function as a intermediate function, which is symbol as $\boxed{2}_3$. $\boxed{2}_3$ has three variables and is equal to 1 only if two variables are 1 and one variable is 0.

$$\boxed{2}_3 = [0, 0, 1, 0] \quad (11)$$

The chapter 2 in [6] introduce using three $\boxed{2}_3$ to implement the parity function $([1, 0, 1, 0])$. We use this to realize XOR_3 by adding three $\neq 2$, showed in Figure 6(a). $\boxed{2}_3$ is also can be realized by functions $OR_{2, =4, \neq 3}$, showed in Figure 6(b).

The functions, used in the Figure 6, are all symmetric. We can only consider the number of 1. In (a), If input bits have even number 1, there must be a conflict in the triangle, so

(a) implementing XOR_3 (b) implementing $\boxed{2}_3$

■ Figure 6

at least one $\boxed{2}_3$ can not be satisfied. If 1 number is odd, there are only unique assignment about the edges in the triangle.

In figure 6(b), the function \neq_3 decides the input bits are neither all 1 nor all 0. When the inputs are one 1 and two 0, an OR_2 can not be satisfied. So the gadget only accept one 0 and two 1, which is equal to $\boxed{2}_3$.

► **Lemma 5.** *A crossing is equal to a constant size planar gadget which consists of $=_3, OR_2$ and \neq_3 functions.*

Proof. From corollary 3 and 4, we can use $=_3, =_4, OR_2, \neq_2$ and \neq_3 to construct a planar gadget to simulate a crossing. It is trivial that two $=_3$ can implement a $=_4$ with sharing a edge, and \neq_2 can be realized by \neq_3 and $=_3$, with sharing two edges. So the gadget in corollary 3 can be transfer to another planar gadget with only three classes of functions, $=_3, OR_2$ and \neq_3 . ◀

3 Complexity of contracting tensor networks

There are the analysis of the algorithm to contract a planar tensor network with N vertices, in which the functions are all symmetric. By the two gadgets, the upper bound is enhanced to $\exp(O(\sqrt{N}))$ based on the reference [11], and the lower bound is $\exp(\Omega(\sqrt{N}))$ unless #ETH failed.

3.1 The upper bound

From the paper [11] we get a fast contracting algorithm for planar tensor network, and there is the main theorem of the algorithm.

► **Theorem 6.** *Let \mathcal{T}_N be a planar tensor network of N tensors with maximum rank upper bounded by a constant Δ and maximum dimension of a single index upper bounded by a constant D . Then \mathcal{T}_N can be fully contracted in time $O(D^{2(\Delta N)^{1/2} + \log D^{\Delta N}}) + O(\Delta N)$.*

If the tensors in \mathcal{T}_N are all Boolean symmetric functions, We use the gadget (introduced in sec2.1) to \mathcal{T}_N before inputing it to the algorithm. Then we can get a new planar tensor network \mathcal{T}'_N with $O(N)$ vertices and maximum degree 5. For \mathcal{T}'_N , the algorithm would halt in $\exp(O(\sqrt{N}))$ time.

So there is a corollary droved from Theorem 3.

► **Corollary 7.** *Let \mathcal{T}_N be a planar tensor network of N tensors. The tensors all are Boolean symmetric functions. Then \mathcal{T}_N can be fully contracted in time $\exp(O(\sqrt{N}))$.*

The corollary tells the upper bound of contracting a class of tensor networks is $\exp(O(\sqrt{N}))$.

3.2 The lower bound

Is there a matching lower bound? We consider use the #ETH (counting exponential time hypothesis), which is generally assumed in discussing the lower bound. The #ETH is about the #3-SAT problems, and its robustness tell us that sparse #d-SAT, with n variables, can not be solved in $\exp(O(n))$ time. We can reduce a sparse #d-SAT problem to a $O(n^2)$ -size planar tensor with bounded degree. Thus, we get that the lower bound is $\exp(\Omega(\sqrt{n}))$ unless #ETH failed.

3.2.1 reducing under #ETH

The exponential time hypothesis (ETH) is an unproven computational hardness assumption that was formulated by Impagliazzo & Paturi [9]. The hypothesis states that 3-SAT (or any of several, but not all, NP-complete problems) cannot be solved in sub-exponential time in the worst case. ETH is a hypothesis about the decision problems, and its counting version is put up in 2010.

▷ **Hypothesis 1 (#ETH [7]).** There is a constant $c > 0$, such that no deterministic algorithm can compute #3-SAT, with n variables, in time $\exp(c \cdot n)$.

When we want to use ETH, an important tool is the sparsification lemma. The Sparsification lemma has been proved in 1999 firstly by [10], which states that a general d-CNF formula can be divided into sparse d-CNF formulas. Call an instance of k-CNF sparse if it has $m = O(n)$ clauses, where n is the number of variables. The #Sparsification Lemma is used to help prove the #ETH robustness in [7].

► **Lemma 8 (#Sparsification Lemma [7, 10, 13]).** *Let $d \geq 2$. There exists a computable function $f: \mathbb{N}^2 \rightarrow \mathbb{N}$ such that for every $k \in \mathbb{N}$ and every d-CNF formula γ with n variables, we can find a formula*

$$\beta = \bigvee_{i \in [t]} \gamma_i \tag{12}$$

such that:

- (1) β is equivalent to γ ,
- (2) $\text{sat}(\gamma) = \bigcup_i \text{sat}(\gamma_i)$
- (3) $t \leq 2^{n/k}$ and
- (3) each γ_i is a sub-formula of γ in which which variable occurs at most $f(d, k)$ times. Furthermore, β can be computed from γ and k in time $t \cdot \text{poly}(n)$.

There is the theorem about sparse #d-SAT.

► **Theorem 9 ([7]).** *For all $d \geq 3$, #ETH holds if and only if sparse #d-SAT requires time $\exp(\Omega(n))$.*

For a sparse d-SAT formula $\Phi = C_1 \wedge C_2 \wedge \dots \wedge C_m$, which is defined on x_1, x_2, \dots, x_n , the crossing gadget in Section 2.2 can help us construct a planar tensor network. There is a $O(n)$ size tensor network $G(V, E)$ to represent Φ , showed in Figure 6.

A variable x_i in Φ is represented by a symmetric gadget, in which the vertices are attached with functions “ $=_{a+1}$ ”, “ $=_{b+1}$ ”, and “ \neq ”. a is the times x_i appeared and b is the times $\neg x_i$ appeared. A clause is expressed by a d degree vertex v_{C_j} , attached with OR function. There is $(v_{x_i}, v_{C_j}) \in E$ if x_i appears in the clause C_j . It is easily calculated that the value of G is the number of the satisfying assignments of Φ .

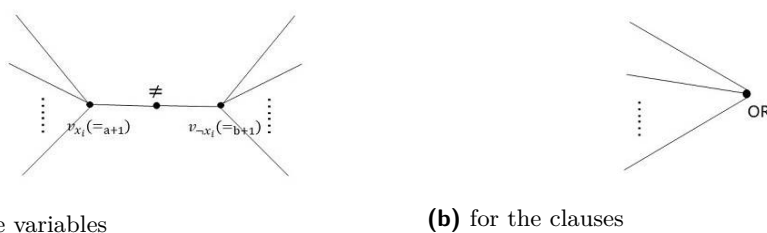


Figure 7 The components of G

In the tensor network G , the degree of v_{x_i} and v_{-x_i} is no more than a constant because Φ is sparse, and v_{C_j} is d degree. The number of vertices is $|V| = 2n + m = O(n)$ and the edge number $|E|$ is $n + 2cn + dm = O(n)$. Hence, there are at most $C_{|E|}^2 = O(n^2)$ crossing. By Lemma 5, G can be modified to a planar $G'(V', E')$, in which $|V'| = |V| + c \cdot O(n^2) = O(n^2)$, by replacing every crossing with constant size gadget, which consists of functions $OR_{2,=3}$ and \neq_3 . Thus, a sparse $\#d$ -SAT problem can be computed by a $O(n^2)$ -size planar tensor network, and all the functions in it belongs to $\{OR_{d,=k}, \neq_2, \neq_3\}$. The construction needs $poly(n^2)$ time.

We introduce the symbol $\#Pl - \{f_1, f_2, \dots\}$ to represent the computation problem of a class of planar tensor networks, in which any network consists of only the functions in $\{f_1, f_2, \dots\}$. So G' belongs to $\#Pl - \{OR_{d,=k}, \neq_2, \neq_3\}$ (d, k are integers). As we talking about at the proof of Lemma 5, one \neq_2 can be implemented by one \neq_3 and one $=_3$. Then we can get $G' \in \#Pl - \{OR_{d,=k}, \neq_3\}$.

It's trivial that $=_k$ can be realized by $k - 2$ size gadget, in which only the function $=_3$. According to the property of G , there are added $O(m) = O(n) =_3$ after we replace every $=_k$ by gadget, and the operation can be completed in polynomial time. So G' is still $O(n^2)$ size.

Theorem 10. *There is no algorithm to solve $\#Pl - \{OR_{d,=k}, \neq_3\}$ in $exp(O(\sqrt{n}))$ time, unless $\#ETH$ failed*

Proof. If there is a $exp(O(\sqrt{n}))$ algorithm, then the sparse $\#d$ -SAT can be solved in time $exp(O(n))$. It breaks the $\#ETH$. ◀

The theorem 7 states the lower bound of calculating the planar tensor networks belong to $\#Pl - \{OR_{d,=k}, \neq_3\}$, is $exp(\Omega(\sqrt{n}))$, which matches the upper bound.

4 Conclusion

Before the summary, a supplement for section 3.1 is presented, that is why the gadget discussion is restricted to symmetric constraint function. This is because there are 2^{2^m} many boolean function. If we want to build a $O(m)$ planar bounded d -degree graph to represent they, such graphs are only $2^{2^d \cdot O(m)}$ many, which is smaller than 2^{2^m} , but the amount is more than the symmetric functions.

In this article, we improve a algorithm of contracting planar tensor network and focus on the complexity about evaluating a class of planar tensor network. We give two graph transformations to obtain the upper bound and the matching lower bound. There are still many open problems like expanding the domain of the functions, or thinking about whether there are other general tensor networks can be solved in $exp(\sqrt{N})$ time.

References

- 1 Jacob C Bridgeman and Christopher T Chubb. Hand-waving and interpretive dance: an introductory course on tensor networks. *Journal of Physics A Mathematical & Theoretical*, 50(22):223001, 2016.
- 2 Jin Yi Cai and Zhiguo Fu. Holographic algorithm with matchgates is universal for planar $\#\text{csp}$ over boolean domain. In *Acm Sigact Symposium on Theory of Computing*, 2017.
- 3 Jin-Yi Cai and Artem Govorov. Perfect matchings, rank of connection tensors and graph homomorphisms. In *Proceedings of the Thirtieth Annual ACM-SIAM Symposium on Discrete Algorithms*, pages 476–495. Society for Industrial and Applied Mathematics, 2019.
- 4 Jin Yi Cai, Heng Guo, and Tyson Williams. Holant problems. *Encyclopedia of Algorithms*, 2016.
- 5 Jin Yi Cai, Pinyan Lu, and Mingji Xia. Holant problems and counting csp. In *Acm Symposium on Theory of Computing*, 2009.
- 6 Matthew M Cook. *Networks of relations*. PhD thesis, California Institute of Technology, 2005.
- 7 Holger Dell, Thore Husfeldt, and Martin Wahlén. Exponential time complexity of the permanent and the tutte polynomial. In *International Colloquium Conference on Automata*, 2010.
- 8 Michael Freedman, László Lovász, and Alexander Schrijver. Reflection positivity, rank connectivity, and homomorphism of graphs. *Journal of the American Mathematical Society*, 20(1):37–51, 2007.
- 9 Russel Impagliazzo and Ramamohan Paturi. The complexity of k-sat. In *Fourteenth IEEE Conference on Computational Complexity*, 1999.
- 10 Russell Impagliazzo, Ramamohan Paturi, and Francis Zane. *Which Problems Have Strongly Exponential Complexity?* IEEE, 2001.
- 11 Stefanos Kourtis, Claudio Chamon, Eduardo R. Mucciolo, and Andrei E. Ruckenstein. Fast counting with tensor networks. *SciPost Phys.*, 7:60, 2019. URL: <https://scipost.org/10.21468/SciPostPhys.7.5.060>, doi:10.21468/SciPostPhys.7.5.060.
- 12 Richard J Lipton and Robert E Tarjan. A separator theorem for planar graphs. *Siam Journal on Applied Mathematics*, 36(2):177–189, 1979.
- 13 Thomas Schwentick. *Parameterized complexity theory*. Springer Berlin Heidelberg, 2006.