

The side effect profile of Clozapine in real world data of three large mental hospitals

Ehtesham Iqbal^{1*}, Risha Govind¹, Alvin Romero³, Olubanke Dzahini², Matthew Broadbent⁴, Robert Stewart^{4,5}, Tanya Smith^{8,9}, Chi-Hun Kim¹⁰, Nomi Werbeloff^{11,12}, Richard J.B. Dobson^{1,4,6,7}, Zina M. Ibrahim^{1,4,6,7*}

1 The Department of Biostatistics and Health Informatics, Institute of Psychiatry, Psychology and Neuroscience, King's College London, De Crespigny Park, London, United Kingdom, **2** Pharmacy Department, South London and Maudsley NHS Foundation Trust, London, United Kingdom, **3** SLAM BioResource for Mental Health, South London and Maudsley NHS Foundation Trust and King's College London, London, United Kingdom, **4** NIHR Biomedical Research Centre for Mental Health, South London and Maudsley NHS Foundation, London, United Kingdom, Biomedical Research Unit for Dementia, South London and Maudsley NHS Foundation, London, United Kingdom, **5** Department of Health Service & Population Research, Institute of Psychiatry, Psychology and Neuroscience, King's College London, London, United Kingdom, **6** the Farr Institute of Health Informatics Research, UCL Institute of Health Informatics, University College London, London, United Kingdom, **7** NIHR Biomedical Research Centre, University College London Hospitals, London, United Kingdom, **8** Oxford Health NHS Foundation Trust, Oxford, United Kingdom **9** NIHR Oxford Health Biomedical Research Centre, University of Oxford and Oxford Health NHS Foundation Trust, Oxford, United Kingdom **10** Department of Psychiatry, University of Oxford, Oxford, United Kingdom **11** UCL Division of Psychiatry, University College London, London, United Kingdom, **12** Camden and Islington, NHS Foundation Trust, London, United Kingdom

Contact Details:

Ehtesham Iqbal:	ehtesham.iqbal@kcl.ac.uk, +44(0) 207 848 0872
Risha Govind:	risha.govind@kcl.ac.uk
Alvin Romero:	alvinraymund.romero@SLAM.nhs.uk, +44(0) 207 848 0573
Olubanke Dzahini:	Olubanke.Dzahini@SLAM.nhs.uk +44(0)203 228 2337
Matthew Broadbent:	matthew.broadbent@kcl.ac.uk, +44(0)203 228 8888
Tanya Smith	tanya.smith@oxfordhealth.nhs.uk, ++44(0)1865 902434
Chi-Hun Kim	chi-hun.kim@psych.ox.ac.uk
Nomi Werbeloff	nomi.werbeloff@Candi.nhs.uk, +44 (0)20 3317 7619
James MacCabe	james.maccabe@kcl.ac.uk, +44 (0)20 7848 0757
Robert Stewart:	robert.stewart@kcl.ac.uk, +44 (0)20 7848 0240
Richard J.B. Dobson:	richard.j.dobson@kcl.ac.uk, +44(0) 207 848 0473
Zina M. Ibrahim:	zina.ibrahim@kcl.ac.uk, +44(0) 207 848 5317

*Corresponding Author

E-mail: Ehtesham.iqbal@kcl.ac.uk (EI)

E-mail: zina.ibrahim@kcl.ac.uk (ZI)

Abstract

Objective: Mining the data contained within Electronic Health Records (EHRs) can potentially generate a greater understanding of medication effects in the real world, complementing what we know from Randomised control trials (RCTs). We Propose a text mining approach to detect adverse events and medication episodes from the clinical text to enhance our understanding of adverse effects related to Clozapine, the most effective antipsychotic drug for the management of treatment-resistant schizophrenia, but underutilised due to concerns over its side effects.

Material and Methods: We used data from de-identified EHRs of three mental health trusts in the UK (>50 million documents, over 500,000 patients, 2835 of which were prescribed Clozapine). We explored the prevalence of 33 adverse effects by age, gender, ethnicity, smoking status and admission type three months before and after the patients started Clozapine treatment. We compared the prevalence of adverse effects with those reported in the Side Effects Resource (SIDER) where possible.

Results: Sedation, fatigue, agitation, dizziness, hypersalivation, weight gain, tachycardia, headache, constipation and confusion were amongst the highest recorded Clozapine adverse effect in the three months following the start of treatment. Higher percentages of all adverse effects were found in the first month of Clozapine therapy. Using a significance level of ($p < 0.05$) out chi-square tests show a significant association between most of the ADRs in smoking status and hospital admissions and some in gender and age groups. Further, the data was combined from three trusts, and chi-square tests were applied to estimate the average effect of ADRs in each monthly interval.

Conclusion: A better understanding of how the drug works in the real world can complement clinical trials and precision medicine.

Introduction

Adverse Drugs Reactions (ADRs) are troublesome, potentially life-threatening, and associated with more extended hospital stays. Improving our ability to detect these unwanted effects can lead to a greater understanding of individual risks and better patient management, which would help reduce the burden on healthcare providers (1-3). Clinical trials provide the first insight into ADR profiles before a drug is available to the public. Once the drug is on the market, new ADRs and medication errors are spontaneously reported by physicians and pharmacists through a number of schemes (e.g. the YellowCard scheme used by the UK Medicine Health Regulatory Agency, MHRA, and the Food and Drug Administration (FDA) Adverse Event Reporting System (FAERS) in the US (4)). However, these spontaneous reporting systems have limitations. There can be under-reporting of observed ADRs, as well as no reporting of ADRs that are perceived as non-serious. It is possible that many novel ADRs are never entered into the system because it is challenging to establish a causal link between the drug and adverse events. The data collected in Electronic Health Records (EHRs) as part of routine care may provide additional insight into adverse events in real-world settings as well as potentially identifying new positive indications of drugs (5).

Clozapine is a typical, also known as second-generation, antipsychotic drug. It is widely recognised as the gold standard in the treatment of schizophrenia and the most effective antipsychotic drug in the management of treatment-resistant schizophrenia (6, 7). Nevertheless, Clozapine is an underutilised medication (8) with only 54% of all eligible patients being prescribed Clozapine in the UK (9). One of the primary reasons for its limited use is the concern over its side effects, some of which are potentially fatal and require

frequent monitoring (10). Two common side effects associated with Clozapine are weight gain and hypoglycaemia, which together can lead to type II diabetes (11, 12). Others include abdominal pain, agitation, akathisia, amnesia, blurred vision, confusion, constipation, convulsions, delirium, delusion, diarrhoea, dizziness, dry mouth, enuresis, fatigue, fever, headache, heartburn, hallucination, hyperkinesia, hypersalivation, hypertension, hypotension, insomnia, nausea, rash, restlessness, seizures, sleeplessness, sweating, syncope, tachycardia, tremor, vomiting and decrease in White blood cells (WBC) (13-16). These side effects can be dose-related (17, 18). A more acute side effect is agranulocytosis, a severe and dangerous lowered WBC count. Therefore, as soon as the patient starts taking Clozapine, blood monitoring begins to determine whether or not the patient is at risk of agranulocytosis (10, 19-21). Other severe but rare side effects include myocarditis, neutropenia, cardiomyopathy, Creatinine Phosphokinase (CPK) increase, hepatic necrosis and Steven Johnson Syndrome (SJS) (22).

Several studies have reported Clozapine-induced ADRs, but those are generally limited by the duration of the study (6 weeks to 2 years), cohort size (31 to 110 patients) and the number of the ADRs discussed (1 to 18) (23-28). Limited work has been done to characterise a large population of patients experiencing Clozapine-induced ADRs.

Little work has been done to understand the relationship between age and Clozapine-induced ADRs. The literature suggests that there is a positive relationship between age and Clozapine-induced ADRs such as weight gain and cardiovascular risks, mainly myocarditis and cardiomyopathy (29, 30). In young patients, several short-term and long-term studies have reported Clozapine-induced ADRs in different hospital settings. However, those only cover a single or a few ADRs at a time, rather than a range of ADRs (31-39).

Schizophrenia patients are more likely to be smoker as compared to patients with other psychiatric disorders (40). They are more likely to be heavy smokers (25 or more cigarettes daily) compared with only 11% of the general population of smokers (41, 42). The chemicals in cigarette smoke induce enzymes that accelerate the metabolism of antipsychotic drugs (43, 44), requiring a higher dosage of Clozapine in smokers compared to non-smokers. There is no study showing comprehensive profiling of Clozapine-induced ADRs in the smoker vs non-smoker patient populations.

Males and Females exhibit different responses to drug treatment (45, 46). Studies suggest that women are at a higher risk of ADRs than men, and ADR-related hospital admissions are more common in females and older patients (47, 48). Some studies suggest that weight gain, hypertension, dyslipidemia and other metabolic syndromes are more prevalent in female Clozapine patients, whereas cardiac-related ADRs such as arrhythmia, QT prolongation are more prevalent in males (49, 50).

Although often ignored, ethnicity plays a significant role in response to psychotropic medication (51, 52). Studies suggest Clozapine is used much less in the black population compared to any other ethnicity due to the lower normal range of WBC count (52, 53). Clozapine is also known to cause Type II diabetes in the black and Asian population (12, 54, 55).

In this paper, we demonstrate the use of the ADEPt pipeline to detect adverse events and medication episodes from the clinical text to enhance the understanding of adverse effects related to Clozapine. We also characterise the population experiencing ADRs with Clozapine and compares the results with the Side Effects Resource (SIDER) (56), complementing what is already known about demographics, smoking status and hospital admissions, and to find out how different subgroups are most likely to experience ADRs when administered Clozapine.

Material and Methods

Data Sources

We obtained data from the Clinical Record Interactive Search (CRIS) system, a de-identified version of the EHR of three large mental health National Health Services (NHS) Foundation Trusts in the UK, made available for research through a patient-led model of governance and oversight (57): i) the South London and Maudsley (SLAM) NHS Foundation Trust is one of the largest mental health care providers in Europe serving a population over 1.4 million residents in four major hospitals London (58), ii) the Camden and Islington (C&I) NHS Foundation Trust provides mental health services in North London (59, 60) and iii) Oxford Health NHS Foundation Trust, which covers a geographic catchment area containing 1.9 million UK residents (61). Both SLAM and C&I represent large, mixed, multicultural areas of London, UK.

SLAM data came from patients who received care from January 2007 to December 2016; Camden & Islington data came from patients who received care from June 2009 to December 2015, and Oxford data came from patients who received care from January 2010 to December 2014.

The combined data of the three trusts comprises over 500,000 patient records and over 50 million documents. We used both the unstructured and structured data within the EHRs to identify periods of on-off Clozapine medication, and then to identify subsequent Clozapine-induced ADRs.

Mining medication start and stop dates

Using the General Architecture for Text Engineering (GATE) medication Natural Language Processing (NLP) application (58), a Natural Language processing system that has been repeatedly used in drug-related studies (58, 62, 63), we developed an algorithm to infer periods of 'on-treatment' medication episodes.

We created a drug dictionary using 260 drugs commonly used in the psychiatric hospitals for Mental, Behavioural and Neurodevelopmental Disorders. The drug dictionary consists of 11 drug categories: Antidepressants, Antidiabetics, Antiepileptics, Antihypertensives, Antipsychotics, Anti-Dementia, Hypnotics & Anxiolytics, Lipid Regulatory, Mood Stabilizers, Non-Steroidal Anti-Inflammatory and Anti-Parkinson. We used the British National Formulary (BNF) and electronic Medicines Compendium (eMC) (64, 65) to generate a robust list of all available brand names. In order to increase coverage, we included brand names that have been discontinued, as these may be present in the clinical notes. The algorithm has been previously used in a dementia study to identify trajectories of cognitive decline in the SLAM EHR (66).

A functional representation of the medication episodes algorithm is shown in Figure 1. The algorithm works in two stages. In the first stage, it maps all brand names onto the generic names of the drugs by combining the information from the drug. In the second stage, the algorithm sorts the records by date and measures the length of the interval between consecutive dates. These dates include prescription dates and positive mentions of a drug in the clinical notes, indicating that a patient is taking/continuing a particular drug. We extracted dated positive mentions of medications using a specialised GATE NLP application (58, 62, 63).

We set the threshold for determining a medication episode between two consecutive prescribing dates to 42 days (6 weeks). Although the common practice for prescribing psychotropic drugs is 28 days (4 weeks), they can be prescribed for 42 days based on patient availability. If the gap between two consecutive dates is less than 42 days (6 weeks), the algorithm searches for the next date until it finds the date where the difference between

two dates is greater than 42 days, or no data point is available. In each episode, the algorithm counts the number of data points it used to conclude an episode. Once the difference between two dates is over 42 days, the algorithm concludes the episode using the last available date, and subsequently starts a new episode. The duration threshold can be changed according to the prescribing practices associated with the medication being studied.

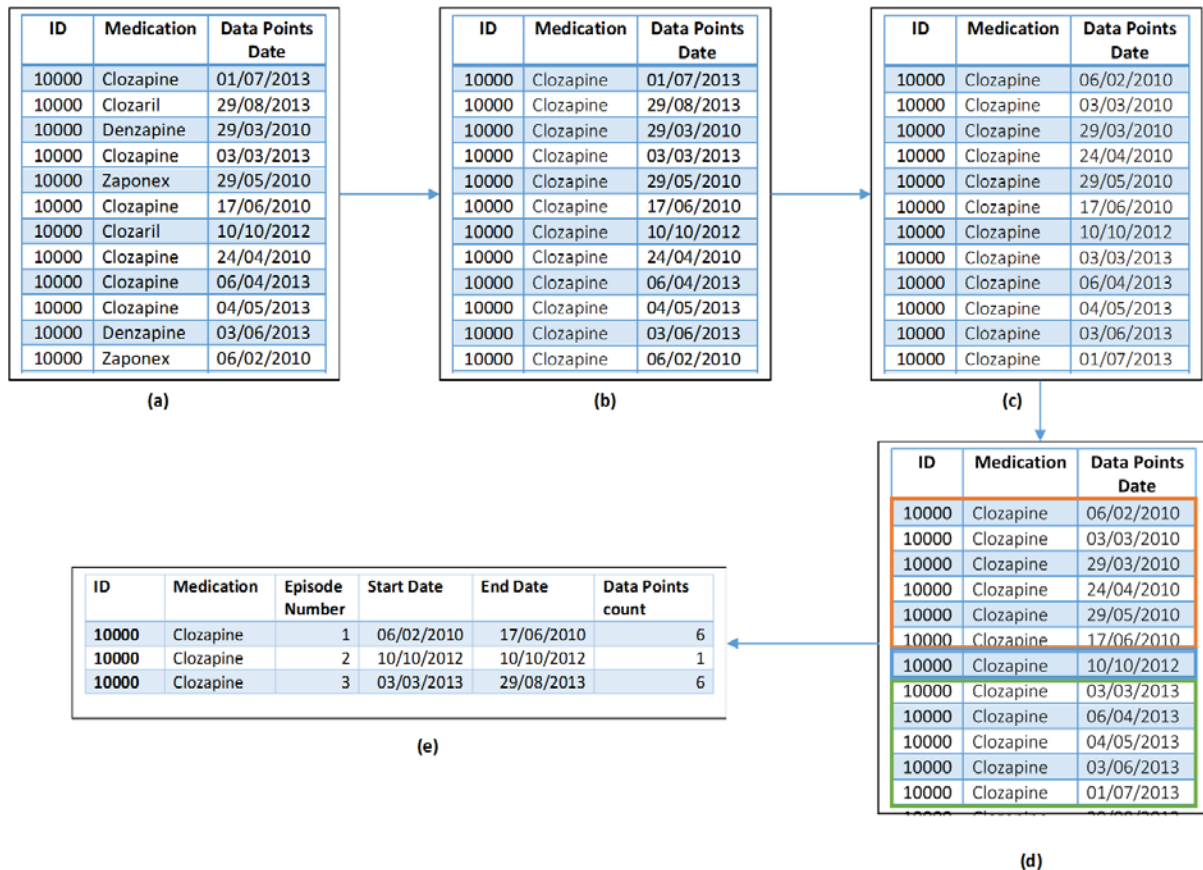


Figure 1: The medication start and stop dates algorithm (a) The algorithm retrieves the drug names and prescription dates for a single patient, (b) brand names are converted into generic names, (c) data is sorted into prescription chronological order, (d) the algorithm identifies an episode by measuring the distance between consecutive prescription dates, (e) medication episodes are created with a clear start and stop dates.

Mining Adverse Events from clinical text

We used our Adverse Drug Event annotation Pipeline ADEPt (67) to mine ADEs from the free-text data. We applied the pipeline to extract 66 ADEs on the Oxford data and 110 ADEs from the SLAM and C&I data (more recent work used a larger ADE dictionary).

Associations between Medications & ADRs: Formulating an ADR Timeline

We set out to uncover associations between medication episodes and adverse events by combining the medication timeline with the adverse events mined by the ADEPt pipeline (See Figure 2 for a graphical representation). This is done in a number of steps: First, multiple discussions of an ADE on any one day are collapsed into a single event. The algorithm also filters out negative mentions. The ADR algorithm then queries the medication

timeline to identify drugs that the patient was taking at the time of an adverse event and then creates an ADR event.




Figure 2: Figure illustrating an ADR timeline for a mock patient over 12 months. The drugs taken over this period are on the y-axis, and all the adverse events are shown on the x-axis. The vertical dotted lined denote the drugs the patient was on during the ADR.

Statistical analysis

The study used the chi-square statistical method with Bonferroni correction to quantify the significance of ADR associations in relation to gender, ethnic background, age, and smoking and hospital status. The data taken into account was based on a monthly interval after starting the drug clozapine. R programming language version 3.2.4 was used to conduct statistical analysis.

Clozapine cohort and associated variables

Once periods of prescribing and associated possible ADRs have been identified, the prevalence of ADEs across different subpopulations within the EHR was explored. As such, age, gender, ethnicity, smoking status, hospital admissions (inpatient/outpatient) were extracted for each patient in each Trust, where data was available. Although efforts were taken to replicate the study in all three NHS Trusts, the identification and extraction of age groups, smoking status and inpatient/outpatient status in Oxford NHS Trust data was not successful.

We retrieved the date of birth, gender, ethnicity, smoking status, hospital admission and diagnosis from CRIS. A patient's age was calculated using the date the patients started Clozapine and was further divided into eight distinct categories. Gender and ethnicity were derived from the latest entry recorded in each NHS trust. The ethnicity was divided into four major groups, white, black, Asians and others. Smoking status was calculated six months

before and after the date that the patient started Clozapine. Hospital admission status was measured by looking into the patient admission and discharge data. If the patient started the Clozapine during their hospital admission, we classified them as an inpatient.

We established six categories of diagnoses according to using ICD-10 codes. Three of these categories came from Serious Mental Illness (SMI), Schizophrenia (ICD-10: F20-F29) excluding (ICD-10: F25), Schizoaffective (ICD-10: F25) and Bipolar (ICD-10: F31). The other three categories were any mental, behavioural and neurodevelopmental disorders (ICD-10: F01-F99) excluding SMI patients, any other diagnosis and diagnosis not available. We collected diagnoses six months before and after the first prescription of Clozapine. Where we were unable to identify records of diagnosis during a year period, we increased the time span until a diagnosis was established for a patient. We compared our results to SIDER where possible, to understand the prevalence of Clozapine-related ADRs in the real-world EHR data we have collected.

Cohort	SLAM	Camden & Islington	Oxford	Total
Size	1760	561	514	2835
Gender				
Male	1167 66.3%	357 63.6%	342 66.5%	1866
Female	593 33.7%	204 36.3%	172 33.4%	969
Ethnic Background				
White	821 46%	347 62%	426 83%	1594
Black	704 40%	120 21.39%	20 4%	844
Asian	93 5.3%	41 7.31%	41 8%	175
Other	142 8%	53 9.45%	27 5.25%	222
Age Group				
Under 21	57 3.2%		12 2.33%	69
21-30	422 24%	27 4.81%	96 18.68%	545
31-40	488 28%	141 25.13%	155 30.16%	784
41-50	479 27%	168 30%	126 24.51%	773
51-60	233 13%	135 24%	98 19%	466
61-70	62 3.5%	67 12%	22 4.28%	151
71-80	18 1%	21 3.74%	4 0.78%	43
Above 80	1 0.06%	2 0.35%	1 0.19%	4
Smoking Status				
Smoker	1039 59%	360 64%		1399
Non-Smoker	721 41%	201 36%		922

Hospital Admission				
Inpatient	737 42%	114 20%		851
Outpatient	1023 58%	447 80%		1470
Diagnosis				
Schizophrenia (ICD-10: F20-F29) excluding (ICD-10: F25)	1355 77%	411 73%	356 69%	2122 75%
Schizoaffective (ICD-10: F25)	260 15%	45 8%	61 12%	366 13%
Bipolar (ICD-10: F31)	44 3%	26 5%	11 2%	81 3%
Any mental, behavioural and neurodevelopmental disorders (ICD-10: F01-F99) excluding SMI patients	32 2%	17 3%	11 2%	60 2%
Any other Diagnosis Excluding (ICD-10: F01-F99)	54 2%	42 7%	39 8%	135 5%
Diagnosis Not Available	15 1%	21 4%	36 7%	72 2%

Table 1: Cohort characteristics of the three NHS Trusts, showing a breakdown of gender, ethnic background, age groups, smoking status, hospital admission and diagnosis

Results

We identified 2835 patients who have taken Clozapine for at least three months in three large mental health trusts. Table 1 gives the cohort characteristics of the three trusts with respect to gender, ethnic background, age groups, smoking status, hospital admission and diagnosis.

The ADR algorithm was implemented across the three NHS trusts and was evaluated in SLAM and Camden & Islington to assess its performance in detecting associations between drugs and ADEs; access limitations prohibited evaluation in the Oxford trust. A set of 300 cases were randomly selected from each trust, and manual validation was carried out by two annotators in SLAM and one annotator in C&I reading through the clinical notes according to the following criteria:

- a) The presence of ADE is a true positive.
- b) The associated medication episode annotation was a true positive.

The algorithm achieved a 0.89 Positive Predictive Value (PPV) in SLAM and a 0.87 PPV in C&I. The False Discovery Rate (FDR) was 0.1 in SLAM and 0.12 in C&I.

In SLAM, the level of agreement between the two annotators for drugs and ADEs are given in Table 2 with a percentage representing the agreement and a Cohen's Kappa scores.

	Agreement (%)	Cohen's Kappa Score
ADEs	93%	0.56
Drug	94%	0.55

Table 2: Annotation agreement between two clinical annotators in SLAM.

SIDER contains side effects information from RCTs and systems such as the FAERS (4). As of January 2018, SIDER contained 23 different sources on Clozapine adverse effects such as post-marketing, FDA, labels, Medsafe and Health Canada. Although SIDER collates data from a number of sources, much of its data is from RCTs, which are typically run on small and narrow populations, with little information on how medications work in real-world settings. The study results were compared with SIDER where possible; to understand the prevalence of Clozapine-induced ADRs in the real-world EHR data. These results are summarised in Table 5.2 for 33 ADRs.

The comparison results with SIDER are summarised in Table 3 for 33 ADRs. The results show the percentages (%) of patients by ADRs each trust (SLAM, Camden & Islington and Oxford) and SIDER. The results are stratified into monthly intervals from the initiation of Clozapine treatment, three months prospective and three months retrospective. The columns (Three Months Early, Two Months Early, One Month Early, One Month Later, Two Months Later, and Three Months Later) shows the percentages in each monthly interval. The last two columns (SIDER Low End and SIDER High End) show the SIDER reporting from different clinical trials and FDA studies. The complete results stratified into monthly intervals are provided in the supplementary material for gender, ethnicity, age groups, smoking status and hospital admissions (Supplementary Table S.1).

ADR	Trust	Three Months Early	Two Months Early	One Month Early	One Month Later	Two Months Later	Three Months Later	SIDER Low End	SIDER High End
Agitation	SLAM	17.61	22.10	26.53	46.59	32.56	26.99		
	Camden & Islington	13.37	17.83	18.36	43.14	28.34	21.03		
	Oxford (n=514)	14.59	15.76	16.34	34.24	25.10	20.62		
	SIDER							4.00	
Fatigue	SLAM	12.67	14.83	15.85	43.58	35.80	30.51		
	Camden & Islington	10.34	12.30	13.37	41.18	29.23	26.56		
	Oxford (n=514)	9.73	11.87	12.06	35.21	27.43	26.85		
	SIDER								
Sedation	SLAM	12.67	12.16	14.83	43.86	35.51	29.83		
	Camden & Islington	5.17	9.09	9.09	38.15	26.56	21.93		
	Oxford (n=514)	7.20	8.37	9.34	31.52	21.40	18.48		
	SIDER							25.00	46.00
Dizziness	SLAM	2.78	4.20	4.09	16.59	13.13	11.19		
	Camden & Islington	3.21	3.39	3.74	18.18	13.73	9.09		

	Oxford (n=514)	3.89	4.09	4.47	17.70	13.04	10.12		
	SIDER							12.00	27.00
Hypersalivation	SLAM	1.19	1.48	2.10	14.32	13.24	11.31		
	Camden & Islington	1.07	1.43	0.53	14.26	6.95	7.66		
	Oxford (n=514)	0.97	0.78	1.56	12.65	10.70	5.84		
	SIDER							1.00	48.00
Feeling sick	SLAM	4.66	4.94	6.48	14.32	11.19	9.09		
	Camden & Islington	3.74	3.92	3.03	10.52	7.13	7.66		
	Oxford (n=514)	3.89	5.25	5.06	14.20	9.73	7.20		
	SIDER								
Weight gain	SLAM	3.75	4.43	5.06	15.34	10.91	10.34		
	Camden & Islington	2.50	3.39	1.96	11.76	6.60	6.24		
	Oxford (n=514)	3.50	3.31	3.70	11.28	9.92	7.78		
	SIDER							4.00	56.00
Tachycardia	SLAM	2.27	2.05	2.50	15.40	12.95	9.94		
	Camden & Islington	1.43	1.43	0.89	11.23	8.38	6.95		
	Oxford (n=514)	0.78	1.36	1.56	10.89	10.51	7.59		
	SIDER							11.00	25.00
Confusion	SLAM	4.72	5.51	6.08	13.92	8.47	6.76		
	Camden & Islington	3.57	6.24	5.53	12.66	6.77	5.88		
	Oxford (n=514)	2.53	3.89	3.89	9.92	6.42	5.25		
	SIDER							3.00	
Constipation	SLAM	1.76	1.99	2.16	12.27	11.70	9.49		
	Camden & Islington	1.07	2.50	1.78	11.41	7.13	5.70		
	Oxford (n=514)	0.58	0.97	1.36	10.31	7.78	7.78		
	SIDER							10.00	25.00
Headache	SLAM	4.20	4.55	5.45	12.44	8.18	5.91		
	Camden & Islington	2.32	3.57	4.28	9.27	6.42	4.63		
	Oxford (n=514)	3.89	3.89	4.09	10.89	8.37	7.59		
	SIDER								
Insomnia	SLAM	3.92	4.03	5.17	10.40	6.48	4.03		
	Camden & Islington	3.57	3.39	3.74	8.91	3.39	4.28		
	Oxford (n=514)	5.84	4.86	5.84	8.37	6.81	4.09		
	SIDER							20.00	33.00
Hyperprolactinaemia	SLAM	3.18	3.64	4.20	8.52	5.06	4.15		
	Camden & Islington	1.60	1.78	2.67	8.20	4.10	3.57		
	Oxford (n=514)	3.70	4.09	4.28	8.75	4.47	4.86		
	SIDER								
Shaking	SLAM	3.13	2.95	3.92	9.55	5.40	5.06		
	Camden & Islington	1.78	1.96	3.74	6.06	3.92	2.85		
	Oxford (n=514)	2.92	3.31	3.89	7.78	4.47	4.86		
	SIDER								
Vomiting	SLAM	2.56	2.50	3.01	8.86	6.82	5.00		
	Camden & Islington	2.14	2.50	2.85	6.77	4.99	4.63		

	Oxford (n=514)	1.75	2.72	2.92	7.59	5.25	5.06		
	SIDER							3.00	17.00
Hypertension	SLAM	2.05	2.22	3.13	9.15	5.74	4.60		
	Camden & Islington	0.71	0.71	1.60	7.13	4.63	2.67		
	Oxford (n=514)	1.36	1.36	1.56	5.06	4.28	2.14		
	SIDER							4.00	12.00
Abdominal pain	SLAM	1.88	1.99	2.56	8.01	6.02	4.72		
	Camden & Islington	0.89	0.89	1.60	3.92	3.57	3.39		
	Oxford (n=514)	1.75	1.36	1.75	7.39	4.47	5.64		
	SIDER							4.00	
Convulsion	SLAM	1.36	1.70	1.82	7.05	4.94	4.03		
	Camden & Islington	0.53	0.53	0.36	2.85	2.14	1.07		
	Oxford (n=514)	1.36	1.36	1.56	6.42	3.11	2.72		
	SIDER							3.00	
Backache	SLAM	1.14	1.59	2.44	4.94	3.35	2.73		
	Camden & Islington	1.43	1.25	1.96	5.35	3.03	3.03		
	Oxford (n=514)	1.17	1.17	1.36	5.84	3.89	2.92		
	SIDER							5.00	
Nausea	SLAM	1.14	1.08	1.19	6.08	5.23	3.69		
	Camden & Islington	0.89	1.43	0.36	4.63	3.57	3.57		
	Oxford (n=514)	0.97	0.58	1.36	4.86	3.70	2.92		
	SIDER							3.00	17.00
Hypotension	SLAM	0.51	0.97	0.80	5.00	2.95	2.56		
	Camden & Islington	0.18	0.53	0.18	3.57	2.32	1.78		
	Oxford (n=514)	0.58	0.78	0.78	5.64	3.50	2.92		
	SIDER							9.00	38.00
Fever	SLAM	1.02	1.14	1.65	6.36	4.43	3.13		
	Camden & Islington	0.89	0.89	0.53	3.74	2.67	0.89		
	Oxford (n=514)	0.39	0.78	0.58	3.11	2.72	2.33		
	SIDER							4.00	13.00
Enuresis	SLAM	1.02	0.80	1.25	4.20	3.92	3.24		
	Camden & Islington	0.71	1.07	1.07	4.10	1.43	1.25		
	Oxford (n=514)	1.36	0.58	1.36	4.86	4.47	3.50		
	SIDER								
Dry mouth	SLAM	1.08	1.53	1.65	4.66	3.69	2.33		
	Camden & Islington	1.25	1.25	1.07	3.92	2.14	0.89		
	Oxford (n=514)	1.36	1.36	1.56	3.89	1.36	2.33		
	SIDER							5.00	20.00
Diarrhoea	SLAM	1.08	1.31	1.36	4.72	3.58	2.56		
	Camden & Islington	0.71	1.25	0.18	3.03	3.39	3.03		
	Oxford (n=514)	1.17	0.78	1.36	4.09	3.70	2.53		
	SIDER							2.00	
Rash	SLAM	1.25	1.59	2.05	3.64	2.95	2.27		
	Camden & Islington	1.25	1.25	0.89	4.28	1.96	2.14		

	Oxford (n=514)	0.97	1.17	1.17	3.70	2.33	1.36		
	SIDER								
Dyspepsia	SLAM	0.74	1.08	0.91	3.92	3.13	3.69		
	Camden & Islington	0.36	0.53	0.53	4.10	2.67	2.50		
	Oxford (n=514)	0.19	0.58	0.78	3.50	4.09	3.70		
	SIDER							8.00	14.00
Stomach pain	SLAM	1.93	1.76	1.93	4.94	3.52	3.52		
	Camden & Islington	0.89	1.25	0.89	3.39	2.85	2.14		
	Oxford (n=514)	1.56	0.78	0.78	2.14	0.97	0.97		
	SIDER								
Sweating	SLAM	1.08	0.97	1.36	4.43	4.26	2.84		
	Camden & Islington	0.53	0.53	0.53	2.85	2.14	1.96		
	Oxford (n=514)	1.17	0.97	0.97	2.72	1.36	1.95		
	SIDER							6.00	
Tremor	SLAM	1.48	1.99	2.95	5.51	3.52	3.47		
	Camden & Islington	1.60	1.78	2.14	3.92	1.96	2.14		
	SIDER							6.00	
Neutropenia	SLAM	0.80	0.80	0.74	5.34	2.73	2.61		
	Camden & Islington	0.00	0.18	0.53	1.60	0.89	1.07		
	SIDER								
Akathisia	SLAM	0.80	0.91	0.74	2.67	1.36	0.80		
	Camden & Islington	0.00	0.53	0.00	1.25	1.07	0.53		
	Oxford (n=514)	0.97	0.78	0.97	1.36	1.17	0.97		
	SIDER							3.00	
Blurred vision	SLAM	0.34	0.91	0.63	2.05	1.25	1.02		
	Camden & Islington	0.89	0.53	0.71	1.25	0.36	0.89		
	Oxford (n=514)	0.19	0.39	0.39	1.56	1.56	1.17		
	SIDER							5.00	
Legend		0	10	20	30	40	50		

Table 3: The results are shown in percentages (%) and broken down by ADRs, Trusts (SLAM, Camden & Islington and Oxford) and SIDER. The columns (Three Months Early, Two Months Early, One Month Early, One Month Later, Two Months Later, and Three Months Later) shows the percentages in each monthly interval. The last two columns (SIDER Low End and SIDER High End) shows the SIDER reporting.

The statistical analysis was first carried out separately for each of the mental hospitals. The results are available in (Supplementary Table S.2). The p-value of the test is adjusted through Bonferroni correction. Gender and ethnicity showed no significant association with any ADRs. Age group showed significant association with agitation, fatigue, feeling sick, sedation and tachycardia. In hospital admission, of the 33, 15 ADRs (abdominal pain, agitation, confusion, dizziness, diarrhoea, fatigue, headache, hypersalivation, hypotension, hypertension, insomnia, sedation, tachycardia, tremor and vomiting) were found to have a significant association. Smoking status showed, of the 33, 8 ADRs (abdominal pain, agitation, confusion, dizziness, diarrhoea, fatigue, sedation and tachycardia) were found to have a significant association.

The datasets from the three Trusts were later combined, and chi-square statistical test was performed to estimate the average effect of ADRs in each monthly interval. The combined analysis shows significant frequency distribution after Bonferroni p-value adjustment in the categorical variables (gender, ethnicity, age group, hospital admissions and smoking status) and a number of the ADRs as follows:

a) Gender showed significant associations (See Figure 3) with backache, constipation, diarrhoea, fatigue, feeling sick, hyperprolactinaemia and stomach pain. The results demonstrate that dizziness, weight gain, constipation, abdominal pain, backache, diarrhoea, hypotension, hyperprolactinemia, fatigue, and enuresis were more prevalent in females.

b) Ethnic background showed no significant associations with any ADRs.

c) Age group showed significant associations (See Figure 4) with agitation, fatigue, feeling sick, sedation, shaking, tachycardia and weight gain. The results show that agitation, sedation, dizziness, insomnia, convulsions, tachycardia and tremor were more prevalent in patients under 30 years of age. ADRs such as dry mouth, enuresis and hyperprolactinemia were prevalent in patients over 40 years of age, and dizziness, hypotension and hypertension were more prevalent in patients who are over 60 years old.

d) Hospital admission showed significant associations (See Figure 5) with abdominal pain, agitation, akathisia, backache, confusion, constipation, convulsion, diarrhoea, dizziness, dry mouth, dyspepsia, enuresis, fatigue, feeling sick, fever, headache, hyperprolactinemia, hypersalivation, hypertension, hypotension, insomnia, nausea, rash, sedation, shaking, stomach pain, sweating, tachycardia, tremor, vomiting and weight gain.

e) Smoking status showed associations (See Figure 6) with abdominal pain, agitation, backache, confusion, convulsion, diarrhoea, dizziness, dyspepsia, enuresis, fatigue, feeling sick, fever, headache, insomnia, sedation, shaking, stomach pain, sweating, tachycardia, vomiting and weight gain. The complete results are available in (Supplementary Table S.3).

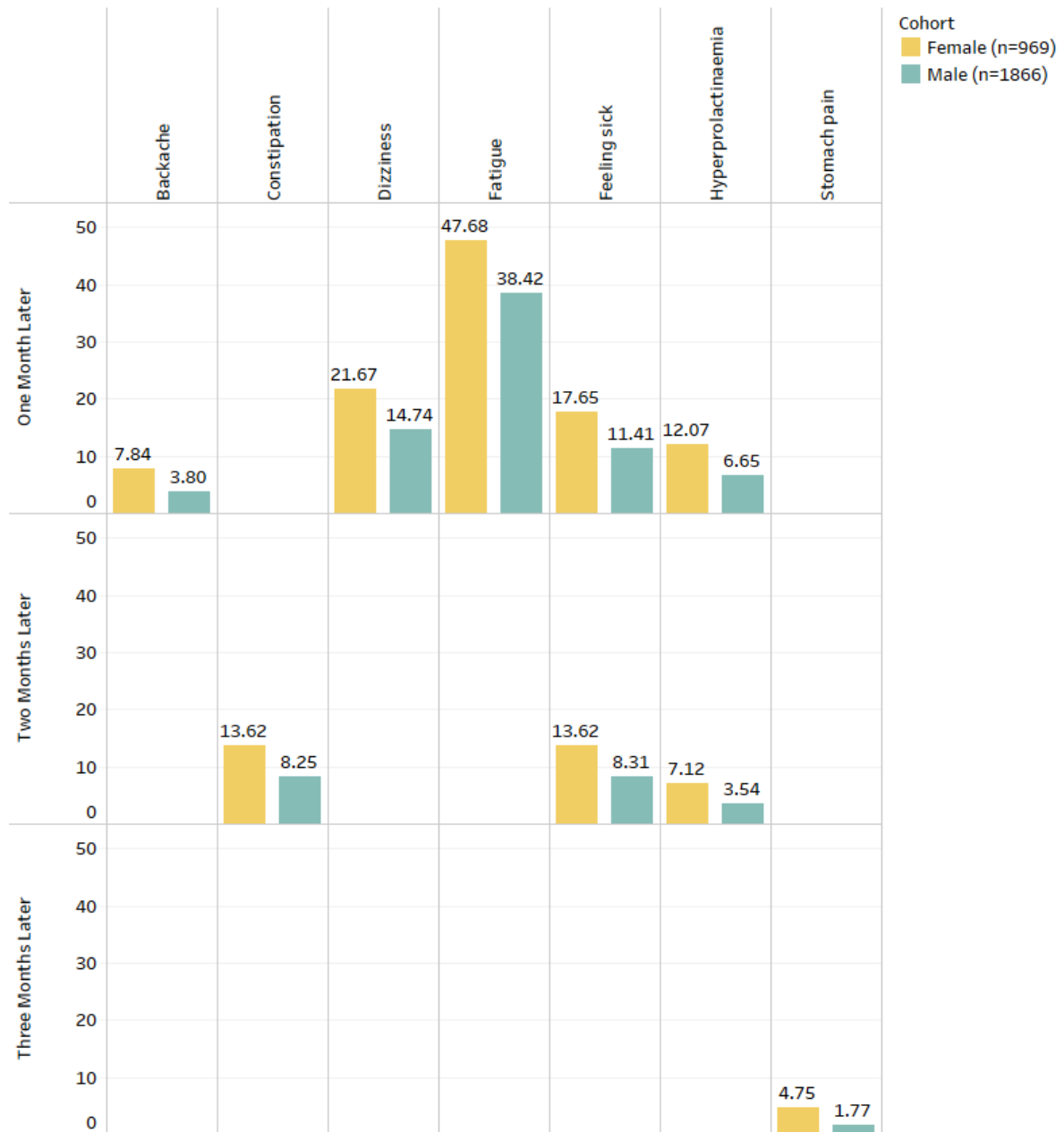


Figure 3: Frequency distribution of statistically significant ADRs (after Bonferroni p-value adjustment) from the combined analysis in gender for three months after starting the drug Clozapine.

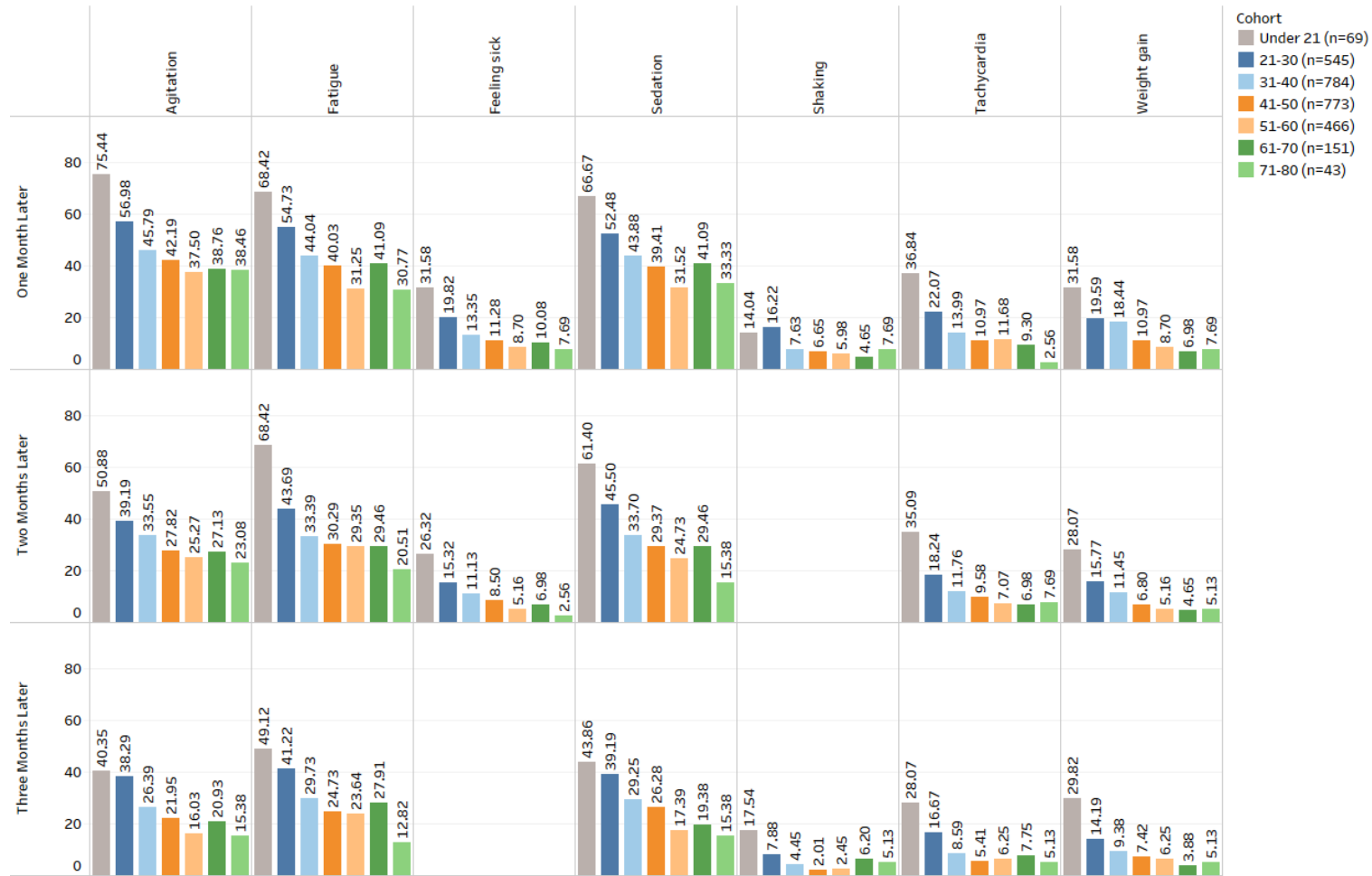


Figure 4: Frequency distribution of statistically significant ADRs (after Bonferroni p-value adjustment) from the combined analysis in age groups for three months after starting the drug Clozapine.

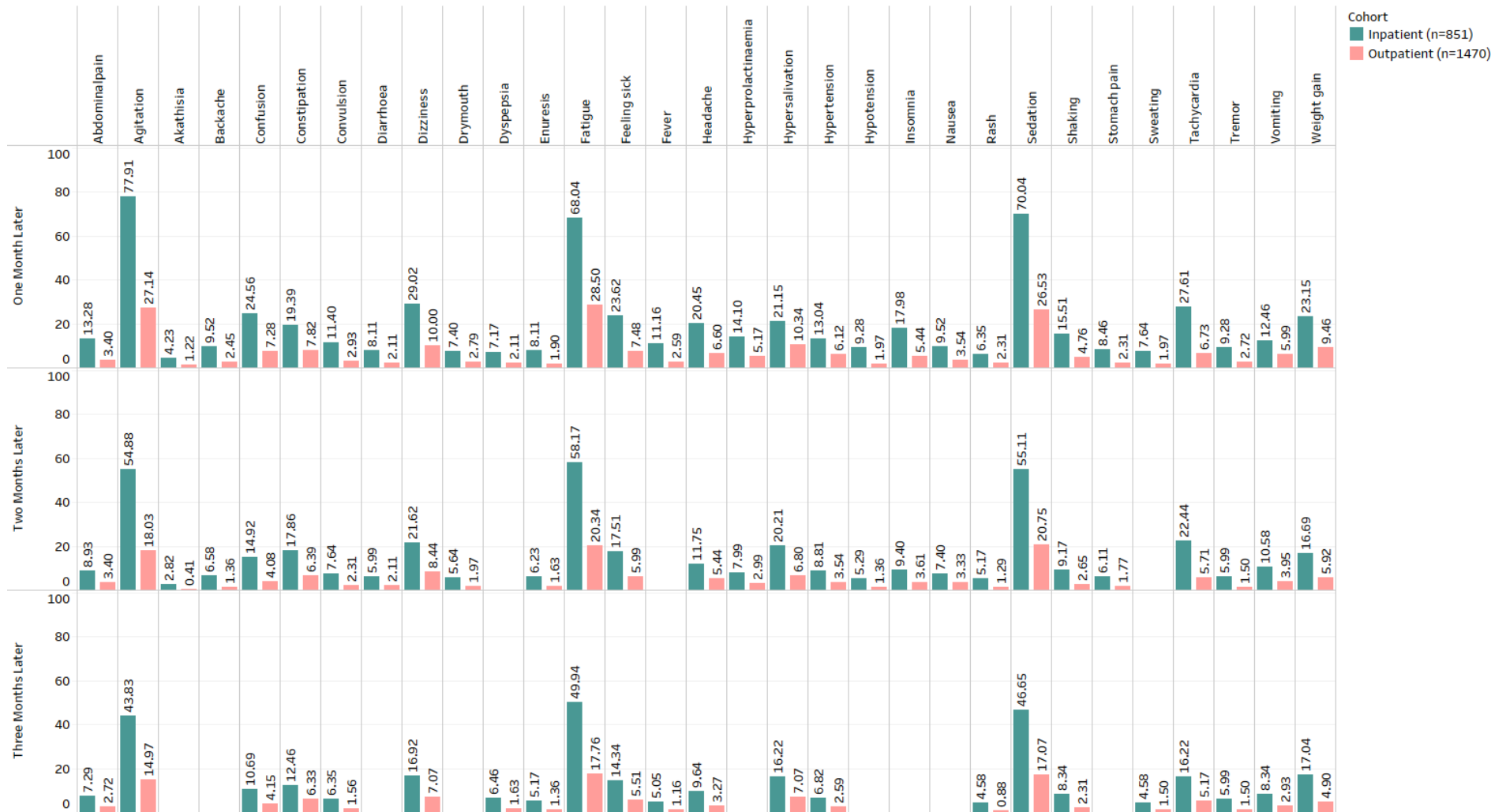


Figure 5: Frequency distribution of statistically significant ADRs (after Bonferroni p-value adjustment) from the combined analysis in hospital admission for three months after starting the drug Clozapine.

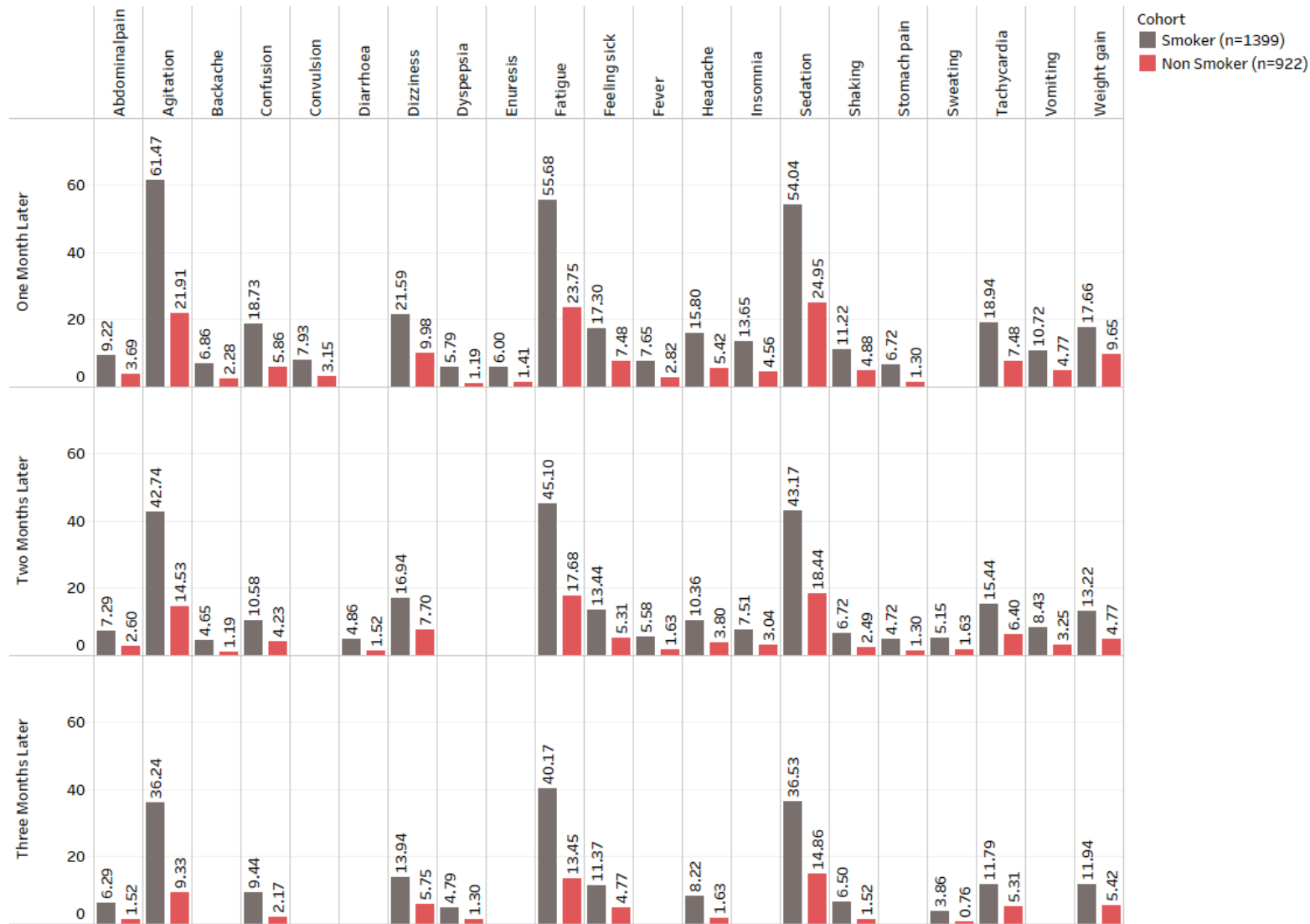


Figure 6: Frequency distribution of statistically significant ADRs (after Bonferroni p-value adjustment) from the combined analysis in smoking status for three months after starting the drug Clozapine.

Discussion

The study presents a medication continuity timeline (start and stop dates) for patients under Clozapine treatment to obtain detailed insight of Clozapine-induced ADRs using data from three large UK-based mental health Trusts comprising over 50 million documents and over half a million patients. The study uses the ADEPt NLP pipeline (67) to extract ADEs from free-text psychiatric EHRs, as well as a set of algorithms for creating a medication continuity timeline. The timeline was used to investigate associations between medications and ADEs, characterising ADR susceptibility with respect to patient demographics, hospital admission and smoking status. Furthermore, the medication algorithm was used to assert the start date and measure the length of drug therapies. We used Clozapine as a use case, but the current work can be replicated on any psychotropic drug.

The algorithm found 2835 patients in the three trusts that started and continued Clozapine treatment for at least three months. The work presented in this paper has been run inclusively on all available ADEs in the ADEPt pipeline. We selected 33 ADRs to explore further as these were known side effects associated with Clozapine. We compared our results with SIDER, an online side effect resource. SIDER only reports on 25 out of the 33 ADRs. The 8 ADRs not reported in SIDER are fatigue, feeling sick, headache, hyperprolactinemia, weight loss, shaking, rash and stomach pain. These 8 ADRs show interesting results across the three trusts, as shown in Table 3. The prevalence of ADRs was assessed over gender, ethnic background, age groups, smoking status and hospital admission.

We stratified the data using demographics information, mainly gender, ethnic background, age groups, hospital admission and smoking status. Sedation, fatigue, agitation, hypersalivation, tachycardia, constipation, dizziness and weight gain are the most common (68-72) and most highly-recorded ADRs in all three NHS trusts. When comparing hospital admission data (inpatient vs outpatient), our results show that the inpatient group have a higher recording of any ADRs when the patient starts Clozapine therapy compared to the outpatient group. This is due to the inpatient group being more frequently monitored and recorded by clinicians. A similar pattern is observed when comparing smoking status (smoker vs non-smoker).

Rare ADRs such as agranulocytosis, myocarditis, SJS, cardiomyopathy and pericarditis are reported in the analysis. However, rare ADRs require much attention before they can be declared as positive. Currently, we are manually validating our results on agranulocytosis, myocarditis and neutropenia in parallel studies by going through the clinical notes to improve our assertions.

Limitation

This study was first conducted and evaluated using SLAM's psychiatric clinical notes. In SLAM, evaluation of each step was carried out manually by at least two annotators, and an inter-annotator agreement was achieved where possible. Due to limited resources, several challenges were faced when implementing the work in C&I and Oxford Trusts. The ADEPt pipeline and ADR timeline were not manually validated in Oxford Trust and the results presented in the C&I Trust are based on a single annotator. Although the proposed work has shown good results, lower precision and recall were found in rare ADEs as they are frequently recorded as warnings, potential and suspected occurrences.

Future Work

Ongoing work focuses on extending the analyses to longer periods of time, other drugs such as Lurasidone, drug-drug interaction of Clozapine, adding more patient-related features such as Body Mass Index (BMI), education, mobility, employment status, welfare benefits,

homelessness, blood results and alcohol use. . We are also planning to apply for this work on other drugs. Current work is underway on the antipsychotic Lurasidone and drug-drug interaction of Clozapine.

Conclusion

ADR extraction from the free-text clinical documents can help clinicians and researchers to predict risks and interventions of drug administration. Often under-utilised due to the fatal nature of ADR, Clozapine is the most effective drug for treatment-resistant schizophrenia. A number of limited studies report Clozapine-induced ADRs. One of its kind in terms of cohort size and the variety of ADRs, this study characterises and provides insight into Clozapine-induced ADRs on a large population of patients across three large mental health hospitals. As well as providing novel findings, the proposed method demonstrates the utility of wider ADR extraction beyond Clozapine, and the study can be replicated using any psychotropic drug. In the future, this work will be expanded to define extended periods of on-treatment episodes, other drugs and more patient-related features in the statistical analysis.

Acknowledgement

This paper represents independent research funded by the National Institute for Health Research (NIHR) Biomedical Research Centre at South London and Maudsley NHS Foundation Trust and King's College London, and by the NIHR Oxford Health Biomedical Research Centre at Oxford University and Oxford Health NHS Foundation Trust (grant BRC-1215-20005). This research was supported by researchers at the National Institute for Health Research University College London Hospitals Biomedical Research Centre, and by awards establishing the Farr Institute of Health Informatics Research at UCL Partners, from the Medical Research Council, Arthritis Research UK, British Heart Foundation, Cancer Research UK, Chief Scientist Office, Economic and Social Research Council, Engineering and Physical Sciences Research Council, National Institute for Health Research, National Institute for Social Care and Health Research, and Wellcome Trust (grant MR/K006584/1).

This study was supported by the Case Record Interactive Search (CRIS) system funded and developed by the National Institute for Health Research (NIHR) Mental Health Biomedical Research Centre at South London and Maudsley NHS Foundation Trust and King's College London using the system within the NIHR Oxford Health Biomedical Research Centre (Oxford University and Oxford Health NHS Foundation Trust)

Disclaimer

The views expressed are those of the authors and not necessarily those of the NHS, the NIHR or the Department of Health.

Data Availability Statement

SLAM: The ethical approval to access CRIS data requires the data to be stored behind the hospital's firewall with access monitored by strict guidelines via a patient-led oversight and governance committee. It is due to this restriction that the data cannot be made available within the manuscript, supporting files or via a public repository. However, data access for research purposes is possible to subject to approval from the oversight committee and can be initiated by contacting the CRIS oversight committee (cris.administrator@SLAM.nhs.uk).

Camden & Islington: The data used in this work has been obtained from the Clinical Record Interactive Search (CRIS), a system which has been implemented at the Camden & Islington NHS Foundation Trust (C&I). It provides authorised researchers with regulated

access to anonymised information extracted from patient electronic health records. CRIS is governed by a strict information governance scheme which forbids anyone except for authorised researchers from accessing its records. Access to CRIS is restricted to 1) C&I employees or 2) those having an honorary contract or letter of access from the Trust. Once an honorary contract is established, researchers can only access CRIS once they submit a research project proposal through the CRIS Project Application form. The form is available here: <http://www.candi.nhs.uk/health-professionals/research/ci-research-database/researchers-and-clinicians>

For further details, contact: researchdatabase@candi.nhs.uk.

Oxford: CRIS provides a means of analysing anonymised data from the Oxford Health NHS Foundation Trust electronic case records. Ethical approval for such analyses was provided by Oxfordshire REC C National Research Ethics Service in July 2015. Access to clinical information is clearly a sensitive issue, and a security model was developed which has been considered and approved by the Oxford Health NHS Foundation Trust Caldicott Guardian and the Trust Executive, as well as forming part of the ethics application.

References

1. Pirmohamed M, James S, Meakin S, Green C, Scott AK, Walley TJ, et al. Adverse drug reactions as cause of admission to hospital: prospective analysis of 18 820 patients. *Bmj*. 2004;329(7456):15-9.
2. Classen DC, Resar R, Griffin F, Federico F, Frankel T, Kimmel N, et al. 'Global trigger tool' shows that adverse events in hospitals may be ten times greater than previously measured. *Health affairs*. 2011;30(4):581-9.
3. Lazarou J, Pomeranz BH, Corey PN. Incidence of adverse drug reactions in hospitalized patients: a meta-analysis of prospective studies. *Jama*. 1998;279(15):1200-5.
4. U.S. Food and Drug Administration [Available from: <https://www.fda.gov/Drugs/GuidanceComplianceRegulatoryInformation/Surveillance/AdverseDrugEffects/ucm082193.htm>].
5. Tatonetti NP, Patrick PY, Daneshjou R, Altman RB. Data-driven prediction of drug effects and interactions. *Science translational medicine*. 2012;4(125):125ra31-ra31.
6. Schulte PF. What is an adequate trial with clozapine? *Clinical pharmacokinetics*. 2003;42(7):607-18.
7. Stahl SM. *Essential psychopharmacology: Neuroscientific basis and practical applications*: Cambridge university press; 2000.
8. Kar N, Barreto S, Chandavarkar R. Clozapine monitoring in clinical practice: beyond the mandatory requirement. *Clinical Psychopharmacology and Neuroscience*. 2016;14(4):323.
9. Mortimer A, Singh P, Shepherd C, Puthiryackal J. Clozapine for treatment-resistant schizophrenia: National Institute of Clinical Excellence (NICE) guidance in the real world. *Clinical schizophrenia & related psychoses*. 2010;4(1):49-55.
10. Krupp P, Barnes P. Clozapine-associated agranulocytosis: risk and aetiology. *The British Journal of Psychiatry*. 1992.
11. Gianfrancesco FD, Grogg AL, Mahmoud RA, Wang R-h, Nasrallah HA. Differential effects of risperidone, olanzapine, clozapine, and conventional antipsychotics on type 2 diabetes: findings from a large health plan database. *The Journal of clinical psychiatry*. 2002;63(10):920-30.
12. Nielsen J, Skadhede S, Correll CU. Antipsychotics associated with the development of type 2 diabetes in antipsychotic-naïve schizophrenia patients. *Neuropsychopharmacology*. 2010;35(9):1997-2004.

13. Gürcan G, Şenol ŞH, Yağcıoğlu AA, Ertuğrul A. Side effects of clozapine and their relationship with clinical variables in patients with schizophrenia. *European Psychiatry*. 2017;41:S197.
14. Safferman A, Lieberman JA, Kane JM, Szymanski S, Kinon B. Update on the clinical efficacy and side effects of clozapine. *Schizophrenia bulletin*. 1991;17(2):247-61.
15. Miller DD. Review and management of clozapine side effects. *Journal of Clinical Psychiatry*. 2000.
16. Young CR, Bowers Jr MB, Mazure CM. Management of the adverse effects of clozapine. *Schizophrenia Bulletin*. 1998;24(3):381-90.
17. Taylor DM, Douglas-Hall P, Olofinjana B, Whiskey E, Thomas A. Reasons for discontinuing clozapine: matched, case-control comparison with risperidone long-acting injection. *The British Journal of Psychiatry*. 2009;194(2):165-7.
18. Flanagan RJ. Side effects of clozapine and some other psychoactive drugs. *Current drug safety*. 2008;3(2):115-22.
19. Idänpään-Heikkilä J, Alhava E, Olkinuora M, Palva I. Agranulocytosis during treatment with clozapine. *European journal of clinical pharmacology*. 1977;11(3):193-8.
20. Amsler HA, Teerenhovi L, Barth E, Harjula K, Vuopio P. Agranulocytosis in patients treated with clozapine. *Acta Psychiatrica Scandinavica*. 1977;56(4):241-8.
21. Alvir JM, Lieberman JA, Safferman AZ, Schwimmer JL, Schaaf JA. Clozapine-induced agranulocytosis--incidence and risk factors in the United States. *New England Journal of Medicine*. 1993;329(3):162-7.
22. De Fazio P, Gaetano R, Caroleo M, Cerminara G, Maida F, Bruno A, et al. Rare and very rare adverse effects of clozapine. *Neuropsychiatric disease and treatment*. 2015;11:1995.
23. Schneider C, Corrigan R, Hayes D, Kyriakopoulos M, Frangou S. Systematic review of the efficacy and tolerability of clozapine in the treatment of youth with early onset schizophrenia. *European Psychiatry*. 2014;29(1):1-10.
24. Hynes C, Keating D, McWilliams S, Madigan K, Kinsella A, Maidment I, et al. Glasgow antipsychotic side-effects scale for clozapine—development and validation of a clozapine-specific side-effects scale. *Schizophrenia research*. 2015;168(1):505-13.
25. Takeuchi H, Fervaha G, Remington G. Consistency between clinician and patient ratings of clozapine-induced side effects. *Schizophrenia research*. 2016;174(1-3):200.
26. Lieberman JA, Safferman AZ. Clinical profile of clozapine: adverse reactions and agranulocytosis. *Psychiatric Quarterly*. 1992;63(1):51-70.
27. Hodge K, Jespersen S. Side-effects and treatment with clozapine: a comparison between the views of consumers and their clinicians. *International Journal of Mental Health Nursing*. 2008;17(1):2-8.
28. Angermeyer M, Löffler W, Müller P, Schulze B, Priebe S. Patients' and relatives' assessment of clozapine treatment. *Psychological Medicine*. 2001;31(3):509-17.
29. Leadbetter R, Shutty M. Clozapine-induced weight gain: prevalence and clinical relevance. *The American journal of psychiatry*. 1992;149(1):68.
30. Haas SJ, Hill R, Krum H, Liew D, Tonkin A, Demos L, et al. Clozapine-associated myocarditis. *Drug Safety*. 2007;30(1):47-57.
31. Kumra S, Frazier JA, Jacobsen LK, McKenna K, Gordon CT, Lenane MC, et al. Childhood-onset schizophrenia: a double-blind clozapine-haloperidol comparison. *Archives of general psychiatry*. 1996;53(12):1090-7.
32. Wudarsky M, Nicolson R, Hamburger SD, Spechler L, Gochman P, Bedwell J, et al. Elevated prolactin in pediatric patients on typical and atypical antipsychotics. *Journal of child and adolescent psychopharmacology*. 1999;9(4):239-45.
33. Frazier JA, Gordon CT, McKenna K, Lenane MC, Jih D, Rapoport JL. An open trial of clozapine in 11 adolescents with childhood-onset schizophrenia. *Journal of the American Academy of Child & Adolescent Psychiatry*. 1994;33(5):658-63.
34. Gerbino-Rosen G, Roofeh D, Tompkins DA, Feryo D, Nusser L, Kranzler H, et al. Hematological adverse events in clozapine-treated children and adolescents. *Journal of the American Academy of Child & Adolescent Psychiatry*. 2005;44(10):1024-31.

35. Sporn AL, Vermani A, Greenstein DK, Bobb AJ, Spencer EP, Clasen LS, et al. Clozapine treatment of childhood-onset schizophrenia: evaluation of effectiveness, adverse effects, and long-term outcome. *Journal of the American Academy of Child & Adolescent Psychiatry*. 2007;46(10):1349-56.
36. Turetz M, Mozes T, Toren P, Chernauzan T, Yoran-Hegesh R, Mester R, et al. An open trial of clozapine in neuroleptic-resistant childhood-onset schizophrenia. *The British Journal of Psychiatry*. 1997;170(6):507-10.
37. Wehmeier PM, Schüler-Springorum M, Heiser P, Remschmidt H. Chart review for potential features of myocarditis, pericarditis, and cardiomyopathy in children and adolescents treated with clozapine. *Journal of child and adolescent psychopharmacology*. 2004;14(2):267-71.
38. Fleischhaker C, Heiser P, Hennighausen K, Herpertz-Dahlmann B, Holtkamp K, Mehler-Wex C, et al. Weight gain in children and adolescents during 45 weeks treatment with clozapine, olanzapine and risperidone. *Journal of Neural Transmission*. 2008;115(11):1599-608.
39. Fleischhaker C, Heiser P, Hennighausen K, Herpertz-Dahlmann B, Holtkamp K, Mehler-Wex C, et al. Clinical drug monitoring in child and adolescent psychiatry: side effects of atypical neuroleptics. *Journal of Child & Adolescent Psychopharmacology*. 2006;16(3):308-16.
40. Dickerson F, Stallings CR, Origoni AE, Vaughan C, Khushalani S, Schroeder J, et al. Cigarette smoking among persons with schizophrenia or bipolar disorder in routine clinical settings, 1999–2011. *Psychiatric Services*. 2013;64(1):44-50.
41. Kelly C, McCreadie R. Cigarette smoking and schizophrenia. *Advances in Psychiatric Treatment*. 2000;6(5):327-31.
42. Lohr JB, Flynn K. Smoking and schizophrenia. *Schizophrenia research*. 1992;8(2):93-102.
43. Lucas C, Martin J. Smoking and drug interactions. *Aust Prescr*. 2013;36(3):102-4.
44. Zhou S-F, Yang L-P, Zhou Z-W, Liu Y-H, Chan E. Insights into the substrate specificity, inhibitors, regulation, and polymorphisms and the clinical impact of human cytochrome P450 1A2. *The AAPS journal*. 2009;11(3):481-94.
45. Anthony M, Berg MJ. Biologic and molecular mechanisms for sex differences in pharmacokinetics, pharmacodynamics, and pharmacogenetics: Part I. *Journal of women's health & gender-based medicine*. 2002;11(7):601-15.
46. Rademaker M. Do women have more adverse drug reactions? *American journal of clinical dermatology*. 2001;2(6):349-51.
47. Hofer-Dueckelmann C, Prinz E, Beindl W, Szymanski J, Fellhofer G, Pichler M, et al. Adverse drug reactions (ADRs) associated with hospital admissions—elderly female patients are at highest risk. *International Journal of Clinical Pharmacology and Therapeutics*. 2011;49(10):577.
48. Rodenburg EM, Stricker BHC, Visser LE. Sex-related differences in hospital admissions attributed to adverse drug reactions in the Netherlands. *British journal of clinical pharmacology*. 2011;71(1):95-104.
49. Furukawa T, Kurokawa J. Regulation of cardiac ion channels via non-genomic action of sex steroid hormones: implication for the gender difference in cardiac arrhythmias. *Pharmacology & therapeutics*. 2007;115(1):106-15.
50. Choi S, DiSilvio B, Unangst J, Fernstrom JD. Effect of chronic infusion of olanzapine and clozapine on food intake and body weight gain in male and female rats. *Life sciences*. 2007;81(12):1024-30.
51. Lin K-M, Poland RE, Lesser IM. Ethnicity and psychopharmacology. *Culture, medicine and psychiatry*. 1986;10(2):151-65.
52. Chaudhry IB, Neelam K, Duddu V, Husain N. Ethnicity and psychopharmacology. *Journal of Psychopharmacology*. 2008;22(6):673-80.
53. Kelly DL, Kreyenbuhl J, Dixon L, Love RC, Medoff D, Conley RR. Clozapine underutilization and discontinuation in African Americans due to leucopenia. *Schizophrenia bulletin*. 2006;33(5):1221-4.

54. Citrome LL. The increase in risk of diabetes mellitus from exposure to second-generation antipsychotic agents. *Drugs of Today*. 2004;40(5):445-64.
55. Cohen D. Atypical antipsychotics and new onset diabetes mellitus. *Pharmacopsychiatry*. 2004;38(01):1-11.
56. Kuhn M, Letunic I, Jensen LJ, Bork P. The SIDER database of drugs and side effects. *Nucleic acids research*. 2015;44(D1):D1075-D9.
57. Stewart R, Soremekun M, Perera G, Broadbent M, Callard F, Denis M, et al. The South London and Maudsley NHS foundation trust biomedical research centre (SLAM BRC) case register: development and descriptive data. *BMC psychiatry*. 2009;9(1):51.
58. Perera G, Broadbent M, Callard F, Chang C-K, Downs J, Dutta R, et al. Cohort profile of the south london and maudsley nhs foundation trust biomedical research centre (slam brc) case register: current status and recent enhancement of an electronic mental health record-derived data resource. *BMJ open*. 2016;6(3):e008721.
59. Camden and Islington NHS Foundation Trust. Camden and Islington NHS Foundation Trust 2017 [Available from: <http://www.candi.nhs.uk/>].
60. Werbeloff N, Osborn DP, Patel R, Taylor M, Stewart R, Broadbent M, et al. The Camden & Islington Research Database: Using electronic mental health records for research. *PloS one*. 2018;13(1):e0190703.
61. Oxford Health NHS Foundation Trust. Oxford Health NHS Foundation Trust 2018 [Available from: <https://www.oxfordhealth.nhs.uk/>].
62. Kadra G, Stewart R, Shetty H, Downs J, MacCabe JH, Taylor D, et al. Predictors of long-term (≥ 6 months) antipsychotic polypharmacy prescribing in secondary mental healthcare. *Schizophrenia research*. 2016;174(1):106-12.
63. Hayes RD, Downs J, Chang C-K, Jackson RG, Shetty H, Broadbent M, et al. The effect of clozapine on premature mortality: an assessment of clinical monitoring and other potential confounders. *Schizophrenia bulletin*. 2014;41(3):644-55.
64. Joint Formulary Committee. British national formulary (BNF) 72: Pharmaceutical Press; 2016.
65. Datapharm Communications Ltd. electronic Medicines Compendium (eMC) 2017 [Available from: <https://www.medicines.org.uk/emc/>].
66. Baker E, Iqbal E, Johnston C, Broadbent M, Shetty H, Stewart R, et al. Trajectories of dementia-related cognitive decline in a large mental health records derived patient cohort. *PLoS One*. 2017;12(6):e0178562.
67. Iqbal E, Mallah R, Rhodes D, Wu H, Romero A, Chang N, et al. ADEPt, a semantically-enriched pipeline for extracting adverse drug events from free-text electronic health records. *PloS one*. 2017;12(11):e0187121.
68. Iqbal MM, Swati S, Aneja A, Iqbal MT, Aneja E, Haque S. Most Common Side Effects of Clozapine and Their Management.
69. Frogley C, Taylor D, Dickens G, Picchioni M. A systematic review of the evidence of clozapine's anti-aggressive effects. *International Journal of Neuropsychopharmacology*. 2012;15(9):1351-71.
70. Gareri P, De Fazio P, Russo E, Marigliano N, De Fazio S, De Sarro G. The safety of clozapine in the elderly. *Expert opinion on drug safety*. 2008;7(5):525-38.
71. Raja M. Clozapine safety, 35 years later. *Current drug safety*. 2011;6(3):164-84.
72. Raja M, Raja S. Clozapine safety, 40 years later. *Current drug safety*. 2014;9(3):163-95.

Supplementary Table S.1

Clozapine - Gender Differences (%)

ADR	Trust	Cohort	Sub Cohort	Three Months Early	Two Months Early	One Month Early	One Month Later	Two Months Later	Three Months Later	SIDER Low End	SIDER High End	Measure Values 0.00 56.00	
Agitation	SLAM	Trust	Clozapine (n=1760)	17.61	22.10	26.53	46.59	32.56	26.99				
		Gender	Male (n=1167)	17.31	20.31	24.68	44.56	31.71	27.34				
			Female (n=593)	18.21	25.63	30.19	50.59	34.23	26.31				
	Camden & Islington	Trust	Clozapine (n=561)	13.37	17.83	18.36	43.14	28.34	21.03				
		Gender	Male (n=357)	11.20	17.37	18.21	45.66	27.45	22.13				
			Female (n=204)	17.16	18.63	18.63	38.73	29.90	19.12				
	Oxford	Trust	Clozapine (n=514)	14.59	15.76	16.34	34.24	25.10	20.62				
		Gender	Male (n=342)	13.45	13.45	14.62	34.50	25.73	19.30				
			Female (n=172)	16.86	20.35	19.77	33.72	23.84	23.26				
		SIDER	SIDER	SIDER							4.00		
	Fatigue	SLAM	Trust	Clozapine (n=1760)	12.67	14.83	15.85	43.58	35.80	30.51			
			Gender	Male (n=1167)	10.80	13.20	13.54	40.19	32.82	28.45			
Female (n=593)				16.36	18.04	20.40	50.25	41.65	34.57				
Camden & Islington		Trust	Clozapine (n=561)	10.34	12.30	13.37	41.18	29.23	26.56				
		Gender	Male (n=357)	8.68	10.64	11.76	38.94	29.97	24.93				
			Female (n=204)	13.24	15.20	16.18	45.10	27.94	29.41				
Oxford		Trust	Clozapine (n=514)	9.73	11.87	12.06	35.21	27.43	26.85				
		Gender	Male (n=342)	9.06	11.40	11.99	31.87	24.85	26.32				
			Female (n=172)	11.05	12.79	12.21	41.86	32.56	27.91				
		SIDER	SIDER	SIDER									
Sedation		SLAM	Trust	Clozapine (n=1760)	12.67	12.16	14.83	43.86	35.51	29.83			
			Gender	Male (n=1167)	12.34	11.48	13.11	41.99	33.68	27.68			
	Female (n=593)			13.32	13.49	18.21	47.55	39.12	34.06				
	Camden & Islington	Trust	Clozapine (n=561)	5.17	9.09	9.09	38.15	26.56	21.93				
		Gender	Male (n=357)	5.60	8.12	8.68	40.06	26.05	23.53				
			Female (n=204)	4.41	10.78	9.80	34.80	27.45	19.12				
	Oxford	Trust	Clozapine (n=514)	7.20	8.37	9.34	31.52	21.40	18.48				
		Gender	Male (n=342)	6.14	7.89	8.77	30.99	21.35	17.54				
			Female (n=172)	9.30	9.30	10.47	32.56	21.51	20.35				
		SIDER	SIDER	SIDER							25.00	46.00	
	Dizziness	SLAM	Trust	Clozapine (n=1760)	2.78	4.20	4.09	16.59	13.13	11.19			
			Gender	Male (n=1167)	2.06	3.43	3.51	14.31	11.91	10.37			
Female (n=593)				4.22	5.73	5.23	21.08	15.51	12.82				
Camden & Islington		Trust	Clozapine (n=561)	3.21	3.39	3.74	18.18	13.73	9.09				
		Gender	Male (n=357)	2.52	3.08	5.04	15.97	11.48	8.12				
			Female (n=204)	4.41	3.92	1.47	22.06	17.65	10.78				
Oxford		Trust	Clozapine (n=514)	3.89	4.09	4.47	17.70	13.04	10.12				
		Gender	Male (n=342)	2.63	3.22	3.22	14.91	11.11	8.48				
			Female (n=172)	6.40	5.81	6.98	23.26	16.86	13.37				
		SIDER	SIDER	SIDER							12.00	27.00	
Hypersalivation		SLAM	Trust	Clozapine (n=1760)	1.19	1.48	2.10	14.32	13.24	11.31			
			Gender	Male (n=1167)	1.46	2.14	2.57	15.25	12.60	10.80			
	Female (n=593)			0.67	0.17	1.18	12.48	14.50	12.31				
	Camden & Islington	Trust	Clozapine (n=561)	1.07	1.43	0.53	14.26	6.95	7.66				
		Gender	Male (n=357)	1.40	1.96	0.56	14.57	7.84	6.72				
			Female (n=204)	0.49	0.49	0.49	13.73	5.39	9.31				
	Oxford	Trust	Clozapine (n=514)	0.97	0.78	1.56	12.65	10.70	5.84				
		Gender	Male (n=342)	0.88	0.29	1.17	10.82	10.23	4.68				
			Female (n=172)	1.16	1.74	2.33	16.28	11.63	8.14				
		SIDER	SIDER	SIDER							1.00	48.00	
	Feelingsick	SLAM	Trust	Clozapine (n=1760)	4.66	4.94	6.48	14.32	11.19	9.09			
			Gender	Male (n=1167)	4.37	4.54	6.43	11.31	8.83	7.28			
Female (n=593)				5.23	5.73	6.58	20.24	15.85	12.65				
Camden & Islington		Trust	Clozapine (n=561)	3.74	3.92	3.03	10.52	7.13	7.66				
		Gender	Male (n=357)	3.64	3.92	3.36	10.08	6.16	7.84				
			Female (n=204)	3.92	3.92	2.45	11.27	8.82	7.35				
Oxford		Trust	Clozapine (n=514)	3.89	5.25	5.06	14.20	9.73	7.20				
		Gender	Male (n=342)	3.80	3.80	3.80	13.16	8.77	5.56				
			Female (n=172)	4.07	5.81	7.56	16.28	11.63	10.47				
		SIDER	SIDER	SIDER									
Weightgain		SLAM	Trust	Clozapine (n=1760)	3.75	4.43	5.06	15.34	10.91	10.34			
			Gender	Male (n=1167)	3.77	4.46	4.54	13.45	9.08	9.17			
	Female (n=593)			3.71	4.38	6.07	19.06	14.50	12.65				
	Camden & Islington	Trust	Clozapine (n=561)	2.50	3.39	1.96	11.76	6.60	6.24				
		Gender	Male (n=357)	2.52	2.80	1.96	10.08	4.76	6.44				
			Female (n=204)	2.45	4.41	1.96	14.71	9.80	5.88				

The results are shown in percentages (%) and broken down by ADRs, Trusts (SLAM, Camden & Islington and Oxford), Cohorts, Sub Cohorts and SIDER reported values.

In Sub Cohort 'Clozapine' represent the total baseline population which further breaks down into Gender 'Male' and 'Female' groups.

The columns (Three Months Early, Two Months Early, One Month Early, One Month Later, Two Months Later, Three Months Later) shows the percentages in each monthly interval. The last two columns (SIDER Low End and SIDER High End) shows the SIDER reporting.

Clozapine - Gender Differences (%)

ADR	Trust	Cohort	Sub Cohort	Three Months Early	Two Months Early	One Month Early	One Month Later	Two Months Later	Three Months Later	SIDER Low End	SIDER High End	Measure Values 0.00 56.00
Weightgain	Oxford	Trust	Clozapine (n=514)	3.50	3.31	3.70	11.28	9.92	7.78			
		Gender	Male (n=342)	3.51	3.22	3.22	10.53	8.77	7.31			
			Female (n=172)	3.49	3.49	4.65	12.79	12.21	8.72			
	SIDER	SIDER	SIDER							4.00	56.00	
Tachycardia	SLAM	Trust	Clozapine (n=1760)	2.27	2.05	2.50	15.40	12.95	9.94			
		Gender	Male (n=1167)	2.40	1.80	2.23	16.28	13.11	10.37			
			Female (n=593)	2.02	2.53	3.04	13.66	12.65	9.11			
	Camden & Islington	Trust	Clozapine (n=561)	1.43	1.43	0.89	11.23	8.38	6.95			
		Gender	Male (n=357)	0.84	1.12	1.12	11.20	8.40	7.28			
			Female (n=204)	2.45	1.96	0.49	11.27	8.33	6.37			
	Oxford	Trust	Clozapine (n=514)	0.78	1.36	1.56	10.89	10.51	7.59			
		Gender	Male (n=342)	0.88	1.17	1.17	10.82	10.53	7.31			
			Female (n=172)	0.58	1.74	2.33	11.05	10.47	8.14			
	SIDER	SIDER	SIDER							11.00	25.00	
Confusion	SLAM	Trust	Clozapine (n=1760)	4.72	5.51	6.08	13.92	8.47	6.76			
		Gender	Male (n=1167)	4.46	5.40	6.34	13.37	8.40	7.11			
			Female (n=593)	5.23	5.73	5.56	15.01	8.60	6.07			
	Camden & Islington	Trust	Clozapine (n=561)	3.57	6.24	5.53	12.66	6.77	5.88			
		Gender	Male (n=357)	3.92	6.72	5.32	13.45	7.84	7.28			
			Female (n=204)	2.94	5.39	5.88	11.27	4.90	3.43			
	Oxford	Trust	Clozapine (n=514)	2.53	3.89	3.89	9.92	6.42	5.25			
		Gender	Male (n=342)	2.05	2.63	2.92	8.19	6.14	4.09			
			Female (n=172)	3.49	6.40	5.81	13.37	6.98	7.56			
	SIDER	SIDER	SIDER							3.00		
Constipation	SLAM	Trust	Clozapine (n=1760)	1.76	1.99	2.16	12.27	11.70	9.49			
		Gender	Male (n=1167)	1.11	1.54	1.63	10.45	9.17	8.23			
			Female (n=593)	3.04	2.87	3.20	15.85	16.69	11.97			
	Camden & Islington	Trust	Clozapine (n=561)	1.07	2.50	1.78	11.41	7.13	5.70			
		Gender	Male (n=357)	0.56	2.80	1.68	10.36	7.00	3.92			
			Female (n=204)	1.96	1.96	1.96	13.24	7.35	8.82			
	Oxford	Trust	Clozapine (n=514)	0.58	0.97	1.36	10.31	7.78	7.78			
		Gender	Male (n=342)	0.29	0.88	1.17	8.77	6.43	6.43			
			Female (n=172)	1.16	1.16	1.74	13.37	10.47	10.47			
	SIDER	SIDER	SIDER							10.00	25.00	
Headache	SLAM	Trust	Clozapine (n=1760)	4.20	4.55	5.45	12.44	8.18	5.91			
		Gender	Male (n=1167)	3.51	3.26	4.46	10.45	7.46	5.31			
			Female (n=593)	5.56	7.08	7.42	16.36	9.61	7.08			
	Camden & Islington	Trust	Clozapine (n=561)	2.32	3.57	4.28	9.27	6.42	4.63			
		Gender	Male (n=357)	2.24	3.64	3.64	10.08	6.72	4.48			
			Female (n=204)	2.45	3.43	5.39	7.84	5.88	4.90			
	Oxford	Trust	Clozapine (n=514)	3.89	3.89	4.09	10.89	8.37	7.59			
		Gender	Male (n=342)	3.51	3.80	4.09	11.11	8.77	7.31			
			Female (n=172)	4.65	4.07	4.07	10.47	7.56	8.14			
	SIDER	SIDER	SIDER									
Insomnia	SLAM	Trust	Clozapine (n=1760)	3.92	4.03	5.17	10.40	6.48	4.03			
		Gender	Male (n=1167)	3.68	4.03	4.46	9.85	6.00	4.54			
			Female (n=593)	4.38	4.05	6.58	11.47	7.42	3.04			
	Camden & Islington	Trust	Clozapine (n=561)	3.57	3.39	3.74	8.91	3.39	4.28			
		Gender	Male (n=357)	3.64	3.08	4.20	10.08	2.80	3.36			
			Female (n=204)	3.43	3.92	2.94	6.86	4.41	5.88			
	Oxford	Trust	Clozapine (n=514)	5.84	4.86	5.84	8.37	6.81	4.09			
		Gender	Male (n=342)	4.68	3.51	4.39	5.85	5.85	3.51			
			Female (n=172)	8.14	7.56	8.72	13.37	8.72	5.23			
	SIDER	SIDER	SIDER							20.00	33.00	
Hyperprolactinaemia	SLAM	Trust	Clozapine (n=1760)	3.18	3.64	4.20	8.52	5.06	4.15			
		Gender	Male (n=1167)	2.66	2.49	2.91	6.43	3.86	3.68			
			Female (n=593)	4.22	5.90	6.75	12.65	7.42	5.06			
	Camden & Islington	Trust	Clozapine (n=561)	1.60	1.78	2.67	8.20	4.10	3.57			
		Gender	Male (n=357)	0.84	0.56	1.96	6.44	2.52	2.52			
			Female (n=204)	2.94	3.92	3.92	11.27	6.86	5.39			
	Oxford	Trust	Clozapine (n=514)	3.70	4.09	4.28	8.75	4.47	4.86			
		Gender	Male (n=342)	2.92	2.34	2.63	7.60	3.51	3.80			
			Female (n=172)	5.23	7.56	7.56	11.05	6.40	6.98			
	SIDER	SIDER	SIDER									
Shaking	SLAM	Trust	Clozapine (n=1760)	3.13	2.95	3.92	9.55	5.40	5.06			
		Gender	Male (n=1167)	2.57	3.00	3.68	9.08	5.23	5.40			

The results are shown in percentages (%) and broken down by ADRs, Trusts (SLAM, Camden & Islington and Oxford), Cohorts, Sub Cohorts and SIDER reported values.

In Sub Cohort 'Clozapine' represent the total baseline population which further breaks down into Gender 'Male' and 'Female' groups.

The columns (Three Months Early, Two Months Early, One Month Early, One Month Later, Two Months Later, Three Months Later) shows the percentages in each monthly interval. The last two columns (SIDER Low End and SIDER High End) shows the SIDER reporting.

Clozapine - Gender Differences (%)

ADR	Trust	Cohort	Sub Cohort	Three Months Early	Two Months Early	One Month Early	One Month Later	Two Months Later	Three Months Later	SIDER Low End	SIDER High End	Measure Values 0.00 56.00
Shaking	SLAM	Gender	Female (n=593)	4.22	2.87	4.38	10.46	5.73	4.38			
		Trust	Clozapine (n=561)	1.78	1.96	3.74	6.06	3.92	2.85			
	Camden & Islington	Gender	Male (n=357)	1.96	1.96	4.48	6.16	3.92	3.36			
			Female (n=204)	1.47	1.96	2.45	5.88	3.92	1.96			
		Trust	Clozapine (n=514)	2.92	3.31	3.89	7.78	4.47	4.86			
	Oxford	Gender	Male (n=342)	2.05	2.92	2.92	7.31	4.39	3.22			
			Female (n=172)	4.65	4.07	5.81	8.72	4.65	8.14			
SIDER	SIDER	SIDER										
Vomiting	SLAM	Trust	Clozapine (n=1760)	2.56	2.50	3.01	8.86	6.82	5.00			
			Gender	Male (n=1167)	1.97	2.14	3.34	8.57	5.91	4.46		
		Female (n=593)	3.71	3.20	2.36	9.44	8.60	6.07				
	Camden & Islington	Trust	Clozapine (n=561)	2.14	2.50	2.85	6.77	4.99	4.63			
			Gender	Male (n=357)	2.24	2.52	1.40	6.72	4.20	3.64		
		Female (n=204)	1.96	2.45	5.39	6.86	6.37	6.37				
	Oxford	Trust	Clozapine (n=514)	1.75	2.72	2.92	7.59	5.25	5.06			
			Gender	Male (n=342)	2.05	2.34	2.05	7.89	4.09	4.97		
		Female (n=172)	1.16	3.49	4.65	6.98	7.56	5.23				
	SIDER	SIDER	SIDER							3.00	17.00	
	Hypertension	SLAM	Trust	Clozapine (n=1760)	2.05	2.22	3.13	9.15	5.74	4.60		
Gender				Male (n=1167)	1.80	1.46	2.49	8.48	5.40	4.54		
Female (n=593)			2.53	3.71	4.38	10.46	6.41	4.72				
Camden & Islington		Trust	Clozapine (n=561)	0.71	0.71	1.60	7.13	4.63	2.67			
			Gender	Male (n=357)	0.28	0.28	0.84	6.72	5.04	2.80		
		Female (n=204)	1.47	1.47	2.94	7.84	3.92	2.45				
Oxford		Trust	Clozapine (n=514)	1.36	1.36	1.56	5.06	4.28	2.14			
			Gender	Male (n=342)	0.88	0.88	0.58	5.56	3.80	2.34		
		Female (n=172)	2.33	2.33	3.49	4.07	5.23	1.74				
SIDER		SIDER	SIDER							4.00	12.00	
Abdominalpain		SLAM	Trust	Clozapine (n=1760)	1.88	1.99	2.56	8.01	6.02	4.72		
	Gender			Male (n=1167)	1.80	1.97	2.31	7.97	6.00	4.20		
	Female (n=593)		2.02	2.02	3.04	8.09	6.07	5.73				
	Camden & Islington	Trust	Clozapine (n=561)	0.89	0.89	1.60	3.92	3.57	3.39			
			Gender	Male (n=357)	0.28	1.40	1.96	3.64	3.36	3.08		
		Female (n=204)	0.98	0.00	0.98	4.41	3.92	3.92				
	Oxford	Trust	Clozapine (n=514)	1.75	1.36	1.75	7.39	4.47	5.64			
			Gender	Male (n=342)	1.46	0.88	1.17	7.60	4.68	4.39		
		Female (n=172)	2.33	2.33	2.91	6.98	4.07	8.14				
	SIDER	SIDER	SIDER							4.00		
	Backache	SLAM	Trust	Clozapine (n=1760)	1.14	1.59	2.44	4.94	3.35	2.73		
Gender				Male (n=1167)	0.94	1.29	1.97	4.03	2.83	2.57		
Female (n=593)			1.52	2.19	3.37	6.75	4.38	3.04				
Camden & Islington		Trust	Clozapine (n=561)	1.43	1.25	1.96	5.35	3.03	3.03			
			Gender	Male (n=357)	0.84	1.40	2.24	3.08	2.24	1.96		
		Female (n=204)	2.45	0.98	1.47	9.31	4.41	4.90				
Oxford		Trust	Clozapine (n=514)	1.17	1.17	1.36	5.84	3.89	2.92			
			Gender	Male (n=342)	0.88	0.88	1.17	3.80	3.22	1.75		
		Female (n=172)	1.74	1.74	1.74	9.88	5.23	5.23				
SIDER		SIDER	SIDER							5.00		
Nausea		SLAM	Trust	Clozapine (n=1760)	1.14	1.08	1.19	6.08	5.23	3.69		
	Gender			Male (n=1167)	1.03	0.86	1.29	5.06	4.54	2.66		
	Female (n=593)		1.35	1.52	1.01	8.09	6.58	5.73				
	Camden & Islington	Trust	Clozapine (n=561)	0.89	1.43	0.36	4.63	3.57	3.57			
			Gender	Male (n=357)	0.00	1.40	0.28	3.92	2.80	2.80		
		Female (n=204)	2.45	1.47	0.49	5.88	4.90	4.90				
	Oxford	Trust	Clozapine (n=514)	0.97	0.58	1.36	4.86	3.70	2.92			
			Gender	Male (n=342)	0.58	0.58	0.58	3.51	3.22	2.34		
		Female (n=172)	1.74	0.58	2.91	7.56	4.65	4.07				
	SIDER	SIDER	SIDER							3.00	17.00	
	Convulsion	SLAM	Trust	Clozapine (n=1760)	1.36	1.70	1.82	7.05	4.94	4.03		
Gender				Male (n=1167)	1.37	1.89	1.63	6.86	4.54	4.03		
Female (n=593)			1.35	1.35	2.19	7.42	5.73	4.05				
Camden & Islington		Trust	Clozapine (n=561)	0.53	0.53	0.36	2.85	2.14	1.07			
			Gender	Male (n=357)	0.56	0.56	0.56	3.08	2.24	0.84		
		Female (n=204)	0.49	0.49	0.00	2.45	1.96	1.47				
Oxford		Trust	Clozapine (n=514)	1.36	1.36	1.56	6.42	3.11	2.72			
			Gender	Male (n=342)	0.88	0.88	1.17	6.43	4.09	2.05		

The results are shown in percentages (%) and broken down by ADRs, Trusts (SLAM, Camden & Islington and Oxford), Cohorts, Sub Cohorts and SIDER reported values.

In Sub Cohort 'Clozapine' represent the total baseline population which further breaks down into Gender 'Male' and 'Female' groups.

The columns (Three Months Early, Two Months Early, One Month Early, One Month Later, Two Months Later, Three Months Later) shows the percentages in each monthly interval. The last two columns (SIDER Low End and SIDER High End) shows the SIDER reporting.

Clozapine - Gender Differences (%)

ADR	Trust	Cohort	Sub Cohort	Three Months Early	Two Months Early	One Month Early	One Month Later	Two Months Later	Three Months Later	SIDER Low End	SIDER High End	Measure Values 0.00 56.00	
Convulsion	Oxford	Gender	Female (n=172)	2.33	2.33	2.33	6.40	1.16	4.07				
	SIDER	SIDER	SIDER							3.00			
Hypotension	SLAM	Trust	Clozapine (n=1760)	0.51	0.97	0.80	5.00	2.95	2.56				
			Gender	Male (n=1167)	0.43	0.60	0.34	3.86	2.83	2.49			
			Gender	Female (n=593)	0.67	1.69	1.69	7.25	3.20	2.70			
	Camden & Islington	Trust	Clozapine (n=561)	0.18	0.53	0.18	3.57	2.32	1.78				
			Gender	Male (n=357)	0.28	0.56	0.28	2.52	1.96	1.12			
		Gender	Female (n=204)	0.00	0.49	0.00	5.39	2.94	2.94				
			Oxford	Trust	Clozapine (n=514)	0.58	0.78	0.78	5.64	3.50	2.92		
	Gender	Male (n=342)	0.00		0.29	0.29	4.09	2.34	1.75				
	Gender	Female (n=172)	1.74		1.74	1.74	8.72	5.81	5.23				
	SIDER	SIDER	SIDER								9.00	38.00	
Enuresis	SLAM	Trust	Clozapine (n=1760)	1.02	0.80	1.25	4.20	3.92	3.24				
			Gender	Male (n=1167)	0.60	0.51	0.86	3.17	2.74	2.74			
			Gender	Female (n=593)	1.85	1.35	2.02	6.24	6.24	4.22			
	Camden & Islington	Trust	Clozapine (n=561)	0.71	1.07	1.07	4.10	1.43	1.25				
			Gender	Male (n=357)	0.28	0.84	0.56	3.36	0.84	1.12			
		Gender	Female (n=204)	1.47	1.47	1.96	5.39	2.45	1.47				
			Oxford	Trust	Clozapine (n=514)	1.36	0.58	1.36	4.86	4.47	3.50		
	Gender	Male (n=342)	0.88		0.00	1.17	4.39	3.22	2.05				
	Gender	Female (n=172)	2.33		1.74	1.74	5.81	6.98	6.40				
	SIDER	SIDER	SIDER										
Fever	SLAM	Trust	Clozapine (n=1760)	1.02	1.14	1.65	6.36	4.43	3.13				
			Gender	Male (n=1167)	0.77	0.86	1.20	5.14	3.68	3.00			
			Gender	Female (n=593)	1.52	1.69	2.53	8.77	5.90	3.37			
	Camden & Islington	Trust	Clozapine (n=561)	0.89	0.89	0.53	3.74	2.67	0.89				
			Gender	Male (n=357)	0.56	0.84	0.56	3.64	1.68	0.84			
		Gender	Female (n=204)	1.47	0.98	0.49	3.92	4.41	0.98				
			Oxford	Trust	Clozapine (n=514)	0.39	0.78	0.58	3.11	2.72	2.33		
	Gender	Male (n=342)	0.58		0.88	0.58	3.22	2.05	2.05				
	Gender	Female (n=172)	0.00		0.58	0.58	2.91	4.07	2.91				
	SIDER	SIDER	SIDER								4.00	13.00	
Diarrhoea	SLAM	Trust	Clozapine (n=1760)	1.08	1.31	1.36	4.72	3.58	2.56				
			Gender	Male (n=1167)	0.86	1.37	0.69	3.86	3.43	1.80			
			Gender	Female (n=593)	1.52	1.18	2.70	6.41	3.88	4.05			
	Camden & Islington	Trust	Clozapine (n=561)	0.71	1.25	0.18	3.03	3.39	3.03				
			Gender	Male (n=357)	0.28	0.84	0.28	2.80	3.08	2.24			
		Gender	Female (n=204)	1.47	1.96	0.00	3.43	3.92	4.41				
			Oxford	Trust	Clozapine (n=514)	1.17	0.78	1.36	4.09	3.70	2.53		
	Gender	Male (n=342)	1.17		0.29	1.17	2.34	2.63	1.17				
	Gender	Female (n=172)	1.16		1.74	1.74	7.56	5.81	5.23				
	SIDER	SIDER	SIDER								2.00		
Drymouth	SLAM	Trust	Clozapine (n=1760)	1.08	1.53	1.65	4.66	3.69	2.33				
			Gender	Male (n=1167)	0.86	1.20	1.46	4.20	3.00	2.23			
			Gender	Female (n=593)	1.52	2.19	2.02	5.56	5.06	2.53			
	Camden & Islington	Trust	Clozapine (n=561)	1.25	1.25	1.07	3.92	2.14	0.89				
			Gender	Male (n=357)	0.84	1.40	1.40	4.48	1.68	0.28			
		Gender	Female (n=204)	1.96	0.98	0.49	2.94	2.94	1.96				
			Oxford	Trust	Clozapine (n=514)	1.36	1.36	1.56	3.89	1.36	2.33		
	Gender	Male (n=342)	1.17		0.88	1.46	4.39	1.46	1.46				
	Gender	Female (n=172)	1.74		2.91	1.74	2.91	1.16	4.07				
	SIDER	SIDER	SIDER								5.00	20.00	
Rash	SLAM	Trust	Clozapine (n=1760)	1.25	1.59	2.05	3.64	2.95	2.27				
			Gender	Male (n=1167)	0.86	1.29	1.46	3.17	2.57	1.89			
			Gender	Female (n=593)	2.02	2.19	3.20	4.55	3.71	3.04			
	Camden & Islington	Trust	Clozapine (n=561)	1.25	1.25	0.89	4.28	1.96	2.14				
			Gender	Male (n=357)	0.56	1.12	1.12	4.76	1.68	2.24			
		Gender	Female (n=204)	2.45	1.47	0.49	3.43	2.45	1.96				
			Oxford	Trust	Clozapine (n=514)	0.97	1.17	1.17	3.70	2.33	1.36		
	Gender	Male (n=342)	1.17		0.88	1.17	2.92	1.75	0.88				
	Gender	Female (n=172)	0.58		1.74	1.16	5.23	3.49	2.33				
	SIDER	SIDER	SIDER										
Dyspepsia	SLAM	Trust	Clozapine (n=1760)	0.74	1.08	0.91	3.92	3.13	3.69				
			Gender	Male (n=1167)	0.51	0.77	0.60	3.86	2.74	3.43			
			Gender	Female (n=593)	1.18	1.69	1.52	4.05	3.88	4.22			
	Camden & Islington	Trust	Clozapine (n=561)	0.36	0.53	0.53	4.10	2.67	2.50				

The results are shown in percentages (%) and broken down by ADRs, Trusts (SLAM, Camden & Islington and Oxford), Cohorts, Sub Cohorts and SIDER reported values.

In Sub Cohort 'Clozapine' represent the total baseline population which further breaks down into Gender 'Male' and 'Female' groups.

The columns (Three Months Early, Two Months Early, One Month Early, One Month Later, Two Months Later, Three Months Later) shows the percentages in each monthly interval. The last two columns (SIDER Low End and SIDER High End) shows the SIDER reporting.

Clozapine - Gender Differences (%)

ADR	Trust	Cohort	Sub Cohort	Three Months Early	Two Months Early	One Month Early	One Month Later	Two Months Later	Three Months Later	SIDER Low End	SIDER High End	Measure Values 0.00 56.00	
Dyspepsia	Camden & Islington	Gender	Male (n=357)	0.00	0.84	0.56	5.04	3.08	3.36				
			Female (n=204)	0.98	0.00	0.49	2.45	1.96	0.98				
	Oxford	Trust	Clozapine (n=514)	0.19	0.58	0.78	3.50	4.09	3.70				
			Gender	Male (n=342)	0.29	0.58	0.58	2.34	3.22	2.92			
			Female (n=172)	0.00	0.58	1.16	5.81	5.81	5.23				
	SIDER	SIDER	SIDER							8.00	14.00		
Stomachpain	SLAM	Trust	Clozapine (n=1760)	1.93	1.76	1.93	4.94	3.52	3.52				
			Gender	Male (n=1167)	1.03	1.37	1.20	3.51	2.91	2.14			
				Female (n=593)	3.71	2.53	3.37	7.76	4.72	6.24			
	Camden & Islington	Trust	Clozapine (n=561)	0.89	1.25	0.89	3.39	2.85	2.14				
			Gender	Male (n=357)	0.84	0.84	0.56	2.80	1.96	1.68			
				Female (n=204)	0.98	1.96	1.47	4.41	4.41	2.94			
	Oxford	Trust	Clozapine (n=514)	1.56	0.78	0.78	2.14	0.97	0.97				
			Gender	Male (n=342)	1.46	0.88	0.29	2.34	0.88	0.58			
				Female (n=172)	1.74	0.58	1.74	1.74	1.16	1.74			
		SIDER	SIDER	SIDER									
Sweating	SLAM	Trust	Clozapine (n=1760)	1.08	0.97	1.36	4.43	4.26	2.84				
			Gender	Male (n=1167)	1.20	1.11	1.63	4.37	4.97	3.00			
				Female (n=593)	0.84	0.67	0.84	4.55	2.87	2.53			
	Camden & Islington	Trust	Clozapine (n=561)	0.53	0.53	0.53	2.85	2.14	1.96				
			Gender	Male (n=357)	0.28	0.28	0.56	3.64	2.52	1.40			
				Female (n=204)	0.98	0.98	0.49	1.47	1.47	2.94			
	Oxford	Trust	Clozapine (n=514)	1.17	0.97	0.97	2.72	1.36	1.95				
			Gender	Male (n=342)	1.75	1.17	0.88	2.92	1.17	1.46			
				Female (n=172)	0.00	0.58	1.16	2.33	1.74	2.91			
		SIDER	SIDER	SIDER							6.00		
Tremor	SLAM	Trust	Clozapine (n=1760)	1.48	1.99	2.95	5.51	3.52	3.47				
			Gender	Male (n=1167)	1.03	2.14	3.26	5.74	3.43	3.51			
				Female (n=593)	2.36	1.69	2.36	5.06	3.71	3.37			
	Camden & Islington	Trust	Clozapine (n=561)	1.60	1.78	2.14	3.92	1.96	2.14				
			Gender	Male (n=357)	1.68	2.24	2.52	3.92	1.96	2.52			
		Female (n=204)		1.47	0.98	1.47	3.92	1.96	1.47				
	SIDER	SIDER	SIDER							6.00			
Neutropenia	SLAM	Trust	Clozapine (n=1760)	0.80	0.80	0.74	5.34	2.73	2.61				
			Gender	Male (n=1167)	0.94	0.51	0.69	5.91	3.00	2.49			
				Female (n=593)	0.51	1.35	0.84	4.22	2.19	2.87			
	Camden & Islington	Trust	Clozapine (n=561)	0.00	0.18	0.53	1.60	0.89	1.07				
			Gender	Male (n=357)	0.00	0.00	0.00	1.12	0.84	0.84			
		Female (n=204)		0.00	0.49	1.47	2.45	0.98	1.47				
	SIDER	SIDER	SIDER										
Akathisia	SLAM	Trust	Clozapine (n=1760)	0.80	0.91	0.74	2.67	1.36	0.80				
			Gender	Male (n=1167)	0.77	0.86	0.69	2.74	1.03	0.77			
				Female (n=593)	0.84	1.01	0.84	2.53	2.02	0.84			
	Camden & Islington	Trust	Clozapine (n=561)	0.00	0.53	0.00	1.25	1.07	0.53				
			Gender	Male (n=357)	0.00	0.56	0.00	1.40	1.12	0.56			
				Female (n=204)	0.00	0.49	0.00	0.98	0.98	0.49			
	Oxford	Trust	Clozapine (n=514)	0.97	0.78	0.97	1.36	1.17	0.97				
			Gender	Male (n=342)	1.46	0.58	0.88	1.17	1.17	0.88			
				Female (n=172)	0.00	1.16	1.16	1.74	1.16	1.16			
		SIDER	SIDER	SIDER							3.00		
Blurredvision	SLAM	Trust	Clozapine (n=1760)	0.34	0.91	0.63	2.05	1.25	1.02				
			Gender	Male (n=1167)	0.43	0.94	0.51	1.37	1.20	0.94			
				Female (n=593)	0.17	0.84	0.84	3.37	1.35	1.18			
	Camden & Islington	Trust	Clozapine (n=561)	0.89	0.53	0.71	1.25	0.36	0.89				
			Gender	Male (n=357)	0.84	0.28	0.56	1.12	0.28	0.84			
				Female (n=204)	0.98	0.98	0.98	1.47	0.49	0.98			
	Oxford	Trust	Clozapine (n=514)	0.19	0.39	0.39	1.56	1.56	1.17				
			Gender	Male (n=342)	0.29	0.29	0.29	1.46	1.75	0.88			
				Female (n=172)	0.00	0.58	0.58	1.74	1.16	1.74			
		SIDER	SIDER	SIDER							5.00		

The results are shown in percentages (%) and broken down by ADRs, Trusts (SLAM, Camden & Islington and Oxford), Cohorts, Sub Cohorts and SIDER reported values.

In Sub Cohort 'Clozapine' represent the total baseline population which further breaks down into Gender 'Male' and 'Female' groups.

The columns (Three Months Early, Two Months Early, One Month Early, One Month Later, Two Months Later, Three Months Later) shows the percentages in each monthly interval. The last two columns (SIDER Low End and SIDER High End) shows the SIDER reporting.

Clozapine - Ethnic Background (%)

ADR	Trust	Cohort	Sub Cohort	Three Months	Two Months	One Month	One Month	Two Months	Three Months	SIDER Low End	SIDER High End	Measure Values	
				Early	Early	Early	Later	Later	Later				
Agitation	SLAM	Trust	Clozapine (n=1760)	17.61	22.10	26.53	46.59	32.56	26.99	4.00		0.00 56.00	
			Ethnic Background	White (n=821)	16.32	21.80	23.26	38.98	26.31				22.53
				Black (n=704)	19.03	25.43	27.13	45.45	30.68				26.28
				Asian (n=93)	18.28	19.35	24.73	45.16	25.81				23.66
	Other (n=142)	22.54	21.13	30.99	45.77	37.32	30.28						
	Camden & Islington	Trust	Clozapine (n=561)	13.37	17.83	18.36	43.14	28.34	21.03				
			Ethnic Background	White (n=347)	12.10	16.43	18.44	40.63	26.51				19.02
				Black (n=120)	15.83	25.83	22.50	49.17	32.50				21.67
				Asian (n=41)	17.07	9.76	14.63	51.22	29.27				31.71
	Others (n=53)	13.21	11.32	11.32	28.30	22.64	22.64						
	Oxford	Trust	Clozapine (n=514)	14.59	15.76	16.34	34.24	25.10	20.62				
			Ethnic Background	White (n=426)	14.55	15.73	16.20	34.74	25.82				21.36
				Black (n=20)	10.00	10.00	10.00	35.00	25.00				15.00
				Asian (n=41)	12.20	17.07	19.51	36.59	21.95				19.51
Others (n=27)	22.22	18.52	18.52	22.22	18.52	14.81							
	SIDER	SIDER	SIDER										
Fatigue	SLAM	Trust	Clozapine (n=1760)	12.67	14.83	15.85	43.58	35.80	30.51				
			Ethnic Background	White (n=821)	13.03	13.89	14.62	35.69	29.72				24.24
				Black (n=704)	15.20	16.19	17.05	41.62	34.66				28.27
				Asian (n=93)	15.05	11.83	16.13	45.16	30.11				24.73
	Other (n=142)	13.38	12.68	12.68	43.66	34.51	31.69						
	Camden & Islington	Trust	Clozapine (n=561)	10.34	12.30	13.37	41.18	29.23	26.56				
			Ethnic Background	White (n=347)	8.65	13.26	11.24	39.77	30.26				24.21
				Black (n=120)	15.00	11.67	18.33	41.67	30.00				32.50
				Asian (n=41)	12.20	7.32	14.63	51.22	29.27				36.59
	Others (n=53)	9.43	5.66	11.32	30.19	24.53	20.75						
	Oxford	Trust	Clozapine (n=514)	9.73	11.87	12.06	35.21	27.43	26.85				
			Ethnic Background	White (n=426)	9.62	12.21	12.44	35.45	26.53				26.53
				Black (n=20)	5.00	10.00	10.00	30.00	25.00				30.00
				Asian (n=41)	4.88	4.88	4.88	29.27	24.39				24.39
Others (n=27)	22.22	18.52	18.52	44.44	48.15	33.33							
	SIDER	SIDER	SIDER										
Sedation	SLAM	Trust	Clozapine (n=1760)	12.67	12.16	14.83	43.86	35.51	29.83				
			Ethnic Background	White (n=821)	12.91	11.57	14.25	38.49	30.33				23.63
				Black (n=704)	15.06	13.49	16.62	44.89	35.37				27.56
				Asian (n=93)	17.20	12.90	11.83	46.24	35.48				23.66
	Other (n=142)	16.20	14.08	14.79	42.25	38.73	28.87						
	Camden & Islington	Trust	Clozapine (n=561)	5.17	9.09	9.09	38.15	26.56	21.93				
			Ethnic Background	White (n=347)	3.17	9.22	7.20	37.18	25.65				21.04
				Black (n=120)	10.83	11.67	15.83	39.17	29.17				25.83
				Asian (n=41)	7.32	4.88	9.76	46.34	31.71				24.39
	Others (n=53)	5.66	5.66	7.55	24.53	18.87	16.98						
	Oxford	Trust	Clozapine (n=514)	7.20	8.37	9.34	31.52	21.40	18.48				
			Ethnic Background	White (n=426)	7.04	7.75	8.45	30.75	20.66				18.54
				Black (n=20)	10.00	5.00	15.00	30.00	30.00				30.00
				Asian (n=41)	2.44	12.20	12.20	31.71	14.63				14.63
Others (n=27)	14.81	14.81	14.81	44.44	37.04	14.81							
	SIDER	SIDER	SIDER						25.00	46.00			
Dizziness	SLAM	Trust	Clozapine (n=1760)	2.78	4.20	4.09	16.59	13.13	11.19				
			Ethnic Background	White (n=821)	3.29	4.51	3.53	12.67	8.40				6.94
				Black (n=704)	3.84	5.26	4.12	14.77	9.80				8.10
				Asian (n=93)	4.30	1.08	3.23	15.05	17.20				7.53
	Other (n=142)	0.70	3.52	2.11	18.31	14.79	17.61						
	Camden & Islington	Trust	Clozapine (n=561)	3.21	3.39	3.74	18.18	13.73	9.09				
			Ethnic Background	White (n=347)	4.03	3.46	2.88	18.73	14.41				9.22
				Black (n=120)	2.50	2.50	5.83	19.17	13.33				10.00
				Asian (n=41)	0.00	7.32	4.88	19.51	17.07				12.20
	Others (n=53)	3.77	3.77	5.66	11.32	5.66	3.77						
	Oxford	Trust	Clozapine (n=514)	3.89	4.09	4.47	17.70	13.04	10.12				
			Ethnic Background	White (n=426)	3.76	3.99	4.46	18.31	12.91				10.33
				Black (n=20)	5.00	0.00	5.00	15.00	5.00				10.00
				Asian (n=41)	2.44	7.32	4.88	9.76	12.20				9.76
Others (n=27)	7.41	3.70	3.70	22.22	22.22	7.41							
	SIDER	SIDER	SIDER						12.00	27.00			
Tachycardia	SLAM	Trust	Clozapine (n=1760)	2.27	2.05	2.50	15.40	12.95	9.94				
			Ethnic Background	White (n=821)	1.95	2.68	2.44	13.03	11.21				7.80
				Black (n=704)	2.27	3.13	2.84	15.20	13.07				9.09

The results are shown in percentages (%) and broken down by ADRs, Trusts (SLAM, Camden & Islington and Oxford), Cohorts, Sub Cohorts and SIDER reported values.

In Sub Cohort 'Clozapine' represent the total baseline population which further breaks down into 'White', 'Black', 'Asian' and 'Others' ethnic groups. The columns (Three Months Early, Two Months Early, One Month Early, One Month Later, Two Months Later, Three Months Later) shows the percentages in each monthly interval. The last two columns (SIDER Low End and SIDER High End) shows the SIDER reporting.

Clozapine - Ethnic Background (%)

ADR	Trust	Cohort	Sub Cohort	Three Months	Two Months	One Month	One Month	Two Months	Three Months	SIDER Low End	SIDER High End	Measure Values 0.00 56.00	
				Early	Early	Early	Later	Later	Later				
Tachycardia	SLAM	Ethnic Background	Asian (n=93)	0.00	2.15	3.23	18.28	12.90	5.38	11.00	25.00		
			Other (n=142)	2.11	2.11	1.41	16.20	16.90	12.68				
	Camden & Islington	Trust	Ethnic Background	Clozapine (n=561)	1.43	1.43	0.89	11.23	8.38				6.95
				White (n=347)	1.44	0.29	1.15	9.22	8.36				5.19
				Black (n=120)	1.67	4.17	0.83	15.00	8.33				10.00
				Asian (n=41)	0.00	2.44	0.00	24.39	9.76				7.32
				Others (n=53)	3.77	0.00	0.00	7.55	5.66				13.21
	Oxford	Trust	Ethnic Background	Clozapine (n=514)	0.78	1.36	1.56	10.89	10.51				7.59
				White (n=426)	0.70	1.41	1.64	10.80	9.39				7.28
				Black (n=20)	0.00	0.00	0.00	20.00	20.00				5.00
				Asian (n=41)	2.44	2.44	2.44	9.76	9.76				4.88
				Others (n=27)	0.00	0.00	0.00	7.41	22.22				18.52
	SIDER	SIDER	SIDER										
Weightgain	SLAM	Trust	Ethnic Background	Clozapine (n=1760)	3.75	4.43	5.06	15.34	10.91	10.34	4.00	56.00	
				White (n=821)	4.14	4.26	4.99	13.40	9.87	9.14			
				Black (n=704)	4.83	4.97	5.82	15.63	11.51	10.65			
				Asian (n=93)	1.08	5.38	6.45	19.35	9.68	9.68			
				Other (n=142)	4.93	6.34	4.23	19.01	14.08	12.68			
	Camden & Islington	Trust	Ethnic Background	Clozapine (n=561)	2.50	3.39	1.96	11.76	6.60	6.24			
				White (n=347)	2.88	3.75	2.02	13.26	6.63	5.48			
				Black (n=120)	1.67	2.50	3.33	10.83	7.50	9.17			
				Asian (n=41)	4.88	4.88	0.00	9.76	7.32	9.76			
				Others (n=53)	0.00	3.77	0.00	9.43	7.55	7.55			
	Oxford	Trust	Ethnic Background	Clozapine (n=514)	3.50	3.31	3.70	11.28	9.92	7.78			
				White (n=426)	3.99	3.29	3.52	11.03	10.09	8.45			
				Black (n=20)	0.00	0.00	0.00	20.00	5.00	5.00			
Asian (n=41)				0.00	0.00	0.00	7.32	4.88	0.00				
Others (n=27)				3.70	11.11	14.81	14.81	18.52	11.11				
SIDER	SIDER	SIDER											
Hypersalivation	SLAM	Trust	Ethnic Background	Clozapine (n=1760)	1.19	1.48	2.10	14.32	13.24	11.31	1.00	48.00	
				White (n=821)	1.10	1.34	1.34	12.79	11.57	9.99			
				Black (n=704)	1.28	1.56	1.56	14.91	13.49	11.65			
				Asian (n=93)	0.00	2.15	4.30	15.05	12.90	8.60			
				Other (n=142)	2.11	1.41	4.23	16.20	16.20	11.97			
	Camden & Islington	Trust	Ethnic Background	Clozapine (n=561)	1.07	1.43	0.53	14.26	6.95	7.66			
				White (n=347)	0.58	1.44	0.58	15.56	7.49	8.65			
				Black (n=120)	0.83	2.50	0.00	10.83	6.67	7.50			
				Asian (n=41)	0.00	0.00	2.44	17.07	7.32	0.00			
				Others (n=53)	5.66	0.00	0.00	7.55	1.89	7.55			
	Oxford	Trust	Ethnic Background	Clozapine (n=514)	0.97	0.78	1.56	12.65	10.70	5.84			
				White (n=426)	0.23	0.94	1.64	13.38	11.27	6.10			
				Black (n=20)	10.00	0.00	0.00	10.00	5.00	0.00			
Asian (n=41)				2.44	0.00	0.00	7.32	9.76	7.32				
Others (n=27)				3.70	0.00	3.70	11.11	7.41	3.70				
SIDER	SIDER	SIDER											
Feelingsick	SLAM	Trust	Ethnic Background	Clozapine (n=1760)	4.66	4.94	6.48	14.32	11.19	9.09	1.00	48.00	
				White (n=821)	4.51	4.38	5.72	12.67	9.38	6.46			
				Black (n=704)	5.26	5.11	6.68	14.77	10.94	7.53			
				Asian (n=93)	8.60	5.38	5.38	10.75	8.60	6.45			
				Other (n=142)	5.63	7.04	8.45	14.79	12.68	11.27			
	Camden & Islington	Trust	Ethnic Background	Clozapine (n=561)	3.74	3.92	3.03	10.52	7.13	7.66			
				White (n=347)	3.17	3.75	3.75	11.53	8.65	7.20			
				Black (n=120)	5.00	6.67	2.50	10.00	3.33	10.00			
				Asian (n=41)	2.44	0.00	2.44	4.88	2.44	2.44			
				Others (n=53)	5.66	3.77	1.89	13.21	5.66	7.55			
	Oxford	Trust	Ethnic Background	Clozapine (n=514)	3.89	5.25	5.06	14.20	9.73	7.20			
				White (n=426)	3.76	4.93	5.16	14.79	9.39	7.75			
				Black (n=20)	0.00	0.00	0.00	10.00	5.00	0.00			
Asian (n=41)				4.88	4.88	7.32	12.20	7.32	4.88				
Others (n=27)				7.41	14.81	3.70	11.11	22.22	7.41				
SIDER	SIDER	SIDER											
Confusion	SLAM	Trust	Ethnic Background	Clozapine (n=1760)	4.72	5.51	6.08	13.92	8.47	6.76			
				White (n=821)	5.36	5.85	5.85	12.55	6.58	5.48			
				Black (n=704)	6.25	6.82	6.82	14.63	7.67	6.39			
				Asian (n=93)	2.15	0.00	4.30	10.75	10.75	3.23			
				Other (n=142)	7.04	3.52	4.93	11.27	9.86	7.75			
	Camden & Islington	Trust	Clozapine (n=561)	3.57	6.24	5.53	12.66	6.77	5.88				

The results are shown in percentages (%) and broken down by ADRs, Trusts (SLAM, Camden & Islington and Oxford), Cohorts, Sub Cohorts and SIDER reported values.

In Sub Cohort 'Clozapine' represent the total baseline population which further breaks down into 'White', 'Black', 'Asian' and 'Others' ethnic groups. The columns (Three Months Early, Two Months Early, One Month Early, One Month Later, Two Months Later, Three Months Later) shows the percentages in each monthly interval. The last two columns (SIDER Low End and SIDER High End) shows the SIDER reporting.

Clozapine - Ethnic Background (%)

ADR	Trust	Cohort	Sub Cohort	Three Months	Two Months	One Month	One Month	Two Months	Three Months	SIDER	SIDER	Measure Values	
				Early	Early	Early	Later	Later	Later	Low End	High End		
Confusion	Camden & Islington	Ethnic Background	White (n=347)	3.75	5.19	6.05	10.95	6.34	4.90				
			Black (n=120)	4.17	8.33	7.50	19.17	11.67	9.17				
			Asian (n=41)	2.44	9.76	0.00	14.63	2.44	4.88				
			Others (n=53)	1.89	5.66	3.77	9.43	1.89	5.66				
	Oxford	Trust	Clozapine (n=514)		2.53	3.89	3.89	9.92	6.42	5.25			
				Ethnic Background	White (n=426)	2.35	3.99	4.23	10.80	5.87	5.16		
					Black (n=20)	0.00	0.00	0.00	10.00	10.00	10.00		
					Asian (n=41)	0.00	2.44	0.00	0.00	9.76	4.88		
			Others (n=27)	11.11	7.41	7.41	11.11	7.41	3.70				
		SIDER	SIDER	SIDER							3.00		
Constipation	SLAM	Trust	Clozapine (n=1760)	1.76	1.99	2.16	12.27	11.70	9.49				
			Ethnic Background	White (n=821)	1.46	1.83	2.31	9.14	9.14	8.04			
				Black (n=704)	1.70	2.13	2.70	10.65	10.65	9.38			
				Asian (n=93)	1.08	1.08	0.00	20.43	17.20	8.60			
			Other (n=142)	4.93	2.82	2.11	14.79	14.79	9.86				
	Camden & Islington	Trust	Clozapine (n=561)		1.07	2.50	1.78	11.41	7.13	5.70			
				Ethnic Background	White (n=347)	1.44	2.59	2.31	12.97	8.07	6.05		
					Black (n=120)	0.00	3.33	0.83	9.17	8.33	6.67		
					Asian (n=41)	0.00	0.00	0.00	14.63	2.44	2.44		
			Others (n=53)	1.89	1.89	1.89	3.77	3.77	3.77				
	Oxford	Trust	Clozapine (n=514)		0.58	0.97	1.36	10.31	7.78	7.78			
				Ethnic Background	White (n=426)	0.70	0.94	1.17	10.09	8.22	7.51		
					Black (n=20)	0.00	0.00	5.00	5.00	5.00	15.00		
					Asian (n=41)	0.00	2.44	2.44	12.20	7.32	9.76		
			Others (n=27)	0.00	0.00	0.00	14.81	3.70	3.70				
		SIDER	SIDER	SIDER							10.00	25.00	
Headache	SLAM	Trust	Clozapine (n=1760)	4.20	4.55	5.45	12.44	8.18	5.91				
			Ethnic Background	White (n=821)	4.38	5.24	5.36	10.35	7.80	4.51			
				Black (n=704)	5.11	6.11	6.25	12.07	9.09	5.26			
				Asian (n=93)	2.15	3.23	4.30	13.98	6.45	7.53			
			Other (n=142)	5.63	8.45	5.63	14.08	10.56	7.04				
	Camden & Islington	Trust	Clozapine (n=561)		2.32	3.57	4.28	9.27	6.42	4.63			
				Ethnic Background	White (n=347)	2.31	3.17	3.46	8.65	5.76	4.03		
					Black (n=120)	2.50	5.00	6.67	10.00	6.67	6.67		
					Asian (n=41)	4.88	4.88	2.44	12.20	12.20	4.88		
			Others (n=53)	0.00	3.77	5.66	5.66	1.89	1.89				
	Oxford	Trust	Clozapine (n=514)		3.89	3.89	4.09	10.89	8.37	7.59			
				Ethnic Background	White (n=426)	3.99	3.76	3.99	10.33	8.92	7.75		
					Black (n=20)	5.00	5.00	5.00	5.00	10.00	0.00		
					Asian (n=41)	4.88	7.32	7.32	19.51	4.88	14.63		
			Others (n=27)	0.00	0.00	0.00	11.11	3.70	0.00				
		SIDER	SIDER	SIDER									
Hyperprolactinaemia	SLAM	Trust	Clozapine (n=1760)	3.18	3.64	4.20	8.52	5.06	4.15				
			Ethnic Background	White (n=821)	3.41	4.14	5.12	8.40	5.12	4.02			
				Black (n=704)	3.98	4.83	5.97	9.80	5.97	4.69			
				Asian (n=93)	4.30	3.23	4.30	12.90	3.23	2.15			
			Other (n=142)	3.52	4.93	3.52	8.45	4.23	3.52				
	Camden & Islington	Trust	Clozapine (n=561)		1.60	1.78	2.67	8.20	4.10	3.57			
				Ethnic Background	White (n=347)	0.29	1.44	1.73	6.05	3.46	3.46		
					Black (n=120)	5.00	4.17	5.00	14.17	4.17	2.50		
					Asian (n=41)	2.44	0.00	4.88	12.20	2.44	2.44		
			Others (n=53)	1.89	0.00	1.89	5.66	5.66	5.66				
	Oxford	Trust	Clozapine (n=514)		3.70	4.09	4.28	8.75	4.47	4.86			
				Ethnic Background	White (n=426)	3.52	3.76	3.99	8.45	4.46	3.99		
					Black (n=20)	5.00	0.00	5.00	10.00	5.00	5.00		
					Asian (n=41)	0.00	2.44	2.44	7.32	2.44	7.32		
			Others (n=27)	11.11	14.81	11.11	14.81	7.41	14.81				
		SIDER	SIDER	SIDER									
Insomnia	SLAM	Trust	Clozapine (n=1760)	3.92	4.03	5.17	10.40	6.48	4.03				
			Ethnic Background	White (n=821)	3.29	3.90	5.36	7.80	5.24	3.05			
				Black (n=704)	3.84	4.55	6.25	9.09	6.11	3.55			
				Asian (n=93)	7.53	3.23	9.68	11.83	3.23	4.30			
			Other (n=142)	7.75	4.93	5.63	10.56	7.75	4.93				
	Camden & Islington	Trust	Clozapine (n=561)		3.57	3.39	3.74	8.91	3.39	4.28			
				Ethnic Background	White (n=347)	3.75	3.46	4.03	8.93	3.75	4.03		
					Black (n=120)	4.17	4.17	2.50	8.33	2.50	5.00		
					Asian (n=41)	2.44	2.44	4.88	12.20	4.88	4.88		

The results are shown in percentages (%) and broken down by ADRs, Trusts (SLAM, Camden & Islington and Oxford), Cohorts, Sub Cohorts and SIDER reported values.

In Sub Cohort 'Clozapine' represent the total baseline population which further breaks down into 'White', 'Black', 'Asian' and 'Others' ethnic groups. The columns (Three Months Early, Two Months Early, One Month Early, One Month Later, Two Months Later, Three Months Later) shows the percentages in each monthly interval. The last two columns (SIDER Low End and SIDER High End) shows the SIDER reporting.

Clozapine - Ethnic Background (%)

ADR	Trust	Cohort	Sub Cohort	Three Months	Two Months	One Month	One Month	Two Months	Three Months	SIDER Low End	SIDER High End	Measure Values 0.00 56.00	
				Early	Early	Early	Later	Later	Later				
Insomnia	Islington	Background	Others (n=53)	1.89	0.00	3.77	9.43	3.77	3.77				
			Oxford	Trust	Clozapine (n=514)	5.84	4.86	5.84	8.37	6.81	4.09		
	Oxford	Ethnic Background	White (n=426)	5.87	4.69	5.63	8.92	6.57	4.69				
			Black (n=20)	10.00	0.00	0.00	5.00	5.00	5.00				
			Asian (n=41)	4.88	7.32	7.32	7.32	12.20	0.00				
			Others (n=27)	3.70	7.41	11.11	3.70	3.70	0.00				
SIDER	SIDER	SIDER							20.00	33.00			
Hypertension	SLAM	Ethnic Background	Trust	Clozapine (n=1760)	2.05	2.22	3.13	9.15	5.74	4.60			
			White (n=821)	2.68	3.17	4.02	10.48	7.19	5.60				
			Black (n=704)	3.13	3.69	4.69	12.22	8.38	6.53				
			Asian (n=93)	1.08	2.15	2.15	8.60	5.38	2.15				
			Other (n=142)	1.41	1.41	2.11	11.27	4.93	4.23				
	Camden & Islington	Ethnic Background	Trust	Clozapine (n=561)	0.71	0.71	1.60	7.13	4.63	2.67			
			White (n=347)	0.58	0.86	2.02	8.07	5.48	2.02				
			Black (n=120)	0.83	0.83	0.83	7.50	3.33	5.00				
			Asian (n=41)	0.00	0.00	0.00	2.44	2.44	2.44				
			Others (n=53)	1.89	0.00	1.89	3.77	1.89	1.89				
	Oxford	Ethnic Background	Trust	Clozapine (n=514)	1.36	1.36	1.56	5.06	4.28	2.14			
			White (n=426)	1.17	1.41	1.41	3.99	3.99	1.88				
			Black (n=20)	0.00	0.00	0.00	0.00	10.00	0.00				
			Asian (n=41)	0.00	0.00	0.00	7.32	2.44	2.44				
			Others (n=27)	7.41	3.70	7.41	22.22	7.41	7.41				
	SIDER	SIDER	SIDER							4.00	12.00		
	Vomiting	SLAM	Ethnic Background	Trust	Clozapine (n=1760)	2.56	2.50	3.01	8.86	6.82	5.00		
				White (n=821)	2.68	1.95	2.92	7.80	5.60	3.53			
Black (n=704)				3.13	2.27	3.41	9.09	6.53	4.12				
Asian (n=93)				4.30	3.23	3.23	5.38	8.60	5.38				
Other (n=142)				1.41	4.93	4.23	6.34	7.75	4.93				
Camden & Islington		Ethnic Background	Trust	Clozapine (n=561)	2.14	2.50	2.85	6.77	4.99	4.63			
			White (n=347)	1.73	2.88	2.59	6.63	4.03	3.75				
			Black (n=120)	2.50	2.50	4.17	10.00	8.33	7.50				
			Asian (n=41)	2.44	2.44	2.44	2.44	2.44	0.00				
			Others (n=53)	3.77	0.00	1.89	3.77	5.66	5.66				
Oxford		Ethnic Background	Trust	Clozapine (n=514)	1.75	2.72	2.92	7.59	5.25	5.06			
			White (n=426)	1.88	2.35	2.58	7.51	5.16	5.87				
			Black (n=20)	0.00	5.00	5.00	5.00	5.00	0.00				
			Asian (n=41)	2.44	4.88	2.44	7.32	7.32	2.44				
			Others (n=27)	0.00	3.70	7.41	11.11	3.70	0.00				
SIDER		SIDER	SIDER							3.00	17.00		
Shaking		SLAM	Ethnic Background	Trust	Clozapine (n=1760)	3.13	2.95	3.92	9.55	5.40	5.06		
				White (n=821)	3.17	2.80	3.29	7.67	4.26	3.41			
	Black (n=704)			3.69	3.27	3.84	8.95	4.97	3.98				
	Asian (n=93)			2.15	2.15	3.23	15.05	9.68	9.68				
	Other (n=142)			4.23	3.52	4.23	7.04	7.75	3.52				
	Camden & Islington	Ethnic Background	Trust	Clozapine (n=561)	1.78	1.96	3.74	6.06	3.92	2.85			
			White (n=347)	1.73	1.15	2.59	4.61	3.17	1.73				
			Black (n=120)	1.67	2.50	5.83	9.17	4.17	4.17				
			Asian (n=41)	0.00	2.44	2.44	2.44	2.44	2.44				
			Others (n=53)	1.89	1.89	5.66	5.66	7.55	7.55				
	Oxford	Ethnic Background	Trust	Clozapine (n=514)	2.92	3.31	3.89	7.78	4.47	4.86			
			White (n=426)	3.29	3.76	4.46	8.45	5.16	4.93				
			Black (n=20)	0.00	0.00	0.00	0.00	0.00	0.00				
			Asian (n=41)	0.00	0.00	0.00	4.88	2.44	2.44				
			Others (n=27)	3.70	3.70	3.70	7.41	0.00	11.11				
	SIDER	SIDER	SIDER										
	Abdominalpain	SLAM	Ethnic Background	Trust	Clozapine (n=1760)	1.88	1.99	2.56	8.01	6.02	4.72		
				White (n=821)	1.83	1.95	2.19	6.94	4.38	3.90			
Black (n=704)				2.13	2.27	2.56	8.10	5.11	4.55				
Asian (n=93)				1.08	1.08	1.08	8.60	9.68	4.30				
Other (n=142)				4.23	2.82	2.82	8.45	9.15	5.63				
Camden & Islington		Ethnic Background	Trust	Clozapine (n=561)	0.89	0.89	1.60	3.92	3.57	3.39			
			White (n=347)	0.58	0.86	0.86	3.46	3.17	2.88				
			Black (n=120)	0.83	0.83	4.17	4.17	4.17	4.17				
			Asian (n=41)	0.00	0.00	0.00	4.88	4.88	4.88				
Oxford		Ethnic Background	Trust	Clozapine (n=514)	1.75	1.36	1.75	7.39	4.47	5.64			
			White (n=426)	1.17	1.41	1.64	7.51	4.93	6.10				

The results are shown in percentages (%) and broken down by ADRs, Trusts (SLAM, Camden & Islington and Oxford), Cohorts, Sub Cohorts and SIDER reported values.

In Sub Cohort 'Clozapine' represent the total baseline population which further breaks down into 'White', 'Black', 'Asian' and 'Others' ethnic groups. The columns (Three Months Early, Two Months Early, One Month Early, One Month Later, Two Months Later, Three Months Later) shows the percentages in each monthly interval. The last two columns (SIDER Low End and SIDER High End) shows the SIDER reporting.

Clozapine - Ethnic Background (%)

ADR	Trust	Cohort	Sub Cohort	Three Months Early	Two Months Early	One Month Early	One Month Later	Two Months Later	Three Months Later	SIDER Low End	SIDER High End	Measure Values 0.00 56.00	
Abdominalpain	Oxford	Ethnic Background	Black (n=20)	5.00	0.00	0.00	5.00	5.00	0.00	4.00			
			Asian (n=41)	7.32	2.44	0.00	2.44	0.00	4.88				
			Others (n=27)	0.00	0.00	7.41	14.81	3.70	3.70				
	SIDER	SIDER	SIDER										
Convulsion	SLAM	Trust	Clozapine (n=1760)	1.36	1.70	1.82	7.05	4.94	4.03				
			Ethnic Background	White (n=821)	0.49	1.71	0.85	1.83	2.92				2.31
				Black (n=704)	0.57	1.99	0.99	2.13	3.41				2.70
				Asian (n=93)	3.23	1.08	3.23	8.60	3.23				2.15
				Other (n=142)	2.11	1.41	1.41	9.15	3.52				4.23
	Camden & Islington	Trust	Clozapine (n=561)	0.53	0.53	0.36	2.85	2.14	1.07				
			Ethnic Background	White (n=347)	0.58	0.29	0.00	2.88	2.31				1.15
				Black (n=120)	0.83	1.67	1.67	3.33	1.67				0.83
				Asian (n=41)	0.00	0.00	0.00	0.00	2.44				0.00
				Others (n=53)	1.89	1.89	1.89	5.66	3.77				3.77
	Oxford	Trust	Clozapine (n=514)	1.36	1.36	1.56	6.42	3.11	2.72				
			Ethnic Background	White (n=426)	1.64	1.41	1.88	6.34	3.05				3.29
				Black (n=20)	0.00	0.00	0.00	10.00	10.00				0.00
				Asian (n=41)	0.00	0.00	0.00	4.88	2.44				0.00
				Others (n=27)	0.00	3.70	0.00	7.41	0.00				0.00
	SIDER	SIDER	SIDER						3.00				
Hypotension	SLAM	Trust	Clozapine (n=1760)	0.51	0.97	0.80	5.00	2.95	2.56				
			Ethnic Background	White (n=821)	0.49	0.73	0.37	3.78	1.46				1.46
				Black (n=704)	0.57	0.85	0.43	4.40	1.70				1.70
				Asian (n=93)	0.00	1.08	2.15	6.45	2.15				3.23
				Other (n=142)	0.70	2.11	2.11	9.86	4.93				2.11
	Camden & Islington	Trust	Clozapine (n=561)	0.18	0.53	0.18	3.57	2.32	1.78				
			Ethnic Background	White (n=347)	0.29	0.58	0.29	4.90	2.59				2.59
				Black (n=120)	0.00	0.83	0.00	0.83	3.33				0.00
				Asian (n=41)	0.00	0.00	0.00	4.88	0.00				0.00
				Others (n=53)	0.00	0.00	0.00	0.00	0.00				1.89
	Oxford	Trust	Clozapine (n=514)	0.58	0.78	0.78	5.64	3.50	2.92				
			Ethnic Background	White (n=426)	0.47	0.94	0.94	5.63	3.29				3.29
				Black (n=20)	0.00	0.00	0.00	10.00	0.00				0.00
				Asian (n=41)	0.00	0.00	0.00	0.00	4.88				0.00
				Others (n=27)	3.70	0.00	0.00	11.11	7.41				3.70
	SIDER	SIDER	SIDER						9.00				38.00
Nausea	SLAM	Trust	Clozapine (n=1760)	1.14	1.08	1.19	6.08	5.23	3.69				
			Ethnic Background	White (n=821)	1.58	0.97	0.97	3.78	4.14				2.44
				Black (n=704)	1.85	1.14	1.14	4.40	4.83				2.84
				Asian (n=93)	2.15	1.08	2.15	8.60	7.53				2.15
				Other (n=142)	0.70	1.41	0.00	5.63	8.45				3.52
	Camden & Islington	Trust	Clozapine (n=561)	0.89	1.43	0.36	4.63	3.57	3.57				
			Ethnic Background	White (n=347)	0.86	1.73	0.00	5.19	4.32				2.88
				Black (n=120)	0.00	1.67	0.00	5.00	0.83				5.00
				Asian (n=41)	0.00	0.00	2.44	2.44	4.88				4.88
				Others (n=53)	1.89	1.89	0.00	3.77	3.77				1.89
	Oxford	Trust	Clozapine (n=514)	0.97	0.58	1.36	4.86	3.70	2.92				
			Ethnic Background	White (n=426)	0.94	0.70	1.41	4.46	3.29				3.05
				Black (n=20)	0.00	0.00	0.00	0.00	0.00				5.00
				Asian (n=41)	2.44	0.00	0.00	9.76	9.76				2.44
				Others (n=27)	0.00	0.00	3.70	7.41	3.70				0.00
	SIDER	SIDER	SIDER						3.00				17.00
Backache	SLAM	Trust	Clozapine (n=1760)	1.14	1.59	2.44	4.94	3.35	2.73				
			Ethnic Background	White (n=821)	0.85	1.10	1.58	5.36	2.56				1.34
				Black (n=704)	0.99	1.28	1.85	6.25	2.98				1.56
				Asian (n=93)	3.23	4.30	3.23	7.53	5.38				4.30
				Other (n=142)	3.52	0.70	2.11	6.34	4.23				2.82
	Camden & Islington	Trust	Clozapine (n=561)	1.43	1.25	1.96	5.35	3.03	3.03				
			Ethnic Background	White (n=347)	1.73	1.15	2.02	6.05	3.46				2.31
				Black (n=120)	0.83	2.50	3.33	6.67	3.33				5.83
				Asian (n=41)	2.44	0.00	0.00	0.00	2.44				2.44
				Others (n=53)	0.00	0.00	0.00	1.89	0.00				1.89
	Oxford	Trust	Clozapine (n=514)	1.17	1.17	1.36	5.84	3.89	2.92				
			Ethnic Background	White (n=426)	0.94	1.41	1.41	6.10	4.46				3.29
				Black (n=20)	5.00	0.00	0.00	5.00	0.00				0.00
				Asian (n=41)	0.00	0.00	0.00	4.88	0.00				0.00
				Others (n=27)	3.70	0.00	3.70	3.70	3.70				3.70

The results are shown in percentages (%) and broken down by ADRs, Trusts (SLAM, Camden & Islington and Oxford), Cohorts, Sub Cohorts and SIDER reported values.

In Sub Cohort 'Clozapine' represent the total baseline population which further breaks down into 'White', 'Black', 'Asian' and 'Others' ethnic groups. The columns (Three Months Early, Two Months Early, One Month Early, One Month Later, Two Months Later, Three Months Later) shows the percentages in each monthly interval. The last two columns (SIDER Low End and SIDER High End) shows the SIDER reporting.

Clozapine - Ethnic Background (%)

ADR	Trust	Cohort	Sub Cohort	Three Months Early	Two Months Early	One Month Early	One Month Later	Two Months Later	Three Months Later	SIDER Low End	SIDER High End	Measure Values 0.00 56.00	
Backache	SIDER	SIDER	SIDER							5.00			
Fever	SLAM	Trust	Clozapine (n=1760)	1.02	1.14	1.65	6.36	4.43	3.13				
			Ethnic Background	White (n=821)	1.34	1.34	1.58	5.97	4.14	2.92			
				Black (n=704)	1.56	1.56	1.85	6.96	4.83	3.41			
				Asian (n=93)	1.08	0.00	2.15	6.45	3.23	1.08			
			Other (n=142)	0.70	0.70	0.70	9.15	6.34	3.52				
	Camden & Islington	Trust	Clozapine (n=561)	0.89	0.89	0.53	3.74	2.67	0.89				
			Ethnic Background	White (n=347)	1.15	1.15	0.29	3.17	2.88	0.58			
				Black (n=120)	0.83	0.83	0.83	5.83	3.33	2.50			
				Asian (n=41)	0.00	0.00	0.00	0.00	2.44	0.00			
			Others (n=53)	0.00	0.00	1.89	5.66	3.77	1.89				
	Oxford	Trust	Clozapine (n=514)	0.39	0.78	0.58	3.11	2.72	2.33				
			Ethnic Background	White (n=426)	0.23	0.70	0.47	3.05	2.82	2.58			
				Black (n=20)	0.00	5.00	0.00	0.00	0.00	0.00			
				Asian (n=41)	0.00	0.00	2.44	4.88	2.44	0.00			
			Others (n=27)	3.70	0.00	0.00	3.70	3.70	3.70				
		SIDER	SIDER	SIDER							4.00	13.00	
Enuresis	SLAM	Trust	Clozapine (n=1760)	1.02	0.80	1.25	4.20	3.92	3.24				
			Ethnic Background	White (n=821)	1.10	0.85	1.46	3.41	2.80	2.07			
				Black (n=704)	1.28	0.99	1.70	3.98	3.27	2.41			
				Asian (n=93)	1.08	1.08	2.15	7.53	3.23	1.08			
			Other (n=142)	1.41	0.00	1.41	4.93	5.63	1.41				
	Camden & Islington	Trust	Clozapine (n=561)	0.71	1.07	1.07	4.10	1.43	1.25				
			Ethnic Background	White (n=347)	0.58	0.86	0.86	3.17	1.73	1.73			
				Black (n=120)	0.00	1.67	1.67	6.67	0.83	0.83			
				Asian (n=41)	2.44	2.44	2.44	7.32	2.44	0.00			
			Others (n=53)	1.89	0.00	0.00	0.00	0.00	0.00				
	Oxford	Trust	Clozapine (n=514)	1.36	0.58	1.36	4.86	4.47	3.50				
			Ethnic Background	White (n=426)	1.41	0.47	1.41	5.16	4.23	2.82			
				Black (n=20)	0.00	0.00	0.00	5.00	5.00	10.00			
				Asian (n=41)	2.44	2.44	2.44	2.44	7.32	4.88			
			Others (n=27)	0.00	0.00	0.00	3.70	3.70	7.41				
		SIDER	SIDER	SIDER									
Drymouth	SLAM	Trust	Clozapine (n=1760)	1.08	1.53	1.65	4.66	3.69	2.33				
			Ethnic Background	White (n=821)	1.22	1.34	1.71	3.53	2.68	1.95			
				Black (n=704)	1.42	1.56	1.99	4.12	3.13	2.27			
				Asian (n=93)	0.00	4.30	0.00	5.38	6.45	3.23			
			Other (n=142)	2.11	3.52	1.41	9.86	3.52	2.11				
	Camden & Islington	Trust	Clozapine (n=561)	1.25	1.25	1.07	3.92	2.14	0.89				
			Ethnic Background	White (n=347)	1.44	1.15	0.86	4.32	2.88	0.86			
				Black (n=120)	0.00	0.00	0.83	2.50	1.67	0.83			
				Asian (n=41)	0.00	4.88	2.44	7.32	0.00	0.00			
			Others (n=53)	3.77	1.89	1.89	3.77	1.89	1.89				
	Oxford	Trust	Clozapine (n=514)	1.36	1.36	1.56	3.89	1.36	2.33				
			Ethnic Background	White (n=426)	1.41	1.41	1.88	4.46	1.41	2.58			
				Black (n=20)	0.00	0.00	0.00	0.00	0.00	0.00			
				Asian (n=41)	0.00	2.44	0.00	2.44	2.44	0.00			
			Others (n=27)	3.70	0.00	0.00	0.00	0.00	3.70				
		SIDER	SIDER	SIDER							5.00	20.00	
Diarrhoea	SLAM	Trust	Clozapine (n=1760)	1.08	1.31	1.36	4.72	3.58	2.56				
			Ethnic Background	White (n=821)	0.73	1.10	1.10	3.29	2.19	1.95			
				Black (n=704)	0.85	1.28	1.28	3.84	2.56	2.27			
				Asian (n=93)	1.08	1.08	2.15	2.15	2.15	0.00			
			Other (n=142)	3.52	2.11	0.70	4.93	4.93	2.82				
	Camden & Islington	Trust	Clozapine (n=561)	0.71	1.25	0.18	3.03	3.39	3.03				
			Ethnic Background	White (n=347)	0.29	1.44	0.29	3.75	3.46	3.75			
				Black (n=120)	0.83	1.67	0.00	3.33	5.00	2.50			
				Asian (n=41)	2.44	0.00	0.00	0.00	0.00	0.00			
			Others (n=53)	0.00	0.00	0.00	0.00	1.89	1.89				
	Oxford	Trust	Clozapine (n=514)	1.17	0.78	1.36	4.09	3.70	2.53				
			Ethnic Background	White (n=426)	1.17	0.47	1.41	3.76	3.52	3.05			
				Black (n=20)	0.00	5.00	0.00	10.00	10.00	0.00			
				Asian (n=41)	2.44	0.00	2.44	2.44	2.44	0.00			
			Others (n=27)	0.00	3.70	0.00	7.41	3.70	0.00				
		SIDER	SIDER	SIDER							2.00		
Dyspepsia	SLAM	Trust	Clozapine (n=1760)	0.74	1.08	0.91	3.92	3.13	3.69				
			Ethnic White (n=821)	0.37	1.34	0.97	3.78	2.19	2.92				

The results are shown in percentages (%) and broken down by ADRs, Trusts (SLAM, Camden & Islington and Oxford), Cohorts, Sub Cohorts and SIDER reported values.

In Sub Cohort 'Clozapine' represent the total baseline population which further breaks down into 'White', 'Black', 'Asian' and 'Others' ethnic groups. The columns (Three Months Early, Two Months Early, One Month Early, One Month Later, Two Months Later, Three Months Later) shows the percentages in each monthly interval. The last two columns (SIDER Low End and SIDER High End) shows the SIDER reporting.

Clozapine - Ethnic Background (%)

ADR	Trust	Cohort	Sub Cohort	Three Months	Two Months	One Month	One Month	Two Months	Three Months	SIDER	SIDER	Measure Values	
				Early	Early	Early	Later	Later	Later	Low End	High End		
Dyspepsia	SLAM	Ethnic Background	Black (n=704)	0.43	1.56	1.14	4.40	2.56	3.41				
			Asian (n=93)	2.15	2.15	0.00	1.08	5.38	1.08				
			Other (n=142)	2.82	0.70	0.70	2.11	2.11	4.23				
	Camden & Islington	Trust	Ethnic Background	Clozapine (n=561)	0.36	0.53	0.53	4.10	2.67	2.50			
				White (n=347)	0.29	0.86	0.29	4.32	2.59	2.88			
				Black (n=120)	0.00	0.00	1.67	2.50	2.50	0.00			
				Asian (n=41)	0.00	0.00	0.00	9.76	7.32	2.44			
	Oxford	Trust	Ethnic Background	Others (n=53)	1.89	0.00	0.00	1.89	0.00	5.66			
				Clozapine (n=514)	0.19	0.58	0.78	3.50	4.09	3.70			
				White (n=426)	0.23	0.70	0.70	3.52	4.69	3.99			
				Black (n=20)	0.00	0.00	0.00	0.00	0.00	0.00			
				Asian (n=41)	0.00	0.00	0.00	2.44	0.00	2.44			
				Others (n=27)	0.00	0.00	3.70	7.41	3.70	3.70			
				SIDER	SIDER	SIDER					8.00	14.00	
Rash	SLAM	Trust	Clozapine (n=1760)	1.25	1.59	2.05	3.64	2.95	2.27				
			Ethnic Background	White (n=821)	0.73	1.34	1.22	1.83	1.46	1.34			
				Black (n=704)	0.85	1.56	1.42	2.13	1.70	1.56			
				Asian (n=93)	0.00	3.23	4.30	7.53	0.00	2.15			
				Other (n=142)	4.23	1.41	3.52	3.52	1.41	1.41			
	Camden & Islington	Trust	Ethnic Background	Clozapine (n=561)	1.25	1.25	0.89	4.28	1.96	2.14			
				White (n=347)	1.15	1.15	1.15	4.90	2.31	3.17			
				Black (n=120)	0.00	0.83	0.00	2.50	0.00	0.00			
				Asian (n=41)	4.88	2.44	2.44	4.88	4.88	2.44			
				Others (n=53)	1.89	1.89	0.00	1.89	0.00	0.00			
	Oxford	Trust	Ethnic Background	Clozapine (n=514)	0.97	1.17	1.17	3.70	2.33	1.36			
				White (n=426)	1.17	1.41	1.41	3.99	2.58	1.41			
				Black (n=20)	0.00	0.00	0.00	5.00	5.00	5.00			
				Asian (n=41)	0.00	0.00	0.00	2.44	0.00	0.00			
Others (n=27)				0.00	0.00	0.00	0.00	0.00	0.00				
SIDER	SIDER	SIDER											
Stomachpain	SLAM	Trust	Clozapine (n=1760)	1.93	1.76	1.93	4.94	3.52	3.52				
			Ethnic Background	White (n=821)	1.71	1.58	1.58	4.14	3.29	2.68			
				Black (n=704)	1.99	1.85	1.85	4.83	3.84	3.13			
				Asian (n=93)	3.23	3.23	1.08	3.23	3.23	2.15			
				Other (n=142)	3.52	3.52	3.52	6.34	5.63	2.82			
	Camden & Islington	Trust	Ethnic Background	Clozapine (n=561)	0.89	1.25	0.89	3.39	2.85	2.14			
				White (n=347)	0.29	1.73	0.58	2.59	2.31	1.73			
				Black (n=120)	2.50	0.83	2.50	7.50	5.83	4.17			
				Asian (n=41)	0.00	0.00	0.00	2.44	0.00	0.00			
				Others (n=53)	5.66	0.00	0.00	1.89	1.89	1.89			
	Oxford	Trust	Ethnic Background	Clozapine (n=514)	1.56	0.78	0.78	2.14	0.97	0.97			
				White (n=426)	1.41	0.94	0.47	2.58	1.17	1.17			
				Black (n=20)	0.00	0.00	5.00	0.00	0.00	0.00			
				Asian (n=41)	2.44	0.00	0.00	0.00	0.00	0.00			
Others (n=27)				3.70	0.00	3.70	0.00	0.00	0.00				
SIDER	SIDER	SIDER											
Tremor	SLAM	Trust	Clozapine (n=1760)	1.48	1.99	2.95	5.51	3.52	3.47				
			Ethnic Background	White (n=821)	1.10	1.71	2.19	3.29	2.92	2.44			
				Black (n=704)	1.28	1.99	2.56	3.84	3.41	2.84			
				Asian (n=93)	1.08	2.15	1.08	8.60	4.30	5.38			
				Other (n=142)	2.82	2.82	3.52	4.93	4.23	4.23			
	Camden & Islington	Trust	Ethnic Background	Clozapine (n=561)	1.60	1.78	2.14	3.92	1.96	2.14			
				White (n=347)	1.44	0.58	0.86	3.75	1.73	1.73			
				Black (n=120)	2.50	3.33	5.00	3.33	2.50	2.50			
				Asian (n=41)	0.00	0.00	0.00	0.00	0.00	2.44			
				Others (n=53)	1.89	3.77	3.77	7.55	3.77	3.77			
	SIDER	SIDER	SIDER							6.00			
	Sweating	SLAM	Trust	Clozapine (n=1760)	1.08	0.97	1.36	4.43	4.26	2.84			
				Ethnic Background	White (n=821)	0.61	0.85	1.46	4.14	3.29	1.95		
					Black (n=704)	0.71	0.99	1.70	4.83	3.84	2.27		
Asian (n=93)					2.15	0.00	1.08	0.00	1.08	3.23			
Other (n=142)					2.82	0.70	0.70	2.11	2.11	2.11			
Camden & Islington		Trust	Ethnic Background	Clozapine (n=561)	0.53	0.53	0.53	2.85	2.14	1.96			
				White (n=347)	0.00	0.58	0.29	2.02	2.31	2.02			
				Black (n=120)	1.67	0.83	0.83	5.00	2.50	2.50			
				Asian (n=41)	0.00	0.00	2.44	4.88	0.00	0.00			
				Others (n=53)	1.89	0.00	0.00	1.89	1.89	1.89			

The results are shown in percentages (%) and broken down by ADRs, Trusts (SLAM, Camden & Islington and Oxford), Cohorts, Sub Cohorts and SIDER reported values.

In Sub Cohort 'Clozapine' represent the total baseline population which further breaks down into 'White', 'Black', 'Asian' and 'Others' ethnic groups. The columns (Three Months Early, Two Months Early, One Month Early, One Month Later, Two Months Later, Three Months Later) shows the percentages in each monthly interval. The last two columns (SIDER Low End and SIDER High End) shows the SIDER reporting.

Clozapine - Ethnic Background (%)

ADR	Trust	Cohort	Sub Cohort	Three Months Early	Two Months Early	One Month Early	One Month Later	Two Months Later	Three Months Later	SIDER Low End	SIDER High End	Measure Values 0.00 56.00	
Sweating	Oxford	Trust	Clozapine (n=514)	1.17	0.97	0.97	2.72	1.36	1.95				
			Ethnic Background	White (n=426)	0.94	0.94	0.94	3.05	1.17	1.64			
				Black (n=20)	0.00	0.00	0.00	0.00	0.00	5.00			
				Asian (n=41)	0.00	2.44	2.44	2.44	4.88	4.88			
				Others (n=27)	7.41	0.00	0.00	0.00	0.00	0.00			
SIDER	SIDER	SIDER							6.00				
Neutropenia	SLAM	Trust	Clozapine (n=1760)	0.80	0.80	0.74	5.34	2.73	2.61				
			Ethnic Background	White (n=821)	1.10	0.73	0.85	5.85	3.41	3.17			
				Black (n=704)	1.28	0.85	0.99	6.82	3.98	3.69			
				Asian (n=93)	0.00	1.08	1.08	3.23	2.15	2.15			
				Other (n=142)	0.70	0.00	0.70	6.34	1.41	1.41			
	Camden & Islington	Trust	Clozapine (n=561)	0.00	0.18	0.53	1.60	0.89	1.07				
			Ethnic Background	White (n=347)	0.00	0.00	0.00	0.58	0.29	0.86			
				Black (n=120)	0.00	0.83	2.50	4.17	3.33	2.50			
				Asian (n=41)	0.00	0.00	0.00	2.44	0.00	0.00			
				Others (n=53)	0.00	0.00	0.00	1.89	0.00	0.00			
SIDER	SIDER	SIDER											
Blurredvision	SLAM	Trust	Clozapine (n=1760)	0.34	0.91	0.63	2.05	1.25	1.02				
			Ethnic Background	White (n=821)	0.49	0.97	0.49	1.34	1.58	1.10			
				Black (n=704)	0.57	1.14	0.57	1.56	1.85	1.28			
				Asian (n=93)	0.00	1.08	0.00	1.08	0.00	0.00			
				Other (n=142)	0.00	0.70	0.70	2.82	2.11	0.70			
	Camden & Islington	Trust	Clozapine (n=561)	0.89	0.53	0.71	1.25	0.36	0.89				
			Ethnic Background	White (n=347)	0.86	0.29	0.58	1.44	0.58	0.86			
				Black (n=120)	1.67	1.67	1.67	1.67	0.00	1.67			
				Asian (n=41)	0.00	0.00	0.00	0.00	0.00	0.00			
				Others (n=53)	0.00	0.00	0.00	0.00	0.00	0.00			
	Oxford	Trust	Clozapine (n=514)	0.19	0.39	0.39	1.56	1.56	1.17				
			Ethnic Background	White (n=426)	0.23	0.47	0.47	1.64	1.64	1.41			
				Black (n=20)	0.00	0.00	0.00	0.00	0.00	0.00			
				Asian (n=41)	0.00	0.00	0.00	0.00	2.44	0.00			
				Others (n=27)	0.00	0.00	0.00	3.70	0.00	0.00			
SIDER	SIDER	SIDER							5.00				
Akathisia	SLAM	Trust	Clozapine (n=1760)	0.80	0.91	0.74	2.67	1.36	0.80				
			Ethnic Background	White (n=821)	0.49	0.49	0.24	1.58	0.73	0.61			
				Black (n=704)	0.57	0.57	0.28	1.85	0.85	0.71			
				Asian (n=93)	1.08	2.15	3.23	4.30	2.15	1.08			
				Other (n=142)	0.70	0.00	0.00	0.70	0.00	0.70			
	Camden & Islington	Trust	Clozapine (n=561)	0.00	0.53	0.00	1.25	1.07	0.53				
			Ethnic Background	White (n=347)	0.00	0.29	0.00	1.15	0.86	0.29			
				Black (n=120)	0.00	0.00	0.00	0.83	0.00	0.00			
				Asian (n=41)	0.00	0.00	0.00	2.44	2.44	0.00			
				Others (n=53)	0.00	1.89	0.00	0.00	3.77	3.77			
	Oxford	Trust	Clozapine (n=514)	0.97	0.78	0.97	1.36	1.17	0.97				
			Ethnic Background	White (n=426)	0.70	0.70	0.94	1.64	1.41	1.17			
				Black (n=20)	0.00	0.00	0.00	0.00	0.00	0.00			
				Asian (n=41)	4.88	0.00	2.44	0.00	0.00	0.00			
				Others (n=27)	0.00	3.70	0.00	0.00	0.00	0.00			
SIDER	SIDER	SIDER							3.00				

The results are shown in percentages (%) and broken down by ADRs, Trusts (SLAM, Camden & Islington and Oxford), Cohorts, Sub Cohorts and SIDER reported values.

In Sub Cohort 'Clozapine' represent the total baseline population which further breaks down into 'White', 'Black', 'Asian' and 'Others' ethnic groups.

The columns (Three Months Early, Two Months Early, One Month Early, One Month Later, Two Months Later, Three Months Later) shows the percentages in each monthly interval. The last two columns (SIDER Low End and SIDER High End) shows the SIDER reporting.

Clozapine - Age Groups (%)

ADR	Trust	Cohort	Sub Cohort	Three Months Early	Two Months Early	One Month Early	One Month Later	Two Months Later	Three Months Later	SIDER Low End	SIDER High End	Measure Values 0.00 75.44	
Agitation	SLAM	Trust	Clozapine (n=1760)	17.61	22.10	26.53	46.59	32.56	26.99				
			Age Groups	Under 21 (n=57)	31.58	47.37	40.35	75.44	50.88	40.35			
		21-30 (n=422)		20.62	27.96	34.36	55.69	38.86	37.68				
		31-40 (n=488)		17.83	20.08	23.77	45.29	33.20	25.41				
		41-50 (n=479)		16.08	19.21	24.63	42.80	28.60	22.55				
		51-60 (n=233)		12.88	15.88	20.17	37.34	26.18	17.60				
		61-70 (n=62)		12.90	20.97	19.35	35.48	25.81	24.19				
		71-80 (n=18)	16.67	16.67	27.78	33.33	16.67	27.78					
	Camden & Islington	Trust	Clozapine (n=561)	13.37	17.83	18.36	43.14	28.34	21.03				
			Age Groups	21-30 (n=27)	40.74	55.56	59.26	66.67	37.04	40.74			
		31-40 (n=141)		20.57	24.82	18.44	47.52	34.75	29.79				
		41-50 (n=168)		8.33	13.10	16.07	40.48	25.60	20.24				
		51-60 (n=135)		9.63	11.11	12.59	37.78	23.70	13.33				
		61-70 (n=67)		7.46	13.43	19.40	41.79	28.36	17.91				
		71-80 (n=21)		14.29	19.05	19.05	42.86	28.57	4.76				
		SIDER	SIDER	SIDER							4.00		
	Fatigue	SLAM	Trust	Clozapine (n=1760)	12.67	14.83	15.85	43.58	35.80	30.51			
				Age Groups	Under 21 (n=57)	26.32	28.07	29.82	68.42	68.42	49.12		
			21-30 (n=422)		18.01	20.85	21.80	53.79	43.84	40.76			
31-40 (n=488)			11.68		12.50	15.78	43.65	33.40	28.89				
41-50 (n=479)			10.02		13.36	13.57	39.25	30.69	24.84				
51-60 (n=233)			8.15		10.30	9.01	31.33	33.05	24.03				
61-70 (n=62)			6.45		6.45	9.68	35.48	25.81	30.65				
71-80 (n=18)			22.22	22.22	5.56	22.22	11.11	5.56					
Camden & Islington		Trust	Clozapine (n=561)	10.34	12.30	13.37	41.18	29.23	26.56				
			Age Groups	21-30 (n=27)	25.93	44.44	55.56	59.26	33.33	40.74			
		31-40 (n=141)		14.18	17.73	15.60	45.39	33.33	32.62				
		41-50 (n=168)		4.17	7.74	7.14	42.26	29.17	24.40				
		51-60 (n=135)		11.11	6.67	12.59	31.11	22.96	22.96				
		61-70 (n=67)		11.94	10.45	10.45	46.27	32.84	25.37				
		71-80 (n=21)		4.76	14.29	9.52	38.10	28.57	19.05				
		SIDER	SIDER	SIDER									
Sedation		SLAM	Trust	Clozapine (n=1760)	12.67	12.16	14.83	43.86	35.51	29.83			
				Age Groups	Under 21 (n=57)	26.32	26.32	28.07	66.67	61.40	43.86		
			21-30 (n=422)		18.48	18.96	21.80	52.13	46.21	38.63			
	31-40 (n=488)		11.68		10.66	13.32	44.47	33.61	29.92				
	41-50 (n=479)		10.23		8.98	10.65	39.46	30.69	26.72				
	51-60 (n=233)		8.15		7.30	11.59	33.05	25.75	19.31				
	61-70 (n=62)		3.23		4.84	11.29	38.71	32.26	24.19				
	71-80 (n=18)		16.67	16.67	16.67	33.33	16.67	11.11					
	Camden & Islington	Trust	Clozapine (n=561)	5.17	9.09	9.09	38.15	26.56	21.93				
			Age Groups	21-30 (n=27)	18.52	25.93	37.04	48.15	25.93	40.74			
		31-40 (n=141)		9.22	14.18	13.48	41.84	34.04	26.95				
		41-50 (n=168)		2.98	6.55	7.14	39.29	25.60	25.00				
		51-60 (n=135)		3.70	4.44	5.19	28.89	22.96	14.07				
		61-70 (n=67)		1.49	8.96	2.99	43.28	26.87	14.93				
		71-80 (n=21)		0.00	4.76	4.76	33.33	14.29	19.05				
		SIDER	SIDER	SIDER							25.00	46.00	
	Dizziness	SLAM	Trust	Clozapine (n=1760)	2.78	4.20	4.09	16.59	13.13	11.19			
				Age Groups	Under 21 (n=57)	7.02	1.75	5.26	28.07	21.05	15.79		
			21-30 (n=422)		2.84	4.98	4.98	18.25	12.80	12.32			
31-40 (n=488)			2.05		4.51	2.87	14.14	12.50	8.20				
41-50 (n=479)			3.13		4.59	3.34	15.03	12.11	10.02				
51-60 (n=233)			3.00		2.15	5.15	16.74	14.16	15.02				
61-70 (n=62)			0.00		3.23	8.06	22.58	17.74	16.13				
71-80 (n=18)			5.56	5.56	5.56	27.78	11.11	11.11					
Camden & Islington		Trust	Clozapine (n=561)	3.21	3.39	3.74	18.18	13.73	9.09				
			Age Groups	21-30 (n=27)	14.81	14.81	14.81	25.93	14.81	18.52			
		31-40 (n=141)		2.13	4.96	7.80	15.60	20.57	6.38				
		41-50 (n=168)		2.98	1.79	1.19	14.29	7.74	8.93				
		51-60 (n=135)		1.48	1.48	2.22	21.48	13.33	10.37				
		61-70 (n=67)		4.48	4.48	0.00	23.88	17.91	7.46				
		71-80 (n=21)		4.76	0.00	4.76	19.05	9.52	19.05				
		SIDER	SIDER	SIDER							12.00	27.00	
Confusion		SLAM	Trust	Clozapine (n=1760)	4.72	5.51	6.08	13.92	8.47	6.76			
			Age Groups	Under 21 (n=57)	8.77	5.26	12.28	21.05	22.81	12.28			

The results are shown in percentages (%) and broken down by ADRs, Trusts (SLAM, Camden & Islington and Oxford), Cohorts, Sub Cohorts and SIDER reported values.

In Sub Cohort 'Clozapine' represent the total baseline population which further breaks down into age groups.

The columns (Three Months Early, Two Months Early, One Month Early, One Month Later, Two Months Later, Three Months Later) shows the percentages in each monthly interval. The last two columns (SIDER Low End and SIDER High End) shows the SIDER reporting.

Clozapine - Age Groups (%)

ADR	Trust	Cohort	Sub Cohort	Three Months Early	Two Months Early	One Month Early	One Month Later	Two Months Later	Three Months Later	SIDER Low End	SIDER High End	Measure Values 0.00 75.44	
Confusion	SLAM	Age Groups	21-30 (n=422)	5.69	6.40	6.16	13.27	8.77	6.64				
			31-40 (n=488)	3.69	5.12	6.76	11.89	7.99	6.76				
			41-50 (n=479)	4.38	4.80	4.59	13.78	7.52	6.26				
			51-60 (n=233)	4.72	4.29	5.58	17.17	7.30	8.15				
			61-70 (n=62)	4.84	9.68	8.06	19.35	11.29	3.23				
			71-80 (n=18)	5.56	11.11	5.56	5.56	0.00	0.00				
	Camden & Islington	Trust	Age Groups	Clozapine (n=561)	3.57	6.24	5.53	12.66	6.77	5.88			
				21-30 (n=27)	7.41	25.93	22.22	33.33	3.70	7.41			
				31-40 (n=141)	4.96	9.22	2.84	9.93	7.09	6.38			
				41-50 (n=168)	2.98	4.17	4.17	9.52	5.36	7.14			
				51-60 (n=135)	1.48	1.48	5.19	12.59	8.15	4.44			
				61-70 (n=67)	4.48	7.46	8.96	19.40	8.96	5.97			
	SIDER	SIDER	SIDER	SIDER							3.00		
	Constipation	SLAM	Trust	Clozapine (n=1760)	1.76	1.99	2.16	12.27	11.70	9.49			
				Age Groups	Under 21 (n=57)	1.75	5.26	7.02	19.30	15.79	15.79		
21-30 (n=422)					1.66	0.24	1.90	13.27	13.27	9.24			
31-40 (n=488)					1.84	1.84	1.64	9.22	9.22	10.04			
41-50 (n=479)					1.46	2.51	2.51	11.90	9.39	7.10			
51-60 (n=233)					1.72	3.00	2.15	12.88	15.88	9.44			
61-70 (n=62)		1.61	4.84		1.61	19.35	17.74	17.74					
Camden & Islington		Trust	Age Groups	Clozapine (n=561)	1.07	2.50	1.78	11.41	7.13	5.70			
				21-30 (n=27)	0.00	3.70	3.70	0.00	7.41	0.00			
				31-40 (n=141)	1.42	2.84	1.42	12.06	4.96	6.38			
				41-50 (n=168)	0.60	1.19	1.19	9.52	7.14	5.95			
				51-60 (n=135)	0.74	1.48	0.74	10.37	7.41	5.93			
				61-70 (n=67)	1.49	7.46	4.48	17.91	10.45	5.97			
SIDER		SIDER	SIDER	SIDER							10.00	25.00	
Hypersalivation		SLAM	Trust	Clozapine (n=1760)	1.19	1.48	2.10	14.32	13.24	11.31			
	Age Groups			Under 21 (n=57)	0.00	3.51	3.51	24.56	15.79	19.30			
				21-30 (n=422)	2.37	1.90	3.55	17.30	13.03	14.45			
				31-40 (n=488)	1.23	1.02	1.23	14.55	14.34	12.70			
				41-50 (n=479)	0.84	1.46	1.25	10.65	11.48	7.31			
				51-60 (n=233)	0.43	1.72	2.58	14.59	14.16	9.01			
		61-70 (n=62)	0.00	0.00	3.23	9.68	14.52	14.52					
	Camden & Islington	Trust	Age Groups	Clozapine (n=561)	1.07	1.43	0.53	14.26	6.95	7.66			
				21-30 (n=27)	3.70	3.70	0.00	7.41	3.70	7.41			
				31-40 (n=141)	2.84	3.55	0.71	17.73	12.06	10.64			
				41-50 (n=168)	0.00	0.00	1.19	12.50	4.17	4.17			
				51-60 (n=135)	0.00	0.00	0.00	14.81	7.41	9.63			
				61-70 (n=67)	1.49	2.99	0.00	17.91	5.97	7.46			
	SIDER	SIDER	SIDER	SIDER							1.00	48.00	
	Tachycardia	SLAM	Trust	Clozapine (n=1760)	2.27	2.05	2.50	15.40	12.95	9.94			
Age Groups				Under 21 (n=57)	10.53	8.77	7.02	36.84	35.09	28.07			
				21-30 (n=422)	3.55	2.84	3.08	21.56	18.48	16.59			
				31-40 (n=488)	1.43	1.43	1.84	14.14	11.89	8.20			
				41-50 (n=479)	1.67	2.09	1.88	12.32	9.81	5.64			
				51-60 (n=233)	0.86	0.43	3.00	11.59	7.73	6.44			
		61-70 (n=62)	0.00	0.00	0.00	4.84	8.06	8.06					
Camden & Islington		Trust	Age Groups	Clozapine (n=561)	1.11	5.56	11.11	5.56	11.11	11.11			
				21-30 (n=27)	1.43	1.43	0.89	11.23	8.38	6.95			
				31-40 (n=141)	11.11	3.70	7.41	25.93	11.11	14.81			
				41-50 (n=168)	0.71	1.42	0.71	13.48	11.35	9.93			
				51-60 (n=135)	1.19	1.79	0.00	7.14	8.93	4.76			
				61-70 (n=67)	0.00	0.74	0.00	11.85	5.93	5.93			
SIDER		SIDER	SIDER	SIDER							11.00	25.00	
Weightgain		SLAM	Trust	Clozapine (n=1760)	3.75	4.43	5.06	15.34	10.91	10.34			
	Age Groups			Under 21 (n=57)	10.53	14.04	14.04	31.58	28.07	29.82			
				21-30 (n=422)	5.92	7.58	7.35	19.43	15.17	14.22			
				31-40 (n=488)	4.30	3.48	5.12	20.49	12.50	9.43			

The results are shown in percentages (%) and broken down by ADRs, Trusts (SLAM, Camden & Islington and Oxford), Cohorts, Sub Cohorts and SIDER reported values.

In Sub Cohort 'Clozapine' represent the total baseline population which further breaks down into age groups.

The columns (Three Months Early, Two Months Early, One Month Early, One Month Later, Two Months Later, Three Months Later) shows the percentages in each monthly interval. The last two columns (SIDER Low End and SIDER High End) shows the SIDER reporting.

Clozapine - Age Groups (%)

ADR	Trust	Cohort	Sub Cohort	Three Months Early	Two Months Early	One Month Early	One Month Later	Two Months Later	Three Months Later	SIDER Low End	SIDER High End	Measure Values 0.00 75.44		
Weightgain	SLAM	Age Groups	41-50 (n=479)	2.30	2.51	3.34	10.86	7.31	7.93					
			51-60 (n=233)	0.86	3.00	3.00	6.44	4.29	6.87					
			61-70 (n=62)	1.61	1.61	0.00	4.84	8.06	4.84					
			71-80 (n=18)	0.00	5.56	11.11	0.00	5.56	11.11					
	Camden & Islington	Trust	Age Groups	Clozapine (n=561)	2.50	3.39	1.96	11.76	6.60	6.24				
				21-30 (n=27)	0.00	7.41	0.00	18.52	22.22	11.11				
				31-40 (n=141)	2.84	4.26	3.55	11.35	7.80	9.22				
				41-50 (n=168)	2.38	2.98	1.19	11.31	5.36	5.95				
				51-60 (n=135)	3.70	2.96	0.74	12.59	6.67	5.19				
				61-70 (n=67)	1.49	2.99	4.48	8.96	1.49	2.99				
				71-80 (n=21)	0.00	0.00	0.00	14.29	4.76	0.00				
	SIDER	SIDER	SIDER							4.00	56.00			
	Feelingsick	SLAM	Trust	Clozapine (n=1760)	4.66	4.94	6.48	14.32	11.19	9.09				
				Age Groups	Under 21 (n=57)	7.02	17.54	15.79	31.58	26.32	19.30			
21-30 (n=422)					7.82	6.40	7.11	20.38	15.64	12.80				
31-40 (n=488)					3.89	5.53	6.76	12.91	10.86	7.58				
41-50 (n=479)					3.55	2.92	6.05	11.48	9.81	8.56				
51-60 (n=233)					2.15	2.58	4.72	9.44	5.58	4.72				
61-70 (n=62)					3.23	3.23	1.61	11.29	4.84	6.45				
71-80 (n=18)					11.11	5.56	5.56	5.56	0.00	11.11				
Camden & Islington					Trust	Age Groups	Clozapine (n=561)	3.74	3.92	3.03	10.52	7.13	7.66	
		21-30 (n=27)	7.41	14.81			11.11	7.41	7.41	22.22				
		31-40 (n=141)	7.09	3.55			4.96	14.89	12.06	8.51				
		41-50 (n=168)	0.60	2.98			2.38	10.71	4.76	7.74				
		51-60 (n=135)	4.44	3.70			0.74	7.41	4.44	4.44				
		61-70 (n=67)	2.99	2.99			1.49	8.96	8.96	7.46				
71-80 (n=21)		0.00	4.76	4.76	9.52	4.76	4.76							
SIDER		SIDER	SIDER											
Headache		SLAM	Trust	Clozapine (n=1760)	4.20	4.55	5.45	12.44	8.18	5.91				
				Age Groups	Under 21 (n=57)	15.79	17.54	7.02	12.28	14.04	14.04			
					21-30 (n=422)	5.92	6.40	7.82	17.06	9.72	7.82			
	31-40 (n=488)				3.48	3.48	5.94	12.91	8.20	5.94				
	41-50 (n=479)				3.13	3.55	4.38	10.65	6.47	5.64				
	51-60 (n=233)				3.00	3.00	3.00	8.58	7.30	2.58				
	61-70 (n=62)				1.61	1.61	0.00	6.45	8.06	1.61				
	71-80 (n=18)				0.00	5.56	11.11	11.11	11.11	0.00				
	Camden & Islington				Trust	Age Groups	Clozapine (n=561)	2.32	3.57	4.28	9.27	6.42	4.63	
		21-30 (n=27)	3.70	22.22			3.70	11.11	11.11	0.00				
		31-40 (n=141)	4.26	4.96			5.67	12.77	9.93	9.93				
		41-50 (n=168)	1.79	1.19			4.17	7.74	4.76	4.17				
		51-60 (n=135)	0.74	0.74			3.70	7.41	2.96	0.74				
		61-70 (n=67)	2.99	5.97			4.48	10.45	10.45	5.97				
	71-80 (n=21)	0.00	0.00	0.00	4.76	0.00	0.00							
	SIDER	SIDER	SIDER											
	Insomnia	SLAM	Trust	Clozapine (n=1760)	3.92	4.03	5.17	10.40	6.48	4.03				
				Age Groups	Under 21 (n=57)	12.28	8.77	10.53	21.05	7.02	10.53			
					21-30 (n=422)	5.69	4.50	5.92	11.85	7.82	5.69			
31-40 (n=488)					4.10	4.92	4.51	10.25	6.35	3.07				
41-50 (n=479)					1.88	3.55	6.05	9.39	7.52	4.38				
51-60 (n=233)					3.00	2.15	3.86	9.01	3.43	2.15				
61-70 (n=62)					3.23	0.00	0.00	6.45	1.61	0.00				
71-80 (n=18)					0.00	5.56	0.00	5.56	5.56	0.00				
Camden & Islington					Trust	Age Groups	Clozapine (n=561)	3.57	3.39	3.74	8.91	3.39	4.28	
		21-30 (n=27)	7.41	7.41			3.70	14.81	7.41	3.70				
		31-40 (n=141)	5.67	5.67			4.96	9.93	4.26	6.38				
		41-50 (n=168)	2.38	2.98			2.38	5.95	0.00	2.38				
		51-60 (n=135)	2.22	2.22			3.70	8.15	5.93	5.19				
61-70 (n=67)		1.49	1.49	5.97	13.43	4.48	4.48							
71-80 (n=21)	9.52	0.00	0.00	9.52	0.00	0.00								
SIDER	SIDER	SIDER							20.00	33.00				
Hypertension	SLAM	Trust	Clozapine (n=1760)	2.05	2.22	3.13	9.15	5.74	4.60					
			Age Groups	Under 21 (n=57)	0.00	1.75	0.00	14.04	10.53	5.26				
				21-30 (n=422)	1.66	1.18	1.66	7.58	4.27	3.79				
				31-40 (n=488)	1.23	1.64	2.25	6.15	4.30	3.48				
				41-50 (n=479)	2.92	2.92	4.59	11.27	5.85	4.80				
				51-60 (n=233)	2.15	2.15	3.86	11.16	6.87	6.44				

The results are shown in percentages (%) and broken down by ADRs, Trusts (SLAM, Camden & Islington and Oxford), Cohorts, Sub Cohorts and SIDER reported values.

In Sub Cohort 'Clozapine' represent the total baseline population which further breaks down into age groups.

The columns (Three Months Early, Two Months Early, One Month Early, One Month Later, Two Months Later, Three Months Later) shows the percentages in each monthly interval. The last two columns (SIDER Low End and SIDER High End) shows the SIDER reporting.

Clozapine - Age Groups (%)

ADR	Trust	Cohort	Sub Cohort	Three Months Early	Two Months Early	One Month Early	One Month Later	Two Months Later	Three Months Later	SIDER Low End	SIDER High End	Measure Values 0.00 75.44	
Hypertension	SLAM	Age Groups	61-70 (n=62)	6.45	4.84	6.45	12.90	17.74	9.68				
			71-80 (n=18)	0.00	11.11	11.11	11.11	0.00	5.56				
	Camden & Islington	Trust	Clozapine (n=561)		0.71	0.71	1.60	7.13	4.63	2.67			
				Age Groups	21-30 (n=27)	0.00	0.00	0.00	3.70	3.70	0.00		
		31-40 (n=141)	1.42		0.00	0.00	4.96	7.09	3.55				
		41-50 (n=168)	0.00		0.60	0.00	3.57	2.98	2.98				
		51-60 (n=135)	0.74		0.74	2.22	8.15	2.96	1.48				
		61-70 (n=67)	0.00		2.99	5.97	14.93	5.97	4.48				
		71-80 (n=21)	4.76	0.00	9.52	23.81	9.52	0.00					
	SIDER	SIDER	SIDER							4.00	12.00		
Shaking	SLAM	Trust	Clozapine (n=1760)		3.13	2.95	3.92	9.55	5.40	5.06			
				Age Groups	Under 21 (n=57)	5.26	7.02	10.53	14.04	14.04	17.54		
		21-30 (n=422)	6.16		3.55	4.50	15.64	7.58	7.35				
		31-40 (n=488)	1.64		3.07	3.69	8.20	4.30	4.30				
		41-50 (n=479)	2.30		2.51	3.55	7.52	4.18	2.51				
		51-60 (n=233)	2.15		1.29	3.00	6.01	3.86	3.86				
		61-70 (n=62)	1.61		1.61	1.61	6.45	4.84	6.45				
		71-80 (n=18)	5.56	11.11	5.56	0.00	11.11	11.11					
	Camden & Islington	Trust	Clozapine (n=561)		1.78	1.96	3.74	6.06	3.92	2.85			
				Age Groups	21-30 (n=27)	0.00	7.41	14.81	22.22	11.11	14.81		
		31-40 (n=141)	4.26		2.84	4.96	5.67	4.26	4.96				
		41-50 (n=168)	0.60		1.79	2.98	4.17	2.38	0.60				
		51-60 (n=135)	1.48		0.74	1.48	5.93	2.96	0.00				
		61-70 (n=67)	1.49		1.49	1.49	2.99	4.48	5.97				
		71-80 (n=21)	0.00	0.00	9.52	14.29	9.52	0.00					
	SIDER	SIDER	SIDER										
Vomiting	SLAM	Trust	Clozapine (n=1760)		2.56	2.50	3.01	8.86	6.82	5.00			
				Age Groups	Under 21 (n=57)	5.26	7.02	12.28	17.54	15.79	17.54		
		21-30 (n=422)	3.55		3.08	4.27	12.80	9.00	6.16				
		31-40 (n=488)	2.66		3.69	2.46	7.38	7.17	4.30				
		41-50 (n=479)	1.88		1.46	2.09	7.10	5.01	3.76				
		51-60 (n=233)	2.15		0.43	2.15	6.87	4.72	3.86				
		61-70 (n=62)	0.00		0.00	1.61	6.45	3.23	4.84				
		71-80 (n=18)	0.00	5.56	0.00	11.11	5.56	5.56					
	Camden & Islington	Trust	Clozapine (n=561)		2.14	2.50	2.85	6.77	4.99	4.63			
				Age Groups	21-30 (n=27)	11.11	7.41	11.11	11.11	11.11	11.11		
		31-40 (n=141)	3.55		2.84	3.55	9.93	7.80	6.38				
		41-50 (n=168)	0.60		1.19	1.79	6.55	2.98	4.76				
		51-60 (n=135)	1.48		2.22	2.96	2.96	2.96	2.96				
		61-70 (n=67)	1.49		2.99	1.49	7.46	4.48	2.99				
		71-80 (n=21)	0.00	4.76	0.00	4.76	9.52	0.00					
	SIDER	SIDER	SIDER							3.00	17.00		
Hyperprolactinaemia	SLAM	Trust	Clozapine (n=1760)		3.18	3.64	4.20	8.52	5.06	4.15			
				Age Groups	Under 21 (n=57)	12.28	14.04	8.77	21.05	17.54	12.28		
		21-30 (n=422)	3.55		4.50	5.45	9.95	6.40	7.11				
		31-40 (n=488)	3.89		4.10	4.30	8.81	4.92	3.89				
		41-50 (n=479)	1.88		2.09	3.34	8.14	3.97	3.13				
		51-60 (n=233)	1.72		2.58	3.00	4.29	3.43	0.86				
		61-70 (n=62)	3.23		1.61	3.23	6.45	1.61	0.00				
		71-80 (n=18)	0.00	0.00	0.00	0.00	0.00	0.00					
	Camden & Islington	Trust	Clozapine (n=561)		1.60	1.78	2.67	8.20	4.10	3.57			
				Age Groups	21-30 (n=27)	7.41	0.00	7.41	14.81	3.70	0.00		
		31-40 (n=141)	2.84		2.84	6.38	12.77	5.67	4.96				
		41-50 (n=168)	0.00		0.60	0.00	7.74	4.17	4.17				
		51-60 (n=135)	1.48		1.48	0.74	5.93	2.96	2.96				
		61-70 (n=67)	1.49		4.48	4.48	4.48	4.48	2.99				
		71-80 (n=21)	0.00	0.00	0.00	0.00	0.00	0.00					
	SIDER	SIDER	SIDER										
Tremor	SLAM	Trust	Clozapine (n=1760)		1.48	1.99	2.95	5.51	3.52	3.47			
				Age Groups	Under 21 (n=57)	1.75	3.51	3.51	12.28	7.02	7.02		
		21-30 (n=422)	0.95		2.37	3.32	5.69	2.13	3.55				
		31-40 (n=488)	1.23		0.61	1.84	4.10	2.46	3.48				
		41-50 (n=479)	1.25		2.09	2.51	4.59	4.18	2.51				
		51-60 (n=233)	2.15		2.15	5.15	6.87	5.15	3.00				
		61-70 (n=62)	3.23		4.84	3.23	9.68	4.84	8.06				
		71-80 (n=18)	11.11		11.11	5.56	11.11	11.11	5.56				

The results are shown in percentages (%) and broken down by ADRs, Trusts (SLAM, Camden & Islington and Oxford), Cohorts, Sub Cohorts and SIDER reported values.

In Sub Cohort 'Clozapine' represent the total baseline population which further breaks down into age groups.

The columns (Three Months Early, Two Months Early, One Month Early, One Month Later, Two Months Later, Three Months Later) shows the percentages in each monthly interval. The last two columns (SIDER Low End and SIDER High End) shows the SIDER reporting.

Clozapine - Age Groups (%)

ADR	Trust	Cohort	Sub Cohort	Three Months Early	Two Months Early	One Month Early	One Month Later	Two Months Later	Three Months Later	SIDER Low End	SIDER High End	Measure Values 0.00 75.44	
Tremor	Camden & Islington	Trust	Clozapine (n=561)	1.60	1.78	2.14	3.92	1.96	2.14				
			Age Groups	21-30 (n=27)	3.70	0.00	7.41	7.41	0.00	3.70			
				31-40 (n=141)	2.13	2.84	2.84	2.84	2.13	2.13			
				41-50 (n=168)	0.60	1.19	1.19	2.98	2.38	1.79			
				51-60 (n=135)	0.74	0.74	2.22	2.96	0.74	0.74			
				61-70 (n=67)	1.49	4.48	1.49	7.46	2.99	5.97			
				71-80 (n=21)	9.52	0.00	0.00	9.52	4.76	0.00			
SIDER	SIDER	SIDER							6.00				
Abdominalpain	SLAM	Trust	Clozapine (n=1760)	1.88	1.99	2.56	8.01	6.02	4.72				
			Age Groups	Under 21 (n=57)	3.51	0.00	1.75	12.28	8.77	5.26			
				21-30 (n=422)	2.84	2.13	3.32	9.24	5.92	4.98			
				31-40 (n=488)	1.02	1.43	1.84	8.61	7.17	5.53			
				41-50 (n=479)	2.51	3.76	2.30	7.52	4.38	4.18			
				51-60 (n=233)	0.43	0.43	3.86	5.58	6.87	3.43			
				61-70 (n=62)	0.00	0.00	0.00	6.45	4.84	3.23			
	71-80 (n=18)	5.56	0.00	5.56	0.00	5.56	5.56						
	Camden & Islington	Trust	Clozapine (n=561)	0.89	0.89	1.60	3.92	3.57	3.39				
			Age Groups	21-30 (n=27)	3.70	0.00	3.70	7.41	3.70	3.70			
				31-40 (n=141)	0.00	1.42	2.84	7.09	4.96	4.96			
				41-50 (n=168)	0.00	0.60	1.19	2.98	3.57	2.98			
				51-60 (n=135)	1.48	0.74	0.74	1.48	1.48	0.74			
				61-70 (n=67)	0.00	1.49	1.49	4.48	4.48	4.48			
71-80 (n=21)				0.00	0.00	0.00	0.00	4.76	9.52				
SIDER	SIDER	SIDER							4.00				
Hypotension	SLAM	Trust	Clozapine (n=1760)	0.51	0.97	0.80	5.00	2.95	2.56				
			Age Groups	Under 21 (n=57)	1.75	3.51	3.51	15.79	8.77	12.28			
				21-30 (n=422)	0.47	0.95	0.95	4.98	2.84	3.79			
				31-40 (n=488)	0.20	0.41	0.41	4.10	2.87	1.64			
				41-50 (n=479)	0.21	1.25	0.42	3.76	1.67	0.84			
				51-60 (n=233)	0.86	0.86	1.29	5.58	3.00	3.00			
				61-70 (n=62)	1.61	0.00	0.00	9.68	9.68	4.84			
	71-80 (n=18)	5.56	5.56	5.56	5.56	0.00	0.00						
	Camden & Islington	Trust	Clozapine (n=561)	0.18	0.53	0.18	3.57	2.32	1.78				
			Age Groups	21-30 (n=27)	0.00	0.00	0.00	0.00	0.00	0.00			
				31-40 (n=141)	0.00	0.00	0.71	2.13	4.26	0.71			
				41-50 (n=168)	0.00	0.00	0.00	2.38	0.00	1.19			
				51-60 (n=135)	0.00	0.00	0.00	5.93	2.96	2.96			
				61-70 (n=67)	1.49	4.48	0.00	4.48	2.99	0.00			
71-80 (n=21)				0.00	0.00	0.00	9.52	4.76	14.29				
SIDER	SIDER	SIDER							9.00	38.00			
Nausea	SLAM	Trust	Clozapine (n=1760)	1.14	1.08	1.19	6.08	5.23	3.69				
			Age Groups	Under 21 (n=57)	3.51	5.26	1.75	7.02	8.77	7.02			
				21-30 (n=422)	1.66	0.95	1.42	8.06	7.11	4.74			
				31-40 (n=488)	0.82	1.64	1.43	5.74	4.30	2.87			
				41-50 (n=479)	0.63	0.63	0.63	5.64	5.22	2.09			
				51-60 (n=233)	1.72	0.43	1.29	4.72	4.29	4.72			
				61-70 (n=62)	0.00	0.00	1.61	3.23	1.61	8.06			
	71-80 (n=18)	0.00	0.00	0.00	5.56	0.00	5.56						
	Camden & Islington	Trust	Clozapine (n=561)	0.89	1.43	0.36	4.63	3.57	3.57				
			Age Groups	21-30 (n=27)	0.00	3.70	0.00	3.70	7.41	3.70			
				31-40 (n=141)	1.42	1.42	0.00	4.26	4.26	2.84			
				41-50 (n=168)	0.00	0.60	1.19	4.76	1.19	4.17			
				51-60 (n=135)	1.48	1.48	0.00	4.44	4.44	3.70			
				61-70 (n=67)	1.49	1.49	0.00	5.97	5.97	2.99			
71-80 (n=21)				0.00	4.76	0.00	4.76	0.00	9.52				
SIDER	SIDER	SIDER							3.00	17.00			
Fever	SLAM	Trust	Clozapine (n=1760)	1.02	1.14	1.65	6.36	4.43	3.13				
			Age Groups	Under 21 (n=57)	1.75	3.51	5.26	5.26	7.02	7.02			
				21-30 (n=422)	1.42	2.13	2.13	7.11	3.79	4.27			
				31-40 (n=488)	1.02	1.02	1.43	6.76	4.30	1.84			
				41-50 (n=479)	0.84	0.63	0.84	6.68	3.76	3.13			
				51-60 (n=233)	0.43	0.43	2.15	4.72	5.58	2.58			
				61-70 (n=62)	0.00	0.00	1.61	3.23	6.45	3.23			
	71-80 (n=18)	5.56	0.00	0.00	5.56	11.11	5.56						
	Camden & Islington	Trust	Clozapine (n=561)	0.89	0.89	0.53	3.74	2.67	0.89				
			Age Groups	21-30 (n=27)	0.00	3.70	3.70	7.41	7.41	7.41			

The results are shown in percentages (%) and broken down by ADRs, Trusts (SLAM, Camden & Islington and Oxford), Cohorts, Sub Cohorts and SIDER reported values.

In Sub Cohort 'Clozapine' represent the total baseline population which further breaks down into age groups.

The columns (Three Months Early, Two Months Early, One Month Early, One Month Later, Two Months Later, Three Months Later) shows the percentages in each monthly interval. The last two columns (SIDER Low End and SIDER High End) shows the SIDER reporting.

Clozapine - Age Groups (%)

ADR	Trust	Cohort	Sub Cohort	Three Months Early	Two Months Early	One Month Early	One Month Later	Two Months Later	Three Months Later	SIDER Low End	SIDER High End	Measure Values 0.00 75.44	
Fever	Camden & Islington	Age Groups	31-40 (n=141)	1.42	2.13	0.71	4.96	4.26	1.42	4.00	13.00		
			41-50 (n=168)	0.00	0.00	0.00	0.00	1.19	0.60				
			51-60 (n=135)	1.48	0.74	0.00	5.19	1.48	0.00				
			61-70 (n=67)	1.49	0.00	1.49	5.97	2.99	0.00				
			71-80 (n=21)	0.00	0.00	0.00	4.76	4.76	0.00				
	SIDER	SIDER	SIDER										
Convulsion	SLAM	Trust	Clozapine (n=1760)	1.36	1.70	1.82	7.05	4.94	4.03	3.00			
			Age Groups	Under 21 (n=57)	0.00	1.75	3.51	10.53	5.26				8.77
				21-30 (n=422)	2.37	2.37	1.66	9.95	6.87				4.50
				31-40 (n=488)	1.02	1.64	1.64	6.56	3.48				4.30
				41-50 (n=479)	1.46	2.09	2.09	6.26	3.97				3.13
				51-60 (n=233)	0.86	0.00	2.15	4.72	4.72				2.15
				61-70 (n=62)	0.00	0.00	0.00	4.84	9.68				8.06
				71-80 (n=18)	0.00	5.56	0.00	0.00	5.56				5.56
	Camden & Islington	Trust	Clozapine (n=561)	0.53	0.53	0.36	2.85	2.14	1.07				
			Age Groups	21-30 (n=27)	3.70	3.70	3.70	3.70	0.00				0.00
				31-40 (n=141)	0.71	1.42	0.71	2.13	3.55				2.13
				41-50 (n=168)	0.60	0.00	0.00	0.60	2.38				0.60
				51-60 (n=135)	0.00	0.00	0.00	4.44	2.22				1.48
				61-70 (n=67)	0.00	0.00	0.00	4.48	0.00				0.00
				71-80 (n=21)	0.00	0.00	0.00	9.52	0.00				0.00
	SIDER	SIDER	SIDER										
Enuresis	SLAM	Trust	Clozapine (n=1760)	1.02	0.80	1.25	4.20	3.92	3.24	3.00			
			Age Groups	Under 21 (n=57)	1.75	0.00	0.00	3.51	7.02				8.77
				21-30 (n=422)	1.42	0.71	0.95	3.79	3.55				2.37
				31-40 (n=488)	1.23	0.61	0.41	2.66	4.10				4.10
				41-50 (n=479)	0.84	1.04	2.71	4.38	3.76				2.30
				51-60 (n=233)	0.43	0.86	0.43	6.87	3.43				3.00
				61-70 (n=62)	0.00	1.61	0.00	8.06	6.45				4.84
				71-80 (n=18)	0.00	0.00	11.11	5.56	0.00				0.00
	Camden & Islington	Trust	Clozapine (n=561)	0.71	1.07	1.07	4.10	1.43	1.25				
			Age Groups	21-30 (n=27)	0.00	0.00	0.00	3.70	0.00				0.00
				31-40 (n=141)	0.00	2.13	1.42	4.96	2.84				1.42
				41-50 (n=168)	1.19	0.60	0.60	1.79	0.00				0.60
				51-60 (n=135)	1.48	0.74	1.48	4.44	0.74				0.74
				61-70 (n=67)	0.00	1.49	1.49	4.48	1.49				1.49
				71-80 (n=21)	0.00	0.00	0.00	14.29	9.52				9.52
	SIDER	SIDER	SIDER										
Backache	SLAM	Trust	Clozapine (n=1760)	1.14	1.59	2.44	4.94	3.35	2.73	5.00			
			Age Groups	Under 21 (n=57)	0.00	1.75	3.51	5.26	3.51				1.75
				21-30 (n=422)	0.95	0.95	1.90	3.79	3.32				3.08
				31-40 (n=488)	0.61	1.84	2.66	3.69	2.66				2.66
				41-50 (n=479)	1.67	1.88	2.51	6.26	3.34				2.92
				51-60 (n=233)	1.29	0.86	2.58	6.01	4.29				1.29
				61-70 (n=62)	1.61	4.84	1.61	8.06	4.84				4.84
				71-80 (n=18)	5.56	0.00	5.56	0.00	5.56				5.56
	Camden & Islington	Trust	Clozapine (n=561)	1.43	1.25	1.96	5.35	3.03	3.03				
			Age Groups	21-30 (n=27)	0.00	3.70	0.00	0.00	0.00				3.70
				31-40 (n=141)	1.42	1.42	2.13	4.26	2.13				4.26
				41-50 (n=168)	1.19	0.00	1.79	3.57	2.98				2.98
				51-60 (n=135)	0.74	0.74	2.22	5.93	1.48				1.48
				61-70 (n=67)	4.48	2.99	2.99	14.93	8.96				2.99
				71-80 (n=21)	0.00	4.76	0.00	0.00	4.76				4.76
	SIDER	SIDER	SIDER										
Stomachpain	SLAM	Trust	Clozapine (n=1760)	1.93	1.76	1.93	4.94	3.52	3.52	5.00			
			Age Groups	Under 21 (n=57)	3.51	5.26	5.26	7.02	3.51				5.26
				21-30 (n=422)	2.84	2.61	2.61	4.98	3.55				4.27
				31-40 (n=488)	2.25	1.23	1.64	5.94	3.69				3.69
				41-50 (n=479)	1.46	1.67	1.46	4.18	4.38				3.34
				51-60 (n=233)	0.43	0.86	0.86	3.00	2.15				1.29
				61-70 (n=62)	0.00	0.00	3.23	8.06	0.00				6.45
	71-80 (n=18)	5.56	5.56	5.56	5.56	5.56	0.00						
	Camden & Islington	Trust	Clozapine (n=561)	0.89	1.25	0.89	3.39	2.85	2.14				
			Age Groups	21-30 (n=27)	7.41	0.00	0.00	3.70	7.41				3.70
31-40 (n=141)				0.71	2.13	0.71	3.55	5.67	2.84				
			41-50 (n=168)	0.00	0.00	0.60	4.76	2.38	2.98				

The results are shown in percentages (%) and broken down by ADRs, Trusts (SLAM, Camden & Islington and Oxford), Cohorts, Sub Cohorts and SIDER reported values.

In Sub Cohort 'Clozapine' represent the total baseline population which further breaks down into age groups.

The columns (Three Months Early, Two Months Early, One Month Early, One Month Later, Two Months Later, Three Months Later) shows the percentages in each monthly interval. The last two columns (SIDER Low End and SIDER High End) shows the SIDER reporting.

Clozapine - Age Groups (%)

ADR	Trust	Cohort	Sub Cohort	Three Months Early	Two Months Early	One Month Early	One Month Later	Two Months Later	Three Months Later	SIDER Low End	SIDER High End	Measure Values 0.00 75.44	
Stomachpain	Camden & Islington	Age Groups	51-60 (n=135)	1.48	2.22	1.48	2.22	0.74	0.74				
			61-70 (n=67)	0.00	1.49	1.49	1.49	1.49	0.00				
			71-80 (n=21)	0.00	0.00	0.00	4.76	0.00	4.76				
	SIDER	SIDER	SIDER										
Diarrhoea	SLAM	Trust	Clozapine (n=1760)	1.08	1.31	1.36	4.72	3.58	2.56				
			Age Groups	Under 21 (n=57)	3.51	5.26	0.00	7.02	3.51	5.26			
				21-30 (n=422)	0.47	0.71	1.18	4.74	2.84	2.84			
				31-40 (n=488)	1.02	1.23	1.43	3.89	3.89	2.87			
				41-50 (n=479)	1.25	1.04	1.67	4.80	3.76	2.09			
				51-60 (n=233)	0.86	2.15	1.29	5.15	3.43	1.29			
				61-70 (n=62)	1.61	0.00	1.61	6.45	4.84	4.84			
				71-80 (n=18)	5.56	5.56	0.00	5.56	5.56	0.00			
	Camden & Islington	Trust	Clozapine (n=561)	0.71	1.25	0.18	3.03	3.39	3.03				
			Age Groups	21-30 (n=27)	0.00	3.70	3.70	3.70	7.41	11.11			
				31-40 (n=141)	2.13	0.71	0.00	4.26	4.96	2.13			
				41-50 (n=168)	0.00	0.60	0.00	1.79	2.38	2.38			
				51-60 (n=135)	0.74	1.48	0.00	2.96	2.22	2.96			
61-70 (n=67)				0.00	1.49	0.00	2.99	2.99	2.99				
71-80 (n=21)	0.00	4.76	0.00	4.76	4.76	4.76							
	SIDER	SIDER	SIDER							2.00			
Drymouth	SLAM	Trust	Clozapine (n=1760)	1.08	1.53	1.65	4.66	3.69	2.33				
			Age Groups	Under 21 (n=57)	1.75	3.51	5.26	10.53	5.26	7.02			
				21-30 (n=422)	1.90	1.18	1.90	5.69	5.69	2.84			
				31-40 (n=488)	0.20	1.23	1.43	4.92	1.84	2.46			
				41-50 (n=479)	0.63	1.67	1.67	3.76	2.92	1.88			
				51-60 (n=233)	1.72	2.15	0.86	3.43	4.72	0.86			
				61-70 (n=62)	3.23	0.00	1.61	3.23	6.45	3.23			
				71-80 (n=18)	0.00	5.56	0.00	0.00	0.00	0.00			
	Camden & Islington	Trust	Clozapine (n=561)	1.25	1.25	1.07	3.92	2.14	0.89				
			Age Groups	21-30 (n=27)	0.00	0.00	0.00	7.41	7.41	0.00			
				31-40 (n=141)	1.42	2.13	2.13	4.96	3.55	0.71			
				41-50 (n=168)	1.19	1.19	1.79	4.17	1.19	1.19			
				51-60 (n=135)	0.74	0.00	0.00	2.22	2.22	1.48			
61-70 (n=67)				2.99	2.99	0.00	4.48	0.00	0.00				
71-80 (n=21)	0.00	0.00	0.00	0.00	0.00	0.00							
	SIDER	SIDER	SIDER							5.00	20.00		
Rash	SLAM	Trust	Clozapine (n=1760)	1.25	1.59	2.05	3.64	2.95	2.27				
			Age Groups	Under 21 (n=57)	0.00	5.26	7.02	5.26	3.51	1.75			
				21-30 (n=422)	0.95	1.18	2.37	4.27	3.32	2.84			
				31-40 (n=488)	1.23	1.43	1.84	3.89	3.07	2.25			
				41-50 (n=479)	1.67	1.46	1.67	2.71	3.13	2.09			
				51-60 (n=233)	0.86	1.72	1.29	3.43	2.15	2.58			
				61-70 (n=62)	1.61	1.61	3.23	3.23	1.61	0.00			
				71-80 (n=18)	5.56	5.56	0.00	5.56	0.00	0.00			
	Camden & Islington	Trust	Clozapine (n=561)	1.25	1.25	0.89	4.28	1.96	2.14				
			Age Groups	21-30 (n=27)	7.41	7.41	3.70	0.00	3.70	7.41			
				31-40 (n=141)	0.00	0.71	1.42	4.26	1.42	2.84			
				41-50 (n=168)	1.79	1.79	0.60	3.57	2.38	1.19			
				51-60 (n=135)	1.48	0.74	0.00	3.70	1.48	0.74			
61-70 (n=67)				0.00	0.00	1.49	8.96	2.99	2.99				
71-80 (n=21)	0.00	0.00	0.00	4.76	0.00	4.76							
	SIDER	SIDER	SIDER										
Neutropenia	SLAM	Trust	Clozapine (n=1760)	0.80	0.80	0.74	5.34	2.73	2.61				
			Age Groups	Under 21 (n=57)	3.51	5.26	1.75	12.28	5.26	3.51			
				21-30 (n=422)	1.66	1.42	1.66	8.77	4.27	4.03			
				31-40 (n=488)	0.61	0.82	0.41	3.28	1.84	1.84			
				41-50 (n=479)	0.21	0.21	0.42	3.97	2.51	2.30			
				51-60 (n=233)	0.00	0.00	0.43	5.58	1.72	2.58			
				61-70 (n=62)	1.61	0.00	0.00	3.23	3.23	1.61			
				71-80 (n=18)	0.00	0.00	0.00	0.00	0.00	0.00			
	Camden & Islington	Trust	Clozapine (n=561)	0.00	0.18	0.53	1.60	0.89	1.07				
			Age Groups	21-30 (n=27)	0.00	0.00	0.00	3.70	0.00	0.00			
				31-40 (n=141)	0.00	0.71	0.71	0.71	1.42	2.13			
				41-50 (n=168)	0.00	0.00	0.60	2.38	0.60	0.60			
				51-60 (n=135)	0.00	0.00	0.74	1.48	1.48	0.74			
61-70 (n=67)				0.00	0.00	0.00	1.49	0.00	1.49				

The results are shown in percentages (%) and broken down by ADRs, Trusts (SLAM, Camden & Islington and Oxford), Cohorts, Sub Cohorts and SIDER reported values.

In Sub Cohort 'Clozapine' represent the total baseline population which further breaks down into age groups.

The columns (Three Months Early, Two Months Early, One Month Early, One Month Later, Two Months Later, Three Months Later) shows the percentages in each monthly interval. The last two columns (SIDER Low End and SIDER High End) shows the SIDER reporting.

Clozapine - Age Groups (%)

ADR	Trust	Cohort	Sub Cohort	Three Months Early	Two Months Early	One Month Early	One Month Later	Two Months Later	Three Months Later	SIDER Low End	SIDER High End	Measure Values 0.00 75.44	
Neutropenia	Islington	Age Groups	71-80 (n=21)	0.00	0.00	0.00	0.00	0.00	0.00				
	SIDER	SIDER	SIDER										
Sweating	SLAM	Trust	Clozapine (n=1760)	1.08	0.97	1.36	4.43	4.26	2.84				
			Age Groups	Under 21 (n=57)	3.51	5.26	3.51	10.53	8.77	7.02			
				21-30 (n=422)	0.71	0.95	2.13	3.55	4.27	2.61			
				31-40 (n=488)	1.02	0.61	1.43	4.51	4.51	3.07			
				41-50 (n=479)	1.46	1.04	1.04	5.22	3.55	2.92			
				51-60 (n=233)	0.43	0.43	0.00	3.86	5.15	2.15			
				61-70 (n=62)	0.00	0.00	0.00	1.61	1.61	1.61			
				71-80 (n=18)	5.56	0.00	0.00	0.00	0.00	0.00			
	Camden & Islington	Trust	Clozapine (n=561)	0.53	0.53	0.53	2.85	2.14	1.96				
			Age Groups	21-30 (n=27)	7.41	0.00	0.00	0.00	7.41	0.00			
				31-40 (n=141)	0.00	0.00	0.71	2.13	1.42	2.13			
				41-50 (n=168)	0.00	1.19	0.00	4.17	1.79	1.19			
				51-60 (n=135)	0.74	0.74	1.48	1.48	2.96	2.22			
				61-70 (n=67)	0.00	0.00	0.00	5.97	1.49	4.48			
				71-80 (n=21)	0.00	0.00	0.00	0.00	0.00	0.00			
SIDER	SIDER	SIDER							6.00				
Dyspepsia	SLAM	Trust	Clozapine (n=1760)	0.74	1.08	0.91	3.92	3.13	3.69				
			Age Groups	Under 21 (n=57)	0.00	1.75	0.00	5.26	1.75	1.75			
				21-30 (n=422)	0.95	0.95	1.42	5.45	3.55	4.03			
				31-40 (n=488)	1.02	1.43	1.02	4.10	3.48	4.71			
				41-50 (n=479)	0.63	0.84	0.42	3.76	3.13	3.13			
				51-60 (n=233)	0.00	0.86	0.43	2.15	2.15	2.15			
				61-70 (n=62)	1.61	0.00	1.61	0.00	3.23	4.84			
				71-80 (n=18)	0.00	5.56	5.56	0.00	0.00	5.56			
	Camden & Islington	Trust	Clozapine (n=561)	0.36	0.53	0.53	4.10	2.67	2.50				
			Age Groups	21-30 (n=27)	0.00	0.00	0.00	3.70	7.41	3.70			
				31-40 (n=141)	0.71	2.13	0.71	4.26	1.42	3.55			
				41-50 (n=168)	0.00	0.00	1.19	6.55	4.76	3.57			
				51-60 (n=135)	0.00	0.00	0.00	2.96	0.00	0.00			
				61-70 (n=67)	1.49	0.00	0.00	1.49	4.48	2.99			
				71-80 (n=21)	0.00	0.00	0.00	0.00	0.00	0.00			
SIDER	SIDER	SIDER							8.00	14.00			
Blurredvision	SLAM	Trust	Clozapine (n=1760)	0.34	0.91	0.63	2.05	1.25	1.02				
			Age Groups	Under 21 (n=57)	0.00	0.00	0.00	3.51	1.75	1.75			
				21-30 (n=422)	0.71	1.18	0.47	2.37	1.90	1.42			
				31-40 (n=488)	0.41	1.64	0.82	3.07	1.43	1.02			
				41-50 (n=479)	0.21	0.21	0.63	1.46	0.42	0.42			
				51-60 (n=233)	0.00	0.43	0.43	0.43	0.86	0.43			
				61-70 (n=62)	0.00	0.00	1.61	1.61	3.23	3.23			
				71-80 (n=18)	0.00	5.56	0.00	0.00	0.00	5.56			
	Camden & Islington	Trust	Clozapine (n=561)	0.89	0.53	0.71	1.25	0.36	0.89				
			Age Groups	21-30 (n=27)	0.00	0.00	0.00	3.70	0.00	0.00			
				31-40 (n=141)	0.71	0.71	1.42	0.00	1.42	0.00			
				41-50 (n=168)	0.00	0.00	0.00	1.79	0.00	0.60			
				51-60 (n=135)	1.48	0.74	0.00	2.22	0.00	1.48			
				61-70 (n=67)	2.99	1.49	2.99	0.00	0.00	2.99			
				71-80 (n=21)	0.00	0.00	0.00	0.00	0.00	0.00			
SIDER	SIDER	SIDER							5.00				
Akathisia	SLAM	Trust	Clozapine (n=1760)	0.80	0.91	0.74	2.67	1.36	0.80				
			Age Groups	Under 21 (n=57)	0.00	1.75	0.00	1.75	5.26	0.00			
				21-30 (n=422)	0.71	0.95	1.18	4.74	1.90	0.95			
				31-40 (n=488)	1.02	0.82	0.61	2.05	0.61	0.41			
				41-50 (n=479)	0.84	1.25	1.04	2.30	0.84	0.84			
				51-60 (n=233)	0.86	0.43	0.00	2.15	2.15	1.29			
				61-70 (n=62)	0.00	0.00	0.00	0.00	1.61	1.61			
				71-80 (n=18)	0.00	0.00	0.00	0.00	0.00	0.00			
	Camden & Islington	Trust	Clozapine (n=561)	0.00	0.53	0.00	1.25	1.07	0.53				
			Age Groups	21-30 (n=27)	0.00	0.00	0.00	0.00	0.00	0.00			
				31-40 (n=141)	0.00	0.71	0.00	0.71	1.42	0.71			
				41-50 (n=168)	0.00	1.19	0.00	2.38	1.19	1.19			
				51-60 (n=135)	0.00	0.00	0.00	0.74	0.00	0.00			
				61-70 (n=67)	0.00	0.00	0.00	1.49	2.99	0.00			
				71-80 (n=21)	0.00	0.00	0.00	0.00	0.00	0.00			
SIDER	SIDER	SIDER							3.00				

The results are shown in percentages (%) and broken down by ADRs, Trusts (SLAM, Camden & Islington and Oxford), Cohorts, Sub Cohorts and SIDER reported values.

In Sub Cohort 'Clozapine' represent the total baseline population which further breaks down into age groups.

The columns (Three Months Early, Two Months Early, One Month Early, One Month Later, Two Months Later, Three Months Later) shows the percentages in each monthly interval. The last two columns (SIDER Low End and SIDER High End) shows the SIDER reporting.

Clozapine - Hospital Admission (%)

ADR	Trust	Cohort	Sub Cohort	Three Months Early	Two Months Early	One Month Early	One Month Later	Two Months Later	Three Months Later	SIDER Low End	SIDER High End	Measure Values 0.00 79.82	
Agitation	SLAM	Trust	Clozapine (n=1760)	17.61	22.10	26.53	46.59	32.56	26.99				
			Hospital Admission	Inpatient (n=737)	30.66	40.43	52.65	77.61	55.36	45.59			
				Outpatient (n=1023)	8.21	8.90	7.72	24.24	16.13	13.59			
	Camden & Islington	Trust	Clozapine (n=561)	13.37	17.83	18.36	43.14	28.34	21.03				
			Hospital Admission	Inpatient (n=114)	11.40	16.67	21.93	79.82	51.75	32.46			
				Outpatient (n=447)	13.87	18.12	17.45	33.78	22.37	18.12			
	SIDER	SIDER	SIDER							4.00			
Fatigue	SLAM	Trust	Clozapine (n=1760)	12.67	14.83	15.85	43.58	35.80	30.51				
			Hospital Admission	Inpatient (n=737)	21.71	26.32	30.26	68.66	59.16	50.88			
				Outpatient (n=1023)	6.16	6.55	5.47	25.51	18.96	15.84			
	Camden & Islington	Trust	Clozapine (n=561)	10.34	12.30	13.37	41.18	29.23	26.56				
			Hospital Admission	Inpatient (n=114)	12.28	6.14	11.40	64.04	51.75	43.86			
				Outpatient (n=447)	9.84	13.87	13.87	35.35	23.49	22.15			
	SIDER	SIDER	SIDER										
Sedation	SLAM	Trust	Clozapine (n=1760)	12.67	12.16	14.83	43.86	35.51	29.83				
			Hospital Admission	Inpatient (n=737)	21.71	22.93	29.58	70.69	56.17	49.12			
				Outpatient (n=1023)	6.16	4.40	4.20	24.54	20.63	15.93			
	Camden & Islington	Trust	Clozapine (n=561)	5.17	9.09	9.09	38.15	26.56	21.93				
			Hospital Admission	Inpatient (n=114)	2.63	6.14	9.65	65.79	48.25	30.70			
				Outpatient (n=447)	5.82	9.84	8.95	31.10	21.03	19.69			
	SIDER	SIDER	SIDER							25.00	46.00		
Dizziness	SLAM	Trust	Clozapine (n=1760)	2.78	4.20	4.09	16.59	13.13	11.19				
			Hospital Admission	Inpatient (n=737)	4.61	7.87	8.55	28.36	20.35	16.55			
				Outpatient (n=1023)	1.47	1.56	0.88	8.11	7.92	7.33			
	Camden & Islington	Trust	Clozapine (n=561)	3.21	3.39	3.74	18.18	13.73	9.09				
			Hospital Admission	Inpatient (n=114)	2.63	1.75	4.39	33.33	29.82	19.30			
				Outpatient (n=447)	3.36	3.80	3.58	14.32	9.62	6.49			
	SIDER	SIDER	SIDER							12.00	27.00		
Confusion	SLAM	Trust	Clozapine (n=1760)	4.72	5.51	6.08	13.92	8.47	6.76				
			Hospital Admission	Inpatient (n=737)	8.28	10.58	13.16	24.15	14.79	11.26			
				Outpatient (n=1023)	2.15	1.86	0.98	6.55	3.91	3.52			
	Camden & Islington	Trust	Clozapine (n=561)	3.57	6.24	5.53	12.66	6.77	5.88				
			Hospital Admission	Inpatient (n=114)	3.51	5.26	4.39	27.19	15.79	7.02			
				Outpatient (n=447)	3.58	6.49	5.82	8.95	4.47	5.59			
	SIDER	SIDER	SIDER							3.00			
Tachycardia	SLAM	Trust	Clozapine (n=1760)	2.27	2.05	2.50	15.40	12.95	9.94				
			Hospital Admission	Inpatient (n=737)	4.34	4.34	5.29	28.22	23.34	16.96			
				Outpatient (n=1023)	0.78	0.39	0.49	6.16	5.47	4.89			
	Camden & Islington	Trust	Clozapine (n=561)	1.43	1.43	0.89	11.23	8.38	6.95				
			Hospital Admission	Inpatient (n=114)	1.75	1.75	0.88	23.68	16.67	11.40			
				Outpatient (n=447)	1.34	1.34	0.89	8.05	6.26	5.82			
	SIDER	SIDER	SIDER							11.00	25.00		
Hypersalivation	SLAM	Trust	Clozapine (n=1760)	1.19	1.48	2.10	14.32	13.24	11.31				
			Hospital Admission	Inpatient (n=737)	1.36	2.17	3.66	21.98	21.57	17.23			
				Outpatient (n=1023)	1.08	0.98	0.98	8.80	7.23	7.04			
	Camden & Islington	Trust	Clozapine (n=561)	1.07	1.43	0.53	14.26	6.95	7.66				
			Hospital Admission	Inpatient (n=114)	0.00	1.75	0.00	15.79	11.40	9.65			
				Outpatient (n=447)	1.34	1.34	0.67	13.87	5.82	7.16			
	SIDER	SIDER	SIDER							1.00	48.00		
Weightgain	SLAM	Trust	Clozapine (n=1760)	3.75	4.43	5.06	15.34	10.91	10.34				
			Hospital Admission	Inpatient (n=737)	6.65	7.87	10.04	24.15	18.32	18.05			
				Outpatient (n=1023)	1.66	1.96	1.47	8.99	5.57	4.79			
	Camden & Islington	Trust	Clozapine (n=561)	2.50	3.39	1.96	11.76	6.60	6.24				
			Hospital Admission	Inpatient (n=114)	3.51	4.39	1.75	16.67	6.14	10.53			
				Outpatient (n=447)	2.24	3.13	2.01	10.51	6.71	5.15			
	SIDER	SIDER	SIDER							4.00	56.00		
Feelingsick	SLAM	Trust	Clozapine (n=1760)	4.66	4.94	6.48	14.32	11.19	9.09				
			Hospital Admission	Inpatient (n=737)	8.55	9.23	13.43	24.02	18.59	14.79			
				Outpatient (n=1023)	1.86	1.86	1.47	7.33	5.87	4.99			
	Camden & Islington	Trust	Clozapine (n=561)	3.74	3.92	3.03	10.52	7.13	7.66				
			Hospital Admission	Inpatient (n=114)	4.39	0.88	1.75	21.05	10.53	11.40			
				Outpatient (n=447)	3.58	4.70	3.36	7.83	6.26	6.71			
	SIDER	SIDER	SIDER										
Constipation	SLAM	Trust	Clozapine (n=1760)	1.76	1.99	2.16	12.27	11.70	9.49				
			Hospital Admission	Inpatient (n=737)	3.12	3.39	4.07	18.86	18.72	13.16			
				Outpatient (n=1023)	0.78	0.98	0.78	7.53	6.65	6.84			
	Camden & Islington	Trust	Clozapine (n=561)	1.07	2.50	1.78	11.41	7.13	5.70				

The results are shown in percentages (%) and broken down by ADRs, Trusts (SLAM, Camden & Islington and Oxford), Cohorts, Sub Cohorts and SIDER reported values.

In Sub Cohort 'Clozapine' represent the total baseline population which further breaks down into 'Inpatients' and 'Outpatients'.

The columns (Three Months Early, Two Months Early, One Month Early, One Month Later, Two Months Later, Three Months Later) shows the percentages in each monthly interval. The last two columns (SIDER Low End and SIDER High End) shows the SIDER reporting.

Clozapine - Hospital Admission (%)

ADR	Trust	Cohort	Sub Cohort	Three Months	Two Months	One Month	One Month	Two Months	Three Months	SIDER	SIDER	Measure Values
				Early	Early	Early	Later	Later	Later	Low End	High End	
Constipation	Camden & Islington	Hospital Admission	Inpatient (n=114)	0.00	2.63	2.63	22.81	12.28	7.89			
			Outpatient (n=447)	1.34	2.46	1.57	8.50	5.82	5.15			
	SIDER	SIDER	SIDER							10.00	25.00	
Headache	SLAM	Trust Admission	Clozapine (n=1760)	4.20	4.55	5.45	12.44	8.18	5.91			
			Inpatient (n=737)	6.51	8.01	10.18	20.90	11.94	9.77			
			Outpatient (n=1023)	2.54	2.05	2.05	6.35	5.47	3.13			
	Camden & Islington	Trust Admission	Clozapine (n=561)	2.32	3.57	4.28	9.27	6.42	4.63			
			Inpatient (n=114)	0.00	2.63	5.26	17.54	10.53	8.77			
			Outpatient (n=447)	2.91	3.80	4.03	7.16	5.37	3.58			
SIDER	SIDER	SIDER										
Insomnia	SLAM	Trust Admission	Clozapine (n=1760)	3.92	4.03	5.17	10.40	6.48	4.03			
			Inpatient (n=737)	5.70	7.46	9.50	17.50	9.77	5.43			
			Outpatient (n=1023)	2.64	1.56	2.05	5.28	4.11	3.03			
	Camden & Islington	Trust Admission	Clozapine (n=561)	3.57	3.39	3.74	8.91	3.39	4.28			
			Inpatient (n=114)	1.75	4.39	7.89	21.05	7.02	5.26			
			Outpatient (n=447)	4.03	3.13	2.68	5.82	2.46	4.03			
SIDER	SIDER	SIDER							20.00	33.00		
Hyperprolactinaemia	SLAM	Trust Admission	Clozapine (n=1760)	3.18	3.64	4.20	8.52	5.06	4.15			
			Inpatient (n=737)	5.02	6.38	7.73	13.84	8.41	6.65			
			Outpatient (n=1023)	1.86	1.66	1.66	4.69	2.64	2.35			
	Camden & Islington	Trust Admission	Clozapine (n=561)	1.60	1.78	2.67	8.20	4.10	3.57			
			Inpatient (n=114)	2.63	1.75	1.75	15.79	5.26	3.51			
			Outpatient (n=447)	1.34	1.79	2.91	6.26	3.80	3.58			
SIDER	SIDER	SIDER										
Hypertension	SLAM	Trust Admission	Clozapine (n=1760)	2.05	2.22	3.13	9.15	5.74	4.60			
			Inpatient (n=737)	3.53	4.21	5.97	13.03	8.96	7.19			
			Outpatient (n=1023)	0.98	0.78	1.08	6.35	3.42	2.74			
	Camden & Islington	Trust Admission	Clozapine (n=561)	0.71	0.71	1.60	7.13	4.63	2.67			
			Inpatient (n=114)	0.00	0.00	2.63	13.16	7.89	4.39			
			Outpatient (n=447)	0.89	0.89	1.34	5.59	3.80	2.24			
SIDER	SIDER	SIDER							4.00	12.00		
Vomiting	SLAM	Trust Admission	Clozapine (n=1760)	2.56	2.50	3.01	8.86	6.82	5.00			
			Inpatient (n=737)	4.21	4.61	5.97	12.62	11.26	8.68			
			Outpatient (n=1023)	1.37	0.98	0.88	6.16	3.62	2.35			
	Camden & Islington	Trust Admission	Clozapine (n=561)	2.14	2.50	2.85	6.77	4.99	4.63			
			Inpatient (n=114)	1.75	0.88	2.63	11.40	6.14	6.14			
			Outpatient (n=447)	2.24	2.91	2.91	5.59	4.70	4.25			
SIDER	SIDER	SIDER							3.00	17.00		
Shaking	SLAM	Trust Admission	Clozapine (n=1760)	3.13	2.95	3.92	9.55	5.40	5.06			
			Inpatient (n=737)	6.11	5.43	8.14	16.82	9.77	8.68			
			Outpatient (n=1023)	0.98	1.17	0.88	4.30	2.25	2.44			
	Camden & Islington	Trust Admission	Clozapine (n=561)	1.78	1.96	3.74	6.06	3.92	2.85			
			Inpatient (n=114)	0.00	0.88	3.51	7.02	5.26	6.14			
			Outpatient (n=447)	2.24	2.24	3.80	5.82	3.58	2.01			
SIDER	SIDER	SIDER										
Abdominalpain	SLAM	Trust Admission	Clozapine (n=1760)	1.88	1.99	2.56	8.01	6.02	4.72			
			Inpatient (n=737)	3.66	3.93	5.29	14.38	8.82	7.73			
			Outpatient (n=1023)	0.59	0.59	0.59	3.42	4.01	2.54			
	Camden & Islington	Trust Admission	Clozapine (n=561)	0.89	0.89	1.60	3.92	3.57	3.39			
			Inpatient (n=114)	0.00	0.88	2.63	6.14	9.65	4.39			
			Outpatient (n=447)	0.67	0.89	1.34	3.36	2.01	3.13			
SIDER	SIDER	SIDER							4.00			
Fever	SLAM	Trust Admission	Clozapine (n=1760)	1.02	1.14	1.65	6.36	4.43	3.13			
			Inpatient (n=737)	2.04	2.44	3.26	11.13	6.51	5.70			
			Outpatient (n=1023)	0.29	0.20	0.49	2.93	2.93	1.27			
	Camden & Islington	Trust Admission	Clozapine (n=561)	0.89	0.89	0.53	3.74	2.67	0.89			
			Inpatient (n=114)	0.88	0.00	0.00	11.40	4.39	0.88			
			Outpatient (n=447)	0.89	1.12	0.67	1.79	2.24	0.89			
SIDER	SIDER	SIDER							4.00	13.00		
Backache	SLAM	Trust Admission	Clozapine (n=1760)	1.14	1.59	2.44	4.94	3.35	2.73			
			Inpatient (n=737)	2.31	3.26	5.16	9.09	6.24	4.48			
			Outpatient (n=1023)	0.29	0.39	0.49	1.96	1.27	1.47			
	Camden & Islington	Trust Admission	Clozapine (n=561)	1.43	1.25	1.96	5.35	3.03	3.03			
			Inpatient (n=114)	2.63	1.75	2.63	12.28	8.77	4.39			
			Outpatient (n=447)	1.12	1.12	1.79	3.58	1.57	2.68			
SIDER	SIDER	SIDER							5.00			
Nausea	SLAM	Trust	Clozapine (n=1760)	1.14	1.08	1.19	6.08	5.23	3.69			

The results are shown in percentages (%) and broken down by ADRs, Trusts (SLAM, Camden & Islington and Oxford), Cohorts, Sub Cohorts and SIDER reported values.

In Sub Cohort 'Clozapine' represent the total baseline population which further breaks down into 'Inpatients' and 'Outpatients'.

The columns (Three Months Early, Two Months Early, One Month Early, One Month Later, Two Months Later, Three Months Later) shows the percentages in each monthly interval. The last two columns (SIDER Low End and SIDER High End) shows the SIDER reporting.

Clozapine - Hospital Admission (%)

ADR	Trust	Cohort	Sub Cohort	Three Months	Two Months	One Month	One Month	Two Months	Three Months	SIDER	SIDER	Measure Values
				Early	Early	Early	Later	Later	Later	Low End	High End	
Nausea	SLAM	Hospital Admission	Inpatient (n=737)	1.90	1.90	2.17	9.50	7.73	5.02			0.00 79.82
			Outpatient (n=1023)	0.59	0.49	0.49	3.62	3.42	2.74			
	Camden & Islington	Trust	Clozapine (n=561)	0.89	1.43	0.36	4.63	3.57	3.57			
			Hospital Admission	0.88	0.88	0.00	9.65	5.26	2.63			
			Outpatient (n=447)	0.89	1.57	0.45	3.36	3.13	3.80			
	SIDER	SIDER	SIDER							3.00	17.00	
Tremor	SLAM	Trust	Clozapine (n=1760)	1.48	1.99	2.95	5.51	3.52	3.47			
			Hospital Admission	2.44	3.80	6.11	9.36	6.38	6.24			
			Outpatient (n=1023)	0.78	0.68	0.68	2.74	1.47	1.47			
	Camden & Islington	Trust	Clozapine (n=561)	1.60	1.78	2.14	3.92	1.96	2.14			
			Hospital Admission	0.88	1.75	2.63	8.77	3.51	4.39			
			Outpatient (n=447)	1.79	1.79	2.01	2.68	1.57	1.57			
	SIDER	SIDER	SIDER							6.00		
Convulsion	SLAM	Trust	Clozapine (n=1760)	1.36	1.70	1.82	7.05	4.94	4.03			
			Hospital Admission	2.71	3.39	3.80	12.62	8.14	7.19			
			Outpatient (n=1023)	0.39	0.49	0.39	3.03	2.64	1.76			
	Camden & Islington	Trust	Clozapine (n=561)	0.53	0.53	0.36	2.85	2.14	1.07			
			Hospital Admission	0.00	0.00	0.00	3.51	4.39	0.88			
			Outpatient (n=447)	0.67	0.67	0.45	2.68	1.57	1.12			
	SIDER	SIDER	SIDER							3.00		
Hypotension	SLAM	Trust	Clozapine (n=1760)	0.51	0.97	0.80	5.00	2.95	2.56			
			Hospital Admission	0.81	1.76	1.90	9.77	5.16	3.93			
			Outpatient (n=1023)	0.29	0.39	0.00	1.56	1.37	1.56			
	Camden & Islington	Trust	Clozapine (n=561)	0.18	0.53	0.18	3.57	2.32	1.78			
			Hospital Admission	0.00	0.88	0.00	6.14	6.14	1.75			
			Outpatient (n=447)	0.22	0.45	0.22	2.91	1.34	1.79			
	SIDER	SIDER	SIDER							9.00	38.00	
Enuresis	SLAM	Trust	Clozapine (n=1760)	1.02	0.80	1.25	4.20	3.92	3.24			
			Hospital Admission	1.76	1.22	2.58	8.14	6.78	5.43			
			Outpatient (n=1023)	0.49	0.49	0.29	1.37	1.86	1.66			
	Camden & Islington	Trust	Clozapine (n=561)	0.71	1.07	1.07	4.10	1.43	1.25			
			Hospital Admission	0.88	0.88	3.51	7.89	2.63	3.51			
			Outpatient (n=447)	0.67	1.12	0.45	3.13	1.12	0.67			
	SIDER	SIDER	SIDER									
Drymouth	SLAM	Trust	Clozapine (n=1760)	1.08	1.53	1.65	4.66	3.69	2.33			
			Hospital Admission	1.76	2.71	3.12	7.46	5.97	3.53			
			Outpatient (n=1023)	0.59	0.68	0.59	2.64	2.05	1.47			
	Camden & Islington	Trust	Clozapine (n=561)	1.25	1.25	1.07	3.92	2.14	0.89			
			Hospital Admission	0.88	0.00	0.88	7.02	3.51	1.75			
			Outpatient (n=447)	1.34	1.57	1.12	3.13	1.79	0.67			
	SIDER	SIDER	SIDER							5.00	20.00	
Stomachpain	SLAM	Trust	Clozapine (n=1760)	1.93	1.76	1.93	4.94	3.52	3.52			
			Hospital Admission	3.53	3.53	4.07	8.68	6.11	5.56			
			Outpatient (n=1023)	0.78	0.49	0.39	2.25	1.66	2.05			
	Camden & Islington	Trust	Clozapine (n=561)	0.89	1.25	0.89	3.39	2.85	2.14			
			Hospital Admission	0.00	1.75	0.88	7.02	6.14	2.63			
			Outpatient (n=447)	1.12	1.12	0.89	2.46	2.01	2.01			
	SIDER	SIDER	SIDER									
Dyspepsia	SLAM	Trust	Clozapine (n=1760)	0.74	1.08	0.91	3.92	3.13	3.69			
			Hospital Admission	1.22	2.04	2.04	7.06	4.34	6.38			
			Outpatient (n=1023)	0.39	0.39	0.10	1.66	2.25	1.76			
	Camden & Islington	Trust	Clozapine (n=561)	0.36	0.53	0.53	4.10	2.67	2.50			
			Hospital Admission	0.00	0.88	0.88	7.89	4.39	7.02			
			Outpatient (n=447)	0.45	0.45	0.45	3.13	2.24	1.34			
	SIDER	SIDER	SIDER							8.00	14.00	
Diarrhoea	SLAM	Trust	Clozapine (n=1760)	1.08	1.31	1.36	4.72	3.58	2.56			
			Hospital Admission	2.17	2.58	2.85	8.41	5.97	4.75			
			Outpatient (n=1023)	0.29	0.39	0.29	2.05	1.86	0.98			
	Camden & Islington	Trust	Clozapine (n=561)	0.71	1.25	0.18	3.03	3.39	3.03			
			Hospital Admission	1.75	1.75	0.00	6.14	6.14	1.75			
			Outpatient (n=447)	0.45	1.12	0.22	2.24	2.68	3.36			
	SIDER	SIDER	SIDER							2.00		
Rash	SLAM	Trust	Clozapine (n=1760)	1.25	1.59	2.05	3.64	2.95	2.27			
			Hospital Admission	2.71	3.53	4.48	6.24	5.43	4.88			
			Outpatient (n=1023)	0.20	0.20	0.29	1.76	1.17	0.39			
	Camden & Islington	Trust	Clozapine (n=561)	1.25	1.25	0.89	4.28	1.96	2.14			
			Hospital Admission	0.00	1.75	1.75	7.02	3.51	2.63			
			Outpatient (n=114)	0.00	1.75	1.75	7.02	3.51	2.63			
	SIDER	SIDER	SIDER									

The results are shown in percentages (%) and broken down by ADRs, Trusts (SLAM, Camden & Islington and Oxford), Cohorts, Sub Cohorts and SIDER reported values.

In Sub Cohort 'Clozapine' represent the total baseline population which further breaks down into 'Inpatients' and 'Outpatients'.

The columns (Three Months Early, Two Months Early, One Month Early, One Month Later, Two Months Later, Three Months Later) shows the percentages in each monthly interval. The last two columns (SIDER Low End and SIDER High End) shows the SIDER reporting.

Clozapine - Hospital Admission (%)

ADR	Trust	Cohort	Sub Cohort	Three	Two	One	One	Two	Three	SIDER	SIDER	Measure Values
				Months Early	Months Early	Month Early	Month Later	Months Later	Months Later			
Rash	Islington	Admission	Outpatient (n=447)	1.57	1.12	0.67	3.58	1.57	2.01			0.00 79.82
	SIDER	SIDER	SIDER									
Sweating	SLAM	Trust	Clozapine (n=1760)	1.08	0.97	1.36	4.43	4.26	2.84			
		Hospital	Inpatient (n=737)	1.90	2.04	2.85	7.87	5.97	4.61			
		Admission	Outpatient (n=1023)	0.49	0.20	0.29	1.96	3.03	1.56			
	Camden & Islington	Trust	Clozapine (n=561)	0.53	0.53	0.53	2.85	2.14	1.96			
		Hospital	Inpatient (n=114)	0.00	0.00	0.88	6.14	4.39	4.39			
		Admission	Outpatient (n=447)	0.67	0.67	0.45	2.01	1.57	1.34			
SIDER	SIDER	SIDER							6.00			
Neutropenia	SLAM	Trust	Clozapine (n=1760)	0.80	0.80	0.74	5.34	2.73	2.61			
		Hospital	Inpatient (n=737)	1.09	1.63	1.63	8.68	4.07	4.34			
		Admission	Outpatient (n=1023)	0.59	0.20	0.10	2.93	1.76	1.37			
	Camden & Islington	Trust	Clozapine (n=561)	0.00	0.18	0.53	1.60	0.89	1.07			
		Hospital	Inpatient (n=114)	0.00	0.00	0.00	2.63	0.00	0.88			
		Admission	Outpatient (n=447)	0.00	0.22	0.67	1.34	1.12	1.12			
SIDER	SIDER	SIDER										
Akathisia	SLAM	Trust	Clozapine (n=1760)	0.80	0.91	0.74	2.67	1.36	0.80			
		Hospital	Inpatient (n=737)	1.09	1.49	1.36	4.75	2.58	1.36			
		Admission	Outpatient (n=1023)	0.59	0.49	0.29	1.17	0.49	0.39			
	Camden & Islington	Trust	Clozapine (n=561)	0.00	0.53	0.00	1.25	1.07	0.53			
		Hospital	Inpatient (n=114)	0.00	0.00	0.00	0.88	4.39	1.75			
		Admission	Outpatient (n=447)	0.00	0.67	0.00	1.34	0.22	0.22			
SIDER	SIDER	SIDER							3.00			
Blurredvision	SLAM	Trust	Clozapine (n=1760)	0.34	0.91	0.63	2.05	1.25	1.02			
		Hospital	Inpatient (n=737)	0.41	1.22	1.22	3.39	2.31	1.49			
		Admission	Outpatient (n=1023)	0.29	0.68	0.20	1.08	0.49	0.68			
	Camden & Islington	Trust	Clozapine (n=561)	0.89	0.53	0.71	1.25	0.36	0.89			
		Hospital	Inpatient (n=114)	0.00	0.00	1.75	2.63	0.88	0.00			
		Admission	Outpatient (n=447)	1.12	0.67	0.45	0.89	0.22	1.12			
SIDER	SIDER	SIDER							5.00			

The results are shown in percentages (%) and broken down by ADRs, Trusts (SLAM, Camden & Islington and Oxford), Cohorts, Sub Cohorts and SIDER reported values.

In Sub Cohort 'Clozapine' represent the total baseline population which further breaks down into 'Inpatients' and 'Outpatients'.

The columns (Three Months Early, Two Months Early, One Month Early, One Month Later, Two Months Later, Three Months Later) shows the percentages in each monthly interval. The last two columns (SIDER Low End and SIDER High End) shows the SIDER reporting.

Clozapine - Smoking Status (%)

ADR	Trust	Cohort	Sub Cohort	Three Months Early	Two Months Early	One Month Early	One Month Later	Two Months Later	Three Months Later	SIDER Low End	SIDER High End	Measure Values 0.00 63.04
Agitation	SLAM	Trust	Clozapine (n=1760)	17.61	22.10	26.53	46.59	32.56	26.99			
			Smoking Status	Smoker (n=1039)	24.35	30.13	36.67	63.04	44.47	38.98		
			Non Smoker (n=721)	7.91	10.54	11.93	22.88	15.40	9.71			
	Camden & Islington	Trust	Clozapine (n=561)	13.37	17.83	18.36	43.14	28.34	21.03			
			Smoking Status	Smoker (n=360)	0.83	24.72	25.56	56.94	37.78	28.33		
			Non Smoker (n=201)	1.49	5.47	5.47	18.41	11.44	7.96			
Fatigue	SLAM	Trust	Clozapine (n=1760)	12.67	14.83	15.85	43.58	35.80	30.51			
			Smoking Status	Smoker (n=1039)	16.65	19.54	21.37	56.98	47.16	41.67		
			Non Smoker (n=721)	6.93	8.04	7.91	24.27	19.42	14.42			
	Camden & Islington	Trust	Clozapine (n=561)	10.34	12.30	13.37	41.18	29.23	26.56			
			Smoking Status	Smoker (n=360)	0.28	16.67	17.78	51.94	39.17	35.83		
			Non Smoker (n=201)	0.50	4.48	5.47	21.89	11.44	9.95			
Sedation	SLAM	Trust	Clozapine (n=1760)	12.67	12.16	14.83	43.86	35.51	29.83			
			Smoking Status	Smoker (n=1039)	16.84	16.46	20.50	56.98	46.29	39.36		
			Non Smoker (n=721)	6.66	5.96	6.66	24.97	19.97	16.09			
	Camden & Islington	Trust	Clozapine (n=561)	5.17	9.09	9.09	38.15	26.56	21.93			
			Smoking Status	Smoker (n=360)	0.00	11.67	12.78	45.56	34.17	28.33		
			Non Smoker (n=201)	0.00	4.48	2.49	24.88	12.94	10.45			
Dizziness	SLAM	Trust	Clozapine (n=1760)	2.78	4.20	4.09	16.59	13.13	11.19			
			Smoking Status	Smoker (n=1039)	3.66	5.87	5.49	20.98	16.55	14.63		
			Non Smoker (n=721)	1.53	1.80	2.08	10.26	8.18	6.24			
	Camden & Islington	Trust	Clozapine (n=561)	3.21	3.39	3.74	18.18	13.73	9.09			
			Smoking Status	Smoker (n=360)	0.28	4.44	5.00	23.33	18.06	11.94		
			Non Smoker (n=201)	0.50	1.49	1.49	8.96	5.97	3.98			
Hypersalivation	SLAM	Trust	Clozapine (n=1760)	1.19	1.48	2.10	14.32	13.24	11.31			
			Smoking Status	Smoker (n=1039)	1.06	1.92	2.50	16.84	15.50	13.47		
			Non Smoker (n=721)	1.39	0.83	1.53	10.68	9.99	8.18			
	Camden & Islington	Trust	Clozapine (n=561)	1.07	1.43	0.53	14.26	6.95	7.66			
			Smoking Status	Smoker (n=360)	0.00	1.67	0.56	15.83	8.33	9.72		
			Non Smoker (n=201)	0.00	1.00	0.50	11.44	4.48	3.98			
Weightgain	SLAM	Trust	Clozapine (n=1760)	3.75	4.43	5.06	15.34	10.91	10.34			
			Smoking Status	Smoker (n=1039)	4.72	5.58	6.26	18.96	14.73	13.09		
			Non Smoker (n=721)	2.36	2.77	3.33	10.12	5.41	6.38			
	Camden & Islington	Trust	Clozapine (n=561)	2.50	3.39	1.96	11.76	6.60	6.24			
			Smoking Status	Smoker (n=360)	0.00	4.72	2.78	13.89	8.89	8.61		
			Non Smoker (n=201)	0.00	1.00	0.50	7.96	2.49	1.99			
Tachycardia	SLAM	Trust	Clozapine (n=1760)	2.27	2.05	2.50	15.40	12.95	9.94			
			Smoking Status	Smoker (n=1039)	2.89	2.60	3.08	20.40	17.32	12.90		
			Non Smoker (n=721)	1.39	1.25	1.66	8.18	6.66	5.69			
	Camden & Islington	Trust	Clozapine (n=561)	1.43	1.43	0.89	11.23	8.38	6.95			
			Smoking Status	Smoker (n=360)	0.00	1.39	1.39	14.72	10.00	8.61		
			Non Smoker (n=201)	0.00	1.49	0.00	4.98	5.47	3.98			
Confusion	SLAM	Trust	Clozapine (n=1760)	4.72	5.51	6.08	13.92	8.47	6.76			
			Smoking Status	Smoker (n=1039)	6.16	7.70	8.85	19.25	11.16	9.72		
			Non Smoker (n=721)	2.64	2.36	2.08	6.24	4.58	2.50			
	Camden & Islington	Trust	Clozapine (n=561)	3.57	6.24	5.53	12.66	6.77	5.88			
			Smoking Status	Smoker (n=360)	0.28	9.44	8.06	17.22	8.89	8.61		
			Non Smoker (n=201)	0.50	0.50	1.00	4.48	2.99	1.00			
Feelingsick	SLAM	Trust	Clozapine (n=1760)	4.66	4.94	6.48	14.32	11.19	9.09			
			Smoking Status	Smoker (n=1039)	6.06	6.64	8.37	18.29	14.73	11.65		
			Non Smoker (n=721)	2.64	2.50	3.74	8.60	6.10	5.41			
	Camden & Islington	Trust	Clozapine (n=561)	3.74	3.92	3.03	10.52	7.13	7.66			
			Smoking Status	Smoker (n=360)	0.00	5.56	4.72	14.44	9.72	10.56		
			Non Smoker (n=201)	0.00	1.00	0.00	3.48	2.49	2.49			
Constipation	SLAM	Trust	Clozapine (n=1760)	1.76	1.99	2.16	12.27	11.70	9.49			
			Smoking Status	Smoker (n=1039)	2.21	2.50	2.79	14.63	15.11	11.26		
			Non Smoker (n=721)	1.11	1.25	1.25	8.88	6.80	6.93			
	Camden & Islington	Trust	Clozapine (n=561)	1.07	2.50	1.78	11.41	7.13	5.70			
			Smoking Status	Smoker (n=360)	0.28	3.61	2.22	13.61	8.61	7.50		
			Non Smoker (n=201)	0.50	0.50	1.00	7.46	4.48	2.49			
Headache	SLAM	Trust	Clozapine (n=1760)	4.20	4.55	5.45	12.44	8.18	5.91			
			Smoking Status	Smoker (n=1039)	5.58	5.87	7.12	17.04	11.16	8.95		
			Non Smoker (n=721)	2.22	2.64	3.05	5.83	3.88	1.53			
	Camden & Islington	Trust	Clozapine (n=561)	2.32	3.57	4.28	9.27	6.42	4.63			
			Smoking Status	Smoker (n=360)	0.00	5.28	6.11	12.22	8.06	6.11		
			Non Smoker (n=201)	0.00	0.50	1.00	3.98	3.48	1.99			
Insomnia	SLAM	Trust	Clozapine (n=1760)	3.92	4.03	5.17	10.40	6.48	4.03			

The results are shown in percentages (%) and broken down by ADRs, Trusts (SLAM, Camden & Islington and Oxford), Cohorts, Sub Cohorts and SIDER reported values.

In Sub Cohort 'Clozapine' represent the total baseline population which further breaks down into 'Smokers and 'Non-Smokers'.

The columns (Three Months Early, Two Months Early, One Month Early, One Month Later, Two Months Later, Three Months Later) shows the percentages in each monthly interval. The last two columns (SIDER Low End and SIDER High End) shows the SIDER reporting.

Clozapine - Smoking Status (%)

ADR	Trust	Cohort	Sub Cohort	Three Months	Two Months	One Month	One Month	Two Months	Three Months	SIDER	SIDER	Measure Values
				Early	Early	Early	Later	Later	Later	Low End	High End	
Insomnia	SLAM	Smoking Status	Smoker (n=1039)	4.72	5.29	6.35	14.15	8.47	5.29			0.00 63.04
			Non Smoker (n=721)	2.77	2.22	3.47	4.99	3.61	2.22			
	Camden & Islington	Trust	Clozapine (n=561)	3.57	3.39	3.74	8.91	3.39	4.28			
			Smoking Status	Smoker (n=360)	0.56	4.44	5.28	12.22	4.72	5.83		
Hyperprolactinaemia	SLAM	Trust	Clozapine (n=1760)	3.18	3.64	4.20	8.52	5.06	4.15			
			Smoking Status	Smoker (n=1039)	3.46	4.04	4.81	9.14	5.39	4.72		
	Camden & Islington	Trust	Clozapine (n=561)	1.60	1.78	2.67	8.20	4.10	3.57			
			Smoking Status	Smoker (n=360)	0.00	2.22	3.06	10.28	4.72	3.06		
Hypertension	SLAM	Trust	Clozapine (n=1760)	2.05	2.22	3.13	9.15	5.74	4.60			
			Smoking Status	Smoker (n=1039)	2.41	2.79	4.23	11.16	7.41	6.35		
	Camden & Islington	Trust	Clozapine (n=561)	0.71	0.71	1.60	7.13	4.63	2.67			
			Smoking Status	Smoker (n=360)	0.28	0.56	1.94	7.78	6.11	3.06		
Shaking	SLAM	Trust	Clozapine (n=1760)	3.13	2.95	3.92	9.55	5.40	5.06			
			Smoking Status	Smoker (n=1039)	3.27	3.27	5.10	12.51	7.41	7.41		
	Camden & Islington	Trust	Clozapine (n=561)	1.78	1.96	3.74	6.06	3.92	2.85			
			Smoking Status	Smoker (n=360)	0.00	2.78	4.72	7.50	4.72	3.89		
Vomiting	SLAM	Trust	Clozapine (n=1760)	2.56	2.50	3.01	8.86	6.82	5.00			
			Smoking Status	Smoker (n=1039)	3.18	3.27	3.95	11.16	9.14	6.35		
	Camden & Islington	Trust	Clozapine (n=561)	2.14	2.50	2.85	6.77	4.99	4.63			
			Smoking Status	Smoker (n=360)	0.00	3.06	3.33	9.44	6.39	5.83		
Abdominalpain	SLAM	Trust	Clozapine (n=1760)	1.88	1.99	2.56	8.01	6.02	4.72			
			Smoking Status	Smoker (n=1039)	2.31	2.60	3.66	10.78	8.18	6.93		
	Camden & Islington	Trust	Clozapine (n=561)	0.89	0.89	1.60	3.92	3.57	3.39			
			Smoking Status	Smoker (n=360)	0.00	1.39	2.22	4.72	4.72	4.44		
Nausea	SLAM	Trust	Clozapine (n=1760)	1.14	1.08	1.19	6.08	5.23	3.69			
			Smoking Status	Smoker (n=1039)	1.15	0.96	1.64	7.51	5.97	4.62		
	Camden & Islington	Trust	Clozapine (n=561)	0.89	1.43	0.36	4.63	3.57	3.57			
			Smoking Status	Smoker (n=360)	0.00	1.94	0.00	5.83	4.44	3.61		
Backache	SLAM	Trust	Clozapine (n=1760)	1.14	1.59	2.44	4.94	3.35	2.73			
			Smoking Status	Smoker (n=1039)	1.64	2.21	3.46	6.64	4.91	3.46		
	Camden & Islington	Trust	Clozapine (n=561)	1.43	1.25	1.96	5.35	3.03	3.03			
			Smoking Status	Smoker (n=360)	0.00	1.94	3.06	7.50	3.89	4.17		
Convulsion	SLAM	Trust	Clozapine (n=1760)	1.36	1.70	1.82	7.05	4.94	4.03			
			Smoking Status	Smoker (n=1039)	1.83	2.12	2.41	9.53	6.35	4.72		
	Camden & Islington	Trust	Clozapine (n=561)	0.69	1.11	0.97	3.47	2.91	3.05			
			Smoking Status	Smoker (n=360)	0.53	0.53	0.36	2.85	2.14	1.07		
Fever	SLAM	Trust	Clozapine (n=1760)	1.02	1.14	1.65	6.36	4.43	3.13			
			Smoking Status	Smoker (n=1039)	1.25	1.54	2.21	8.47	6.16	4.43		
	Camden & Islington	Trust	Clozapine (n=561)	0.69	0.55	0.83	3.33	1.94	1.25			
			Smoking Status	Smoker (n=360)	0.89	0.89	0.53	3.74	2.67	0.89		
Tremor	SLAM	Trust	Clozapine (n=1760)	1.48	1.99	2.95	5.51	3.52	3.47			
			Smoking Status	Smoker (n=1039)	1.44	2.21	3.66	6.54	4.43	4.62		
	Camden & Islington	Trust	Clozapine (n=561)	1.53	1.66	1.94	4.02	2.22	1.80			
			Smoking Status	Smoker (n=360)	1.60	1.78	2.14	3.92	1.96	2.14		
Hypotension	SLAM	Trust	Clozapine (n=1760)	0.51	0.97	0.80	5.00	2.95	2.56			
			Smoking Status	Smoker (n=1039)	0.67	1.15	1.06	6.16	3.85	3.08		

The results are shown in percentages (%) and broken down by ADRs, Trusts (SLAM, Camden & Islington and Oxford), Cohorts, Sub Cohorts and SIDER reported values.

In Sub Cohort 'Clozapine' represent the total baseline population which further breaks down into 'Smokers and 'Non-Smokers'.

The columns (Three Months Early, Two Months Early, One Month Early, One Month Later, Two Months Later, Three Months Later) shows the percentages in each monthly interval. The last two columns (SIDER Low End and SIDER High End) shows the SIDER reporting.

Clozapine - Smoking Status (%)

ADR	Trust	Cohort	Sub Cohort	Three Months	Two Months	One Month	One Month	Two Months	Three Months	SIDER	SIDER	Measure Values
				Early	Early	Early	Later	Later	Later	Low End	High End	
Hypotension	SLAM	Status	Non Smoker (n=721)	0.28	0.69	0.42	3.33	1.66	1.80			0.00 63.04
	Camden & Islington	Trust	Clozapine (n=561)	0.18	0.53	0.18	3.57	2.32	1.78			
		Smoking Status	Smoker (n=360)	0.00	0.83	0.28	4.17	2.50	2.22			
Drymouth	SLAM	Trust	Clozapine (n=1760)	1.08	1.53	1.65	4.66	3.69	2.33			
		Smoking Status	Smoker (n=1039)	1.06	1.92	2.21	5.77	4.72	3.56			
		Smoking Status	Non Smoker (n=721)	1.11	0.97	0.83	3.05	2.22	0.55			
	Camden & Islington	Trust	Clozapine (n=561)	1.25	1.25	1.07	3.92	2.14	0.89			
		Smoking Status	Smoker (n=360)	0.00	1.11	1.67	5.00	2.78	0.83			
Enuresis	SLAM	Trust	Clozapine (n=1760)	1.02	0.80	1.25	4.20	3.92	3.24			
		Smoking Status	Smoker (n=1039)	1.15	1.15	1.83	6.26	5.10	4.14			
		Smoking Status	Non Smoker (n=721)	0.83	0.28	0.42	1.25	2.22	1.94			
	Camden & Islington	Trust	Clozapine (n=561)	0.71	1.07	1.07	4.10	1.43	1.25			
		Smoking Status	Smoker (n=360)	0.00	1.39	1.11	5.28	1.39	1.39			
Stomachpain	SLAM	Trust	Clozapine (n=1760)	1.93	1.76	1.93	4.94	3.52	3.52			
		Smoking Status	Smoker (n=1039)	2.60	2.12	2.69	7.31	5.00	4.52			
		Smoking Status	Non Smoker (n=721)	0.97	1.25	0.83	1.53	1.39	2.08			
	Camden & Islington	Trust	Clozapine (n=561)	0.89	1.25	0.89	3.39	2.85	2.14			
		Smoking Status	Smoker (n=360)	0.00	1.94	1.39	5.00	3.89	3.06			
Rash	SLAM	Trust	Clozapine (n=1760)	1.25	1.59	2.05	3.64	2.95	2.27			
		Smoking Status	Smoker (n=1039)	1.92	2.41	2.60	4.52	4.14	3.27			
		Smoking Status	Non Smoker (n=721)	0.28	0.42	1.25	2.36	1.25	0.83			
	Camden & Islington	Trust	Clozapine (n=561)	1.25	1.25	0.89	4.28	1.96	2.14			
		Smoking Status	Smoker (n=360)	0.00	1.94	1.39	5.83	3.06	2.78			
Diarrhoea	SLAM	Trust	Clozapine (n=1760)	1.08	1.31	1.36	4.72	3.58	2.56			
		Smoking Status	Smoker (n=1039)	1.15	1.35	1.83	5.49	4.81	3.18			
		Smoking Status	Non Smoker (n=721)	0.97	1.25	0.69	3.61	1.80	1.66			
	Camden & Islington	Trust	Clozapine (n=561)	0.71	1.25	0.18	3.03	3.39	3.03			
		Smoking Status	Smoker (n=360)	0.00	1.67	0.00	4.17	5.00	2.78			
Dyspepsia	SLAM	Trust	Clozapine (n=1760)	0.74	1.08	0.91	3.92	3.13	3.69			
		Smoking Status	Smoker (n=1039)	0.87	1.15	1.06	5.77	4.43	5.20			
		Smoking Status	Non Smoker (n=721)	0.55	0.97	0.69	1.25	1.25	1.53			
	Camden & Islington	Trust	Clozapine (n=561)	0.36	0.53	0.53	4.10	2.67	2.50			
		Smoking Status	Smoker (n=360)	0.00	0.83	0.83	5.83	3.33	3.61			
Sweating	SLAM	Trust	Clozapine (n=1760)	1.08	0.97	1.36	4.43	4.26	2.84			
		Smoking Status	Smoker (n=1039)	1.06	1.25	1.83	5.97	5.97	4.33			
		Smoking Status	Non Smoker (n=721)	1.11	0.55	0.69	2.22	1.80	0.69			
	Camden & Islington	Trust	Clozapine (n=561)	0.53	0.53	0.53	2.85	2.14	1.96			
		Smoking Status	Smoker (n=360)	0.00	0.83	0.56	3.89	2.78	2.50			
Neutropenia	SLAM	Trust	Clozapine (n=1760)	0.80	0.80	0.74	5.34	2.73	2.61			
		Smoking Status	Smoker (n=1039)	0.87	0.87	0.77	6.45	3.66	3.46			
		Smoking Status	Non Smoker (n=721)	0.69	0.69	0.69	3.74	1.39	1.39			
	Camden & Islington	Trust	Clozapine (n=561)	0.00	0.18	0.53	1.60	0.89	1.07			
		Smoking Status	Smoker (n=360)	0.00	0.00	0.56	2.22	1.11	1.11			
Akathisia	SLAM	Trust	Clozapine (n=1760)	0.80	0.91	0.74	2.67	1.36	0.80			
		Smoking Status	Smoker (n=1039)	1.15	0.96	0.87	3.37	1.64	1.35			
		Smoking Status	Non Smoker (n=721)	0.28	0.83	0.55	1.66	0.97	0.00			
	Camden & Islington	Trust	Clozapine (n=561)	0.00	0.53	0.00	1.25	1.07	0.53			
		Smoking Status	Smoker (n=360)	0.00	0.83	0.00	1.94	1.11	0.56			
Blurredvision	SLAM	Trust	Clozapine (n=1760)	0.34	0.91	0.63	2.05	1.25	1.02			
		Smoking Status	Smoker (n=1039)	0.19	1.35	0.96	2.21	1.73	1.44			
		Smoking Status	Non Smoker (n=721)	0.55	0.28	0.14	1.80	0.55	0.42			
	Camden & Islington	Trust	Clozapine (n=561)	0.89	0.53	0.71	1.25	0.36	0.89			
		Smoking Status	Smoker (n=360)	0.00	0.83	1.11	1.67	0.56	1.11			
Blurredvision	SLAM	Trust	Clozapine (n=1760)	0.34	0.91	0.63	2.05	1.25	1.02			
		Smoking Status	Non Smoker (n=721)	0.55	0.28	0.14	1.80	0.55	0.42			

The results are shown in percentages (%) and broken down by ADRs, Trusts (SLAM, Camden & Islington and Oxford), Cohorts, Sub Cohorts and SIDER reported values.

In Sub Cohort 'Clozapine' represent the total baseline population which further breaks down into 'Smokers and 'Non-Smokers'.

The columns (Three Months Early, Two Months Early, One Month Early, One Month Later, Two Months Later, Three Months Later) shows the percentages in each monthly interval. The last two columns (SIDER Low End and SIDER High End) shows the SIDER reporting.

Supplementary Table S.2

Chi Square Statistics (χ^2)

ADR	Cohort	Trust	Months			P Value
			One Month Later	Two Months Later	Three Months Later	
Abdominalpain	Gender (1 df)	SLAM	2.30e-28	3.60e-30	1.73e+00	
		C&I	5.11e-02	1.16e-02	8.22e-02	
		Oxford	5.95e-03	7.89e-03	2.36e+00	
	Ethnicity (3 df)	SLAM	1.03e+00	9.10e+00	1.03e+00	
		C&I	7.42e-01	1.06e+00	7.96e-01	
		Oxford	3.82e+00	2.18e+00	1.60e+00	
	Agegroup (7 df)	SLAM	6.31e+00	4.63e+00	2.34e+00	
		C&I	8.05e+00	2.75e+00	6.69e+00	
	Hospital Admissions(1 df)	SLAM	6.84e+01	1.67e+01	2.46e+01	
		C&I	1.20e+00	1.33e+01	1.37e-01	
	Smoking Status (1 df)	SLAM	2.55e+01	2.00e+01	2.65e+01	
		C&I	1.17e+00	3.03e+00	2.59e+00	
Agitation	Gender (1 df)	SLAM	5.51e+00	1.03e+00	1.62e-01	
		C&I	2.27e+00	2.73e-01	5.39e-01	
		Oxford	6.05e-03	1.29e-01	8.67e-01	
	Ethnicity (3 df)	SLAM	7.58e+00	9.10e+00	5.45e+00	
		C&I	8.30e+00	2.35e+00	3.78e+00	
		Oxford	1.88e+00	9.56e-01	1.12e+00	
	Agegroup (7 df)	SLAM	4.86e+01	2.75e+01	4.57e+01	
		C&I	9.31e+00	5.90e+00	2.14e+01	
	Hospital Admissions(1 df)	SLAM	4.88e+02	2.98e+02	2.21e+02	
		C&I	7.66e+01	3.72e+01	1.04e+01	
	Smoking Status (1 df)	SLAM	2.74e+02	1.62e+02	1.84e+02	
		C&I	7.65e+01	4.28e+01	3.10e+01	
Akathisia	Gender (1 df)	SLAM	1.10e-02	2.20e+00	2.44e-27	
		C&I	1.29e-03	2.21e-31	9.60e-28	
		Oxford	1.62e-02	4.46e-31	1.53e-30	
	Ethnicity (3 df)	SLAM	4.56e+00	3.37e+00	2.86e-01	
		C&I	1.39e+00	5.82e+00	1.17e+01	
		Oxford	1.47e+00	1.25e+00	1.04e+00	
	Agegroup (7 df)	SLAM	1.06e+01	1.17e+01	2.89e+00	
		C&I	2.99e+00	4.47e+00	2.77e+00	
	Hospital Admissions(1 df)	SLAM	1.97e+01	1.24e+01	3.91e+00	
		C&I	7.38e-31	1.12e+01	1.64e+00	
	Smoking Status (1 df)	SLAM	4.12e+00	9.50e-01	8.16e+00	
		C&I	2.54e+00	3.76e-28	1.86e-28	
Backache	Gender (1 df)	SLAM	5.62e+00	2.48e+00	1.69e-01	
		C&I	8.77e+00	1.41e+00	2.89e+00	
		Oxford	6.64e+00	7.63e-01	3.74e+00	
	Ethnicity (3 df)	SLAM	1.08e+00	3.08e+00	5.53e+00	
		C&I	4.32e+00	1.96e+00	4.11e+00	
		Oxford	3.73e-01	2.84e+00	2.10e+00	
	Agegroup (7 df)	SLAM	7.47e+00	2.05e+00	3.88e+00	
		C&I	1.63e+01	1.05e+01	2.07e+00	
	Hospital Admissions(1 df)	SLAM	4.49e+01	3.12e+01	1.35e+01	
		C&I	1.19e+01	1.37e+01	4.09e-01	
	Smoking Status (1 df)	SLAM	1.47e+01	1.78e+01	4.54e+00	
		C&I	8.05e+00	1.77e+00	3.40e+00	
Blurredvision	Gender (1 df)	SLAM	6.90e+00	1.58e-03	4.76e-02	

Chi Square (χ^2) statistics are shown in the results and broken down by ADR, the cohort with a degree of freedom*, three trusts (SLAM, Camden & Islington and Oxford) and further broken down into three months after starting the drug Clozapine.

Adjustment for multiple comparisons: **Bonferroni**.

The mean difference is significant at the **0.05 level** (95% confidence interval for difference). The results in **Red** shows statistically significant p values.

Chi Square Statistics (χ^2)

ADR	Cohort	Trust	Months			P Value
			One Month Later	Two Months Later	Three Months Later	
Blurredvision	Gender (1 df)	C&I	1.50e-28	9.25e-28	2.48e-31	
		Oxford	9.21e-31	1.79e-02	1.83e-01	
	Ethnicity (3 df)	SLAM	1.89e+00	1.94e+00	1.47e+00	
		C&I	1.46e+00	1.24e+00	1.66e+00	
		Oxford	1.80e+00	9.72e-01	1.25e+00	
	Agegroup (7 df)	SLAM	7.69e+00	6.84e+00	1.01e+01	
		C&I	5.63e+00	5.95e+00	5.70e+00	
	Hospital Admissions(1 df)	SLAM	1.03e+01	1.00e+01	2.02e+00	
		C&I	1.04e+00	2.71e-02	3.32e-01	
	Smoking Status (1 df)	SLAM	1.83e-01	3.88e+00	3.48e+00	
C&I		6.39e-01	1.02e-01	7.46e-02		
Confusion	Gender (1 df)	SLAM	7.52e-01	2.90e-03	5.21e-01	
		C&I	3.74e-01	1.34e+00	2.82e+00	
		Oxford	2.89e+00	3.04e-02	2.11e+00	
	Ethnicity (3 df)	SLAM	2.52e+00	3.59e+00	2.63e+00	
		C&I	6.07e+00	7.88e+00	3.02e+00	
		Oxford	4.92e+00	1.45e+00	1.05e+00	
	Agegroup (7 df)	SLAM	8.89e+00	1.86e+01	6.20e+00	
		C&I	1.58e+01	3.45e+00	2.47e+00	
	Hospital Admissions(1 df)	SLAM	1.09e+02	6.40e+01	3.95e+01	
		C&I	2.57e+01	1.67e+01	1.25e-01	
Smoking Status (1 df)	SLAM	5.90e+01	2.30e+01	3.41e+01		
	C&I	1.78e+01	6.22e+00	1.22e+01		
Constipation	Gender (1 df)	SLAM	1.01e+01	2.08e+01	6.00e+00	
		C&I	7.94e-01	2.98e-29	4.92e+00	
		Oxford	2.14e+00	2.06e+00	2.06e+00	
	Ethnicity (3 df)	SLAM	1.37e+01	8.75e+00	1.09e+00	
		C&I	4.91e+00	2.90e+00	1.46e+00	
		Oxford	1.38e+00	9.66e-01	2.34e+00	
	Agegroup (7 df)	SLAM	1.43e+01	1.38e+01	1.20e+01	
		C&I	1.02e+01	2.30e+00	1.82e+00	
	Hospital Admissions(1 df)	SLAM	5.01e+01	5.93e+01	1.92e+01	
		C&I	1.70e+01	4.80e+00	8.17e-01	
Smoking Status (1 df)	SLAM	1.26e+01	2.77e+01	8.78e+00		
	C&I	4.24e+00	2.73e+00	5.13e+00		
Convulsion	Gender (1 df)	SLAM	1.15e-01	9.49e-01	6.47e-28	
		C&I	2.81e-02	8.94e-31	7.37e-02	
		Oxford	4.80e-29	2.36e+00	1.09e+00	
	Ethnicity (3 df)	SLAM	3.53e+01	3.50e-01	1.84e+00	
		C&I	2.59e+00	7.24e-01	3.45e+00	
		Oxford	6.37e-01	4.08e+00	2.97e+00	
	Agegroup (7 df)	SLAM	1.09e+01	9.62e+00	9.49e+00	
		C&I	8.64e+00	3.88e+00	3.30e+00	
	Hospital Admissions(1 df)	SLAM	5.87e+01	2.64e+01	3.13e+01	
		C&I	2.46e-02	2.24e+00	2.15e-30	
Smoking Status (1 df)	SLAM	2.30e+01	1.00e+01	2.63e+00		
	C&I	4.25e-01	2.90e+00	3.09e-01		
Diarrhoea	Gender (1 df)	SLAM	5.15e+00	1.19e-01	7.10e+00	
		C&I	2.65e-02	8.22e-02	1.41e+00	

Chi Square (χ^2) statistics are shown in the results and broken down by ADR, the cohort with a degree of freedom*, three trusts (SLAM, Camden & Islington and Oxford) and further broken down into three months after starting the drug Clozapine.

Adjustment for multiple comparisons: **Bonferroni**.

The mean difference is significant at the **0.05 level** (95% confidence interval for difference). The results in **Red** shows statistically significant p values.

Chi Square Statistics (χ^2)

ADR	Cohort	Trust	Months			P Value
			One Month Later	Two Months Later	Three Months Later	
Diarrhoea	Gender (1 df)	Oxford	6.68e+00	2.42e+00	6.10e+00	
		SLAM	1.63e+00	3.71e+00	2.58e+00	
	Ethnicity (3 df)	C&I	3.58e+00	2.76e+00	2.24e+00	
		Oxford	2.95e+00	2.45e+00	2.76e+00	
		SLAM	1.96e+00	1.35e+00	5.70e+00	
	Agegroup (7 df)	C&I	1.86e+00	3.63e+00	6.82e+00	
		SLAM	3.72e+01	1.98e+01	2.30e+01	
	Hospital Admissions(1 df)	C&I	3.47e+00	2.34e+00	3.41e-01	
		SLAM	2.94e+00	1.03e+01	3.32e+00	
	Smoking Status (1 df)	C&I	3.40e+00	6.67e+00	4.42e-02	
SLAM		1.25e+01	4.17e+00	2.13e+00		
Dizziness	Gender (1 df)	C&I	2.84e+00	3.66e+00	8.14e-01	
		Oxford	4.91e+00	2.85e+00	2.50e+00	
		SLAM	3.80e+00	1.14e+01	1.83e+01	
	Ethnicity (3 df)	C&I	1.87e+00	3.47e+00	2.42e+00	
		Oxford	2.36e+00	3.18e+00	2.45e-01	
		SLAM	1.25e+01	5.22e+00	1.18e+01	
	Agegroup (7 df)	C&I	5.88e+00	1.18e+01	6.99e+00	
		SLAM	1.25e+02	5.70e+01	3.57e+01	
	Hospital Admissions(1 df)	C&I	2.08e+01	2.96e+01	1.65e+01	
		SLAM	3.46e+01	2.54e+01	2.93e+01	
Smoking Status (1 df)	C&I	1.70e+01	1.49e+01	8.96e+00		
	SLAM	1.36e+00	4.13e+00	5.26e-02		
Drymouth	Gender (1 df)	C&I	4.60e-01	4.75e-01	2.47e+00	
		Oxford	3.32e-01	3.32e-30	2.37e+00	
		SLAM	1.19e+01	4.01e+00	7.17e-01	
	Ethnicity (3 df)	C&I	1.92e+00	1.73e+00	9.71e-01	
		Oxford	2.50e+00	1.01e+00	1.79e+00	
		SLAM	8.32e+00	1.33e+01	9.32e+00	
	Agegroup (7 df)	C&I	3.24e+00	7.54e+00	1.78e+00	
		SLAM	2.14e+01	1.74e+01	7.12e+00	
	Hospital Admissions(1 df)	C&I	2.68e+00	5.93e-01	2.92e-01	
		SLAM	6.51e+00	6.78e+00	1.56e+01	
Smoking Status (1 df)	C&I	2.35e+00	1.20e+00	3.21e-28		
	SLAM	4.28e-03	1.32e+00	4.83e-01		
Dyspepsia	Gender (1 df)	C&I	1.61e+00	2.70e-01	2.13e+00	
		Oxford	3.13e+00	1.36e+00	1.13e+00	
		SLAM	3.73e+00	3.57e+00	2.16e+00	
	Ethnicity (3 df)	C&I	4.82e+00	4.88e+00	5.47e+00	
		Oxford	2.08e+00	3.01e+00	1.05e+00	
		SLAM	8.18e+00	2.14e+00	4.56e+00	
	Agegroup (7 df)	C&I	5.06e+00	1.11e+01	5.64e+00	
		SLAM	3.17e+01	5.53e+00	2.44e+01	
	Hospital Admissions(1 df)	C&I	4.10e+00	8.92e-01	9.80e+00	
		SLAM	2.20e+01	1.32e+01	1.51e+01	
Smoking Status (1 df)	C&I	6.50e+00	1.05e+00	3.94e+00		
	SLAM	8.45e+00	1.19e+01	2.28e+00		
Enuresis	Gender (1 df)	C&I	8.94e-01	1.39e+00	1.50e-28	
		Oxford	2.43e-01	2.96e+00	5.18e+00	

Chi Square (χ^2) statistics are shown in the results and broken down by ADR, the cohort with a degree of freedom*, three trusts (SLAM, Camden & Islington and Oxford) and further broken down into three months after starting the drug Clozapine.

Adjustment for multiple comparisons: **Bonferroni**.

The mean difference is significant at the **0.05 level** (95% confidence interval for difference). The results in **Red** shows statistically significant p values.

Chi Square Statistics (χ^2)

ADR	Cohort	Trust	Months			P Value	
			One Month Later	Two Months Later	Three Months Later		
Enuresis	Ethnicity (3 df)	SLAM	4.10e+00	3.10e+00	1.15e+00		
		C&I	6.34e+00	1.59e+00	2.01e+00		
		Oxford	6.83e-01	8.87e-01	4.54e+00		
	Agegroup (7 df)	SLAM	9.63e+00	3.61e+00	1.04e+01		
		C&I	8.15e+00	1.50e+01	1.29e+01		
	Hospital Admissions(1 df)	SLAM	4.71e+01	2.63e+01	1.82e+01		
		C&I	4.10e+00	5.99e-01	3.86e+00		
	Smoking Status (1 df)	SLAM	2.53e+01	8.64e+00	5.87e+00		
		C&I	2.76e+00	3.47e-29	4.05e-05		
	Fatigue	Gender (1 df)	SLAM	1.58e+01	1.30e+01	6.66e+00	
C&I			1.79e+00	1.70e-01	1.12e+00		
Oxford			4.58e+00	3.04e+00	7.76e-02		
Ethnicity (3 df)		SLAM	8.55e+00	4.80e+00	5.40e+00		
		C&I	4.42e+00	7.38e-01	6.18e+00		
		Oxford	1.89e+00	6.25e+00	8.28e-01		
Agegroup (7 df)		SLAM	5.51e+01	5.32e+01	4.80e+01		
		C&I	1.12e+01	4.34e+00	7.32e+00		
Hospital Admissions(1 df)		SLAM	3.23e+02	2.99e+02	2.47e+02		
		C&I	2.97e+01	3.37e+01	2.09e+01		
Smoking Status (1 df)		SLAM	1.84e+02	1.41e+02	1.48e+02		
		C&I	4.69e+01	4.66e+01	4.30e+01		
Feelingsick		Gender (1 df)	SLAM	2.48e+01	1.88e+01	1.30e+01	
			C&I	8.95e-02	1.02e+00	2.02e-03	
	Oxford		6.77e-01	7.63e-01	3.43e+00		
	Ethnicity (3 df)	SLAM	2.25e+00	2.23e+00	4.33e+00		
		C&I	2.07e+00	5.50e+00	2.64e+00		
		Oxford	7.57e-01	5.64e+00	2.08e+00		
	Agegroup (7 df)	SLAM	3.65e+01	3.46e+01	2.17e+01		
		C&I	4.72e+00	8.55e+00	1.04e+01		
	Hospital Admissions(1 df)	SLAM	9.59e+01	6.85e+01	4.86e+01		
		C&I	1.55e+01	1.89e+00	2.20e+00		
	Smoking Status (1 df)	SLAM	3.18e+01	3.10e+01	1.93e+01		
		C&I	1.53e+01	9.13e+00	1.08e+01		
	Fever	Gender (1 df)	SLAM	8.09e+00	4.06e+00	7.88e-02	
			C&I	9.09e-31	2.75e+00	2.48e-31	
Oxford			1.06e-28	1.09e+00	8.99e-02		
Ethnicity (3 df)		SLAM	2.17e+00	1.86e+00	1.67e+00		
		C&I	3.91e+00	2.12e-01	3.90e+00		
		Oxford	1.10e+00	6.84e-01	1.79e+00		
Agegroup (7 df)		SLAM	2.82e+00	5.06e+00	7.89e+00		
		C&I	9.85e+00	6.19e+00	1.55e+01		
Hospital Admissions(1 df)		SLAM	4.69e+01	1.21e+01	2.63e+01		
		C&I	2.07e+01	8.92e-01	2.67e-28		
Smoking Status (1 df)		SLAM	1.80e+01	1.69e+01	1.32e+01		
		C&I	5.43e+00	4.47e+00	7.46e-02		
Headache		Gender (1 df)	SLAM	1.20e+01	2.16e+00	1.91e+00	
			C&I	5.32e-01	4.48e-02	3.60e-04	
	Oxford		5.15e-03	9.01e-02	2.52e-02		
	Ethnicity (3 df)	SLAM	2.77e+00	2.12e+00	2.82e+00		

Chi Square (χ^2) statistics are shown in the results and broken down by ADR, the cohort with a degree of freedom*, three trusts (SLAM, Camden & Islington and Oxford) and further broken down into three months after starting the drug Clozapine.

Adjustment for multiple comparisons: **Bonferroni**.

The mean difference is significant at the **0.05 level** (95% confidence interval for difference). The results in **Red** shows statistically significant p values.

Chi Square Statistics (χ^2)

ADR	Cohort	Trust	Months			P Value	
			One Month Later	Two Months Later	Three Months Later		
Headache	Ethnicity (3 df)	C&I	1.44e+00	4.46e+00	2.36e+00		
		Oxford	3.99e+00	1.66e+00	6.78e+00		
	Agegroup (7 df)	SLAM	1.50e+01	6.23e+00	1.74e+01		
		C&I	3.79e+00	1.06e+01	1.62e+01		
	Hospital Admissions(1 df)	SLAM	8.18e+01	2.30e+01	3.28e+01		
		C&I	1.04e+01	3.21e+00	4.43e+00		
	Smoking Status (1 df)	SLAM	4.81e+01	2.91e+01	4.09e+01		
C&I		9.46e+00	3.76e+00	4.07e+00			
Hyperprolactinaemia	Gender (1 df)	SLAM	1.87e+01	9.67e+00	1.54e+00		
		C&I	3.41e+00	5.17e+00	2.33e+00		
		Oxford	1.30e+00	1.61e+00	1.86e+00		
	Ethnicity (3 df)	SLAM	2.55e+00	1.81e+00	1.62e+00		
		C&I	9.13e+00	8.72e-01	1.24e+00		
		Oxford	1.44e+00	9.54e-01	7.01e+00		
	Agegroup (7 df)	SLAM	2.01e+01	2.51e+01	2.99e+01		
		C&I	9.53e+00	2.26e+00	2.95e+00		
	Hospital Admissions(1 df)	SLAM	4.48e+01	2.85e+01	1.89e+01		
		C&I	9.72e+00	1.91e-01	9.74e-31		
	Smoking Status (1 df)	SLAM	1.07e+00	4.29e-01	1.73e+00		
		C&I	5.02e+00	5.97e-01	4.01e-01		
	Hypersalivation	Gender (1 df)	SLAM	2.25e+00	1.08e+00	7.53e-01	
			C&I	2.20e-02	8.56e-01	8.93e-01	
Oxford			2.61e+00	1.10e-01	1.90e+00		
Ethnicity (3 df)		SLAM	2.14e+00	2.89e+00	1.76e+00		
		C&I	3.88e+00	2.31e+00	3.88e+00		
		Oxford	1.45e+00	1.17e+00	1.68e+00		
Agegroup (7 df)		SLAM	1.44e+01	2.48e+00	2.05e+01		
		C&I	7.09e+00	9.81e+00	5.35e+00		
Hospital Admissions(1 df)		SLAM	5.96e+01	7.55e+01	4.34e+01		
		C&I	1.39e-01	3.56e+00	4.83e-01		
Smoking Status (1 df)		SLAM	1.27e+01	1.08e+01	1.14e+01		
		C&I	1.69e+00	2.40e+00	5.23e+00		
Hypertension		Gender (1 df)	SLAM	1.61e+00	5.66e-01	2.52e-03	
	C&I		1.06e-01	1.59e-01	7.26e-29		
	Oxford		2.62e-01	2.76e-01	1.37e-02		
	Ethnicity (3 df)	SLAM	1.80e+00	2.87e+00	3.69e+00		
		C&I	2.75e+00	2.42e+00	3.20e+00		
		Oxford	1.91e+01	2.67e+00	4.17e+00		
	Agegroup (7 df)	SLAM	1.31e+01	2.43e+01	7.58e+00		
		C&I	1.98e+01	5.27e+00	3.35e+00		
	Hospital Admissions(1 df)	SLAM	2.21e+01	2.32e+01	1.84e+01		
		C&I	6.75e+00	2.58e+00	8.92e-01		
	Smoking Status (1 df)	SLAM	1.18e+01	1.24e+01	1.67e+01		
		C&I	3.93e-01	4.07e+00	2.28e-01		
Hypotension	Gender (1 df)	SLAM	8.84e+00	8.51e-02	1.17e-02		
		C&I	2.33e+00	2.03e-01	1.53e+00		
		Oxford	3.77e+00	3.13e+00	3.74e+00		
	Ethnicity (3 df)	SLAM	1.09e+01	8.11e+00	1.71e+00		
		C&I	6.57e+00	2.89e+00	4.23e+00		

Chi Square (χ^2) statistics are shown in the results and broken down by ADR, the cohort with a degree of freedom*, three trusts (SLAM, Camden & Islington and Oxford) and further broken down into three months after starting the drug Clozapine.

Adjustment for multiple comparisons: **Bonferroni**.

The mean difference is significant at the **0.05 level** (95% confidence interval for difference). The results in **Red** shows statistically significant p values.

Chi Square Statistics (χ^2)

ADR	Cohort	Trust	Months			P Value	
			One Month Later	Two Months Later	Three Months Later		
Hypotension	Ethnicity (3 df)	Oxford	4.68e+00	2.23e+00	2.10e+00		
		SLAM	1.94e+01	1.98e+01	3.35e+01		
	Agegroup (7 df)	C&I	7.03e+00	7.87e+00	2.27e+01		
		SLAM	5.90e+01	2.01e+01	8.74e+00		
	Hospital Admissions(1 df)	C&I	1.90e+00	7.24e+00	2.33e-30		
		SLAM	6.60e+00	6.35e+00	2.30e+00		
Smoking Status (1 df)	C&I	6.26e-01	8.52e-03	5.19e-01			
	SLAM	9.31e-01	1.09e+00	1.93e+00			
Insomnia	Gender (1 df)	C&I	1.29e+00	5.96e-01	1.45e+00		
		Oxford	7.50e+00	1.07e+00	4.84e-01		
		SLAM	2.73e+00	2.72e+00	1.55e+00		
	Ethnicity (3 df)	C&I	5.79e-01	6.41e-01	2.72e-01		
		Oxford	1.29e+00	2.43e+00	3.34e+00		
		SLAM	1.04e+01	8.15e+00	1.60e+01		
	Agegroup (7 df)	C&I	4.93e+00	1.11e+01	4.23e+00		
		SLAM	6.74e+01	2.18e+01	5.75e+00		
	Hospital Admissions(1 df)	C&I	2.41e+01	4.46e+00	1.04e-01		
		SLAM	3.73e+01	1.58e+01	9.61e+00		
	Smoking Status (1 df)	C&I	1.24e+01	4.40e+00	4.92e+00		
		SLAM	5.84e+00	2.89e+00	9.62e+00		
Nausea	Gender (1 df)	C&I	7.29e-01	1.11e+00	1.11e+00		
		Oxford	3.23e+00	3.20e-01	6.76e-01		
		SLAM	5.14e+00	6.18e+00	7.44e-01		
	Ethnicity (3 df)	C&I	7.45e-01	3.40e+00	1.87e+00		
		Oxford	3.67e+00	5.20e+00	1.18e+00		
		SLAM	4.89e+00	8.34e+00	1.17e+01		
	Agegroup (7 df)	C&I	3.86e-01	6.30e+00	2.45e+00		
		SLAM	2.49e+01	1.52e+01	5.65e+00		
	Hospital Admissions(1 df)	C&I	6.78e+00	6.60e-01	1.02e-01		
		SLAM	8.45e+00	2.45e+00	5.50e+00		
	Smoking Status (1 df)	C&I	2.55e+00	1.60e+00	1.95e-29		
		SLAM	1.92e+00	6.85e-01	1.00e-01		
Neutropenia	Gender (1 df)	C&I	7.35e-01	2.48e-31	7.37e-02		
		SLAM	2.07e+00	2.86e+00	2.37e+00		
		C&I	7.52e+00	1.04e+01	3.47e+00		
	Agegroup (7 df)	SLAM	2.27e+01	8.12e+00	5.55e+00		
		C&I	2.46e+00	2.17e+00	2.61e+00		
	Hospital Admissions(1 df)	SLAM	2.69e+01	7.78e+00	1.37e+01		
		C&I	3.14e-01	3.32e-01	2.15e-30		
	Smoking Status (1 df)	SLAM	5.63e+00	7.44e+00	6.43e+00		
		C&I	1.46e+00	7.46e-02	3.76e-28		
	Rash	Gender (1 df)	SLAM	1.77e+00	1.40e+00	1.85e+00	
			C&I	2.83e-01	1.00e-01	8.94e-31	
			Oxford	1.13e+00	8.44e-01	8.72e-01	
Ethnicity (3 df)		SLAM	1.26e+01	1.65e+00	4.36e-01		
		C&I	2.07e+00	5.93e+00	5.56e+00		
		Oxford	1.42e+00	2.36e+00	2.92e+00		
Agegroup (7 df)		SLAM	2.41e+00	1.80e+00	2.72e+00		
		C&I	5.09e+00	1.74e+00	6.79e+00		

Chi Square (χ^2) statistics are shown in the results and broken down by ADR, the cohort with a degree of freedom*, three trusts (SLAM, Camden & Islington and Oxford) and further broken down into three months after starting the drug Clozapine.

Adjustment for multiple comparisons: **Bonferroni**.

The mean difference is significant at the **0.05 level** (95% confidence interval for difference). The results in **Red** shows statistically significant p values.

Chi Square Statistics (χ^2)

ADR	Cohort	Trust	Months			P Value
			One Month Later	Two Months Later	Three Months Later	
Rash	Hospital Admissions(1 df)	SLAM	2.33e+01	2.56e+01	3.69e+01	<0.05
		C&I	1.85e+00	9.16e-01	1.99e-03	
	Smoking Status (1 df)	SLAM	5.10e+00	1.14e+01	1.03e+01	>0.05
		C&I	4.92e+00	4.78e+00	1.20e+00	
Sedation	Gender (1 df)	SLAM	4.73e+00	4.86e+00	7.36e+00	>0.05
		C&I	1.30e+00	6.86e-02	1.23e+00	
		Oxford	6.74e-02	0.00e+00	4.26e-01	
	Ethnicity (3 df)	SLAM	7.22e+00	6.71e+00	4.07e+00	>0.05
		C&I	5.31e+00	2.72e+00	2.13e+00	
		Oxford	2.23e+00	6.06e+00	2.41e+00	
	Agegroup (7 df)	SLAM	4.02e+01	5.62e+01	3.95e+01	<0.05
		C&I	7.92e+00	6.59e+00	1.53e+01	
	Hospital Admissions(1 df)	SLAM	3.69e+02	2.35e+02	2.24e+02	<0.05
		C&I	4.49e+01	3.31e+01	5.81e+00	
		Oxford	1.76e+02	1.28e+02	1.09e+02	
	Smoking Status (1 df)	SLAM	1.76e+02	1.28e+02	1.09e+02	<0.05
C&I		2.25e+01	2.87e+01	2.31e+01		
Shaking	Gender (1 df)	SLAM	7.06e-01	1.11e-01	6.44e-01	>0.05
		C&I	9.31e-31	0.00e+00	4.83e-01	
		Oxford	1.51e-01	1.35e-29	4.98e+00	
	Ethnicity (3 df)	SLAM	6.41e+00	7.27e+00	8.68e+00	>0.05
		C&I	4.35e+00	2.70e+00	6.57e+00	
		Oxford	2.44e+00	3.07e+00	3.82e+00	
	Agegroup (7 df)	SLAM	2.87e+01	1.71e+01	3.25e+01	<0.05
		C&I	1.70e+01	6.91e+00	2.61e+01	
	Hospital Admissions(1 df)	SLAM	7.64e+01	4.60e+01	3.35e+01	<0.05
		C&I	6.75e-02	3.10e-01	4.19e+00	
		Oxford	2.50e+01	1.92e+01	2.81e+01	
	Smoking Status (1 df)	SLAM	2.50e+01	1.92e+01	2.81e+01	<0.05
C&I		2.98e+00	1.17e+00	2.92e+00		
Stomachpain	Gender (1 df)	SLAM	1.42e+01	3.27e+00	1.82e+01	>0.05
		C&I	5.96e-01	2.00e+00	4.75e-01	
		Oxford	1.37e-02	1.53e-30	6.20e-01	
	Ethnicity (3 df)	SLAM	1.86e+00	1.98e+00	4.44e-01	>0.05
		C&I	6.94e+00	5.61e+00	3.55e+00	
		Oxford	2.32e+00	1.04e+00	1.04e+00	
	Agegroup (7 df)	SLAM	5.32e+00	4.87e+00	6.92e+00	>0.05
		C&I	2.40e+00	9.41e+00	4.61e+00	
	Hospital Admissions(1 df)	SLAM	3.64e+01	2.36e+01	1.45e+01	<0.05
		C&I	4.46e+00	4.19e+00	1.99e-03	
		Oxford	2.91e+01	1.53e+01	6.77e+00	
	Smoking Status (1 df)	SLAM	2.91e+01	1.53e+01	6.77e+00	<0.05
C&I		6.67e+00	2.92e+00	2.90e+00		
Sweating	Gender (1 df)	SLAM	2.89e-03	3.76e+00	1.67e-01	>0.05
		C&I	1.49e+00	2.74e-01	9.02e-01	
		Oxford	1.13e-02	1.62e-02	6.10e-01	
	Ethnicity (3 df)	SLAM	6.44e+00	2.71e+00	7.17e-01	>0.05
		C&I	3.66e+00	1.03e+00	1.01e+00	
		Oxford	1.50e+00	4.53e+00	3.57e+00	
	Agegroup (7 df)	SLAM	8.64e+00	5.83e+00	5.06e+00	>0.05
		C&I	5.97e+00	5.04e+00	3.74e+00	
	Hospital	SLAM	3.40e+01	8.37e+00	1.33e+01	<0.05
		C&I	3.40e+01	8.37e+00	1.33e+01	

Chi Square (χ^2) statistics are shown in the results and broken down by ADR, the cohort with a degree of freedom*, three trusts (SLAM, Camden & Islington and Oxford) and further broken down into three months after starting the drug Clozapine.

Adjustment for multiple comparisons: **Bonferroni**.

The mean difference is significant at the **0.05 level** (95% confidence interval for difference). The results in **Red** shows statistically significant p values.

Chi Square Statistics (χ^2)

ADR	Cohort	Trust	Months			P Value	
			One Month Later	Two Months Later	Three Months Later		
Sweating	Admissions(1 df)	C&I	4.19e+00	2.24e+00	2.94e+00		
	Smoking Status (1 df)	SLAM	1.32e+01	1.71e+01	1.91e+01		
		C&I	2.92e+00	1.20e+00	8.38e-01		
Tachycardia	Gender (1 df)	SLAM	1.88e+00	3.93e-02	5.66e-01		
		C&I	5.16e-29	6.12e-29	5.54e-02		
		Oxford	1.45e-30	4.93e-31	2.52e-02		
	Ethnicity (3 df)	SLAM	3.11e+00	3.99e+00	5.13e+00		
		C&I	1.08e+01	6.00e-01	6.43e+00		
		Oxford	2.11e+00	6.45e+00	5.28e+00		
	Agegroup (7 df)	SLAM	4.57e+01	4.79e+01	5.67e+01		
		C&I	1.24e+01	3.86e+00	7.55e+00		
	Hospital Admissions(1 df)	SLAM	1.58e+02	1.20e+02	6.84e+01		
		C&I	2.07e+01	1.15e+01	3.56e+00		
	Smoking Status (1 df)	SLAM	4.79e+01	4.20e+01	2.39e+01		
		C&I	1.13e+01	2.88e+00	3.59e+00		
Tremor	Gender (1 df)	SLAM	2.33e-01	2.79e-02	2.12e-04		
		C&I	0.00e+00	0.00e+00	2.74e-01		
	Ethnicity (3 df)	SLAM	6.68e+00	1.07e+00	3.55e+00		
		C&I	3.78e+00	2.00e+00	1.05e+00		
	Agegroup (7 df)	SLAM	1.17e+01	1.18e+01	7.78e+00		
		C&I	6.00e+00	2.97e+00	6.81e+00		
	Hospital Admissions(1 df)	SLAM	3.48e+01	2.90e+01	2.78e+01		
		C&I	7.39e+00	9.16e-01	2.24e+00		
	Smoking Status (1 df)	SLAM	4.73e+00	5.47e+00	9.27e+00		
		C&I	1.17e+00	7.85e-02	5.35e+00		
	Vomiting	Gender (1 df)	SLAM	2.72e-01	4.06e+00	1.83e+00	
			C&I	3.65e-31	8.73e-01	1.62e+00	
Oxford			3.78e-02	2.11e+00	2.43e-29		
Ethnicity (3 df)		SLAM	2.56e+00	2.08e+00	1.28e+00		
		C&I	3.97e+00	4.11e+00	5.11e+00		
		Oxford	6.77e-01	4.90e-01	3.67e+00		
Agegroup (7 df)		SLAM	1.83e+01	1.59e+01	2.28e+01		
		C&I	6.31e+00	8.01e+00	5.81e+00		
Hospital Admissions(1 df)		SLAM	2.13e+01	3.82e+01	3.49e+01		
		C&I	3.98e+00	1.52e-01	3.69e-01		
Smoking Status (1 df)		SLAM	1.59e+01	2.07e+01	9.08e+00		
		C&I	1.02e+01	3.36e+00	2.55e+00		
Weightgain	Gender (1 df)	SLAM	9.08e+00	1.13e+01	4.76e+00		
		C&I	2.24e+00	4.57e+00	6.80e-03		
		Oxford	3.82e-01	1.15e+00	1.51e-01		
	Ethnicity (3 df)	SLAM	5.03e+00	2.80e+00	2.14e+00		
		C&I	1.18e+00	1.49e-01	2.64e+00		
		Oxford	2.53e+00	3.96e+00	4.36e+00		
	Agegroup (7 df)	SLAM	5.71e+01	4.43e+01	3.87e+01		
		C&I	1.96e+00	1.44e+01	6.11e+00		
	Hospital Admissions(1 df)	SLAM	7.46e+01	7.03e+01	7.98e+01		
		C&I	2.75e+00	6.26e-05	3.62e+00		
	Smoking Status (1 df)	SLAM	2.49e+01	3.71e+01	1.99e+01		
		C&I	3.82e+00	7.57e+00	8.57e+00		

Chi Square (χ^2) statistics are shown in the results and broken down by ADR, the cohort with a degree of freedom*, three trusts (SLAM, Camden & Islington and Oxford) and further broken down into three months after starting the drug Clozapine.

Adjustment for multiple comparisons: **Bonferroni**.

The mean difference is significant at the **0.05 level** (95% confidence interval for difference). The results in **Red** shows statistically significant p values.

Supplementary Table S.3

Combine Analysis

ADR	Cohort	Months			P value
		One Month Later	Two Months Later	Three Months Later	
Abdominalpain	Gender	1.79e-29	2.45e-29	4.09e+00	
	Ethnicity	2.26e+00	5.76e+00	2.40e-01	
	Agegroup	1.60e+01	5.64e+00	6.85e+00	
	Hospital Admission	7.90e+01	3.10e+01	2.57e+01	
	Smoking Status	2.52e+01	2.29e+01	2.90e+01	
Agitation	Gender	1.14e+00	7.73e-01	9.86e-02	
	Ethnicity	1.44e+01	7.62e+00	6.53e+00	
	Agegroup	5.96e+01	3.63e+01	7.00e+01	
	Hospital Admission	5.58e+02	3.37e+02	2.35e+02	
	Smoking Status	3.49e+02	2.04e+02	2.10e+02	
Akathisia	Gender	9.11e-03	1.28e+00	6.46e-28	
	Ethnicity	3.80e+00	1.63e+00	1.53e+00	
	Agegroup	1.33e+01	1.14e+01	1.82e+00	
	Hospital Admission	2.01e+01	2.27e+01	7.08e+00	
	Smoking Status	6.34e+00	8.24e-01	6.83e+00	
Backache	Gender	2.03e+01	5.47e+00	4.79e+00	
	Ethnicity	8.09e-01	2.01e-01	7.57e-01	
	Agegroup	1.88e+01	7.07e+00	4.71e+00	
	Hospital Admission	5.48e+01	4.47e+01	1.27e+01	
	Smoking Status	2.35e+01	1.98e+01	8.47e+00	
Blurredvision	Gender	5.78e+00	1.55e-31	3.90e-01	
	Ethnicity	1.93e+00	1.00e+00	3.22e+00	
	Agegroup	5.85e+00	8.72e+00	9.92e+00	
	Hospital Admission	1.40e+01	1.37e+01	8.08e-01	
	Smoking Status	6.59e-01	4.46e+00	3.94e+00	
Confusion	Gender	1.14e+00	6.30e-02	5.81e-01	
	Ethnicity	8.71e+00	3.87e+00	4.01e+00	
	Agegroup	1.19e+01	2.23e+01	6.62e+00	
	Hospital Admission	1.35e+02	8.41e+01	3.66e+01	
	Smoking Status	7.72e+01	2.94e+01	4.68e+01	
Constipation	Gender	1.33e+01	1.97e+01	1.25e+01	
	Ethnicity	8.47e+00	2.99e+00	2.18e+00	
	Agegroup	1.81e+01	1.38e+01	8.47e+00	
	Hospital Admission	6.69e+01	7.36e+01	2.51e+01	
	Smoking Status	1.71e+01	2.92e+01	1.27e+01	
Convulsion	Gender	3.72e-03	1.50e-03	2.90e-01	
	Ethnicity	1.90e+01	4.94e-01	2.62e+00	
	Agegroup	1.62e+01	7.99e+00	1.09e+01	
	Hospital Admission	6.68e+01	3.61e+01	3.69e+01	
	Smoking Status	2.16e+01	1.25e+01	2.82e+00	
Diarrhoea	Gender	1.00e+01	1.63e+00	1.53e+01	
	Ethnicity	2.20e+00	2.03e+00	4.86e+00	
	Agegroup	1.60e+00	1.54e+00	4.51e+00	
	Hospital Admission	4.56e+01	2.27e+01	1.35e+01	
	Smoking Status	5.50e+00	1.72e+01	1.82e+00	
Dizziness	Gender	2.11e+01	1.10e+01	5.35e+00	
	Ethnicity	4.96e-01	6.24e+00	5.63e+00	

Chi Square (χ^2) statistics are shown in the results and broken down into ADR, cohort and further broken down into three months after starting the drug Clozapine.

Adjustment for multiple comparisons: **Bonferroni**.

The mean difference is significant at the **0.05 level** (95% confidence interval for difference). The results in **Red** shows statistically significant p values.

Combine Analysis

ADR	Cohort	Months			P value
		One Month Later	Two Months Later	Three Months Later	
Dizziness	Agegroup	1.63e+01	9.25e+00	1.35e+01	
	Hospital Admission	1.37e+02	8.03e+01	5.37e+01	
	Smoking Status	5.23e+01	4.04e+01	3.82e+01	
Drymouth	Gender	4.68e-02	4.21e+00	2.52e+00	
	Ethnicity	5.92e+00	1.80e+00	2.13e-01	
	Agegroup	1.15e+01	1.49e+01	1.13e+01	
	Hospital Admission	2.57e+01	2.15e+01	1.08e+01	
	Smoking Status	9.23e+00	8.20e+00	1.28e+01	
Dyspepsia	Gender	3.42e-02	1.47e+00	1.89e-01	
	Ethnicity	9.22e-01	3.23e+00	2.81e+00	
	Agegroup	1.04e+01	6.93e+00	8.02e+00	
	Hospital Admission	3.49e+01	7.45e+00	3.68e+01	
	Smoking Status	2.97e+01	1.44e+01	1.95e+01	
Enuresis	Gender	9.51e+00	1.72e+01	6.12e+00	
	Ethnicity	2.72e+00	1.32e+00	4.69e-01	
	Agegroup	9.98e+00	4.88e+00	1.28e+01	
	Hospital Admission	5.03e+01	3.41e+01	2.78e+01	
	Smoking Status	2.82e+01	6.90e+00	5.34e+00	
Fatigue	Gender	2.21e+01	1.13e+01	7.24e+00	
	Ethnicity	7.31e+00	7.29e+00	5.71e+00	
	Agegroup	6.58e+01	6.03e+01	5.82e+01	
	Hospital Admission	3.42e+02	3.41e+02	2.67e+02	
	Smoking Status	2.30e+02	1.84e+02	1.89e+02	
Feelingsick	Gender	2.06e+01	1.92e+01	1.31e+01	
	Ethnicity	2.48e+00	3.45e+00	3.90e+00	
	Agegroup	4.37e+01	4.54e+01	2.98e+01	
	Hospital Admission	1.20e+02	7.68e+01	5.15e+01	
	Smoking Status	4.53e+01	3.91e+01	2.94e+01	
Fever	Gender	5.80e+00	8.37e+00	2.26e-01	
	Ethnicity	7.03e+00	3.29e+00	4.87e+00	
	Agegroup	3.78e+00	4.39e+00	1.46e+01	
	Hospital Admission	7.18e+01	1.63e+01	3.10e+01	
	Smoking Status	2.31e+01	2.15e+01	1.27e+01	
Headache	Gender	5.39e+00	6.03e-01	1.67e+00	
	Ethnicity	4.82e+00	1.05e+00	3.53e+00	
	Agegroup	2.08e+01	1.23e+01	2.49e+01	
	Hospital Admission	9.89e+01	2.91e+01	4.02e+01	
	Smoking Status	5.70e+01	3.26e+01	4.45e+01	
Hyperprolactinaemia	Gender	2.35e+01	1.73e+01	5.82e+00	
	Ethnicity	5.77e+00	3.05e+00	1.50e+00	
	Agegroup	2.63e+01	2.79e+01	2.85e+01	
	Hospital Admission	5.45e+01	2.82e+01	1.63e+01	
	Smoking Status	4.15e+00	9.76e-01	5.55e-01	
Hypersalivation	Gender	3.51e-01	3.44e-01	2.84e+00	
	Ethnicity	2.20e-01	1.72e+00	4.98e+00	
	Agegroup	1.45e+01	8.77e+00	2.60e+01	
	Hospital Admission	5.05e+01	9.24e+01	4.73e+01	

Chi Square (χ^2) statistics are shown in the results and broken down into ADR, cohort and further broken down into three months after starting the drug Clozapine.

Adjustment for multiple comparisons: **Bonferroni**.

The mean difference is significant at the **0.05 level** (95% confidence interval for difference). The results in

Red shows statistically significant p values.

Combine Analysis

ADR	Cohort	Months			P value
		One Month Later	Two Months Later	Three Months Later	
Hypersalivation	Smoking Status	1.45e+01	1.23e+01	1.58e+01	
Hypertension	Gender	1.02e+00	4.02e-01	2.27e-04	
	Ethnicity	7.91e+00	5.94e+00	9.29e+00	
	Agegroup	1.91e+01	1.41e+01	4.28e+00	
	Hospital Admission	3.18e+01	2.80e+01	2.33e+01	
	Smoking Status	1.14e+01	1.68e+01	1.58e+01	
Hypotension	Gender	1.60e+01	2.07e+00	2.81e+00	
	Ethnicity	5.36e+00	3.78e+00	1.90e+00	
	Agegroup	2.29e+01	1.91e+01	4.06e+01	
	Hospital Admission	6.33e+01	2.91e+01	8.56e+00	
	Smoking Status	7.28e+00	5.74e+00	3.13e+00	
Insomnia	Gender	1.84e+00	2.86e+00	8.83e-04	
	Ethnicity	1.46e+00	4.60e-01	1.21e-01	
	Agegroup	1.25e+01	7.69e+00	1.22e+01	
	Hospital Admission	9.24e+01	3.24e+01	5.38e+00	
	Smoking Status	4.99e+01	1.97e+01	1.52e+01	
Nausea	Gender	1.02e+01	4.89e+00	1.23e+01	
	Ethnicity	4.02e+00	7.55e+00	5.21e-01	
	Agegroup	5.36e+00	1.08e+01	9.62e+00	
	Hospital Admission	3.46e+01	1.86e+01	3.65e+00	
	Smoking Status	1.12e+01	3.91e+00	4.38e+00	
Rash	Gender	1.52e+00	2.87e+00	2.19e+00	
	Ethnicity	6.22e+00	1.88e+00	1.13e+00	
	Agegroup	4.07e+00	3.07e+00	2.73e+00	
	Hospital Admission	2.29e+01	2.92e+01	3.20e+01	
	Smoking Status	1.03e+01	1.64e+01	1.21e+01	
Sedation	Gender	1.69e+00	3.65e+00	3.76e+00	
	Ethnicity	1.45e+01	1.73e+01	1.02e+01	
	Agegroup	5.43e+01	7.30e+01	6.45e+01	
	Hospital Admission	4.16e+02	2.85e+02	2.33e+02	
	Smoking Status	1.91e+02	1.52e+02	1.29e+02	
Shaking	Gender	6.72e-01	9.07e-02	6.45e-30	
	Ethnicity	3.09e+00	3.73e+00	4.84e+00	
	Agegroup	4.40e+01	2.42e+01	4.78e+01	
	Hospital Admission	7.70e+01	4.64e+01	4.40e+01	
	Smoking Status	2.73e+01	1.98e+01	3.08e+01	
Stomachpain	Gender	1.21e+01	5.66e+00	1.98e+01	
	Ethnicity	5.74e+00	6.15e+00	4.29e+00	
	Agegroup	4.94e+00	8.06e+00	8.00e+00	
	Hospital Admission	4.53e+01	3.00e+01	1.61e+01	
	Smoking Status	3.62e+01	1.89e+01	9.70e+00	
Sweating	Gender	2.49e-01	3.64e+00	9.75e-02	
	Ethnicity	7.29e+00	3.87e+00	1.26e+00	
	Agegroup	1.07e+01	9.05e+00	5.97e+00	
	Hospital Admission	4.31e+01	1.42e+01	1.89e+01	
	Smoking Status	1.64e+01	1.81e+01	1.97e+01	
Tachycardia	Gender	1.27e+00	5.82e-02	4.77e-01	

Chi Square (χ^2) statistics are shown in the results and broken down into ADR, cohort and further broken down into three months after starting the drug Clozapine.

Adjustment for multiple comparisons: **Bonferroni**.

The mean difference is significant at the **0.05 level** (95% confidence interval for difference). The results in

Red shows statistically significant p values.

Combine Analysis

ADR	Cohort	Months			P value
		One Month Later	Two Months Later	Three Months Later	
Tachycardia	Ethnicity	9.86e+00	6.45e+00	1.34e+01	
	Agegroup	6.00e+01	6.15e+01	6.99e+01	
	Hospital Admission	1.89e+02	1.43e+02	7.73e+01	
	Smoking Status	5.83e+01	4.26e+01	2.71e+01	
Tremor	Gender	1.84e-01	1.88e-02	1.32e-01	
	Ethnicity	6.38e+00	5.42e+00	6.67e+00	
	Agegroup	1.51e+01	9.52e+00	1.19e+01	
	Hospital Admission	4.64e+01	3.43e+01	3.43e+01	
	Smoking Status	6.03e+00	5.33e+00	1.42e+01	
Vomiting	Gender	7.20e-02	7.54e+00	3.11e+00	
	Ethnicity	4.73e+00	3.34e+00	4.62e-01	
	Agegroup	2.41e+01	2.40e+01	2.53e+01	
	Hospital Admission	2.86e+01	3.86e+01	3.27e+01	
	Smoking Status	2.49e+01	2.41e+01	1.22e+01	
Weightgain	Gender	1.17e+01	1.67e+01	3.55e+00	
	Ethnicity	3.75e+00	4.75e+00	5.07e+00	
	Agegroup	5.43e+01	6.11e+01	5.27e+01	
	Hospital Admission	8.05e+01	6.91e+01	9.23e+01	
	Smoking Status	2.81e+01	4.37e+01	2.71e+01	

Chi Square (χ^2) statistics are shown in the results and broken down into ADR, cohort and further broken down into three months after starting the drug Clozapine.

Adjustment for multiple comparisons: **Bonferroni**.

The mean difference is significant at the **0.05 level** (95% confidence interval for difference). The results in **Red** shows statistically significant p values.