

PoWER-BERT: Accelerating BERT inference for Classification Tasks

Saurabh Goyal, Anamitra Roy Choudhary, Venkatesan Chakaravarthy, Saurabh Manish Raje, Yogish Sabharwal, and Ashish Verma

IBM Research

{*saurago1, anamchou, vechakra, saraje01, ysabharwal*}@in.ibm.com
ashish.verma1@ibm.com

Abstract

BERT has emerged as a popular model for natural language understanding. Given its compute-intensive nature, even for inference, many recent studies have considered optimization of two important performance characteristics: model size and inference time. We consider classification tasks and propose a novel method, called PoWER-BERT, for improving the inference time for the BERT model without significant loss in the accuracy. The method works by eliminating word-vectors (intermediate vector outputs) from the encoder pipeline. We design a strategy for measuring the significance of the word-vectors based on the self-attention mechanism of the encoders which helps us identify the word-vectors to be eliminated. Experimental evaluation on the standard GLUE benchmark shows that PoWER-BERT achieves up to 4.5x reduction in inference time over BERT with $< 1\%$ loss in accuracy. We show that compared to the prior inference time reduction methods, PoWER-BERT offers better trade-off between accuracy and inference time. Lastly, we demonstrate that our scheme can also be used in conjunction with ALBERT (a highly compressed version of BERT) and can attain up to 6.8x factor reduction in inference time with $< 1\%$ loss in accuracy.

1 Introduction

The BERT model [3] has gained popularity as an effective approach for Natural Language Processing (NLP) tasks. It has achieved significant success on the standard benchmarks such as GLUE [26] and SQuAD [21], dealing with sentiment classification, question-answering, natural language inference and grammar checking. The model has been used in various applications ranging from text summarization [13] to biomedical text mining [11].

The model is known to be compute intensive, resulting in high infrastructure demands and latency, whereas low latency is vital for a good customer experience with NLP tasks. Therefore, it is crucial to design methods that reduce the computational demands of BERT in order to successfully meet the latency and resource requirements of a production environment.

Consequently, many recent studies have focused on optimizing the two performance metrics: the model size and inference time. The recently proposed ALBERT [10] is a highly compressed variant that achieves up to 9x reduction in model size over BERT_{BASE} (with 108M parameters) by sharing parameters across the encoder layers and decomposing the embedding layer. Although ALBERT

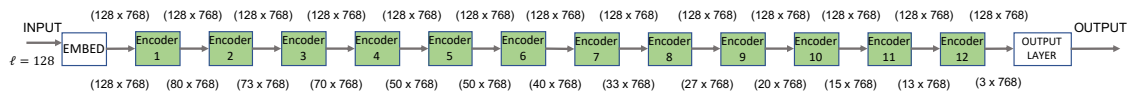


Figure 1: Illustration of PoWER-BERT scheme over $\text{BERT}_{\text{BASE}}$ that has $L = 12$ encoder layers, each having $A = 12$ self-attention heads and a hidden size of $H = 768$. The words are first embedded as vectors of length $H = 768$. The numbers on top are output sizes for each encoder layer of $\text{BERT}_{\text{BASE}}$ for input sequence length $\ell = 128$. The numbers at the bottom are output sizes for each encode layer of PoWER-BERT. In this example, the first encoder eliminates 48 and retains 80 word-vectors, whereas the second encoder eliminates 7 more and retains 73 word-vectors. The hidden size remains at 768.

reduces the training time significantly, it has almost no impact on the inference time. Knowledge distillation based techniques such as DistilBERT [22] and BERT-PKD [25] try to optimize the above performance metrics by employing teacher-student models. In order to achieve meaningful reduction in model size and inference time, the student retains only a small number of encoders, albeit at noticeable loss in accuracy over BERT. Methods that prune the attention heads (Head-Prune) via measuring their significance [17] yield limited inference time reduction even when the model size is significantly reduced.

Proposed Strategy. We focus on classification tasks and propose a novel scheme, denoted by PoWER-BERT (**P**rogressive **W**ord-vector **E**limination for inference time **R**eduction of **B**ERT), for improving inference time. We show that, due to the self-attention mechanism in the BERT model, there is diffusion of information: as the word-vectors pass through the encoder layers, they start carrying similar information, leading to redundancy. Consequently, these word-vectors can be eliminated in a progressive manner as we move from the first to the last encoder. The elimination of word-vectors leads to reduction of computation, resulting in improved inference time. Here, we use the term *word-vector* to refer to an intermediate vector output generated by the encoders. An illustration of PoWER-BERT is presented in Figure 1; we shall use the term PoWER-BERT to refer to our scheme as well as the model output by it. We emphasize that our scheme does not eliminate model parameters but rather eliminates the intermediate word-vector representations.

Main Contributions. Our main contributions are as follows:

- We focus on classification tasks and propose PoWER-BERT for improving BERT inference time without significant loss in accuracy. We design a strategy for measuring the significance scores of the word-vectors based on the self-attention mechanism of the encoders. The model and training loss function are augmented to learn the importance of the word-vectors using these significance scores. This helps us identify the word-vectors to eliminate.
- We present an experimental evaluation on the standard GLUE benchmark, IMDB [14] and RACE [9] datasets which shows that PoWER-BERT achieves up to 4.5x reduction in inference time over $\text{BERT}_{\text{BASE}}$ with $< 1\%$ loss in accuracy.
- We show that our scheme can also be used in conjunction with ALBERT, one of the best known compressed variants of BERT. We attain up to 6.8x factor reduction in inference time

over ALBERT on the GLUE benchmark.

- We perform a comprehensive comparison with the prior inference time reduction methods (DistilBERT, BERT-PKD and Head-Prune), and demonstrate that PoWER-BERT offers better trade-off between inference time and accuracy.

Related Work. In general, different methods for deep neural network compression have been developed such as sparsification via pruning network connections [5, 18], filter/channel pruning [6, 19], quantization to reduce the number of bits needed to store the learned weights [4], knowledge distillation from large model to small model [7, 23] and singular value decomposition of weight matrices [2, 8].

Some of these general techniques have also been explored for BERT like weight quantization [24, 28], structured pruning of weight matrices [27] and dimensionality reduction [10, 27]. Although these techniques offer significant model size reductions, they do not result in proportional inference time gains and some of them require specific hardware to execute. As discussed earlier, the BERT model allows for compression via other methods: sharing of encoder parameters [10], removing encoders via distillation [22, 25, 12], and reducing the number of attention heads [17, 16].

PoWER-BERT is an orthogonal technique that works by eliminating the word-vectors from the network, and can be used in conjunction with the other inference time reduction methods. Since we do not prune weights or layers, our model parameters remain the same and therefore parameter redundancy can be exploited using any of above mentioned prior work. As stated before, we demonstrate this by applying our method on ALBERT.

Prior works have also focused on sparsification of transformer attention to improve the translation accuracy [29, 1, 20, 15]. However, these methods do not focus on reducing either model size or inference time.

2 The PoWER-BERT model

Throughout the paper, we consider BERT_{BASE}, but the techniques can be readily applied to other versions such as BERT_{LARGE}.

Given an input sequence, the BERT model first embeds the words as vectors of length 768. These word-vectors are then passed through a pipeline of encoders. The encoders transform the word-vectors by capturing information from the other word-vectors via a self-attention mechanism. This leads to diffusion of information, as explained below.

Diffusion of Information. As the word-vectors pass through the encoders, they start progressively carrying similar information. We demonstrate the phenomenon through cosine similarity measurements. Let ℓ denote the input sequence length of the given dataset. Let $j \in [1, 12]$ be an encoder. For each input, compute the cosine similarity between each of the $\binom{\ell}{2}$ pairs of word-vectors output by the encoder. Then, derive the average over all inputs and pairs. We consider the SST-2 dataset from our experimental study and present the average cosine similarity over all the encoders; see Figure 2. We can observe that the similarity increases progressively over the encoders, implying diffusion of information.

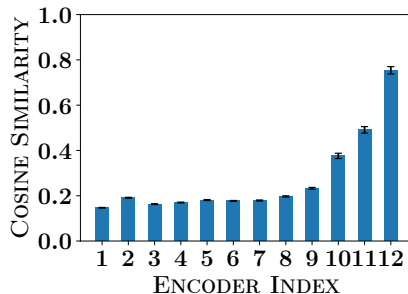


Figure 2: Cosine similarity for BERT encoders on the SST-2 dataset. The j^{th} bar represents cosine similarity for the j^{th} encoder, averaged over all pairs of word-vectors and all inputs.

PoWER-BERT. The core intuition behind the PoWER-BERT scheme is that due to the diffusion of information, it should be possible to eliminate word-vectors in a progressive manner across all the encoders. The scheme involves two critical, inter-related tasks. First, we identify a *retention configuration*: a monotonically decreasing sequence $(\ell_1, \ell_2, \dots, \ell_{12})$ that specifies the number of word-vectors ℓ_j to retain at encoder j . For example, in Figure 1, the configuration is $(80, 73, 70, 50, 50, 40, 33, 27, 20, 15, 13, 3)$. Secondly, we do *word-vector selection*, i.e., for a given input, determine the ℓ_j word-vectors to retain at each encoder j . We first address the task of word-vector selection.

2.1 Word-vector Selection

Let ℓ denote the input sequence length. Furthermore, assume that we are given a retention configuration $(\ell_1, \ell_2, \dots, \ell_{12})$. Consider an encoder $j \in [1, 12]$. The input to the encoder is a collection of ℓ_{j-1} word-vectors arranged in the form of a matrix of size $\ell_{j-1} \times 768$, (taking $\ell_0 = \ell$). Our aim is to select ℓ_j word-vectors to retain and we propose two kinds of strategies, static and dynamic.

Static Strategies. The inputs are typically of varying length and get padded to achieve a uniform length of ℓ . A natural idea is to retain the first (or head) ℓ_j word-vectors. Inputs longer than ℓ_j would get trimmed and in that process many actual word-vectors may get eliminated. Nevertheless, the strategy aims at removing many PAD tokens on the average, since they carry little information. A related method is to fix ℓ_j positions at random and retain word-vectors only at those positions across the dataset. We denote the strategies as Head-WS and Rand-WS, respectively (head/random word-vector selection). Both select ℓ_j positions and use the same positions for all the inputs in a static manner.

Dynamic Strategies. While the word-vectors tend to carry similar information at the final encoders, in the earlier encoders, they have different levels of influence over the final prediction. Since the positions of these significant word-vectors vary across the dataset, a better idea is to select the positions in a dynamic manner on a per-input basis (as confirmed by our experimental evaluation).

In rest of the section, we develop a dynamic strategy based on measuring the significance of the word-vectors. Our aim is to devise a scoring mechanism satisfying the following criterion: the score of a word-vector must be positively correlated with its influence on final classification output

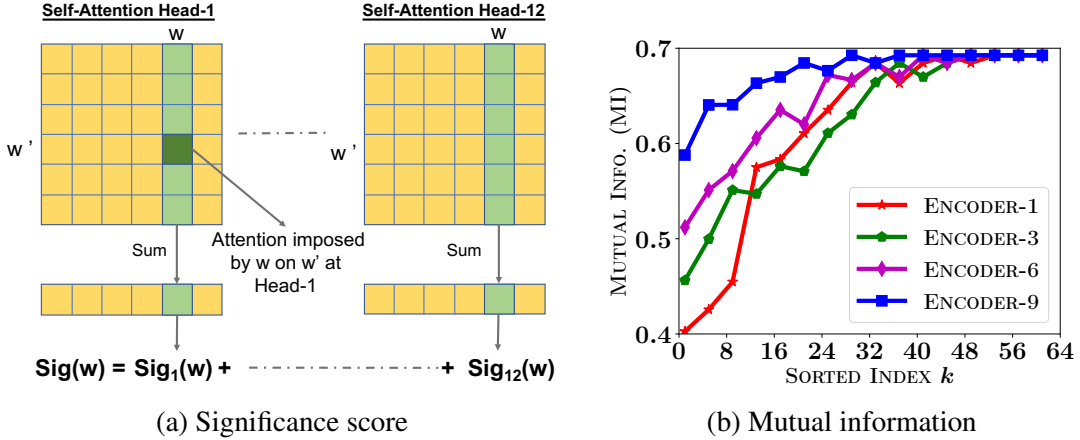


Figure 3: Word-vector selection. Part (a) shows score computation for word-vector w . Part (b) presents mutual information when the k^{th} significant word-vector is eliminated at the specified encoder.

(namely, word-vectors of higher influence get higher score). We accomplish the task by utilizing the self-attention mechanism in-built in the encoders and develop a dynamic strategy, denoted as Attn-WS. Towards that goal, we first recollect the self-attention mechanism.

Attention Mechanism. The encoder consists of a self-attention module and a feed-forward network (FFN). For BERT_{BASE}, each self-attention module consists of 12 attention heads, capturing different features of the dataset. Each head $h \in [1, 12]$ is associated with three weight matrices \mathbf{W}_q^h , \mathbf{W}_k^h and \mathbf{W}_v^h of size 768×64 , called the query, the key and the value matrices.

Let \mathbf{M} be the matrix of size $\ell \times 768$ input to the encoder j . Each head h computes an *attention matrix*:

$$\mathbf{A}_h = \text{softmax}[(\mathbf{M} \times \mathbf{W}_q^h) \times (\mathbf{M} \times \mathbf{W}_k^h)^T]$$

with softmax applied row-wise. The attention matrix \mathbf{A}_h is of size $\ell \times \ell$, wherein each row sums to 1. The head computes matrices $\mathbf{V}_h = \mathbf{M} \times \mathbf{W}_v^h$ and $\mathbf{Z}_h = \mathbf{A}_h \times \mathbf{V}_h$ of sizes $\ell \times 64$. The output of the encoder is derived by combining and further processing the matrices \mathbf{Z}_h produced by the attention heads.

For a word w' , the row $\mathbf{Z}_h[w', :]$ output by the head is given by $\sum_w \mathbf{A}_h[w', w] \cdot \mathbf{V}_h[w, :]$. In other words, the row $\mathbf{Z}_h[w', :]$ is the weighted average of the rows of \mathbf{V}_h , taking the attention values as weights. Intuitively, we can interpret the entry $\mathbf{A}_h[w', w]$ as the attention received by word w' from w on head h .

Significance Scores & Word-vector Selection. In POWER-BERT, we use the attention values to define significance scores of the word-vectors. For a word-vector w and a head h , define the significance score of w for h as $\text{Sig}_h(w) = \sum_{w'} \mathbf{A}_h[w', w]$. The overall significance score of w is then defined as the aggregate over the heads: $\text{Sig}(w) = \sum_h \text{Sig}_h(w)$. Thus, the significance score is the total amount of attention imposed by w on the other words. See Figure 3 (a) for an illustration. We note that in the POWER-BERT setting, the input matrix \mathbf{M} is of size $\ell_{j-1} \times 768$ and attention matrices are of size $\ell_{j-1} \times \ell_{j-1}$.

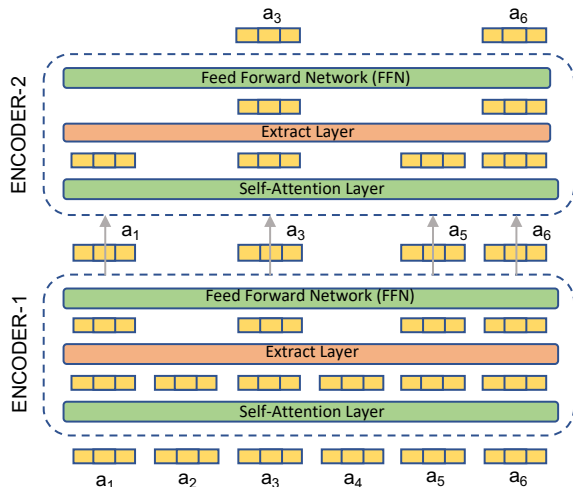


Figure 4: Word-vector selection over the first two encoders. Here, $\ell = 6$, $\ell_1 = 4$ and $\ell_2 = 2$. The first encoder eliminates two word-vectors a_2 and a_4 ; the second encoder further eliminates word-vectors a_1 and a_5 .

Given the scoring mechanism, we retain the topmost ℓ_j word-vectors. This is accomplished by inserting an **extract** layer between the self-attention module and the feed forward network. See Figure 4 for an illustration.

Ablation Study. We perform an ablation study to validate that our scoring mechanism satisfies the criterion we had aimed for: the score of a word-vector is positively correlated with its influence on the classification output. The study utilizes mutual information to analyze the effect of eliminating a single word-vector.

Fix an encoder $j \in [1, 12]$ and a position $k < \ell_{j-1}$. We consider two models. The first is the fine-tuned BERT model, without any word-vector elimination. The second is a modified model that eliminates the k^{th} most significant word-vector at encoder j and does not perform any other eliminations at the other encoders. Let \mathbf{X} and \mathbf{Y}_k be the random variables that denote the classification output by the two models on a randomly chosen input. The mutual information $\text{MI}(\mathbf{X}, \mathbf{Y}_k)$ measures how much the two random variables \mathbf{X} and \mathbf{Y}_k agree with each other.

We perform the above analysis on the SST-2 dataset from our experimental study. The dataset has input sequence length $\ell = 64$ and two categories (binary classification). The number of positive and negative training inputs is approximately the same for this dataset and so the baseline entropy $\mathbf{H}(\mathbf{X}) \sim \ln(2) = 0.69$. Figure 3(b) shows $\text{MI}(\mathbf{X}, \mathbf{Y}_k)$ for all $k \in [1, 64]$ on encoders $j = 1, 3, 6, 9$ (the other encoders are omitted for the ease of readability). We can observe that as sorted-index k increases (i.e., score decreases), the mutual information increases. This implies that lower the score of the deleted word (i.e., higher k), better is the agreement between the two models. Therefore, word-vectors of lower scores should be preferred for elimination. Furthermore, as the encoder index j increases, the mutual information approaches the baseline entropy faster, implying that word-vectors of higher significance scores (or more word-vectors) can be eliminated from the later encoders.

2.2 Retention Configuration

We next address the task of determining the retention configuration. Analyzing all the possible configurations is untenable due to the exponential search space. Instead, we design a strategy that learns the retention configuration via two main ideas. First, we modify the `extract` layers to `soft-extract` that introduce parameters to learn the importance of the word positions. These learnt values are used to derive the number of ordered positions to retain. Secondly, the loss function is modified to control the trade-off between the number of positions to retain and the accuracy.

The Soft-extract Layer. For each encoder, we substitute the `extract` layer by a `soft-extract` layer. The `extract` layer either selects or eliminates a word-vector (based on scores). In contrast, the `soft-extract` layer would retain all the word-vectors, but to varying degrees controlled by learnable parameters.

Consider an encoder j and an input a_1, a_2, \dots, a_ℓ . Sort the word-vectors in the decreasing order of their significance score. For a word-vector a_i , let $\text{Sig}_{idx}(a_i)$ denote the position of a_i in the sorted order; we refer to it as the *ordered position* of a_i .

The `soft-extract` layer involves ℓ learnable parameters, denoted $\mathbf{r}_j[1], \dots, \mathbf{r}_j[\ell]$, called retention parameters. The parameters are constrained to be in the range $[0, 1]$. Intuitively, the parameter $\mathbf{r}_j[k]$ represents the *extent* to which the k^{th} ordered position is retained. The `soft-extract` layer modifies the matrix output of the self-attention layer, as described below.

Let \mathbf{E}^{in} denote the matrix of size $\ell \times 768$ output by the self-attention layer. For $i \in [1, \ell]$, the row $\mathbf{E}^{in}[i, :]$ yields the word-vector a_i . The `soft-extract` layer multiplies the vector by the scalar retention parameter corresponding to its ordered position:

$$\mathbf{E}^{out}[i, :] = \mathbf{r}_j[\text{Sig}_{idx}(a_i)] \cdot \mathbf{E}^{in}[i, :].$$

The modified matrix $\mathbf{E}^{out}[i, :]$ is input to the feed-forward network. Figure 5 presents an illustration for the first encoder.

Loss Function. We define the *mass* at encoder j to be the extent to which the ordered positions are retained, i.e., $\text{mass}(j; \mathbf{r}) = \sum_{k=1}^{\ell} \mathbf{r}_j[k]$. Our aim is to minimize the aggregate mass over all the encoders with minimal loss in accuracy. Intuitively, the aggregate mass may be viewed as a budget on the total number of positions retained; $\text{mass}(j; \mathbf{r})$ is the breakup across the encoders.

We modify the loss function by incorporating an L_1 regularizer over the aggregate mass. As demonstrated earlier, the encoders have varying influence on the classification output. We scale the mass of each encoder by its index, as described below.

Let Θ denote the parameters of the baseline BERT model and $\mathcal{L}(\cdot)$ be the loss function (such as cross entropy or mean-squared error) as defined in the original task. We define the new objective function as:

$$\min_{\Theta, \mathbf{r}} \left[\mathcal{L}(\Theta, \mathbf{r}) + \lambda \cdot \sum_{j=1}^L j \cdot \text{mass}(j; \mathbf{r}) \right] \quad \text{s.t. } \mathbf{r}_j[k] \in [0, 1],$$

where L is the number of encoders, $j \in [1, L]$, and $k \in [1, \ell]$. While $\mathcal{L}(\Theta, \mathbf{r})$ controls the accuracy, the regularizer term controls the aggregate mass. The hyper-parameter λ tunes the trade-off.

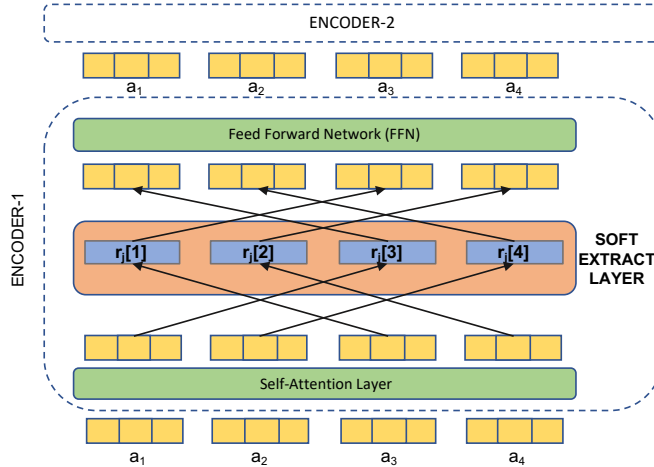


Figure 5: Illustration of the *soft-extract* layer. First encoder is shown, taking $\ell = 4$. Here, the sorted sequence of the word-vectors are a_3, a_4, a_1, a_2 ; hence their ordered positions are 3, 4, 1, 2. For each word-vector, the parameter by which it is multiplied is shown.

The retention parameters are initialized as $r_j[k] = 1$, meaning all the ordered positions are fully retained to start with. We train the model to derive the retention configuration by setting $\ell_j = \text{ceil}(\text{mass}(j))$. To make it monotonic, we assign $\ell_j = \min\{\ell_j, \ell_{j-1}\}$.

2.3 PoWER-BERT: Overall Scheme

Given a dataset, the scheme involves three training steps:

1. *Fine-tuning*: Start with the pre-trained BERT model and fine-tune it on the given dataset.
2. *Configuration-search*: Construct an auxiliary model by inserting the *soft-extract* layers in the fine-tuned BERT model and modifying its objective function. Train the model and derive the retention configuration.
3. *Re-training*: Derive the PoWER-BERT model by incorporating the *extract* layers to the fine-tuned BERT model. These layers perform progressive word-vector elimination as per the retention configuration determined in the previous step. Re-train the PoWER-BERT model.

While the auxiliary model involves additional parameters, the PoWER-BERT model does not. Inference is performed using the retrained PoWER-BERT model.

3 Experimental Evaluation

3.1 Setup

Datasets. We evaluate our approach on the popular GLUE benchmark, IMDB and Reading Comprehension Dataset From Examinations (RACE). The datasets represent five natural language tasks:

	Method	CoLA	RTE	QQP	MRPC	SST-2	MNLI-m	MNLI-mm	QNLI	STS-B	IMDB	RACE
Test Accuracy	BERT	52.5	68.1	71.2	88.7	93.0	84.6	84.0	91.0	85.8	93.5	66.9
	PoWER-BERT	52.3	67.4	70.2	88.1	92.1	83.8	83.1	90.1	85.1	92.5	66.0
Inference Time (ms)	BERT	898	3993	1833	1833	898	1867	1867	1833	898	9110	20040
	PoWER-BERT	201	1189	405	674	374	725	908	916	448	3419	10110
Speedup		(4.5x)	(3.4x)	(4.5x)	(2.7x)	(2.4x)	(2.6x)	(2.1x)	(2x)	(2x)	(2.7x)	(2.0x)

Table 1: Performance comparison between PoWER-BERT and BERT_{BASE}. Inference done on a K80 GPU with batch of 128 for all datasets except RACE (batch of 64 is used). Matthew’s Correlation reported for CoLA, F1-score for QQP and MRPC, Spearman Correlation for STS-B, and Accuracy for the rest. Input sequence length used are 64 for CoLA, SST-2 and STS-B, 512 for IMDB and RACE, 256 for RTE and 128 for the rest.

	Method	CoLA	RTE	QQP	MRPC	SST-2	STS-B	MNLI-m	MNLI-mm	QNLI
Test Accuracy	ALBERT _{BASE}	42.8	65.6	68.3	89.0	93.7	80.9	82.6	82.5	89.2
	PoWER-BERT	43.8	64.6	67.4	88.1	92.7	80.0	81.8	81.6	89.1
Inference Time (ms)	ALBERT _{BASE}	940	4210	1950	1950	940	940	1960	1960	1950
	PoWER-BERT	165	1778	287	813	442	604	589	922	1049
Speedup		(5.7x)	(2.4x)	(6.8x)	(2.4x)	(2.1x)	(1.6x)	(3.3x)	(2.1x)	(1.9x)

Table 2: Performance comparison between PoWER-BERT and ALBERT_{BASE}. Here PoWER-BERT represents application of our scheme on ALBERT. The experimental setup is same as in Table 1

Sentiment classification (SST-2, IMDB), Natural Language Inference (QNLI, MNLI-m, MNLI-mm, RTE), similarity matching (MRPC, QQP, STS-B), grammar acceptability checking (CoLA) and question-answering (RACE). We refer to [26] for details on these datasets.

Hyper-parameters. The PoWER-BERT approach consists of three steps (see Section 2.3). We specify the hyper-parameters for each step:

- *Fine-tuning*: For the fine-tuning step, learning rate and batch size were searched respectively from $\{2 \times 10^{-5}, 3 \times 10^{-5}, 5 \times 10^{-5}\}$ and $\{32, 64\}$, as suggested by BERT paper [3].

- *Configuration-search*: The configuration-search step involves the regularizer hyper-parameter λ that controls the trade-off between accuracy and inference time. λ is searched from the range $[0.0001, 0.01]$. For the *soft-extract* layer parameters, we perform a grid search with a learning rate in the range $[0.0001, 0.01]$ to get optimal results. For the rest of the parameters, the learning rate is the same as in the *Fine-tuning* step.

- *Re-training*: For retraining the PoWER-BERT model we again use the BERT learning rate mentioned in the *Fine-tuning* step.

The hyper-parameters for PoWER-BERT and other baseline methods were tuned on Dev dataset provided for GLUE and RACE tasks. For IMDB, the training data was subdivided into 80% for training and 20% for hyper-parameter tuning. The accuracy/correlation for GLUE were reported on the Test dataset by submitting the predictions to the GLUE website (<https://gluebenchmark.com>). The accuracies for IMDB and RACE were reported on the publicly available Test data.

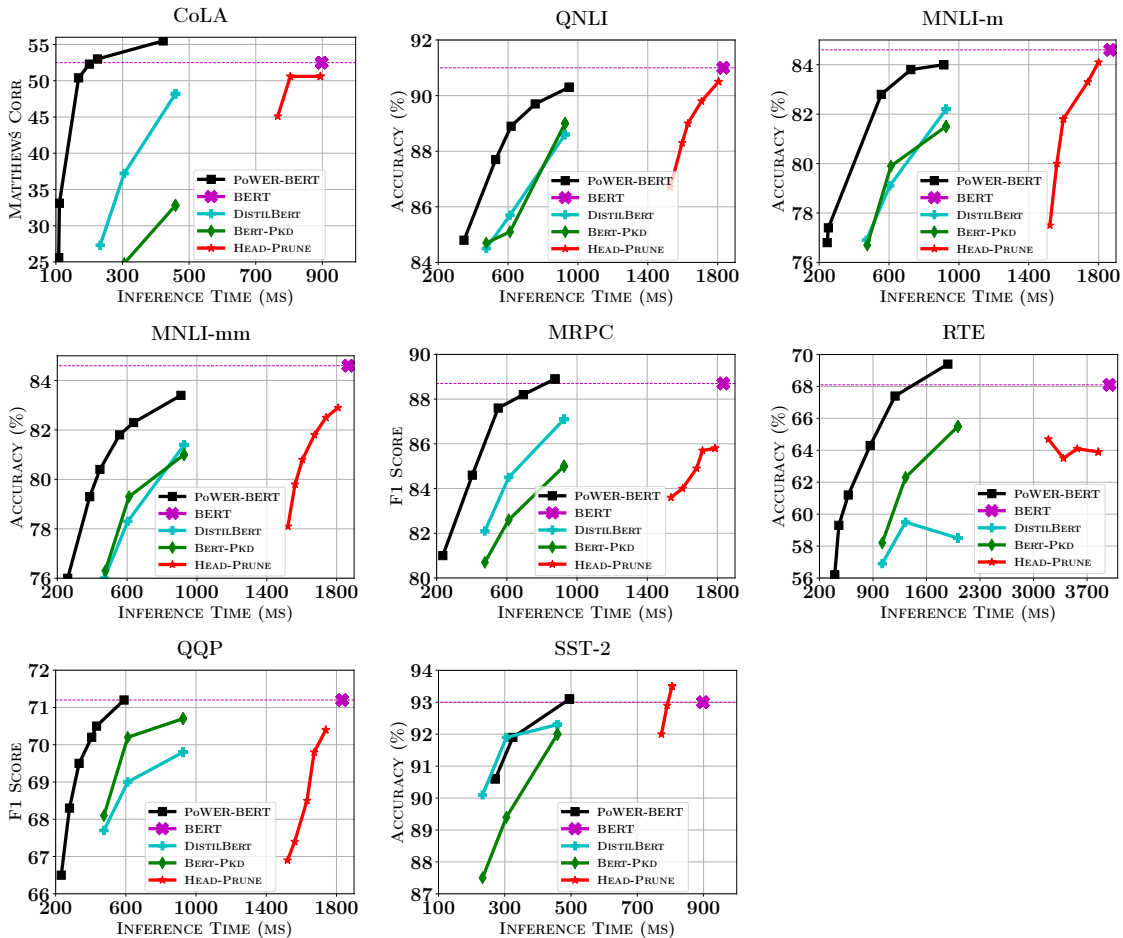


Figure 6: Comparison with prior methods. Accuracy vs. inference time trade-off curves for different models reported on the test set as per the setup in Table 1. The cross represents the performance of BERT_{BASE} and the dotted line represents its accuracy (for ease of comparison with other models).

Maximum Input Sequence Length. The inputs in the datasets are of varying length and are padded to get a uniform maximum length of ℓ . Different values of ℓ have been used in prior work, for instance ALBERT uses $\ell = 512$ for all our datasets. However, only a small fraction of the inputs are of length close to the maximum length. Using large values of ℓ would lead to easy pruning opportunities and larger gains for PoWER-BERT. In order to make the baseline competitive, we set stringent values of ℓ : we determined the length ℓ' such that at most 1% of the data is longer than ℓ' and fixed ℓ to be the value from $\{64, 128, 256, 512\}$ closest to ℓ' .

3.2 Evaluations

Comparison with BERT_{BASE}. Our first experiment evaluates the inference time speedup achieved by PoWER-BERT. For each dataset, we first reproduced the baseline accuracy by fine-tuning the BERT_{BASE} model. For PoWER-BERT, we tuned the regularizer parameter λ over Dev data so as to achieve a performance within 1% of the baseline. Table 1 presents a comparison of the inference

time achieved by the two models for a batch of 128 on single K80 GPU (averaged over 100 runs). We observe that PoWER-BERT offers 2x to 4.5x improvement in the inference time with $< 1\%$ loss in the accuracy across the datasets.

The PoWER-BERT model improves the inference time by eliminating the word-vectors. We illustrate the process by considering the CoLA and the RTE datasets and present the retention configurations selected by the model (corresponding to the accuracy and inference time in Table 1). On the CoLA dataset, the input sequence length is $\ell = 64$ and configuration is (17, 15, 14, 13, 12, 11, 11, 9, 6, 5, 5, 5), whereas for the RTE dataset, $\ell = 256$ and the configuration is (153, 125, 111, 105, 85, 80, 72, 48, 35, 27, 22, 5). Across the twelve encoders, the total number of word-vectors used by BERT_{BASE} on the two datasets is $12 \times 64 = 768$ and $12 \times 256 = 3072$ word-vectors, respectively. In contrast, PoWER-BERT retains only a total of 123 and 868 word-vectors, respectively, leading to improved inference time.

Combining our scheme with ALBERT. As discussed before, various techniques have been developed in prior work to compress BERT. Amongst these methods, ALBERT_{BASE} [10] (with 12M model parameters) achieves the best known compression of 9x over BERT_{BASE} by sharing parameters across encoders and decomposing the embedding matrix. PoWER-BERT does not remove any parameters; instead, it improves the inference time by eliminating word-vectors. Thus, PoWER-BERT is orthogonal to such compression techniques and can be applied over compressed models. To validate the hypothesis, we apply word-vector elimination over ALBERT_{BASE}. Similar to the previous experiment, we tune λ to achieve an accuracy within 1% of ALBERT_{BASE}. Table 2 compares inference time over a batch of 128 inputs. It is interesting to note that even with substantial compression of the model, we are able to achieve 1.6x to 6.8x reduction in the inference time with negligible loss in accuracy.

Comparison to Prior Methods. In this experiment, we compare PoWER-BERT with other inference time reduction methods presented in literature, namely DistilBERT [22], BERT-PKD [25] and Head-Prune [17]. The first two are distillation based methods that operate by reducing the number of encoders, whereas Head-Prune is based on pruning the number of attention heads. We present an empirical comparison of these techniques by studying the trade-off between accuracy and inference time.

For PoWER-BERT, we tune the regularizer parameter λ and derive pareto-curves representing the trade-off. Similarly, pareto-curves are obtained for DistilBERT and BERT-PKD by selecting the number of encoders from $\{3, 4, 6\}$, and for Head-Prune, by tuning the hyper-parameters that control the number of heads being pruned.

The results are shown in Figure 6. We observe that for most of the datasets, the curve of PoWER-BERT exhibits marked dominance over the other curves. In other words, PoWER-BERT achieves the best accuracy for any fixed inference time and it also achieves the best inference time for any fixed accuracy.

Word-vector Selection. In Section 2.1, we described three methods for word-vector selection: two static techniques, Head-WS and Rand-WS, that eliminate word-vectors at fixed positions and a dynamic strategy, denoted Attn-WS, based on the significance scores derived from the attention mechanism. In this experiment, we demonstrate the advantage of Attn-WS by taking the SST-2 dataset as an illustrative example. For all the three methods, we used the same sample retention

	Head-WS	Rand-WS	Attn-WS
Entire dataset	85.4%	85.7%	88.3%
Input sequence length > 16	83.7%	83.4%	87.4%

Table 3: Comparison of the accuracy of the word-vector selection methods on the SST-2 Dev set for a fixed retention configuration.

configuration of (64, 32, 16, 16, 16, 16, 16, 16, 16). The accuracy results are shown in Table 3. We observe that **Attn-WS** offers improved accuracy, as shown in the first row of the Table. We perform a deeper analysis by filtering inputs based on length. In the given sample configuration, most encoders retain only 16 word-vectors. Consequently, we selected a threshold of 16 and considered a restricted dataset with inputs longer than the threshold and the accuracy results are shown in the second row of the table.

Recall that **Head-WS** relies on eliminating as many pad tokens as possible on the average. We can see that the strategy fails on longer inputs, since many important word-vectors may get eliminated. Similarly, **Rand-WS** also performs poorly, since the method is oblivious to the importance of the word-vectors. In contrast, **Attn-WS** achieves higher accuracy by carefully selecting word-vectors based on their significance. The inference time is the same for all the methods, as the same number of word-vectors get eliminated.

4 Conclusions

We presented **POWER-BERT**, a novel method for improving the inference time of the BERT model. Experiments on the standard GLUE benchmark show that **POWER-BERT** achieves up to 4.5x gain in inference time with < 1% loss in accuracy. Compared to prior techniques, it offers better trade-off between accuracy and inference time. We showed that the method can be used in conjunction with ALBERT, a highly compressed variant of BERT. For future work, we plan to extend **POWER-BERT** to wider range of tasks such as language translation and text summarization.

References

- [1] Gonalo M. Correia, Vlad Niculae, and Andr F. T. Martins. Adaptively sparse transformers. *Proceedings of the 2019 Conference on Empirical Methods in Natural Language Processing and the 9th International Joint Conference on Natural Language Processing (EMNLP-IJCNLP)*, 2019.
- [2] Misha Denil, Babak Shakibi, Laurent Dinh, Marc’Aurelio Ranzato, and Nando De Freitas. Predicting parameters in deep learning. In *NIPS*, 2013.
- [3] Jacob Devlin, Ming-Wei Chang, Kenton Lee, and Kristina Toutanova. BERT: Pre-training of deep bidirectional transformers for language understanding. In *NAACL*, 2019.
- [4] Yunchao Gong, Liu Liu, Ming Yang, and Lubomir Bourdev. Compressing deep convolutional networks using vector quantization. *arXiv preprint arXiv:1412.6115*, 2014.
- [5] Song Han, Jeff Pool, John Tran, and William Dally. Learning both weights and connections for efficient neural network. In *NIPS*, 2015.
- [6] Yihui He, Xiangyu Zhang, and Jian Sun. Channel pruning for accelerating very deep neural networks. In *ICCV*, 2017.
- [7] Geoffrey Hinton, Oriol Vinyals, and Jeff Dean. Distilling the knowledge in a neural network. *arxiv preprint: 1503.02531*, 2015.
- [8] Yong-Deok Kim, Eunhyeok Park, Sungjoo Yoo, Taelim Choi, Lu Yang, and Dongjun Shin. Compression of deep convolutional neural networks for fast and low power mobile applications. *arxiv preprint: 1511.06530*, 2015.
- [9] Guokun Lai, Qizhe Xie, Hanxiao Liu, Yiming Yang, and Eduard Hovy. RACE: Large-scale ReAding Comprehension dataset from Examinations. In *EMNLP*, 2017.
- [10] Zhenzhong Lan, Mingda Chen, Sebastian Goodman, Kevin Gimpel, Piyush Sharma, and Radu Soricut. ALBERT: A lite BERT for self-supervised learning of language representations. *arXiv preprint arXiv:1909.11942*, 2019.
- [11] Jinhyuk Lee, Wonjin Yoon, Sungdong Kim, Donghyeon Kim, Sunkyu Kim, Chan Ho So, and Jaewoo Kang. BioBERT: Pre-trained biomedical language representation model for biomedical text mining. *Bioinformatics*, 2019.
- [12] Xiaodong Liu, Pengcheng He, Weizhu Chen, and Jianfeng Gao. Improving multi-task deep neural networks via knowledge distillation for natural language understanding. *arxiv preprint: 1904.09482*, 2019.
- [13] Yang Liu and Mirella Lapata. Text summarization with pretrained encoders. *arXiv preprint arXiv:1908.08345*, 2019.
- [14] Andrew L. Maas, Raymond E. Daly, Peter T. Pham, Dan Huang, Andrew Y. Ng, and Christopher Potts. Learning word vectors for sentiment analysis. In *ACL*, 2011.

- [15] Andr F. T. Martins and Ramn Fernandez Astudillo. From softmax to sparsemax: A sparse model of attention and multi-label classification, 2016.
- [16] J. S. McCarley. Pruning a BERT-based question answering model. *arxiv preprint: 1910.06360*, 2019.
- [17] Paul Michel, Omer Levy, and Graham Neubig. Are sixteen heads really better than one? *arXiv preprint arXiv:1905.10650*, 2019.
- [18] Dmitry Molchanov, Arsenii Ashukha, and Dmitry Vetrov. Variational dropout sparsifies deep neural networks. *arxiv preprint: 1701.05369*, 2017.
- [19] Pavlo Molchanov, Stephen Tyree, Tero Karras, Timo Aila, and Jan Kautz. Pruning convolutional neural networks for resource efficient inference. *arxiv preprint: 1611.06440*, 2016.
- [20] Ben Peters, Vlad Niculae, and Andr F. T. Martins. Sparse sequence-to-sequence models. *Proceedings of the 57th Annual Meeting of the Association for Computational Linguistics*, 2019.
- [21] Pranav Rajpurkar, Jian Zhang, Konstantin Lopyrev, and Percy Liang. SQuAD: 100,000+ questions for machine comprehension of text. *arXiv preprint arXiv:1606.05250*, 2016.
- [22] Victor Sanh, Lysandre Debut, Julien Chaumond, and Thomas Wolf. DistilBERT, a distilled version of BERT: smaller, faster, cheaper and lighter. *arXiv preprint arXiv:1910.01108*, 2019.
- [23] Bharat Bhusan Sau and Vineeth N. Balasubramanian. Deep model compression: Distilling knowledge from noisy teachers. *arxiv preprint: 1610.09650*, 2016.
- [24] Sheng Shen, Zhen Dong, Jiayu Ye, Linjian Ma, Zhewei Yao, Amir Gholami, Michael W. Mahoney, and Kurt Keutzer. Q-BERT: Hessian based ultra low precision quantization of BERT. *arxiv preprint:1909.05840*, 2019.
- [25] Siqi Sun, Yu Cheng, Zhe Gan, and Jingjing Liu. Patient knowledge distillation for BERT model compression. *arXiv preprint arXiv:1908.09355*, 2019.
- [26] Alex Wang, Amanpreet Singh, Julian Michael, Felix Hill, Omer Levy, and Samuel R. Bowman. GLUE: A multi-task benchmark and analysis platform for natural language understanding. In *ICLR*, 2019.
- [27] Ziheng Wang, Jeremy Wohlwend, and Tao Lei. Structured pruning of large language models. *arxiv preprint: 1910.04732*, 2019.
- [28] Ofir Zafrir, Guy Boudoukh, Peter Izsak, and Moshe Wasserblat. Q8BERT: Quantized 8bit BERT. *arxiv preprint:1910.06188*, 2019.
- [29] Guangxiang Zhao, Junyang Lin, Zhiyuan Zhang, Xuancheng Ren, Qi Su, and Xu Sun. Explicit sparse transformer: Concentrated attention through explicit selection, 2019.