

Elephant in the Room: An Evaluation Framework for Assessing Adversarial Examples in NLP

Ying Xu¹, Xu Zhong¹, Antonio Jose Jimeno Yepes¹ and Jey Han Lau²

¹IBM Research Australia

²University of Melbourne

{ying.jo.xu, peter.zhong, antonio.jimeno}@au1.ibm.com, lau.jh@unimelb.edu.au

Abstract

An adversarial example is an input transformed by small perturbations that machine learning models consistently misclassify. While there are a number of methods proposed to generate adversarial examples for text data, it is not trivial to assess the quality of these adversarial examples, as minor perturbations (such as changing a word in a sentence) can lead to a significant shift in their meaning, readability and classification label. In this paper, we propose an evaluation framework to assess the quality of adversarial examples based on the aforementioned properties. We experiment with five benchmark attacking methods and an alternative approach based on an auto-encoder, and found that these methods generate adversarial examples with poor readability and content preservation. We also learned that there are multiple factors that can influence the attacking performance, such as the length of text examples and the input domain.

1 Introduction

Adversarial examples, a term introduced in [Szegedy *et al.*, 2013], are inputs transformed by small perturbations that machine learning models consistently misclassify. The experiments are conducted in the context of computer vision (CV), and the core idea is encapsulated by an illustrative example: after imperceptible noises are added to a panda image, an image classifier predicts, with high confidence, that it is a gibbon. Interestingly, these adversarial examples can also be used to improve the classifier — either as additional training data [Szegedy *et al.*, 2013] or as a regularisation objective [Goodfellow *et al.*, 2014] — thus providing motivation for generating effective adversarial examples.

The germ of this paper comes from our investigation of adversarial attack methods for natural language processing (NLP) tasks, e.g. sentiment classification, which drives us to quantify what is an “effective” or “good” adversarial example. In the context of images, a good adversarial example is typically defined according two criteria:

- (a) it has successfully fooled the classifier;
- (b) it is visually similar to the original example.

In NLP, defining a good adversarial example is a little more involving, because while criterion (b) can be measured with a comparable text similarity metric (e.g. BLEU or edit distance), an adversarial example should also:

- (c) be fluent or natural;
- (d) preserve its original label.¹

These two additional criteria are generally irrelevant for images, as adding minor perturbations to an image is unlikely to: (1) create an uninterpretable image (where else changing one word in a sentence can render a sentence incoherent), or (2) change how we perceive the image, say from seeing a panda to a gibbon (but a sentence’s sentiment can be reversed by simply adding a negative adverb such as *not*). Without considering criterion (d), generating adversarial examples in NLP would be trivial, as the model can learn to simply replace a positive adjective (*amazing*) with a negative one (*awful*) to attack a sentiment classifier.

To the best of our knowledge, most studies on adversarial example generation in NLP have largely ignored these additional criteria [Wang *et al.*, 2019; Ebrahimi *et al.*, 2017; Tsai *et al.*, 2019; Gong *et al.*, 2018]. We believe the lack of a rigorous evaluation framework partially explains why adversarial training for NLP models has not seen the same extent of improvement compared to CV models. As our experiments reveal, examples generated from most attacking methods are successful in fooling the classifier, but their language is often unnatural and the original label is not properly preserved.

The core contribution of our paper is to introduce a systematic, rigorous evaluation framework to assess the quality of adversarial examples for NLP. We focus on sentiment classification as the target task, as it is a popular application that highlights the importance of criteria discussed above. We test a number of attacking methods and also propose an alternative approach (based on an auto-encoder) for generating adversarial examples. We learn that a number of factors can influence the performance of adversarial attacks, including architecture of the classifier, sentence length and input domain.

¹In the previous CV example, if the perturbed panda image actually *look* like a gibbon instead of a panda (original label), it fails criteria (b). However, in NLP, a perturbed sentence may *look* similar to the original, e.g. with almost the same words and describing the same object/topic/event, leading to high scores for criteria (b), but its sentiment label can flip to the opposite by adding one word ‘not’.

2 Related Work

Most existing adversarial attack methods for text inputs are derived from those for image inputs. These methods can be categorised into three types including gradient-based attacks, optimisation-based attacks and model-based attacks.

Gradient-based attacks are mainly white-box attacks² that rely on calculating the gradients of the target classifier with respect to the input representation. This class of attacking methods [Kurakin *et al.*, 2016; Dong *et al.*, 2018; Kurakin *et al.*, 2016] are mainly derived from the fast gradient sign method (FGSM) [Goodfellow *et al.*, 2014], and it has been shown to be effective in attacking CV classifiers. However, these gradient-based methods could not be applied to text directly because perturbed word embeddings do not necessarily map to valid words. Other methods such as DeepFool [Moosavi-Dezfooli *et al.*, 2016] that rely on perturbing the word embedding space face similar roadblocks. [Gong *et al.*, 2018] propose to use nearest neighbour search to find the closest word to the perturbed embedding.

Both optimisation-based and model-based attacks treat adversarial attack as an optimisation problem where the constraints are to maximise the loss of target classifiers and to minimise the difference between original and adversarial examples. Between these two, the former uses optimisation algorithms directly; while the latter trains a separate model to generate adversarial examples and therefore involves a training process. Some of the most effective attacks for images are achieved by optimisation-based methods, such as the L-BFGS attack [Goodfellow *et al.*, 2014] and the C&W attack [Carlini and Wagner, 2017] in white-box attacks and the ZOO method [Chen *et al.*, 2017] in black-box attacks. For texts, the white-box attack HotFlip [Ebrahimi *et al.*, 2017] and black-box attack DeepWordBug [Gao *et al.*, 2018] and TextBugger [Li *et al.*, 2018] are proposed in this category.

In a similar vein, a few model-based attacks have been proposed for images³, e.g. [Xiao *et al.*, 2018] design a generative adversarial network (GAN) to generate the image perturbation from a noise map. The attacking method and target classifier typically form a single large network and the attacking method is trained using the loss from the target classifier. For this reason, it is not very straightforward to use these model-based techniques for text because there is a discontinuity in the network (since words in the adversarial examples are discrete) and so it is not fully differentiable.

3 Methodology

3.1 Sentiment Classifiers

There are a number of off-the-shelf neural models for sentiment classification [Kim, 2014; Wang *et al.*, 2016], most of which are based on long-short term memory networks (LSTM) [Hochreiter and Schmidhuber, 1997] or convolutional neural networks (CNN) [Kim, 2014]. In this paper, we

²White-box attack assumes full access to its target classifier’s architecture and parameters; while black-box attack does not.

³This category is also known as grey-box attack which requires access to target classifier during training phase; but can generate adversarial examples independently once it is trained.

pre-train three sentiment classifiers: BiLSTM, BiLSTM+A, and CNN. These classifiers are targeted by white-box attacking methods to generate adversarial examples (detailed in Section 3.2). BiLSTM is composed of an embedding layer that maps individual words to pre-trained word embeddings; a number of bi-directional LSTMs that capture sequential contexts; and an output layer that maps the averaged LSTM hidden states to a binary output. BiLSTM+A is similar to BiLSTM except it has an extra self-attention layer which learns to attend to salient words for sentiment classification, and we compute a weighted mean of the LSTM hidden states prior to the output layer. Manual inspection of the attention weights show that polarity words such as *awesome* and *disappointed* are assigned with higher weights. Finally, CNN has a number of convolutional filters of varying sizes, and their outputs are concatenated, pooled and fed to a fully-connected layer followed by a binary output layer.

Recent development in transformer-based pre-trained models have produced state-of-the-art performance on a range of NLP tasks [Devlin *et al.*, 2018; Yang *et al.*, 2019]. To validate the transferability of the attacking methods, we also fine-tune a BERT classifier for black-box tests. That is, we use the adversarial examples generated for attacking the three previous classifiers (BiLSTM, BiLSTM+A and CNN) as test data for BERT to measure its classification performance to understand whether these adversarial examples can fool BERT.

3.2 Benchmark Attacking Methods

We experiment with five benchmark attacking methods for texts: FGM, FGVM, DEEPFOOL [Gong *et al.*, 2018], HOTFLIP [Ebrahimi *et al.*, 2017]) and TYC [Tsai *et al.*, 2019].

To perturb the discrete inputs, both FGM and FGVM introduce noises in the word embedding space via the fast gradient method [Goodfellow *et al.*, 2014] and reconstruct the input by mapping perturbed word embeddings to valid words via nearest neighbour search. Between FGM and FGVM, the former introduce noises that is proportional to the sign of the gradients while the latter introduce perturbations proportional to the gradients directly. The proportion is known as the *overshoot* value and denoted by ϵ . DEEPFOOL uses the same trick to deal with discrete inputs except that, instead of using the fast gradient method, it uses the DeepFool method introduced in [Moosavi-Dezfooli *et al.*, 2016] for image to search for an optimal direction to perturb the word embeddings.

Unlike the previous methods, HOTFLIP and TYC rely on performing one or more atomic *flip* operations to replace words while monitoring the label change given by the target classifier. In HOTFLIP, the directional derivatives w.r.t. *flip* operations are calculated and the *flip* operation that results in the largest increase in loss is selected.⁴ TYC is similar to FGM, FGVM and DEEPFOOL in that it also uses nearest neighbour search to map the perturbed embeddings to valid words, but instead of using the perturbed tokens directly, it uses greedy search or beam search to flip original tokens to perturbed ones one at a time in order of their vulnerability.

⁴While the original paper explores both character flips and word flips, we test only word flips here. The rationale is that introducing character flips to word-based target classifiers is essentially changing word tokens to [unk], which creates a confound for our experiments.

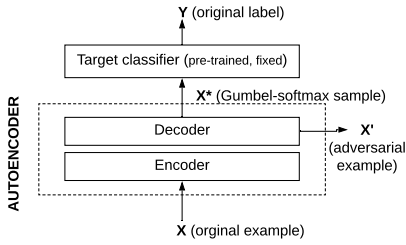


Figure 1: Framework to generate adversarial examples.

3.3 Model-based Attacking Method

The benchmark methods we test (Section 3.2) are gradient-based and optimisation-based attacks (Section 2). We propose an alternative model-based method to train a separate generative model to generate text adversarial examples. Denoting the generative model as \mathcal{G} , we train it to generate an adversarial example X' given an input example X such that X' is similar to X but that it changes the prediction of the target classifier \mathcal{D} , i.e. $X' \sim X$ and $\mathcal{D}(X') \neq \mathcal{D}(X)$.

For images, it is straightforward to combine \mathcal{G} and \mathcal{D} in the same network and use the loss of \mathcal{D} to update \mathcal{G} because X' is continuous and can be fed to \mathcal{D} while keeping the whole network differentiable. For texts, X' are discrete symbols (typically decoded with argmax or beam-search) and so the network is not fully differentiable. To create a fully differentiable network with $\mathcal{G} + \mathcal{D}$, we propose to use Gumbel-Softmax to imitate the categorical distribution [Jang *et al.*, 2016]. As the temperature (τ) of Gumbel-Softmax sampling approaches 0, the distribution of the sampled output X^* is identical to X' . We illustrate this in Figure 1, where X^* is fed to \mathcal{D} during training while X' is generated as the output (i.e. the adversarial example) at test time.

\mathcal{G} is designed as an auto-encoder to reconstruct the input (denoted as AUTOENCODER), with the following objectives to capture the evaluation criteria described in Section 1:

- L_{adv} , the adversarial loss that maximises the cross-entropy of \mathcal{D} ;
- L_{seq} , the auto-encoder loss to reconstruct X' from X' ;
- L_{sem} , the cosine distance between the mean embeddings of X and X^* .

L_{adv} ensures that the adversarial examples are fooling the classifier (criterion (a)); L_{seq} regulates the adversarial example so that it isn't too different from the original input and has a reasonable language (criteria (b) and (c)); and L_{sem} constrains the underlying semantic content of the original and adversarial sentences to be similar (criterion (b)); so reduces the likelihood of a sentiment flip (indirectly for criteria (d)). Note that criteria (d) is the perhaps the most difficult aspect to handle, as its interpretation is ultimately a human judgement.

We use two scaling hyper-parameters λ_{ae} and λ_{seq} to weigh the three objectives: $\lambda_{ae}(\lambda_{seq} * L_{seq} + (1 - \lambda_{seq}) * L_{sem}) + (1 - \lambda_{ae}) * L_{adv}$. We introduce attention layers to AUTOENCODER and test both greedy and beam search decoding to improve the quality of generated adversarial examples. During training we alternate between positive-to-negative and negative-to-positive attack for different mini-batches.

Partition	yelp50	yelp200	imdb400
Train	407,298	2,161,736	18,903
Dev	22,536	10,916	1,657
Test	22,608	10,916	20,787

Table 1: Dataset statistics.

4 Experiments

4.1 Datasets

We construct three datasets based on IMDB reviews⁵ and Yelp reviews⁶. The IMDB dataset is binarised⁷ and split into a training and test set, each with 25K reviews (2K reviews from the training set are reserved for development). We filter out any review that has more than 400 tokens, producing the final dataset (imdb400). For Yelp, we binarise the ratings⁸, and create 2 datasets, where we keep only reviews with ≤ 50 tokens (yelp50) and ≤ 200 tokens (yelp200). We randomly partition both datasets into train/dev/test sets (90/5/5 for yelp50; 99/0.5/0.5 for yelp200). For all datasets, we use spaCy⁹ for tokenisation. We train and tune target classifiers (see Section 3.1) using the training and development sets; and evaluate their performance on the original examples in the test sets as well as the adversarial examples generated by attacking methods for the test sets. Note that AUTOENCODER also involves a training process, for which we train and tune AUTOENCODER using the training and development sets in yelp50, yelp200 and imdb400. Statistics of the three datasets are presented in Table 1. These datasets present a variation in the text lengths (e.g. the average number of words for yelp50, yelp200 and imdb400 is 34, 82 and 195 words respectively), training data size (e.g. the number of training examples for target classifiers for imdb400, yelp50 and yelp200 are 18K, 407K and 2M, respectively) and input domain (e.g. restaurant vs. movie reviews).

4.2 Implementation Details

We use the pre-trained glove.840B.300d embeddings [Pennington *et al.*, 2014] for all 6 attacking methods. For FGM, FGVM and DEEPFOOL, we tune ϵ , the overshoot hyper-parameter (Section 3.2) and keep the iterative step n static (5).¹⁰ For TYC, besides ϵ we also tune the upper limit of flipped words, ranging from 10%–100% of the maximum length. For HOTFLIP, we tune only the upper limit of flipped words, in the range of [1, 7].

We pre-train AUTOENCODER to reconstruct sentences in different datasets as we found that this improves the quality of the generated adversarial examples.¹¹ During pre-training, we tune batch size, number of layers and number of units,

⁵<https://www.kaggle.com/iarunava/imdb-movie-reviews-dataset>

⁶<https://www.yelp.com/dataset>

⁷Ratings ≥ 7 is set as positive and ratings ≤ 4 as negative.

⁸Ratings ≥ 4 is set as positive and ratings ≤ 2 as negative.

⁹spaCy: <https://spacy.io>

¹⁰We search for the best ϵ within a large range (orders of magnitude in difference) to achieve a particular attacking performance.

¹¹Pre-trained BLEU performance is 97.7, 99.2 and 94.8 on yelp50, yelp200 and imdb400, respectively.

(A)		Dataset: yelp50								
Models: acc		BiLSTM+A: 96.8			CNN: 94.3			BiLSTM: 96.6		
Attack	ACC	BLEU	ACPT	ACC	BLEU	ACPT	ACC	BLEU	ACPT	
T0	FGM	93.0	34.6	-25.9	92.3	65.9	-16.6	90.5	30.0	-25.9
	FGVM	93.4	29.1	-17.7	93.4	89.0	-5.8	92.9	19.6	-21.4
	DEEPFOOL	94.7	20.1	-20.6	92.7	68.6	-15.0	93.9	16.0	-17.8
	TYC	91.7	64.7	-14.4	90.4	59.0	-16.9	90.8	65.4	-13.6
	HOTFLIP	92.5	92.6	-3.7	-	-	-	93.2	92.7	-3.5
	AUTOENCODER	91.4	84.4	-7.1	93.5	96.6	-1.1	90.6	83.7	-4.2
T1	FGM	88.7	15.4	-28.9	82.2	16.3	-35.2	81.0	11.6	-27.7
	FGVM	83.9	7.6	-12.1	82.6	20.6	-34.0	85.4	11.4	-15.8
	DEEPFOOL	86.8	13.4	-10.1	84.6	17.5	-34.4	80.8	5.6	-0.7
	TYC	83.8	48.3	-18.9	87.6	41.2	-21.8	81.8	47.4	-19.0
	HOTFLIP	80.3	85.6	-7.0	81.5	92.5	-3.8	82.8	85.1	-7.0
	AUTOENCODER	85.2	82.7	-4.7	88.7	88.4	-5.2	83.6	70.8	-8.6
T2	FGM	72.7	2.7	-34.5	71.9	2.4	-38.5	71.4	3.3	-28.8
	FGVM	77.8	4.6	-9.3	71.7	7.0	-38.3	70.9	0.3	-4.6
	DEEPFOOL	72.1	3.1	-12.6	70.9	5.4	-38.3	72.0	2.9	0.5
	TYC	75.3	41.2	-20.7	73.4	38.9	-21.4	77.5	43.1	-19.9
	HOTFLIP	75.3	80.0	-7.8	70.8	84.7	-7.1	70.6	78.7	-9.8
	AUTOENCODER	76.5	67.0	-4.3	71.4	68.1	-11.9	69.7	48.9	-13.6

(B)		Target classifier: BiLSTM+A								
Datasets: acc		yelp50: 96.8			yelp200: 97.9			imdb400: 91.0		
Attack	ACC	BLEU	ACPT	ACC	BLEU	ACPT	ACC	BLEU	ACPT	
T0	FGM	93.0	34.6	-25.9	92.1	13.8	-37.8	88.1	26.9	-22.6
	FGVM	93.4	29.1	-17.7	94.2	55.4	-18.3	87.5	73.5	-13.5
	DEEPFOOL	94.7	20.1	-20.6	-	-	-	88.7	37.6	-27.7
	TYC	91.7	64.7	-14.4	90.3	51.2	-20.3	89.6	92.6	-3.5
	HOTFLIP	92.5	92.6	-3.7	90.8	96.4	-3.3	-	-	-
	AUTOENCODER	91.4	84.4	-7.1	93.7	44.7	-16.5	89.7	89.1	-2.2
T1	FGM	88.7	15.4	-28.9	81.6	23.0	-37.0	70.8	9.0	-49.4
	FGVM	83.9	7.6	-12.1	80.8	17.2	-35.7	69.1	36.6	-22.9
	DEEPFOOL	86.8	13.4	-10.1	82.3	19.1	-9.0	69.0	16.3	-19.7
	TYC	83.8	48.3	-18.9	86.9	42.6	-23.7	71.7	55.3	-16.9
	HOTFLIP	80.3	85.6	-7.0	83.2	94.8	-4.1	72.2	98.6	-1.5
	AUTOENCODER	85.2	82.7	-4.7	86.7	34.1	-16.2	78.2	82.3	-4.7
T2	FGM	72.7	2.7	-34.5	72.8	6.9	-28.5	52.5	6.2	-27.1
	FGVM	77.8	4.6	-9.3	70.6	1.5	-5.4	39.7	18.6	-38.5
	DEEPFOOL	72.1	3.1	-12.6	72.2	7.7	-25.4	59.9	2.9	-29.4
	TYC	75.3	41.2	-20.7	76.9	36.3	-23.5	64.6	47.9	-19.6
	HOTFLIP	75.3	80.0	-7.8	77.0	93.8	-4.7	55.8	98.1	-1.9
	AUTOENCODER	76.5	67.0	-4.3	73.4	26.2	-19.1	52.9	75.3	-16.3

Table 2: Results based on automatic metrics. Top half (A) presents 3 different target classifiers evaluated on one dataset (yelp50); bottom half (B) tests 3 datasets using one classifier (BiLSTM+A). For ACPT, less negative values are better. Boldface indicates optimal performance in each column.

and stop the training after the performance on the development sets stops improving for 20K steps. The model is then initialised with the pre-trained weights and trained based on objectives defined in Section 3.3. During the training process we tune λ_{ae} and λ_{seq} while keeping the batch size (32) and learning rate ($1e^{-4}$) fixed¹². As part of our preliminary study, we also tested different values for the Gumbel-softmax temperature τ and find that $\tau = 0.1$ performs the best. Embeddings are fixed throughout all training processes.

For target classifiers, we tune batch size, learning rate, number of layers, number of units, attention size (BiLSTM+A), filter sizes and dropout probability (CNN). For BERT, we use the default fine-tuning hyper-parameter values except for batch size, where we adjust based on memory consumption. Note that after the target classifiers are trained their weights are not updated when training or testing the attacking methods.

¹²Optimal λ_{ae} values ranges from 0.2–0.3 while λ_{seq} 0.7–1.0.

5 Evaluation

We propose both automatic metrics and manual evaluation strategies to assess the quality of adversarial examples, based on four criteria defined in Section 1: (a) attacking performance (i.e. how well they fool the classifier); (b) textual similarity between the original input and the adversarial input; (c) fluency of the adversarial example; and (d) label preservation. Note that the automatic metrics only address the first 3 criteria (a, b and c); we contend that criterion (d) requires manual evaluation, as the judgement of whether the original label is preserved is inherently a human decision.

5.1 Automatic Evaluation: Metrics

As sentiment classification is our target task, we use the standard classification accuracy (ACC) to evaluate the attacking performance of adversarial examples (criterion (a)).

To assess the similarity between the original and (transformed) adversarial examples (criteria (b)), we compute BLEU scores [Papineni *et al.*, 2002].

To measure fluency, we first explore a supervised BERT model fine-tuned to predict linguistic acceptability [Devlin *et al.*, 2018]. However, in preliminary experiments we found that BERT performs very poorly at predicting the acceptability of adversarial examples (e.g. it predicts word-salad-like sentences generated by FGVM as very acceptable), revealing the brittleness of these supervised models. We next explore an unsupervised approach [Lau *et al.*, 2015; Lau *et al.*, 2017], using normalised sentence probabilities estimated by pre-trained language models for measuring acceptability. In the original papers, the authors tested simple recurrent language models; here we use modern pre-trained language models such as GPT-2 [Radford *et al.*, 2019] and XLNet [Yang *et al.*, 2019]. Our final acceptability metric (ACPT) is based on normalised XLNet sentence probabilities: $\log P(s)/(((5 + |s|)/(5 + 1))^\alpha)$, where s is the sentence, and α is a hyper-parameter (set to 0.8) to dampen the impact of large values [Vaswani *et al.*, 2017].

We only computed BLEU and ACPT scores for adversarial examples that have successfully fooled the classifier. Our rationale is that unsuccessful examples can artificially boost these scores by not making any modifications, and so the better approach is to only consider successful examples.

5.2 Automatic Evaluation: Results

We present the performance of the attacking methods against 3 target classifiers (Table 2A; top) and on 3 datasets (Table 2B; bottom). We choose 3 ACC thresholds for the attacking performance: T0, T1 and T2, which correspond approximately to accuracy scores of 90%, 80% and 70% for the Yelp datasets (yelp50, yelp200); and 80%, 70% and 50% for the IMDB datasets (imdb400).¹³ Each method is tuned accordingly to achieve a particular accuracy. Missing numbers (dashed lines) indicate the method is unable to produce the desired accuracy, e.g. HOTFLIP with only 1 word flip produces 81.5% accuracy (T1) when attacking CNN on yelp50, and so T0 accuracy is unachievable.

¹³Note: lower accuracy indicates better attacking performance.

Looking at BLEU and ACPT, HOTFLIP is the most consistent method over multiple datasets and classifiers. AUTOENCODER is also fairly competitive, producing largely comparable performance (except for the `yelp200` dataset). Gradient-based methods FGM and FGVM perform very poorly. In general, they tend to produce word salad adversarial examples, as indicated by their poor BLEU scores. DEEPFOOL similarly generates incoherent sentences with low BLEU scores, but occasionally produces good ACPT (BiLSTM at T1 and T2), suggesting potential brittleness of the unsupervised approach for evaluating acceptability.

Comparing the performance across different ACC thresholds, we observe a consistent pattern of decreasing performance over all metrics as the attacking performance increases from T0 to T2. These observations suggest that all methods are trading off fluency and content preservation as they attempt to generate stronger adversarial examples.

We now focus on Table 2A, to understand the impact of model architecture for the target classifier. With 1 word flip as the upper limit for HOTFLIP, the accuracy of BiLSTM+A and BiLSTM drops to T0 (approximately 4% accuracy decrease) while the accuracy of CNN drops to T1 (approximately 13% accuracy decrease), suggesting that convolutional networks are more vulnerable to attacks (noting that it is the predominant architecture for CV). Looking at Table 2B, we also find that the attacking performance is influenced by the input text length and the number of training examples for target classifiers. For HOTFLIP, we see improvements over BLEU and ACPT as text length increases from `yelp50` to `yelp200` to `imdb400`, indicating the performance of HOTFLIP is more affected by input lengths. We think this is because with more words it is more likely for HOTFLIP to find a vulnerable spot to target. While for TYC and AUTOENCODER, we see improvements over BLEU and ACPT as the number of training examples for target classifier decreases from `yelp200` (2M) to `yelp50` (407K) to `imdb400` (22K), indicating these two methods are less effective for attacking target classifiers that are trained with more data. Therefore, increasing the training data for target classifier may improve their robustness against adversarial examples that are generated by certain methods.

As a black-box test to check how well these adversarial examples generalise to fooling other classifiers, also known as *transferability*, we feed the adversarial examples from the 3 best methods, i.e. TYC, HOTFLIP and AUTOENCODER, to a pre-trained BERT trained for sentiment classification (Figure 2) and measure its accuracy. Unsurprisingly, we observe that the attacking performance (i.e. the drop in ACC) is not as good as those reported for the white-box tests. Interestingly, we find that HOTFLIP, the best method, produces the least effective adversarial examples for BERT. Both TYC and AUTOENCODER perform better here, as their generated adversarial examples do well in fooling BERT.

To summarise, our results demonstrate that the best white-box methods (e.g. HOTFLIP) may not produce adversarial examples that generalise to fooling other classifiers. We also saw that convolutional networks are more vulnerable than recurrent networks, and that dataset features such as text lengths and training data size (for target classifiers) can influence how

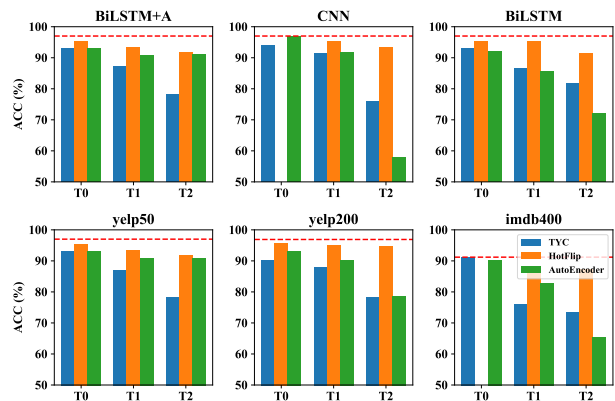


Figure 2: Accuracy of BERT on adversarial examples generated from TYC, HOTFLIP and AUTOENCODER for different target classifiers (top row) and for different datasets (bottom row). BERT’s accuracy on original examples are denoted as red line in each plot.

difficult it is to perform adversarial attack.

5.3 Human Evaluation: Design

Automatic metrics provide a proxy to quantify the quality of the adversarial examples. To validate that these metrics work, we conduct a crowdsourcing experiment on Figure-Eight.¹⁴ Recall that the automatic metrics do not assess sentiment preservation (criterion (d)); we evaluate that aspect here.

We experiment with the 3 best methods (TYC, AUTOENCODER and HOTFLIP) on 2 accuracy thresholds (T0 and T2), using BiLSTM+A as the classifier. For each method and threshold, we randomly sample 25 positive-to-negative and 25 negative-to-positive examples. To control for quality, we reserve and annotate 10% of the samples ourselves as control questions. Workers are first presented with 10 control questions as a quiz, and only those who pass the quiz with at least 80% accuracy can continue to work on the task. We display 10 questions per page, where one control question is embedded to continue monitor worker performance.¹⁵ The task is designed such that each control question can only be seen once per worker. We restrict our jobs to workers in United States, United Kingdoms, Australia, and Canada.

To evaluate the criteria discussed in Section 1: (b) textual similarity, (c) fluency, and (d) sentiment preservation, we ask the annotators three questions:

1. Is snippet B a good paraphrase of snippet A?
 Yes Somewhat yes No
2. How natural does the text read?
 Very unnatural Somewhat natural Natural
3. What is the sentiment of the text?
 Positive Negative Cannot tell

For question 1, we display both the adversarial input and the original input, while for question 2 and 3 we present only the adversarial example. As an upper-bound, we also run a survey on question 2 and 3 for 50 random original samples.

¹⁴<https://www.figure-eight.com/>

¹⁵Workers are required to maintain their performance (80% accuracy) throughout the annotation process.

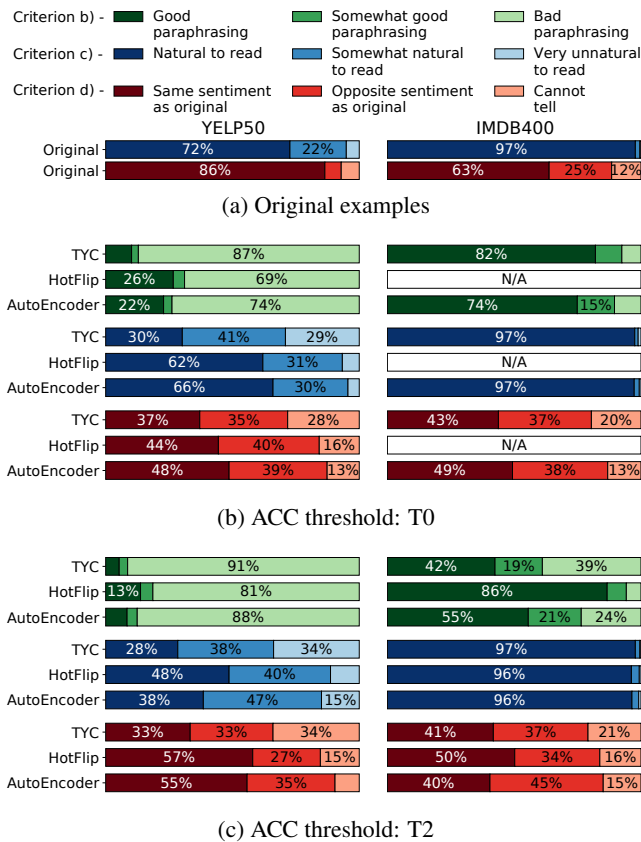


Figure 3: Human evaluation results.

5.4 Human Evaluation: Results

We present the percentage of answers to each question in Figure 3. The green bars illustrate how well the adversarial examples paraphrase the original ones; blue how natural the adversarial examples read; and red whether the sentiment of the adversarial examples is consistent compared to the original.

Looking at the performance of the original sentences (“(a) Original samples”), we see that their language is largely fluent and their sentiment is generally consistent to the original examples’, although it’s worth noting that the review sentiment of `imdb400` can be somewhat ambiguous (63% agreement). We think this is due to movie reviews being more descriptive and therefore creating potential ambiguity in their expression of sentiment.

On content preservation (criterion (b); green bars), all methods produce poor paraphrases on `yelp50`. For `imdb400`, however, the results are more promising; adversarial examples generated by HOTFLIP, in particular, are good, even at T2.

Next we look at fluency (criterion (c); blue bars). We see a similar trend: performance in `imdb400` is substantially better than `yelp50`. In fact we see almost no decrease in fluency in the adversarial examples compared to the original in `imdb400`. In `yelp50`, HOTFLIP and AUTOENCODER are fairly competitive, producing adversarial examples that are only marginally less fluent compared to the original at T0. At

T2, however, these methods begin to trade off fluency. All in all, the paraphrasability and fluency surveys suggest that `imdb400` is an easier dataset for adversarial experiments, and it is the predominant dataset used by most studies.¹⁶

Lastly, we consider sentiment preservation (criterion (d); red bars). All methods perform poorly at preserving the original sentiment on both `yelp50` and `imdb400` datasets. The artifact is arguably more profound on shorter inputs, as the original examples in `imdb400` have lower agreement in the first place (`yelp50` vs. `imdb400`: 86% vs. 63%). Again both HOTFLIP and AUTOENCODER are the better methods here (interestingly, we observe an increase in agreement as their attacking performance increases from T0 and T2).

Summarising our findings, HOTFLIP is generally the best method across all criteria, noting that its adversarial examples, however, have poor transferability. TYC generates good black-box adversarial examples but do not do well in terms of content preservation and fluency. AUTOENCODER produces comparable results with HOTFLIP for meeting the four criteria and generates examples that generalise reasonably, but it is very sensitive to the increase of training examples for the target classifier. The ACPT metric appears to be effective in evaluating fluency, as we see good agreement with human evaluation. All said, we found that all methods tend to produce adversarial examples that do not preserve their original sentiments, revealing that these methods in a way “cheat” by simply flipping the sentiments of the original sentences to fool the classifier, and therefore the adversarial examples might be ineffective for adversarial training, as they are not examples that reveal potential vulnerabilities in the classifier.

6 Conclusion

We propose an evaluation framework for assessing the quality of adversarial examples in NLP, based on four criteria: (a) attacking performance, (b) textual similarity; (c) fluency; (d) label preservation. Our framework involves both automatic and human evaluation, and we test 5 benchmark methods and a novel auto-encoder approach. We found that the architecture of the target classifier is an important factor when it comes to attacking performance, e.g. CNNs are more vulnerable than LSTMs; dataset features such as length of text, training data size (for target classifiers) and input domains are also influencing factors that affect how difficulty it is to perform adversarial attack; and the predominant dataset (IMDB) used by most studies is comparatively easy for adversarial attack. Lastly, we also observe in our human evaluation that on shorter texts (Yelp) these methods produce adversarial examples that tend not to preserve their semantic content and have low readability. More importantly, these methods also “cheat” by simply flipping the sentiment in the adversarial examples, and this behaviour is evident on both datasets, suggesting they could be ineffective for adversarial training.

¹⁶ Another way to look at this is: as the restaurant reviews are more straightforward (high sentiment agreement in the original examples; Figure 3 (a)), the net effect is that sentiment classification is “easier” for the restaurant reviews (as the classifier can make the decision based on vocabulary choices), which in turn make adversarial attacks “harder”.

References

- [Carlini and Wagner, 2017] Nicholas Carlini and David Wagner. Towards evaluating the robustness of neural networks. In *2017 IEEE Symposium on Security and Privacy (SP)*, pages 39–57. IEEE, 2017.
- [Chen *et al.*, 2017] Pin-Yu Chen, Huan Zhang, Yash Sharma, Jinfeng Yi, and Cho-Jui Hsieh. Zoo: Zeroth order optimization based black-box attacks to deep neural networks without training substitute models. In *Proceedings of the 10th ACM Workshop on Artificial Intelligence and Security*, pages 15–26. ACM, 2017.
- [Devlin *et al.*, 2018] Jacob Devlin, Ming-Wei Chang, Kenton Lee, and Kristina Toutanova. Bert: Pre-training of deep bidirectional transformers for language understanding. *arXiv preprint arXiv:1810.04805*, 2018.
- [Dong *et al.*, 2018] Yinpeng Dong, Fangzhou Liao, Tianyu Pang, Hang Su, Jun Zhu, Xiaolin Hu, and Jianguo Li. Boosting adversarial attacks with momentum. In *Proceedings of the IEEE conference on computer vision and pattern recognition*, pages 9185–9193, 2018.
- [Ebrahimi *et al.*, 2017] Javid Ebrahimi, Anyi Rao, Daniel Lowd, and Dejing Dou. Hotflip: White-box adversarial examples for text classification. *arXiv preprint arXiv:1712.06751*, 2017.
- [Gao *et al.*, 2018] Ji Gao, Jack Lanchantin, Mary Lou Soffa, and Yanjun Qi. Black-box generation of adversarial text sequences to evade deep learning classifiers. In *2018 IEEE Security and Privacy Workshops (SPW)*, pages 50–56. IEEE, 2018.
- [Gong *et al.*, 2018] Zhitao Gong, Wenlu Wang, Bo Li, Dawn Song, and Wei-Shinn Ku. Adversarial texts with gradient methods. *arXiv preprint arXiv:1801.07175*, 2018.
- [Goodfellow *et al.*, 2014] Ian J Goodfellow, Jonathon Shlens, and Christian Szegedy. Explaining and harnessing adversarial examples. *arXiv preprint arXiv:1412.6572*, 2014.
- [Hochreiter and Schmidhuber, 1997] Sepp Hochreiter and Jürgen Schmidhuber. Long short-term memory. *Neural computation*, 9(8):1735–1780, 1997.
- [Jang *et al.*, 2016] Eric Jang, Shixiang Gu, and Ben Poole. Categorical reparameterization with gumbel-softmax. *arXiv preprint arXiv:1611.01144*, 2016.
- [Kim, 2014] Yoon Kim. Convolutional neural networks for sentence classification. *arXiv preprint arXiv:1408.5882*, 2014.
- [Kurakin *et al.*, 2016] Alexey Kurakin, Ian Goodfellow, and Samy Bengio. Adversarial examples in the physical world. *arXiv preprint arXiv:1607.02533*, 2016.
- [Lau *et al.*, 2015] Jey Han Lau, Alexander Clark, and Shalom Lappin. Unsupervised prediction of acceptability judgements. In *Proceedings of the Joint conference of the 53rd ACL and the 7th ACL-IJCNLP 2015*, pages 1618–1628, Beijing, China, 2015.
- [Lau *et al.*, 2017] Jey Han Lau, Alexander Clark, and Shalom Lappin. Grammaticality, Acceptability, and Probability: A Probabilistic View of Linguistic Knowledge. *Cognitive Science*, 41:1202–1241, 2017.
- [Li *et al.*, 2018] Jinfeng Li, Shouling Ji, Tianyu Du, Bo Li, and Ting Wang. Textbugger: Generating adversarial text against real-world applications. *arXiv preprint arXiv:1812.05271*, 2018.
- [Moosavi-Dezfooli *et al.*, 2016] Seyed-Mohsen Moosavi-Dezfooli, Alhussein Fawzi, and Pascal Frossard. Deepfool: a simple and accurate method to fool deep neural networks. In *Proceedings of the IEEE CVPR*, pages 2574–2582, 2016.
- [Papineni *et al.*, 2002] Kishore Papineni, Salim Roukos, Todd Ward, and Wei-Jing Zhu. BLEU: a method for automatic evaluation of machine translation. In *Proceedings of the 40th ACL*, pages 311–318, Philadelphia, Pennsylvania, USA, 2002.
- [Pennington *et al.*, 2014] Jeffrey Pennington, Richard Socher, and Christopher Manning. Glove: Global vectors for word representation. In *Proceedings of the EMNLP (2014)*, pages 1532–1543, 2014.
- [Radford *et al.*, 2019] Alec Radford, Jeff Wu, Rewon Child, David Luan, Dario Amodei, and Ilya Sutskever. Language models are unsupervised multitask learners. 2019.
- [Szegedy *et al.*, 2013] Christian Szegedy, Wojciech Zaremba, Ilya Sutskever, Joan Bruna, Dumitru Erhan, Ian Goodfellow, and Rob Fergus. Intriguing properties of neural networks. *arXiv preprint arXiv:1312.6199*, 2013.
- [Tsai *et al.*, 2019] Yi-Ting Tsai, Min-Chu Yang, and Han-Yu Chen. Adversarial attack on sentiment classification. In *Proceedings of the 2019 ACL Workshop Black-boxNLP: Analyzing and Interpreting Neural Networks for NLP*, pages 233–240, 2019.
- [Vaswani *et al.*, 2017] Ashish Vaswani, Noam Shazeer, Niki Parmar, Jakob Uszkoreit, Llion Jones, Aidan N Gomez, Łukasz Kaiser, and Illia Polosukhin. Attention is all you need. In *Advances in Neural Information Processing Systems 30*, pages 5998–6008, 2017.
- [Wang *et al.*, 2016] Yequan Wang, Minlie Huang, Li Zhao, et al. Attention-based lstm for aspect-level sentiment classification. In *Proceedings of the 2016 conference on empirical methods in natural language processing*, pages 606–615, 2016.
- [Wang *et al.*, 2019] Wenqi Wang, Lina Wang, Run Wang, Zhibo Wang, and Aoshuang Ye. Towards a robust deep neural network in texts: A survey, 2019.
- [Xiao *et al.*, 2018] Chaowei Xiao, Bo Li, Jun-Yan Zhu, Warren He, Mingyan Liu, and Dawn Song. Generating adversarial examples with adversarial networks. *arXiv preprint arXiv:1801.02610*, 2018.
- [Yang *et al.*, 2019] Zhilin Yang, Zihang Dai, Yiming Yang, Jaime G. Carbonell, Ruslan Salakhutdinov, and Quoc V. Le. XLNet: Generalized autoregressive pretraining for language understanding. *CoRR*, abs/1906.08237, 2019.