

EdgeNets: Edge Varying Graph Neural Networks

Elvin Isufi, Fernando Gama and Alejandro Ribeiro

Abstract—Driven by the outstanding performance of neural networks in the structured Euclidean domain, recent years have seen a surge of interest in developing neural networks for graphs and data supported on graphs. The graph is leveraged at each layer of the neural network as a parameterization to capture detail at the node level with a reduced number of parameters and computational complexity. Following this rationale, this paper puts forth a general framework that unifies state-of-the-art graph neural networks (GNNs) through the concept of EdgeNet. An EdgeNet is a GNN architecture that allows different nodes to use different parameters to weigh the information of different neighbors. By extrapolating this strategy to more iterations between neighboring nodes, the EdgeNet learns edge- and neighbor-dependent weights to capture local detail. This is the most general local operation that a node can perform and encompasses under one formulation all existing graph convolutional neural networks (GCNNs) as well as graph attention networks (GATs). In writing different GNN architectures with a common language, EdgeNets highlight specific architecture advantages and limitations, while providing guidelines to improve their capacity without compromising their local implementation. For instance, we show that GCNNs have a parameter sharing structure that induces permutation equivariance. This can be an advantage or a limitation, depending on the application. In cases where it is a limitation, we propose hybrid approaches and provide insights to develop several other solutions that promote parameter sharing without enforcing permutation equivariance. Another interesting conclusion is the unification of GCNNs and GATs—approaches that have been so far perceived as separate. In particular, we show that GATs are GCNNs on a graph that is learned from the features. This particularization opens the doors to develop alternative attention mechanisms for improving discriminatory power.

Index Terms—Edge varying, graph neural networks, graph signal processing, graph filters, learning on graphs.

1 INTRODUCTION

DATA generated by networks is increasingly common. Examples include user preferences in recommendation systems, writer proclivities in blog networks [2], or properties of assembled molecular compounds [3]. Different from data encountered in the structured temporal or spatial domains, network data lives in high-dimensional irregular spaces. This fact makes difficult to extend tools that exploit the regularity of time and space, leading to a rising interest in novel techniques for dealing with network data [4]. Since graphs are the prominent mathematical tool to model individual node properties—product ratings, writer bias, or molecule properties—along with node dependencies—user similarities, blog hyperlinks, or molecular bonds—the interest in network data has translated into a concomitant increase in the interest in tools for processing graphs and data supported on graphs [5].

In particular, several recent works have proposed graph neural networks (GNNs) as a means of translating to graphs the success convolutional and recurrent neural networks have attained at learning on time and space [6]–[22]. GNNs are first concretized in [6], [7] by means of recursive neighboring node label aggregations combined with pointwise

nonlinearities. The convolutional GNN counterpart appears in [8] where graph convolutions are defined as pointwise operators in the Laplacian’s spectrum. To avoid the cost and numerical instability of spectral decompositions, [9] approximates this spectral convolution with a Chebyshev polynomial on the Laplacian matrix. Parallel to these efforts, the field of graph signal processing has developed notions of graph convolutional filters as polynomials on a matrix representation of a graph [23]–[29]. This has led to GNNs described as architectures that simply replace time convolutions with graph convolutions [10], [11]. A third approach to define GNNs is to focus on the locality of convolutions by replacing the adjacency of points in time with the adjacency of neighbors in a graph; something that can be accomplished by mixing nodes’ features with their neighbor’s features [12], [13].

Despite their different motivations, spectral GNNs [8], [9], polynomial GNNs [10], [11], and local GNNs [12], [13] can all be seen to be equivalent to each other (Section 4). In particular, they all share the reuse of coefficients across all neighborhoods of a graph as well as indifference towards the values of different neighbors. This is an important limitation that is tackled, e.g., by the graph attention networks (GAT) of [18]–[22] through the use of attention mechanisms [30], [31]. In this paper, we leverage edge varying recursion on graphs [32] to provide a generic framework for the design of GNNs that can afford flexibility to use different coefficients at different nodes as well as different weighting to different neighbors of a node (Section 3). Edge varying recursions are linear finite order recursions that allow individual nodes to introduce weights that are specific to the node, specific to each neighbor, and specific to the recursion index. In this way, the edge varying recursion represents the

- Isufi is with the Intelligent Systems Department, Delft University of Technology, Delft, The Netherlands. Gama and Ribeiro are with the Department of Electrical & Systems Engineering, University of Pennsylvania, 19104 Philadelphia, United States. Isufi conducted this research during his postdoctoral period at the Department of Electrical & Systems Engineering, University of Pennsylvania. This work is supported by NSF CCF 1717120, ARO W911NF1710438, ARL DCIST CRA W911NF-17-2-0181, ISTC-WAS and Intel DevCloud.
E-mails: e.isufi-1@tudelft.nl; {fgama, aribeiro}@seas.upenn.edu
Part of this work has been presented in [1].

most general operation that a node can implement locally. I.e., the most general operation that relies on information exchanges only with neighbor nodes (Section 2).

In its most general form the number of learnable parameters of edge varying GNNs (EdgeNets) is of the order of the number of nodes and edges of the graph. To reduce the complexity of this parameterization, we can regularize EdgeNets in different ways by imposing restrictions on the freedom to choose different parameters at different nodes. We explain in this paper that existing GNN architectures are particular cases of EdgeNets associated to different parameter restrictions. We further utilize the insight of edge varying recursions to propose novel GNN architectures. In consequence, the novel contributions of this paper are:

- (i) We define EdgeNets, which parameterize the linear operation of neural networks through a bank of edge varying recursions. EdgeNets are the most generic framework to design GNN architectures (Section 3).
- (ii) We show the approaches in [8]–[17] (among others) are EdgeNets where all nodes use the same parameters. We extend the representing power of these networks by adding some level of variability in weighting different nodes and different edges of a node (Section 4).
- (iii) Replacing finite length polynomials by rational functions provides an alternative parameterization of convolutional GNNs in terms of autoregressive moving average (ARMA) graph filters [29]. These ARMA GNNs generalize rational functions based on Cayley polynomials [14] (Section 4.3).
- (iv) Although GATs and convolutional GNNs are believed to be different entities, GATs can be understood as GNNs with convolutional graph filters where a graph is learned ad hoc in each layer to represent the required abstraction between nodes. The weights of this graph choose neighbors whose values should most influence the computations at a particular node. This reinterpretation allows for the proposal of more generic GATs with higher expressive power (Section 5).

The rest of the paper is organized as follows. Section 2 reviews edge varying recursions on graphs and Section 3 introduces edge varying GNNs (EdgeNets). Section 4 discusses how existing GNN approaches are particular cases of EdgeNets and provides respective extensions. Section 5 is devoted to GAT networks. Numerical results are provided in Section 6 and conclusions are drawn in Section 7.

2 EDGE VARYING LINEAR GRAPH FILTERS

Consider a weighted graph \mathcal{G} with vertex set $\mathcal{V} = \{1, \dots, N\}$, edge set $\mathcal{E} \subseteq \mathcal{V} \times \mathcal{V}$ composed of $|\mathcal{E}| = M$ ordered pairs (i, j) , and weight function $\mathcal{W} : \mathcal{E} \rightarrow \mathbb{R}$. For each node i , define the neighborhood $\mathcal{N}_i = \{j : (j, i) \in \mathcal{E}\}$ as the set of nodes connected to i and let $N_i := |\mathcal{N}_i|$ denote the number of elements (neighbors) in this set. Associated with \mathcal{G} is a graph shift operator matrix $\mathbf{S} \in \mathbb{R}^{N \times N}$ whose sparsity pattern matches that of the edge set, i.e., entry $S_{ij} \neq 0$ when $(j, i) \in \mathcal{E}$ or when $i = j$. Supported on the vertex set are graph signals $\mathbf{x} = [x_1, \dots, x_N]^\top \in \mathbb{R}^N$ in which component x_i is associated with node $i \in \mathcal{V}$.

The adjacency of points in time signals or the adjacency of points in images codifies a sparse and local relationship between signal components. This sparsity and locality is leveraged by time or space filters. Similarly, \mathbf{S} captures the sparsity and locality of the relationship between components of a signal \mathbf{x} supported on \mathcal{G} . It is then natural to take the shift operator as the basis for defining filters for graph signals. In this spirit, let $\Phi^{(0)}$ be an $N \times N$ diagonal matrix and $\Phi^{(1)}, \dots, \Phi^{(K)}$ be a collection of K matrices sharing the sparsity pattern of $\mathbf{I}_N + \mathbf{S}$. Consider then the sequence of signals $\mathbf{z}^{(k)}$ as

$$\mathbf{z}^{(k)} = \prod_{k'=0}^k \Phi^{(k')} \mathbf{x} = \Phi^{(k:0)} \mathbf{x}, \quad \text{for } k = 0, \dots, K \quad (1)$$

where the product matrix $\Phi^{(k:0)} := \prod_{k'=0}^k \Phi^{(k')} = \Phi^{(k)} \dots \Phi^{(0)}$ is defined for future reference. Signal $\mathbf{z}^{(k)}$ can be computed using the recursion

$$\mathbf{z}^{(k)} = \Phi^{(k)} \mathbf{z}^{(k-1)}, \quad \text{for } k = 0, \dots, K \quad (2)$$

with initialization $\mathbf{z}^{(-1)} = \mathbf{x}$. This recursive expression implies signal $\mathbf{z}^{(k)}$ is produced from $\mathbf{z}^{(k-1)}$ using operations that are local in the graph. Indeed, since $\Phi^{(k)}$ shares the sparsity pattern of \mathbf{S} , node i computes its component $z_i^{(k)}$ as

$$z_i^{(k)} = \sum_{j \in \mathcal{N}_i \cup i} \Phi_{ij}^{(k)} z_j^{(k-1)}. \quad (3)$$

Particularizing (3) to $k = 0$, it follows that each node i builds the i th entry of $\mathbf{z}^{(0)}$ as a scaled version of its signal \mathbf{x} by the diagonal matrix $\Phi^{(0)}$, i.e., $z_i^{(0)} = \Phi_{ii}^{(0)} x_i$. Particularizing to $k = 1$, (3) yields the components of $\mathbf{z}^{(1)}$ depend on the values of the signal \mathbf{x} at most at neighboring nodes. Particularizing to $k = 2$, (3) shows the components of $\mathbf{z}^{(2)}$ depend only on the values of signal $\mathbf{z}^{(1)}$ at neighboring nodes which, in turn, depend only on the values of \mathbf{x} at their neighbors. Thus, the components of $\mathbf{z}^{(2)}$ are a function of the values of \mathbf{x} at most at the respective two-hop neighbors. Repeating this argument iteratively, $z_i^{(k)}$ represents an aggregation of information at node i coming from its k -hop neighborhood—see Figure 1.

The collection of signals $\mathbf{z}^{(k)}$ behaves like a sequence of scaled shift operations except that instead of shifting the signal in time, the signal is diffused through the graph (the signal values are *shifted* between neighboring nodes). Leveraging this interpretation, the graph filter output \mathbf{u} is defined as the sum

$$\mathbf{u} = \sum_{k=0}^K \mathbf{z}^{(k)} = \sum_{k=0}^K \Phi^{(k:0)} \mathbf{x}. \quad (4)$$

A filter output in time is a sum of scaled and shifted copies of the input signal. That (4) behaves as a filter follows from interpreting $\Phi^{(k:0)}$ as a scaled shift, which holds because of its locality. Each shift $\Phi^{(k:0)}$ is a recursive composition of individual shifts $\Phi^{(k)}$. These individual shifts represent different operators that respect the structure of \mathcal{G} while reweighing individual edges differently when needed.

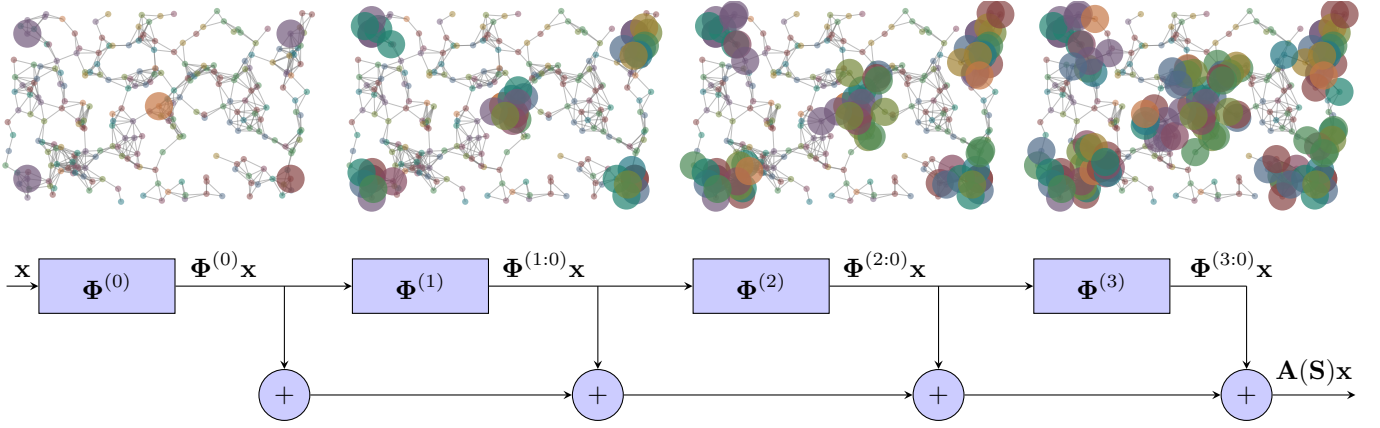


Fig. 1. Edge Varying Graph Filters. Each edge varying matrix $\Phi^{(k)}$ acts as a different shift operator that locally combines the graph signal. (Top-left) The colored discs are centered at five reference nodes and their coverage shows the amount of local information needed to compute $\mathbf{z}^{(1)} = \Phi^{(1:0)}\mathbf{x}$ at these nodes. The coverage of the discs in the other graphs shows the signal information needed by the reference nodes to produce the successive outputs. (Bottom) Schematic illustration of the edge varying filter output of order $K = 3$.

For future reference define the filter matrix $\mathbf{A}(\mathbf{S})$ so that (4) rewrites as $\mathbf{u} = \mathbf{A}(\mathbf{S})\mathbf{x}$. For this to hold, the filter matrix must be

$$\mathbf{A}(\mathbf{S}) = \sum_{k=0}^K \Phi^{(k:0)} = \sum_{k=0}^K \left(\prod_{k'=0}^k \Phi^{(k')} \right). \quad (5)$$

Following [32], $\mathbf{A}(\mathbf{S})$ is a K th order edge varying graph filter. Each matrix $\Phi^{(k)}$ contains at most $M + N$ nonzero elements corresponding to the nonzero entries of $\mathbf{I}_N + \mathbf{S}$; thus, the total number of parameters that define the filter $\mathbf{A}(\mathbf{S})$ in (5) is $K(M + N) + N$. For short filters, this is smaller than the N^2 components of an arbitrary linear transform. Likewise, in computing $\mathbf{z}^{(k)} = \Phi^{(k)}\mathbf{z}^{(k-1)}$ as per (2) incurs a computational complexity of order $\mathcal{O}(M + N)$. This further results in an overall computational complexity of order $\mathcal{O}(K(M + N))$ for obtaining the filter output \mathbf{u} in (4). The reduced number of parameters and computational cost of the EV graph filter is leveraged in the next section to define graph neural network (GNN) architectures with a controlled number of parameters and computational complexity matched to the sparsity pattern of the graph.

Remark 1. In recursion (2), the edge varying coefficients $\Phi^{(k)}$ up to order k behave as different graph shifts and affect recursion $\mathbf{z}^{(k)}$. Alternatively, we can think of shifting the signal with the original shift operator \mathbf{S} , i.e., $\mathbf{S}\mathbf{z}^{(k-1)}$, followed by the application of a matrix of coefficients $\Phi^{(k)}$, i.e., $\Phi^{(k)}\mathbf{S}\mathbf{z}^{(k-1)}$. This would result in an edge varying filter of the form

$$\mathbf{A}(\mathbf{S}) = \sum_{k=0}^K \Phi^{(k)} \mathbf{S}^{k-1}. \quad (6)$$

The definition in (6) makes the connection with conventional filters more apparent than (4). The matrix power \mathbf{S}^k represents a shift of order k , the matrix $\Phi^{(k)}$ represents an edge varying filter coefficient. Different shifts are scaled differently and combined together with a sum. In fact, a (convolutional) linear time-invariant filter can be recovered from (6) if the shift operator \mathbf{S} is the adjacency matrix of a directed line graph and the filter coefficient matrix is a

scaled identity matrix $\Phi^{(k)} = a_k \mathbf{I}_N$. If \mathbf{S} is the shift operator of a directed line graph but $\Phi^{(k)}$ is an arbitrary matrix, we recover a linear time varying filter. The edge varying filter in (6) retains the number of parameters and the computational complexity of (5)—both of order $\mathcal{O}(K(M + N))$. It has been observed that (6) leads to more stable numerical properties than (5) [32] but we shall see that (5) makes it easier to connect to existing GNN architectures. Both formulations can be used interchangeably. \square

Remark 2. The presence of the edge (j, i) in graph \mathcal{G} is interpreted here as an expectation signal components x_j and x_i are close. The shift operator entry S_{ij} is a measure of the expected similarity. Larger entries indicate linked signal components are more related to each other. Therefore, the definition of the shift operator \mathbf{S} makes it a valid stand-in for any graph representation matrix. Forthcoming discussions are valid whether \mathbf{S} is an adjacency or a Laplacian matrix in any of their various normalized and unnormalized forms. We use \mathbf{S} to keep discussions generic. \square

3 EDGE VARYING GRAPH NEURAL NETWORKS

Edge varying graph filters are the basis for defining GNN architectures through composition with pointwise nonlinear functions. Formally, consider a set of L layers indexed by $l = 1, \dots, L$ and let $\mathbf{A}_l(\mathbf{S}) = \sum_{k=0}^K \Phi_l^{(k:0)}$ be the graph filter used at layer l . A GNN is defined by the recursive expression

$$\mathbf{x}_l = \sigma\left(\mathbf{A}_l(\mathbf{S}) \mathbf{x}_{l-1}\right) = \sigma\left(\sum_{k=0}^K \Phi_l^{(k:0)} \mathbf{x}_{l-1}\right) \quad (7)$$

where we convene that $\mathbf{x}_0 = \mathbf{x}$ is the input to the GNN and \mathbf{x}_L is its output. To augment the representation power of GNNs it is customary to add multiple node features per layer. We do this by defining matrices $\mathbf{X}_l \in \mathbb{R}^{N \times F_l}$ in which each column \mathbf{x}_l^f represents a different graph signal at layer l . These so-called features are cascaded through layers

where they are processed with edge varying graph filters and composed with pointwise nonlinearities according to

$$\mathbf{X}_l = \sigma \left(\sum_{k=0}^K \Phi_l^{(k:0)} \mathbf{X}_{l-1} \mathbf{A}_{lk} \right) \quad (8)$$

where $\mathbf{A}_{lk} \in \mathbb{R}^{F_{l-1} \times F_l}$ is a matrix of coefficients that affords flexibility to process different features with different filter coefficients. It is ready to see that (8) represents a bank of edge varying graph filters applied to a set of F_{l-1} input features \mathbf{x}_{l-1}^g to produce a set of F_l output features \mathbf{x}_l^f . Indeed, if we let $a_{lk}^{fg} = [\mathbf{A}_{lk}]_{fg}$ denote the (f, g) th entry of \mathbf{A}_{lk} , (8) produces a total of $F_{l-1} \times F_l$ intermediate features of the form

$$\mathbf{u}_l^{fg} = \mathbf{A}_l^{fg}(\mathbf{S}) \mathbf{x}_{l-1}^g = \sum_{k=0}^K a_{lk}^{fg} \Phi_l^{(k:0)} \mathbf{x}_{l-1}^g \quad (9)$$

for $g = 1, \dots, F_{l-1}$ and $f = 1, \dots, F_l$. The features \mathbf{u}_l^{fg} are then aggregated across all g and passed through a pointwise nonlinearity to produce the output features of layer l as

$$\mathbf{x}_l^f = \sigma \left(\sum_{g=1}^{F_{l-1}} \mathbf{u}_l^{fg} \right). \quad (10)$$

At layer $l = 1$ the input feature is a graph signal $\mathbf{x}_0^1 = \mathbf{x}$. This feature is passed through F_1 filters to produce F_1 higher level features as per (9). The latter are then processed by a pointwise nonlinearity [cf. (10)] to produce F_1 output features \mathbf{x}_1^f . The subsequent layers $l > 1$ start with F_{l-1} input features \mathbf{x}_{l-1}^g that are passed through the filter bank $\mathbf{A}_l^{fg}(\mathbf{S})$ [cf. (9)] to produce the higher level features \mathbf{u}_l^{fg} . These are aggregated across all $g = 1, \dots, F_{l-1}$ and passed through a nonlinearity to produce the layer's output features \mathbf{x}_l^f [cf. (10)]. In the last layer $l = L$, it is assumed without loss of generality the number of output features is $F_L = 1$. This single feature $\mathbf{x}_L^1 = \mathbf{x}_L$ is the output of the edge varying GNN or, for short, EdgeNet.

The EdgeNet output is a function of the input signal \mathbf{x} and the collection of filter banks \mathbf{A}_l^{fg} [cf. (5)]. Group the filters in the filter tensor $\mathcal{A}(\mathbf{S}) = \{\mathbf{A}_l^{fg}(\mathbf{S})\}_{lfg}$ so that to write the GNN output as the mapping

$$\Psi(\mathbf{x}; \mathcal{A}(\mathbf{S})) = \mathbf{x}_L, \quad \text{with } \mathcal{A}(\mathbf{S}) = \{\mathbf{A}_l^{fg}(\mathbf{S})\}_{lfg}. \quad (11)$$

The filter parameters are trained to minimize a loss over a training set of input-output pairs $\mathcal{T} = \{(\mathbf{x}, \mathbf{y})\}$. This loss measures the difference between the EdgeNet output \mathbf{x}_L and the true value \mathbf{y} averaged over the examples $(\mathbf{x}, \mathbf{y}) \in \mathcal{T}$.

As it follows from (5), the total number of parameters in each filter is $K(M + N) + N$. This gets scaled by the number of filters per layer $F_{l-1} \times F_l$ and the number of layers L . To provide an order bound on the number of parameters that define the edge varying GNN, set the maximum feature number $F = \max_l F_l$ and observe that the number of parameters per layer is at most $(K(M + N) + N)F^2$. Likewise, the computational complexity at each layer is of order $\mathcal{O}(K(M + N)F^2)$. This number of parameters and computational complexity are expected to be smaller than the corresponding numbers of a fully connected neural network. This is a consequence of exploiting the sparse

nature of edge varying filters [cf. (4) and (5)]. A GNN can be then considered as an architecture that exploits the graph structure to reduce the number of parameters of a fully connected neural network. The implicit hypothesis is that signal components associated with different nodes are processed together in accordance with the nodes' proximity in the graph.

We will show that the different existing GNN architectures are particular cases of (9)-(10) using different subclasses of edge varying graph filters (Section 4) and that the same is true for graph attention networks (Section 5). Establishing these relationships allows the proposal of natural architectural generalizations that increase the descriptive power of GNNs while still retaining manageable complexity. The proposed extensions exploit the analogy between edge varying graph filters [cf. (5)] and linear time varying filters (Remark 1).

Remark 3. In the proposed EdgeNet, we considered graphs with single edge features, i.e., each edge is described by a single scalar. However, even when the graph has multiple edge features, say E , the EdgeNet extends readily to this scenario. This can be obtained by seeing the multi-edge featured graph as the union of E graphs $\mathcal{G}_e = (\mathcal{V}, \mathcal{E}_e)$ with identical node set \mathcal{V} and respective shift operator matrix \mathbf{S}_e . For $\{\Phi^{e(k)}\}$ being the collection of the edge varying parameter matrices [cf. (1)] relative to the shift operator \mathbf{S}_e , the l th layer output \mathbf{X}_l [cf. (8)] becomes

$$\mathbf{X}_l = \sigma \left(\sum_{e=1}^E \sum_{k=0}^K \Phi_l^{e(k:0)} \mathbf{X}_{l-1} \mathbf{A}_{lk}^e \right). \quad (12)$$

I.e., the outputs of each filter are aggregated also over the edge-feature dimension. The number of parameters is now at most $(K(M + N) + N)F^2E$ and the computational complexity at each layer is of order $\mathcal{O}(KF^2E(M + N))$. The GNN architectures that follow in the remainder of this manuscript, as a special case of the EdgeNet, can be readily extended to the multi-edge feature scenario by considering (12) instead of (8). The approach in [33] is the particular case of (12) with $K = 1$ and parameter matrix reduced to a scalar coefficient.

4 GRAPH CONVOLUTIONAL NEURAL NETWORKS

Several variants of graph convolutional neural networks (GCNNs) have been introduced in [9]–[12]. They can all be written as GNN architectures in which the edge varying component in (8) is fixed and given by powers of the shift operator matrix $\Phi_l^{(k:0)} = \mathbf{S}^k$,

$$\mathbf{X}_l = \sigma \left(\sum_{k=0}^K \mathbf{S}^k \mathbf{X}_{l-1} \mathbf{A}_{lk} \right). \quad (13)$$

By comparing (9) with (13), it follows this particular restriction yields a tensor $\mathcal{A}(\mathbf{S})$ with filters of the form

$$\mathbf{A}_l^{fg}(\mathbf{S}) = \sum_{k=0}^K a_{lk}^{fg} \mathbf{S}^k \quad (14)$$

for some order K and scalar parameters $a_{l0}^{fg}, \dots, a_{lK}^{fg}$. Our focus on this section is to discuss variations on (14). To sim-

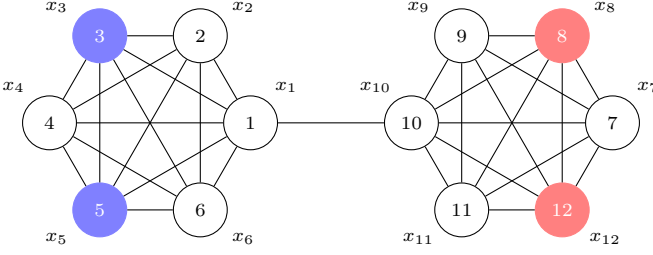


Fig. 2. Permutation equivariance of machine learning on graphs. Many tasks in machine learning on graphs are equivariant to permutations (cf. Proposition 1) but not all are. E.g., we expect agents 3, 5, 8, and 12 to be interchangeable from the perspective of predicting product ratings from the ratings of other nodes. But from the perspective of community classification we expect 3 and 5 or 8 and 12 to be interchangeable, but 3 and 5 are not interchangeable with 8 and 12.

plify the discussion, we omit the layer and feature indices and for the remainder of this section write

$$\mathbf{A}(\mathbf{S}) = \sum_{k=0}^K a_k \mathbf{S}^k. \quad (15)$$

The filters in (15) are of the form in (5) with $\Phi^{(0)} = a_0 \mathbf{I}_N$ and $\Phi^{(k:0)} = a_k \mathbf{S}^k$ for $k \geq 1$. By particularizing \mathcal{G} to the line graph, (15) represents a linear time-invariant filter described by a regular convolution. This justifies using the qualifier convolutional for an architecture with filters of the form (15).

The appeal of the graph convolutional filters in (15) is that they reduce the number of coefficients from the $K(M + N) + N$ of the edge varying filters in (5) to just $K + 1$; yielding also a computational complexity of order $\mathcal{O}(KM)$. While we can reduce the number of parameters in several ways, the formulation in (15) is of note because it endows the resulting GNN with equivariance to permutations of the labels of the graph. We state this property formally in the following proposition.

Proposition 1. *Let \mathbf{x} be a graph signal defined on the vertices of a graph $\mathcal{G} = (\mathcal{V}, \mathcal{E})$ with shift operator \mathbf{S} . Consider also the output of a GCNN $\Psi(\mathbf{x}; \mathbf{A}(\mathbf{S}))$ [cf. (11)] with input \mathbf{x} and tensor $\mathbf{A}(\mathbf{S}) = \{\mathbf{A}(\mathbf{S})\}$ composed of filters of the form in (15). Then, for a permutation matrix \mathbf{P} , it holds that*

$$\mathbf{P}^\top \Psi(\mathbf{x}; \mathbf{A}(\mathbf{S})) = \Psi(\mathbf{P}^\top \mathbf{x}; \mathbf{A}(\mathbf{P}^\top \mathbf{S} \mathbf{P})).$$

That is, the GCNN output operating on the graph \mathcal{G} with input \mathbf{x} is a permuted version of the GCNN output operating on the permuted graph $\mathcal{G}' = (\mathcal{V}', \mathcal{E}')$ with permuted shift operator $\mathbf{S}' = \mathbf{P}^\top \mathbf{S} \mathbf{P}$ and permuted input signal $\mathbf{x}' = \mathbf{P}^\top \mathbf{x}$.

Proof. See Appendix A. \square

Proposition 1 establishes the output of a GCNN is independent of node labeling. This is important not just because graph signals are independent of labeling —therefore, so should be their processing— but because it explains how GCNNs exploit the internal signal symmetries. If two parts of the graph are topologically identical and the nodes support identical signal values, a GCNN yields identical outputs. In light of stability results for graph filters [34] and GCNNs [35], a more general statement is that if two parts of the graph are topologically identical and the nodes support similar signal values, a GCNN yields similar outputs.

It must be emphasized that permutation equivariance is of use only inasmuch as this is a desirable property of the task under consideration. Permutation equivariance holds in, e.g., recommendation systems but does not hold in, e.g., community classification. In the graph in Figure 2, we expect agents 3, 5, 8, and 12 to be interchangeable from the perspective of predicting product ratings from the ratings of other nodes. But from the perspective of community classification we expect 3 and 5 or 8 and 12 to be interchangeable, but 3 and 5 are not interchangeable with 8 and 12.

In cases where equivariance is not a property of the task, GCNNs are not expected to do well. In fact, GCNNs will suffer in any problem in which local detail is important. This is because the filter in (15) forces all nodes to weigh the information of all k -hop neighbors with the same parameter a_k irrespectively of the relative importance of different nodes and different edges. To avoid this limitation, we can use a GNN that relies on the edge varying filters in (5) which would have each node i learn a different parameter $\Phi_{ij}^{(k)}$ for each neighbor j . These two cases are analogous to CNNs processing time signals with conventional convolutional filters as opposed to a neural network that operates with arbitrarily time varying filters. The appealing intermediate solution in both cases is to use filters with *controlled edge variability* to mix the advantage of a permutation equivariant parameterization (Proposition 1) with the processing of local detail. We introduce architectures that construct different versions of filters with controlled edge variability in Sections 4.1-4.3.

Remark 4. Along with the above-referred works, also the works in [15]–[17] and [13] use versions of the filter in (15). In specific, [15]–[17] consider single shifts on the graph with shift operator a learnable weight matrix, a Gaussian kernel, and a random-walk, respectively. The work in [13] adopts multi-layer perceptrons along the feature dimension at each node, before exchanging information with their neighbors. This is equivalent to (13) with the first layers having order $K = 0$ (depending on the depth of the MLP), followed by a final layer of order $K = 1$.

4.1 GNNs with Controlled Edge Variability

To build a GNN that fits between a permutation equivariant GCNN [cf. (15)] and a full edge varying GNN [cf. (5)], we use different filter coefficients in different parts of the graph. Formally, let $\mathcal{B} = \{\mathcal{B}_1, \dots, \mathcal{B}_B\}$ be a partition of the node set into B blocks with block \mathcal{B}_i having B_i nodes. Define the tall matrix $\mathbf{C}_B \in \{0, 1\}^{N \times B}$ such that $[\mathbf{C}_B]_{ij} = 1$ if node i belongs to block \mathcal{B}_j and 0 otherwise. Let also $\mathbf{a}_B^{(k)} \in \mathbb{R}^B$ be a vector of block coefficients of filter order k . *Block varying* graph filters are then defined as

$$\mathbf{A}(\mathbf{S}) = \sum_{k=0}^K \text{diag}(\mathbf{C}_B \mathbf{a}_B^{(k)}) \mathbf{S}^k. \quad (16)$$

Filters in (16) use coefficients $[\mathbf{a}_B^{(k)}]_i$ for all nodes $i \in \mathcal{B}_i$.

Block varying filters belong to the family of node varying graph filters [28] and are of the form in (5) with

$$\Phi^{(k:0)} = \text{diag}(\mathbf{C}_B \mathbf{a}_B^{(k)}) \mathbf{S}^k. \quad (17)$$

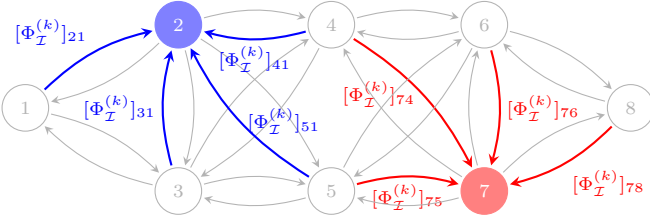


Fig. 3. Hybrid Edge Varying Filter [cf. (18)]. The nodes in set $\mathcal{I} = \{2, 7\}$ are highlighted. Nodes 2 and 7 have edge varying parameters associated to their incident edges. All nodes, including 2 and 7, also use the global parameter a_k as in a regular convolutional graph filter.

The substitution of (17) into (5) generates block varying GNNs [36]. Block varying GNNs have $B(K+1)F^2$ parameters per layer and a computational complexity of order $\mathcal{O}(KF^2M)$.

Alternatively, we can consider what we call *hybrid* filters that are defined as linear combinations of convolutional filters and edge varying filters that operate in a subset of nodes —see Figure 3. Formally, let $\mathcal{I} \subset \mathcal{V}$ denote an importance subset of $I = |\mathcal{I}|$ node labels and define shift matrices $\Phi_{\mathcal{I}}^{(k)}$ such that the diagonal matrix $\Phi_{\mathcal{I}}^{(0)}$ has entries $[\Phi_{\mathcal{I}}^{(0)}]_{ii} \neq 0$ for all $i \in \mathcal{I}$ and $[\Phi_{\mathcal{I}}^{(k)}]_{ij} = 0$ for all $i \notin \mathcal{I}$ or $(i, j) \notin \mathcal{E}$ and $k \geq 1$. That is, the coefficient matrices $\Phi_{\mathcal{I}}^{(k)}$ may contain nonzero elements only at rows i that belong to set \mathcal{I} and with the node j being a neighbor of i . We define hybrid filters as those of the form

$$\mathbf{A}(\mathbf{S}) = \sum_{k=0}^K \left(\prod_{k'=0}^k \Phi_{\mathcal{I}}^{(k')} + a_k \mathbf{S}^k \right). \quad (18)$$

Substituting (18) in (5) generates hybrid GNNs. In essence, nodes $i \in \mathcal{I}$ learn edge dependent parameters which may also be different at different nodes, while nodes $i \notin \mathcal{I}$ learn global parameters.

Hybrid filters are defined by a number of parameters that depends on the total number of neighbors of all nodes in the importance set \mathcal{I} . Define then $M_{\mathcal{I}} = \sum_{i \in \mathcal{I}} N_i$ and observe that $\Phi_{\mathcal{I}}^{(0)}$ has I nonzero entries since it is a diagonal matrix, while $\Phi_{\mathcal{I}}^{(k)}$ for $k \geq 1$ have respectively $M_{\mathcal{I}}$ nonzero values. We then have $KM_{\mathcal{I}} + I$ parameters in the edge varying filters and $K+1$ parameters in the convolutional filters. We therefore have a total of $(I + KM_{\mathcal{I}} + K+1)F^2$ parameters per layer in a hybrid GNN. The implementation cost of a hybrid GNN layer is of order $\mathcal{O}(KF^2(M+N))$ since both terms in (18) respect the sparsity of the graph.

Block GNNs depend on the choice of blocks \mathcal{B} and hybrid GNNs on the choice of the importance set \mathcal{I} . We explore the use of different heuristics based on centrality and clustering measures in Section 6 where we will see that the choice of \mathcal{B} and \mathcal{I} is in general problem specific.

4.2 Spectral Graph Convolutional Neural Networks

The convolutional operation of the graph filter in (15) can be represented in the spectral domain. To do so, consider the input-output relationship $\mathbf{u} = \mathbf{A}(\mathbf{S})\mathbf{x}$ along with the eigenvector decomposition of the shift operator $\mathbf{S} = \mathbf{V}\mathbf{\Lambda}\mathbf{V}^{-1}$. Projecting the input and output signals in the eigenvector

space of \mathbf{S} creates the so-called graph Fourier transforms $\tilde{\mathbf{x}} := \mathbf{V}^{-1}\mathbf{x}$ and $\tilde{\mathbf{u}} := \mathbf{V}^{-1}\mathbf{u}$ [37] which allow us to write

$$\tilde{\mathbf{u}} := \left(\sum_{k=0}^K a_k \mathbf{\Lambda}^k \right) \tilde{\mathbf{x}}. \quad (19)$$

Eq. (19) reveals that convolutional graph filters are pointwise in the spectral domain, due to the diagonal nature of the eigenvalue matrix $\mathbf{\Lambda}$. We can therefore define the filter's spectral response $a : \mathbb{R} \rightarrow \mathbb{R}$ as the function

$$a(\lambda) = \sum_{k=0}^K a_k \lambda^k \quad (20)$$

which is a single-variable polynomial characterizing the graph filter $\mathbf{A}(\mathbf{S})$. If we allow for filters of order $K = N-1$, there is always a set of parameters a_k such that $a(\lambda_i) = \tilde{a}_i$ for any set of spectral response \tilde{a}_i [25]. Thus, training over the set of spectral coefficients $a(\lambda_1), \dots, a(\lambda_N)$ is equivalent to training over the space of (nodal) parameters a_0, \dots, a_{N-1} . GCNNs were first introduced in [8] using the spectral representation of graph filters in (20).

By using edge varying graph filters [cf. (5)], we can propose an alternative parameterization of the space of filters of order N which we will see may have some advantages. To explain this better let \mathcal{J} be the index set defining the zero entries of $\mathbf{S} + \mathbf{I}_N$ and let $\mathbf{C}_{\mathcal{J}} \in \{0, 1\}^{|\mathcal{J}| \times N^2}$ be a binary selection matrix whose rows are those of \mathbf{I}_{N^2} indexed by \mathcal{J} . Let also \mathbf{B} be a basis matrix that spans the null space of

$$\mathbf{C}_{\mathcal{J}} \text{vec}(\mathbf{V}^{-1} * \mathbf{V}) \quad (21)$$

where $\text{vec}(\cdot)$ is the column-wise vectorization operator and “ $*$ ” is the Khatri-Rao product. Then, the following proposition from [32] quantifies the spectral response of a particular class of the edge varying graph filter in (5).

Proposition 2. Consider the subclass of the edge varying graph filters in (5) where the parameter matrices $[\Phi^{(0)} + \Phi^{(1)}]$ and $\Phi^{(k)}$ for all $k = 2, \dots, K$ are restricted to the ones that share the eigenvectors with \mathbf{S} , i.e., $[\Phi^{(0)} + \Phi^{(1)}] = \mathbf{V}\mathbf{\Lambda}^{(1)}\mathbf{V}^{-1}$ and $\Phi^{(k)} = \mathbf{V}\mathbf{\Lambda}^{(k)}\mathbf{V}^{-1}$ for all $k = 2, \dots, K$. The spectral response of this subclass of edge varying filter has the form

$$a(\mathbf{\Lambda}) = \sum_{k=1}^K \left(\prod_{k'=1}^k \mathbf{\Lambda}^{(k')} \right) = \sum_{k=1}^K \prod_{k'=1}^k \text{diag}(\mathbf{B}\boldsymbol{\mu}^{(k')}) \quad (22)$$

where \mathbf{B} is an $N \times b$ basis kernel matrix that spans the null space of (21) and $\boldsymbol{\mu}^{(k)}$ is a $b \times 1$ vector containing the expansion coefficients of $\mathbf{\Lambda}^{(k)}$ into \mathbf{B} .

Proof. See Appendix B. \square

Proposition 2 provides a subclass of the edge varying graph filters where, instead of learning $K(M+N) + N$ parameters, they learn the Kb entries in $\boldsymbol{\mu}^{(1)}, \dots, \boldsymbol{\mu}^{(K)}$ in (22). These filters build the output features as a pointwise multiplication between the filter spectral response $a(\mathbf{\Lambda})$ and the input spectral transform $\tilde{\mathbf{x}} = \mathbf{V}^{-1}\mathbf{x}$, i.e., $\mathbf{u} = \mathbf{V}a(\mathbf{\Lambda})\tilde{\mathbf{x}} = \mathbf{V}a(\mathbf{\Lambda})\mathbf{V}^{-1}\mathbf{x}$. Following then the analogies with conventional signal processing, (22) represents the spectral response of a convolutional edge varying graph filter. Spectral GCNNs are a particular case of (22) with order $K = 1$ and kernel \mathbf{B} independent from the graph (e.g., a spline kernel).

Besides generalizing [8], a graph-dependent kernel allows to implement (22) in the vertex domain through an edge varying filter of the form (5); hence, having a complexity of order $\mathcal{O}(K(M+N))$ in contrast to $\mathcal{O}(N^2)$ required for the graph-independent kernels [8]. The edge varying implementation captures also local detail up to a region of radius K from a node; yet, having a spectral interpretation. Nevertheless, both the graph-dependent GNN [cf. (22)] and the graph-independent GNN [8] are more of theoretical interest since they require the eigendecomposition of the shift operator \mathbf{S} . This aspect inadvertently implies a cubic complexity in the number of nodes and an accurate learning process will suffer from numerical instabilities since it requires an order $K \approx N$; hence, high order matrix powers \mathbf{S}^k .

4.3 ARMA graph convolutional neural networks

The descriptive power of the filter in (15) can be increased by growing its order K . However, this also increases the number of trainable parameters and computational cost. Most importantly, and as we saw in Section 4.2, it introduces numerical issues associated with high order matrix powers \mathbf{S}^k . An alternative is to consider autoregressive moving average (ARMA) graph filters [29] defined by rational functions of the form

$$\mathbf{A}(\mathbf{S}) = \left(\mathbf{I} + \sum_{p=1}^P a_p \mathbf{S}^p \right)^{-1} \left(\sum_{q=0}^Q b_q \mathbf{S}^q \right) := \mathbf{P}^{-1}(\mathbf{S}) \mathbf{Q}(\mathbf{S}) \quad (23)$$

where we have defined $\mathbf{P}(\mathbf{S}) := \mathbf{I} + \sum_{p=1}^P a_p \mathbf{S}^p$ and $\mathbf{Q}(\mathbf{S}) := \sum_{q=0}^Q b_q \mathbf{S}^q$. The ARMA filter in (23) is defined by P denominator parameters $\mathbf{a} = [a_1, \dots, a_P]^\top$ and $Q+1$ numerator parameters $\mathbf{b} = [b_0, \dots, b_Q]^\top$. The input output relationship $\mathbf{u} = \mathbf{A}(\mathbf{S})\mathbf{x}$ of the ARMA filter can be represented in the spectral domain as [cf. (19)]

$$\tilde{\mathbf{u}} = \left(\mathbf{I} + \sum_{p=1}^P a_p \Lambda^p \right)^{-1} \times \left(\sum_{q=0}^Q b_q \Lambda^q \right) \tilde{\mathbf{x}}. \quad (24)$$

It follows that ARMA filters are also pointwise operators in the spectral domain characterized by the rational spectral response function

$$a(\lambda) = \left(\sum_{q=0}^Q b_q \lambda^q \right) / \left(1 + \sum_{p=1}^P a_p \lambda^p \right). \quad (25)$$

In particular, it follows the space of ARMA filters defined by (23) is equivalent to the space of spectral ARMA filters defined by (25) which is equivalent to the space of spectral filters in (20) and, in turn, equivalent to the graph convolutional filters in (15). That they are equivalent does not mean they have the same properties. Our expectation is that ARMA filters produce useful spectral responses with a number of parameters that is smaller than the convolutional filters in (15) or the spectral filters in (20).

Partial fraction decomposition of ARMA filters. It is possible to obtain an equivalent representation of ARMA filters through a partial fraction decomposition of the rational function $a(\lambda)$ in (25). Let $\gamma = [\gamma_0, \dots, \gamma_P]^\top$ be a set of poles, $\beta = [\beta_0, \dots, \beta_P]^\top$ a corresponding set of residuals

and $\alpha = [\alpha_0, \dots, \alpha_K]^\top$ be a set of direct terms; we can then rewrite (25) as

$$a(\lambda) = \sum_{p=0}^P \frac{\beta_p}{\lambda - \gamma_p} + \sum_{k=0}^K \alpha_k \lambda^k, \quad (26)$$

where α , β , and γ are computed from \mathbf{a} and \mathbf{b} . A graph filter whose spectral response is as in (26) is one in which the spectral variable λ is replaced by the shift operator variable \mathbf{S} . It follows that if α , β , and γ are chosen to make (26) and (25) equivalent, the filter in (23) is, in turn, equivalent to

$$\mathbf{A}(\mathbf{S}) = \sum_{p=0}^P \beta_p (\mathbf{S} - \gamma_p \mathbf{I})^{-1} + \sum_{k=0}^K \alpha_k \mathbf{S}^k. \quad (27)$$

The equivalence of (23) and (27) means that instead of training \mathbf{a} and \mathbf{b} in (23) we can train α , β , and γ in (27). The latter is simpler because it is just a sum of the polynomial filter $\sum_{k=0}^K \alpha_k \mathbf{S}^k$ with $P+1$ single pole filters $\beta_p (\mathbf{S} - \gamma_p \mathbf{I})^{-1}$.

Jacobi implementation of single pole filters. To implement and train ARMA filters, we either need to evaluate the matrix inverse in (23) or the matrix inverses in (27). However, matrix inversions can be circumvented with an iterative Jacobi algorithm [29], [38]. We consider each of the single pole filters in (27) separately and, therefore, seek an implementation of the input-output relationship

$$\mathbf{u}_p = \beta_p (\mathbf{S} - \gamma_p \mathbf{I})^{-1} \mathbf{x}. \quad (28)$$

Expression (28) is equivalent to the linear equation $(\mathbf{S} - \gamma_p \mathbf{I})\mathbf{u}_p = \beta_p \mathbf{x}$, which we can solve iteratively through a Jacobi recursion. This requires us to separate $(\mathbf{S} - \gamma_p \mathbf{I})$ into diagonal and off-diagonal components. We, therefore, begin by defining the diagonal degree matrix $\mathbf{D} = \text{diag}(\mathbf{S})$ so that the shift operator can be written as

$$\mathbf{S} = \mathbf{D} + (\mathbf{S} - \mathbf{D}) := \text{diag}(\mathbf{S}) + (\mathbf{S} - \text{diag}(\mathbf{S})). \quad (29)$$

With this definition, we write $(\mathbf{S} - \gamma_p \mathbf{I}_N) = (\mathbf{D} - \gamma_p \mathbf{I}_N) + (\mathbf{S} - \mathbf{D})$, which is a decomposition on diagonal terms $(\mathbf{D} - \gamma_p \mathbf{I}_N)$ and off-diagonal terms $(\mathbf{S} - \mathbf{D})$. The Jacobi iteration k for (28) is given by the recursive expression

$$\mathbf{u}_{pk} = -(\mathbf{D} - \gamma_p \mathbf{I}_N)^{-1} \left[\beta_p \mathbf{x} - (\mathbf{S} - \mathbf{D}) \mathbf{u}_{p(k-1)} \right] \quad (30)$$

initialized with $\mathbf{u}_{p0} = \mathbf{x}$. This is an iteration that can be unrolled to write an explicit relationship between \mathbf{u}_{pk} and \mathbf{x} . To do that, we define the parameterized shift operator

$$\mathbf{R}(\gamma_p) = -(\mathbf{D} - \gamma_p \mathbf{I}_N)^{-1} (\mathbf{S} - \mathbf{D}), \quad (31)$$

and use it to write the K th iterate of the Jacobi recursion as

$$\mathbf{u}_{pK} = \beta_p \sum_{k=0}^{K-1} \mathbf{R}^k(\gamma_p) \mathbf{x} + \mathbf{R}^K(\gamma_p) \mathbf{x}. \quad (32)$$

If the Jacobi recursion is convergent, signal \mathbf{u}_{pK} in (32) converges to the output \mathbf{u}_p of the single pole filter in (28). Truncating (32) at a finite K yields an approximation in which single pole filters are written as polynomials on the shift operator $\mathbf{R}(\gamma_p)$. I.e., a single pole filter is approximated as a convolutional filter of order K [cf. (15)] in which the shift operator of the graph \mathbf{S} is replaced by the shift

operator $\mathbf{R}(\gamma_p)$ defined in (31). This convolutional filter uses coefficients β_p for $k = 0, \dots, K-1$ and 1 for $k = K$.

Jacobi ARMA filters and Jacobi ARMA GNNs. Assuming we use Jacobi iterations to approximate all single pole filters in (27) and that we truncate all of these iteration at K , we can write ARMA filters as

$$\mathbf{A}(\mathbf{S}) = \sum_{p=0}^P \mathbf{H}_K(\mathbf{R}(\gamma_p)) + \sum_{k=0}^K \alpha_k \mathbf{S}^k. \quad (33)$$

where $\mathbf{H}_K(\mathbf{R}(\gamma_p))$ is a K order Jacobi approximation of the ARMA filter, which, as per (32) is given by

$$\mathbf{H}_K(\mathbf{R}(\gamma_p)) = \beta_p \sum_{k=0}^{K-1} \mathbf{R}^k(\gamma_p) + \mathbf{R}^K(\gamma_p). \quad (34)$$

A Jacobi ARMA filter of order (p, K) is one defined by (33) and (34). The order p represents the number of poles in the filter and the order K the number of Jacobi iterations we consider appropriate to properly approximate individual single pole filters. Notice that the number of taps K in the filter $\sum_{k=0}^K \alpha_k \mathbf{S}^k$ need not be the same as the number of Jacobi iterations used in (34). But we use the same choice of parameter to avoid complicating notation.

For sufficiently large K (33)-(34), (27), and (23) are all equivalent expressions of ARMA filters of orders (P, Q) . We could train coefficients using either of these equivalent expressions but we advocate for the use (33)-(34) as no inversions are necessary except for the elementary inversion of the diagonal matrix $(\mathbf{D} - \gamma_p \mathbf{I})$. It is interesting to note that in this latter form ARMA filters are reminiscent of the convolutional filters in (15) but the similarity is superficial. In (15), we train $K+1$ coefficients a_k that multiply shift operator powers \mathbf{S}^k . In (33)-(34) we also train $K+1$ coefficients of this form in the filter $\sum_{k=0}^K \alpha_k \mathbf{S}^k$ but this is in addition to the coefficients β_p and γ_p of each of the single pole filter approximations $\mathbf{H}_K(\mathbf{R}(\gamma_p))$. These single pole filters are themselves reminiscent of the convolutional filters in (15) but the similarity is again superficial. Instead of coefficients a_k that multiply shift operator powers \mathbf{S}^k , the filters in (34) train a coefficient γ_p which represents a constant that is subtracted from the diagonal entries of the shift operators \mathbf{S} . The fact that this is equivalent to an ARMA filter suggests that (33)-(34) may help in designing more discriminative filters. We corroborate in Section 6 that GNNs using (33)-(34) outperform GNNs that utilize the filters in (15).

An ARMA GNN has $(2P + K + 3)F^2$ parameters per layer and a computational complexity of order $\mathcal{O}(F^2 P (MK + N))$. This decomposes as: $\mathcal{O}(PN)$ to invert the diagonal matrices $(\mathbf{D} - \gamma_p \mathbf{I}_N)$; $\mathcal{O}(PM)$ to scale the nonzeros of $(\mathbf{S} - \mathbf{D})$ by the inverse diagonal; $\mathcal{O}(PKM)$ to obtain the outputs of Jacobi ARMA filters (33) of order K .

ARMA GNNs as EdgeNets. ARMA GNNs are another subclass of the EdgeNet. To see this, consider that each shift operator $\mathbf{R}(\gamma_p)$ in (31) shares the support with $\mathbf{I}_N + \mathbf{S}$. Hence, we can express the graph filter in (33) as the union of $P+2$ edge varying graph filters. The first $P+1$ of these filters have parameters matrices of the form

$$\Phi_p^{(k:0)} = \begin{cases} \beta_p \mathbf{R}^k(\gamma_p), & k = 0, \dots, K-1 \\ \mathbf{R}^K(\gamma_p), & k = K \end{cases}$$

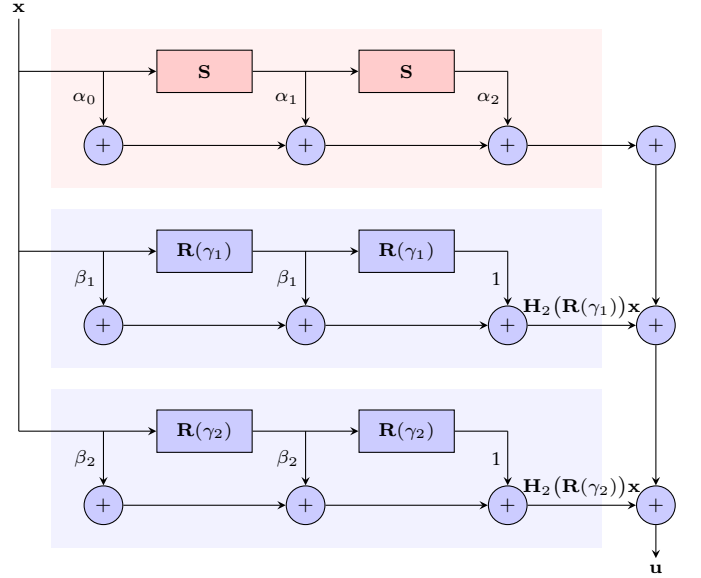


Fig. 4. Jacobi Autoregressive Moving Average Filter. The input signal x is processed by a parallel bank of filters. One of these filters is a convolutional filter of the form in (15) operating w.r.t. the shift operator \mathbf{S} (highlighted in red). The remaining filters operate w.r.t. scaled shift operators [cf. (31)] (highlighted in blue). All filter outputs are summed together to yield the overall Jacobi ARMA output.

while the last filter captures the direct-term contribution with edge varying parameter matrices $\Phi^{(k:0)} = \alpha_k \mathbf{S}^K$ [cf. Section 4]. The union of these edge varying filter has the expression

$$\mathbf{A}(\mathbf{S}) = \sum_{k=0}^K \left(\sum_{p=0}^P \Phi_p^{(k:0)} + \Phi^{(k:0)} \right) \mathbf{x} \quad (35)$$

which by grouping further the terms of the same order k leads to a single edge varying graph filter of the form in (5).

The Jacobi ARMA GNN provides an alternative parameterization of the EdgeNet that is different from that of the other polynomial convolutional filters in (15). In particular, ARMA GNNs promote the use of multiple polynomial filters of smaller order (i.e., the number of Jacobi iterations) with shared parameters between them. In fact, as it follows from (34) and (31), each of the filters $\mathbf{H}_K(\mathbf{R}(\gamma_p))$ depends on two parameters β_p and γ_p . We believe this parameter sharing among the different orders and the different nodes is the success behind the improved performance of the ARMA GNN compared with the single polynomial filters in (15). Given also the hybrid solutions developed in Section (4.1) for the polynomial filters, a direction that may attain further improvements is that of ARMA GNN architectures with controlled edge variability.

The Jacobi ARMA GNN generalizes the architecture in [14] where instead of restricting the polynomials in (23) to Cayley polynomials, it allows the use of general polynomials. GNNs with ARMA graph filters have also been proposed in [39], [40]. The latter works considered a first-order iterative method to avoid the inverse operation. As shown in [29], first-order implementation of ARMA filters implement a convolutional filter of the form in (15) with parameter sharing between the different orders $k = 0, \dots, K$.

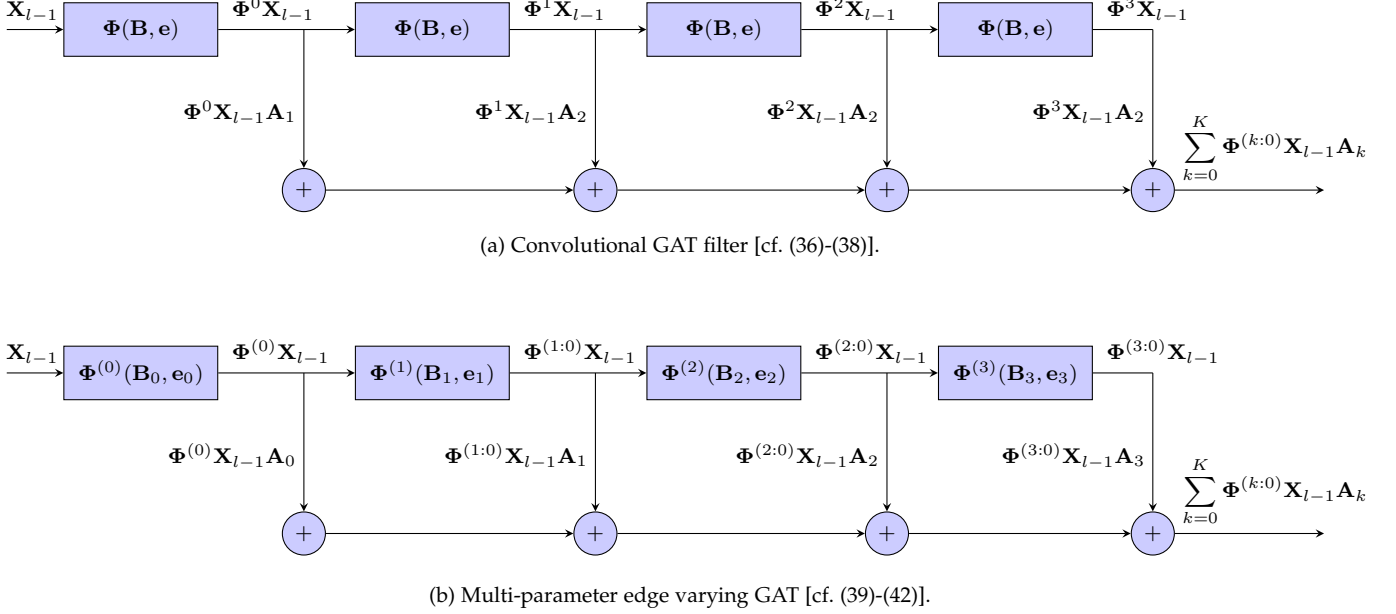


Fig. 5. Higher Order Graph Attention Filters. (a) Graph convolutional attention filter. The input features \mathbf{X}_{l-1} are shifted by the same edge varying shift operator $\Phi(\mathbf{B}, \mathbf{e})$ and weighted by different coefficient matrices \mathbf{A}_k . The edge varying coefficients in all $\Phi(\mathbf{B}, \mathbf{e})$ are parameterized by the same matrix \mathbf{B} and vector \mathbf{e} following the attention mechanism. (b) Edge varying GAT filter. The input features \mathbf{X}_{l-1} are shifted by different edge varying shift operators $\Phi^{(k)}(\mathbf{B}_k, \mathbf{e}_k)$ and weighted by different coefficient matrices \mathbf{A}_k . The edge varying coefficients in the different $\Phi^{(k)}(\mathbf{B}_k, \mathbf{e}_k)$ are parameterized by a different matrix \mathbf{B}_k and vector \mathbf{e}_k following the attention mechanism.

By introducing the Jacobi method, we tackle the equivalence with (15) and obtain an ARMA GNN that is substantially different from (15).

5 GRAPH CONVOLUTIONAL ATTENTION NETWORKS

A graph convolutional attention network (GCAT) utilizes filters as in (13) but they are convolutional in a layer-specific matrix $\Phi_l = \Phi$ that may be different from the shift operator \mathbf{S}

$$\mathbf{X}_l = \sigma \left(\sum_{k=0}^K \Phi^k \mathbf{X}_{l-1} \mathbf{A}_k \right). \quad (36)$$

Note that $\mathbf{A}_k = \mathbf{A}_{lk}$ and $\Phi = \Phi_l$ are layer-dependent but we omit the layer index to simplify notation. Since matrix Φ shares the sparsity pattern of \mathbf{S} , (36) defines a GNN as per (8). In a GCAT, the matrix Φ is learned from the features \mathbf{X}_{l-1} that are passed from layer $l-1$ following the attention mechanism [18]. Specifically, we define a matrix $\mathbf{B} \in \mathbb{R}^{F_{l-1} \times F_l}$ as well as a vector $\mathbf{e} \in \mathbb{R}^{2F_l}$ and compute the edge scores

$$\alpha_{ij} = \sigma \left(\mathbf{e}^\top \left[[\mathbf{X}_{l-1} \mathbf{B}]_i, [\mathbf{X}_{l-1} \mathbf{B}]_j \right]^\top \right) \quad (37)$$

for all edges $(i, j) \in \mathcal{E}$. In (37), we start with the vector of features \mathbf{X}_{l-1} and mix them as per the coefficients in \mathbf{B} . This produces a collection of graph signals $\mathbf{X}_{l-1} \mathbf{B}$ in which each node i has F_l features that correspond to the i th row $[\mathbf{X}_{l-1} \mathbf{B}]_i$ of the product matrix $\mathbf{X}_{l-1} \mathbf{B}$. The features at node i are concatenated with the features of node j and the resulting vector of $2F_l$ components is multiplied by vector \mathbf{e} . This product produces the score α_{ij} after passing through the nonlinearity $\sigma(\cdot)$. Note that $\mathbf{B} = \mathbf{B}_l$, $\mathbf{e} = \mathbf{e}_l$, and the scores $\alpha_{ij} = \alpha_{lij}$ depend on the layer index l . As is the case of \mathbf{A}_k and Φ in (36), we omitted this index for simplicity.

The score α_{ij} could be used directly as an entry for the matrix Φ but to encourage attention sparsity we pass α_{ij} through a local soft maximum operator

$$\Phi_{ij} = \exp(\alpha_{ij}) \times \left(\sum_{j' \in \mathcal{N}_i \cup i} \exp(\alpha_{ij'}) \right)^{-1}. \quad (38)$$

The soft maximum assigns edge weights Φ_{ij} close to 1 to the largest of the edge scores α_{ij} and weights Φ_{ij} close to 0 to the rest. See also Figure 5 (a).

In Section 2 we introduced arbitrary edge varying graph filters [cf. (5)] which we leveraged in Section 3 to build edge varying GNNs [cf. (7) - (8)]. In Section 4 we pointed out that edge varying graph filters left too many degrees of freedom in the learning parametrization; a problem that we could overcome with the use of graph convolutional filters [cf. (15)]. The latter suffer from the opposite problem as they may excessively constrict the GNN. GATs provide a solution of intermediate complexity. Indeed, the filters in (36) allow us to build a GNN with convolutional graph filters where the shift operator Φ is learned ad hoc in each layer to represent the required abstraction between nodes. The edges of this shift operator are trying to choose neighbors whose values should most influence the computations at a particular node. This is as in any arbitrary edge varying graph filter but the novelty of GATs is to reduce the number of learnable parameters by tying edge values to the matrix \mathbf{B} and the vector \mathbf{e} —observe that in (37) \mathbf{e} is the same for all edges. Thus, the computation of the α_{ij} scores depends on the $F_{l-1} \times F_l$ parameters in \mathbf{B} and the $2F_l$ parameters in \mathbf{e} . This is of order no more than F^2 if we make $F = \max_l F_l$. It follows that for the GAT in (36) the number of learnable parameters is at most $F^2 + 2F + F^2(K+1)$, which depends on design choices and are independent of the number of

TABLE 1

Properties of Different Graph Neural Network Architectures. The parameters and the complexity is considered per layer. Architectures in bold are proposed in this work. Legend: N - number nodes; M - number of edges; F - maximum number of features; K - recursion order; b - dimension of the Kernel in (22); B - number of blocks in (16); \mathcal{I} - the set of important nodes in (16) and (18); $M_{\mathcal{I}}$ - total neighbors for the nodes in \mathcal{I} ; P - parallel J-ARMANet branches; R - parallel attention branches; *Self-loops are not considered. **The eigendecomposition cost $\mathcal{O}(N^3)$ is computed once.

Architecture	Expression	Parameters*	Order of complexity*,** $\mathcal{O}(\cdot)$
Fully connected	n/a	$N^2 F^2$	$N^2 F^2$
Edge varying	Eq. (8)	$(K(M+N) + N)F^2$	$KF^2(M+N)$
GCNN [9]–[12]	Eq. (13)	$(K+1)F^2$	$KF^2 M$
Node varying [36]	Eq. (16)	$B(K+1)F^2$	$KF^2 M$
Hybrid edge varying	Eq. (18)	$(\mathcal{I} + KM_{\mathcal{I}} + K+1)F^2$	$KF^2(M+N)$
Spec. edge varying GCNN**	Eq. (22)	KbF^2	$KF^2(M+N)$
Spec. Kernel GCNN** [8]	Eq. (22) for $K=1$	bF^2	$N^2 F^2$
ARMANet	Eq. (23)–(34)	$(2P + K + 3)F^2$	$F^2 P(MK + N)$
GCAT	Eq. (36)	$R(F^2 + 2F + F^2(K+1))$	$R(NF^2 + KFM)$
GAT [18]	Eq. (36) for $K=1$	$R(F^2 + 2F)$	$R(NF^2 + FM)$
Edge varying GAT	Eq. (39)	$R(K+1)(2F^2 + 2F)$	$RK(NF^2 + MF)$

edges. We point out that since Φ respects the sparsity of the graph, the computational complexity of implementing (36) and its parameterization is of order $\mathcal{O}(F(NF + KM))$.

5.1 Edge varying GAT networks

The idea of using attention mechanisms to estimate entries of a shift operator Φ can be extended to estimate entries $\Phi^{(k:0)}$ of an edge varying graph filter. To be specific, we propose to implement a generic GNN as defined by recursion (8) which we repeat here for ease of reference

$$\mathbf{X}_l = \sigma \left(\sum_{k=0}^K \Phi^{(k:0)} \mathbf{X}_{l-1} \mathbf{A}_k \right). \quad (39)$$

Further recall that each of the edge varying filter coefficients $\Phi^{(k:0)}$ is itself defined recursively as [cf. (5)]

$$\Phi^{(k:0)} = \Phi^{(k)} \times \Phi^{(k-1:0)} = \prod_{k'=0}^k \Phi^{(k')}. \quad (40)$$

We propose to generalize (37) so that we compute a different matrix $\Phi^{(k)}$ for each filter order k . Consider then matrices \mathbf{B}_k and vectors \mathbf{e}_k to compute the edge scores

$$\alpha_{ij}^{(k)} = \sigma \left(\mathbf{e}_k^T \left[[\mathbf{X}_{l-1} \mathbf{B}_k]_i, [\mathbf{X}_{l-1} \mathbf{B}_k]_j \right]^T \right) \quad (41)$$

for all edges $(i, j) \in \mathcal{E}$. As in the case of (37), we could use $\alpha_{ij}^{(k)}$ as edge weights in $\Phi^{(k)}$, but to promote attention sparsity we send $\alpha_{ij}^{(k)}$ through a soft maximum function to yield edge scores

$$\Phi_{ij}^{(k)} = \exp(\alpha_{ij}^{(k)}) \times \left(\sum_{j' \in \mathcal{N}_i \cup i} \exp(\alpha_{ij'}^{(k)}) \right)^{-1}. \quad (42)$$

Each of the edge varying matrices $\Phi^{(k)}$ for $k = 1, \dots, K$ is parameterized by the tuple of transform parameters $(\mathbf{B}_k, \mathbf{e}_k)$. Put simply, we are using a different GAT mechanism for each edge varying matrix $\Phi^{(k)}$. These learned matrices are then used to build an edge varying filter to process the features \mathbf{X}_l passed from the previous layer – see Figure 5 (b). The edge varying GAT filter employs $K+1$ transform matrices \mathbf{B}_k of dimensions $F_l \times F_{l-1}$, $K+1$ vectors \mathbf{e}_k of dimensions $2F_l$, and $K+1$ matrices \mathbf{A}_k of dimensions $F_l \times F_{l-1}$. Hence, the total number of parameters for the edge varying GAT filter is at most $(K+1)(2F^2 + 2F)$.

The computational complexity of the edge varying GAT is of order $\mathcal{O}(KF(NF + M))$.

Remark 5. Graph attention networks first appear in [18]. In this paper, (37) and (38) are proposed as an attention mechanism for the signals of neighboring nodes and GNN layers are of the form $\mathbf{X}_l = \sigma(\Phi_l \mathbf{X}_{l-1} \mathbf{A}_l)$. The latter is a particular case of either (36) or (39) in which only the term $k=1$ is not null. Our observation in this section is that this is equivalent to computing a different graph represented by the shift operator Φ . This allows for the generalization to filters of arbitrary order K [cf. (36)] and to edge varying graph filters of arbitrary order [cf. (39)]. The approaches presented in this paper can likewise be extended with the multi-head attention mechanism proposed in [18] to improve the network capacity.

5.2 Discussions

Reducing model complexity. As defined in (37) and (41) the attention mechanisms are separate from the filtering. To reduce the number of parameters we can equate the attention matrices \mathbf{B} or \mathbf{B}_k with the filtering matrices \mathbf{A}_k . To do that in the case of the GCAT in (36) the original proposal in [18] is to make $\mathbf{B} = \mathbf{A}_1$ so that (37) reduces to

$$\alpha_{ij} = \sigma \left(\mathbf{e}^T \left[[\mathbf{X}_{l-1} \mathbf{A}_1]_i, [\mathbf{X}_{l-1} \mathbf{A}_1]_j \right]^T \right). \quad (43)$$

In the case of the edge varying GATs in (39) it is natural to equate $\mathbf{B}_k = \mathbf{A}_k$ in which case (41) reduces to

$$\alpha_{ij}^{(k)} = \sigma \left(\mathbf{e}_k^T \left[[\mathbf{X}_{l-1} \mathbf{A}_k]_i, [\mathbf{X}_{l-1} \mathbf{A}_k]_j \right]^T \right) \quad (44)$$

The choice in (44) removes $(K+1)F^2$ parameters.

Accounting for differences in edge weights in the original shift operator. The major benefit of the GAT mechanism is that of building a GNN without requiring full knowledge of \mathbf{S} . This is beneficial as it yields a GNN robust to uncertainties in the edge weights. This benefit becomes a drawback when \mathbf{S} is well estimated as it renders weights s_{ij} equivalent regardless of their relative values. One possible solution to this latter drawback is to use a weighted soft maximum operator so that the entries of $\Phi^{(k)}$ are chosen as

$$\Phi_{ij}^{(k)} = \exp(s_{ij} \alpha_{ij}^{(k)}) \times \left(\sum_{j' \in \mathcal{N}_i \cup i} \exp(s_{ij'} \alpha_{ij'}^{(k)}) \right)^{-1}. \quad (45)$$

Alternatively, we can resort to the use of a hybrid GAT in which we combine a GAT filter of the form in (39) with a regular convolutional filter of the form in (13)

$$\mathbf{X}_l = \sigma \left(\sum_{k=0}^K \mathbf{S}^k \mathbf{X}_{l-1} \mathbf{A}_k + \Phi^{(k:0)} \mathbf{X}_{l-1} \mathbf{A}'_k \right). \quad (46)$$

This is the GAT version of the hybrid GNN we proposed in (18). The filters in (46) account for both, the GAT learned shifts $\Phi^{(k)}$ and the original shift \mathbf{S} .

6 NUMERICAL RESULTS

This section corroborates the capacity of the different models with numerical results on synthetic and real-world graph signal classification problems. Given the different hyperparameters for the models in Table 1 and the trade-offs one can consider (e.g., complexity, number of parameters, radius of local information), our main aim is to provide insights on which methods exploit better the graph prior for learning purposes rather than achieving the highest accuracy.

From the architectures in Table 1, we did not consider the fully-connected, the spectral kernel GCNN from [8], and the spectral edge varying GCNN (22) since their computational cost is not linear in the number of nodes or edges. We also leave to interested readers the GAT extensions discussed in Section 5.2. For all scenarios, we considered the ADAM optimization algorithm with parameters $\beta_1 = 0.9$ and $\beta_2 = 0.999$ [41].

6.1 Source localization on SBM graphs

The goal of this experiment is to identify which community in a stochastic block model (SBM) graph is the source of a diffused signal by observing different diffusion realizations in different time instants. We considered a connected and undirected graph of $N = 50$ nodes divided into five blocks each representing one community $\{c_1, \dots, c_5\}$. The intra- and inter-community edge formation probabilities are 0.8 and 0.2, respectively. The source node is one between of the five nodes $(v_{c_1}, \dots, v_{c_5})$ with the largest degree in the respective community. The source signal $\mathbf{x}(0)$ is a Kronecker delta centered at the source node. The source signal is diffused at time $t \in [0, 50]$ as $\mathbf{x}(t) = \mathbf{S}^t \mathbf{x}(0)$, where \mathbf{S} is the graph adjacency matrix normalized to have unitary maximum eigenvalue.

The training set is composed of 10240 tuples of the form $(\mathbf{x}(t), c_i)$ for random t and $i \in \{1, \dots, 5\}$. These tuples are used to train the EdgeNets that are subsequently used to predict the source community c'_i for a testing signal $\mathbf{x}'(t)$ again for a random value of t . The validation and the test set are both composed of 2560 tuples (25% of the training set). The performance of the different algorithms is averaged over ten different graph realizations and ten data splits, for a total of 100 Monte-Carlo iterations. The ADAM learning algorithm is run over 40 epochs with batches of size 100 and a learning rate of 10^{-3} .

Architecture parameters. For this experiment, we compared 14 different architectures. All architectures comprise the cascade of a graph filtering layer with ReLU nonlinearity and a fully connected layer with softmax nonlinearity. The architectures are: *i*) the edge varying GNN (8); *ii*) the GCNN (13); *iii*) three node varying GNNs (16), where the five

important nodes are selected based on *iii* – *a*) maximum degree; *iii* – *b*) spectral proxies [42], which ranks the nodes according to their contribution to different frequencies; *iii* – *c*) diffusion centrality (see Appendix C); *iv*) three node dependent edge varying GNNs, where the five important nodes \mathcal{B} are selected similarly to the node varying case; *v*) three ARMANets (33) with number of Jacobi iterations v – *a*) $K = 1$; v – *b*) $K = 3$; v – *c*) $K = 5$; *vi*) the GAT network from [18]; *vii*) the GCAT network (36); and *viii*) the edge varying GAT (39) network.

Our goal is to see how the different architectures handle their degrees of freedom, while all having linear complexity. To make this comparison more insightful, we proceed with the following rationale. For the approaches in *i*) – *iv*), we analyzed filter orders in the interval $K \in \{1, \dots, 5\}$. This is the only handle we have on these filters to control the number of parameters and locality radius, while keeping the same computational complexity. For the ARMANet in *v*), we set the direct term order to $K = 0$ to observe only the effect of the rational part. Subsequently, for each Jacobi iteration value K , we analyzed rational orders in the interval $P \in \{1, \dots, 5\}$ as for the former approaches. While this strategy helps us controlling the local radius, recall the ARMANet has a computational complexity slightly higher than the former four architectures. For the GAT in *vi*), we analyzed different attention heads $R \in \{1, \dots, 5\}$ such that the algorithm complexity matches those of the approaches in *i*) – *iv*). The number of attention heads is the only handle in the GAT network. Finally, for the GCAT in *vii*) and the edge varying GAT in *viii*), we fixed the attention heads to $R = 3$ and analyzed different filter orders $K \in \{1, \dots, 5\}$. Such a choice allows to compare the impact of the local radius for the median attention head value of the GAT. Nevertheless, these architectures have again a slightly higher complexity for $K \geq 2$.

Observations. The results of this experiment are shown in Figure 6. We make the following observations.

First, the attention-based approaches are characterized by a slow learning rate leading to a poor performance in 40 epochs. This is reflected in the higher test error of the GAT and of the edge varying GAT networks. However, this is not the case for the GCAT network. We attribute the latter reduced error to the superposition of the graph convolutional prior over attentions that GCAT explores – in fact, all convolutional approaches learn faster. The GCAT convolutional coefficients \mathbf{A}_k in (36) are trained faster than their attention counterparts brining the overall architecture to a good local minimum. On the contrary, the error increases further for the edge varying GAT since multiple attention strategies are adopted for all $k \in \{1, \dots, K\}$ in (39). Therefore, our conclusion is that the graph convolutional prior can be significantly helpful for attention mechanisms. We will further corroborate this in the upcoming sections.

Second, the edge varying GNN in (8) achieves the lowest error, although having the largest number of parameters. The convolutional approaches parameterize well the edge varying filter; hence, highlighting the benefit of the graph convolution. ARMANet is the best among the latter characterized both by a lower mean error and standard deviation. This reduced error for ARMANet is not entirely surprising since rational functions have better interpolation and ex-

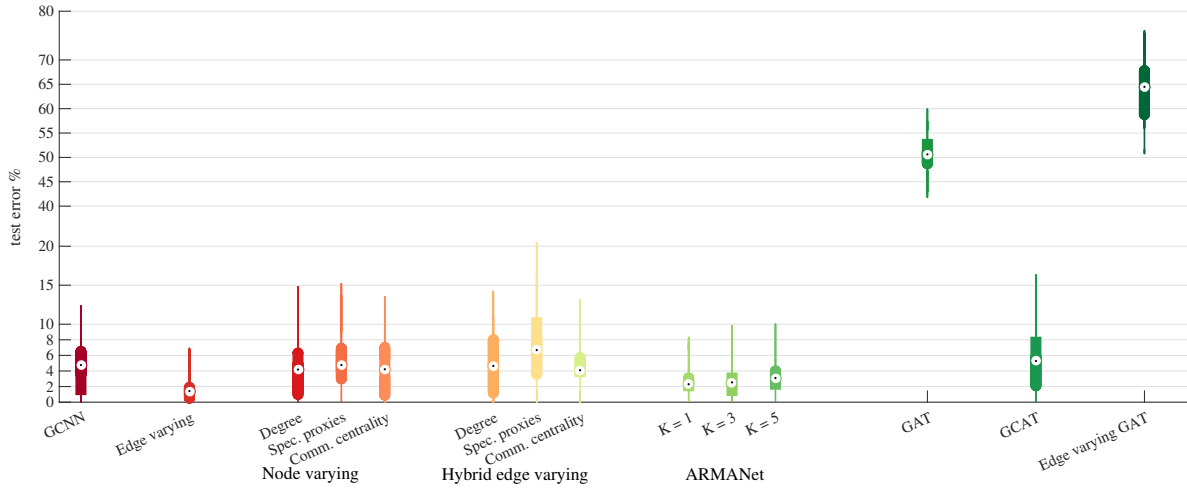


Fig. 6. Source Localization Test Error in the Stochastic Block Model graph. The y -axis scale is deformed to improve visibility. The thick bar interval indicates the average performance for different parameter choice (e.g., filter order, attention heads). The circle marker represents the mean value of this interval. The thin line spans an interval of one standard deviation from the average performance. The convolutional-based approaches offer a better performance than the attention-based ones. We attribute the poor performance of the attention techniques to the slow learning rate. Both the GAT and the edge variant GAT required more than 40 epochs to reach a local minima. However, the graph convolutional attention network (GCAT) does not suffer from the latter issue leading to a faster learning.

trapolation properties than polynomial ones. It is, however, remarkable that the best result is obtained for a Jacobi iteration of $K = 1$. I.e., the parameter sharing imposed by ARMANet reaches a good local optimal even with a coarse approximation of the rational function.

Third, for the node selection strategies in architectures *iii*) and *iv*), there is no clear difference between the degree and the communication centrality. For the node varying GNNs, the communication centrality offers a lower error both in the mean and deviation. In the hybrid edge varying GNNs [cf. (18)], instead, the degree centrality achieves a higher mean while paying in the deviation. The spectral proxies centrality yields the worst performance.

Finally, we remark that we did not find any particular trend while changing the parameters of the different GNNs (e.g., order, attention head). A rough observation is that low order recursions are often sufficient to reach a low errors.

6.2 Source localization on Facebook sub-network

In the second experiment, we considered the source localization on a real-world network comprising a 234-used Facebook subgraph obtained as the largest connected component of the dataset in [43]. This graph has two well-defined connected communities of different size and the objective is to identify which of the two communities originated the diffusion. The performance of the different algorithms is averaged over 100 Monte-Carlo iterations. The remaining parameters for generating the data are unchanged.

Architecture parameters. We compared the eight GNN architectures reported in the left-most column of Table 2. For the node varying and the hybrid edge varying GNNs, the important nodes are again 10% of all nodes selected based on communication centrality. The Jacobi number of iterations for the ARMANet is $K = 1$.

Overall, this problem is easy to solve if the GNN is hypertuned with enough width and depth. However, this strategy hinders the impact of the specific filter. To highlight the role of the latter, we considered minimal GNN architectures composed of one layer and two features. We then grid-

searched all parameters in Table 2 with the goal to reach a classification error of at most 2%. For the architectures that reach this criterion, we report the smallest parameters. For the architectures that do not reach this criterion, we report the minimum achieved error and the respective parameters. Our rationale is that the minimum parameters yield a lower complexity; hence, a faster training –the opposite holds for the learning rate.

From Table 2, we can observe that only the edge varying GNN and the ARMANet reach the predefined error. Both architectures stress our observation that low order recursions ($K = 1$) are often sufficient. Nevertheless, this is not the case for all other architectures. These observations suggest the edge varying GNN explores well its degrees of freedom without requiring information from more than one-hop away neighbors. The ARMANet explores the best the convolutional prior; in accordance with the former results, the Jacobi implementation does not need to run until convergence to achieve impressive results. We also conclude the convolutional prior helps reducing the degrees of freedom of the EdgeNet but requires a deeper and/or wider network to achieve the predefined criterion. This is particularly seen in the GAT based architectures. The GCAT architecture, in here, explores the convolutional prior and reduces the error compared with the edge varying prior that is unhelpful. We finally remark, that for all approaches a substantially lower variance can be achieved by solely increasing the features.

6.3 Authorship attribution

In this third experiment, we assess the performance of the different GNN architectures in an authorship attribution problem based on real data. The goal is to classify if a text excerpt belongs to a specific author or to any other of the 20 contemporary authors based on word adjacency networks (WANs) [44]. A WAN is an author-specific directed graph whose nodes are function words without semantic meaning (e.g., prepositions, pronouns, conjunctions). A directed edge represents the transition probability between a pair of

TABLE 2

Source Localization Test Error in Facebook Subnetwork. The goal is to grid-search the parameters to achieve a mean error of at most 2%. For the architectures that did not achieve this criterion, the minimum error is reported.

Architecture	mean	std. dev.	order {1, 2, 3, 4, 5}	attention heads {1, 2, 3, 4, 5}	epochs {10, 20, 40, 100}	learning rate { 10^{-2} , 10^{-3} }
GCNN	4.0%	13.0%	3	n/a	100	10^{-3}
Edge varying	1.5%	8.4%	1	n/a	10	10^{-3}
Node varying	6.0%	15.8%	3	n/a	20	10^{-3}
Hybrid edge var.	6.6%	15.9%	2	n/a	40	10^{-3}
ARMANet	2.0%	9.7%	1	n/a	20	10^{-3}
GAT	10.9%	20.8%	n/a	1	40	10^{-3}
GCAT	8.0%	18.4%	3	1	100	10^{-3}
Edge varying GAT	7.1%	17.8%	2	3	100	10^{-3}

function words in a text written by an author. The signal on top of this graph is the frequency count for the function words in text excerpts of 1,000 words. The WANs and the word frequency count serve as author signatures and allow learning representation patterns in their writing style. The task translates into a binary classification problem where one indicates the text excerpt is written by the author of interest and zero by any other author.

The WANs of the respective authors have from $N = 190$ to $N = 210$ function words nodes. Following [44], we built single-author WANs for Jane Austen, Emily Brontë, and Edgar Allan Poe. For each author, we processed the texts to count the number of times each function word pair co-appears in a window of ten words. These co-appearances are imputed into an $N \times N$ matrix and normalized row-wise. The resulting matrix is used as shift operator, which can also be interpreted as a Markov chain transition matrix. We considered a train-test split of 95% – 5% of the available texts. Around 8.7% of the training samples are used for validation. This division leads to: (i) Austen: 1346 training samples, 118 validation samples, and 78 testing samples; (ii) Brontë: 1192 training samples, 104 validation samples, 68 testing samples; (iii) Poe: 740 training samples, 64 validation samples, 42 testing samples. For each author, the sets are extended by a similar amount with texts from the other 20 authors shared equally between them.

Architecture parameters. We considered again the eight GNN architectures of the former section shown in the leftmost column of Table 3. Following the setup in [10], all architectures comprise a graph neural layer of $F = 32$ features with ReLU nonlinearity followed by a fully connected layer. The baseline order for all filters is $K = 4$. For the ARMANet this is also the number of denominator coefficients and the order of the direct term in (33); the number of the Jacobi iterations in (34) is one. Our rationale is to show how much the rational part helps improving the performance of the GCNN (which is the direct term in the ARMANet [cf. (33)]). The important nodes for the node varying and the hybrid edge varying are 20 ($\sim 10\%$ of N) selected with the degree centrality. The GAT, GCAT, and edge varying GAT have a single attention head to highlight the role of the convolutional and edge varying recursion over it. The loss function is the cross-entropy optimized over 25 epochs with a learning rate of 0.005. The performance is averaged over ten data splits.

Table 3 shows the results for this experiment. Overall, we see again the graph convolution is a solid prior to learn meaningful representations. This is particularly highlighted

TABLE 3

Authorship Attribution Test Error. The results show the average classification test error and standard deviation on 10 different training-test 95% – 5% splits.

Architecture	Austen	Brontë	Poe
GCNN	7.2(± 2.0)%	12.9(± 3.5)%	14.3(± 6.4)%
Edge Varying	7.1(± 2.2)%	13.1(± 3.9)%	10.7(± 4.3)%
Node varying	7.4(± 2.1)%	14.6(± 4.2)%	11.7(± 4.9)%
Hybrid edge var.	6.9(± 2.6)%	14.0(± 3.7)%	11.7(± 4.8)%
ARMANet	7.9(± 2.3)%	11.6(± 5.0)%	10.9(± 3.7)%
GAT	10.9(± 4.6)%	22.1(± 7.4)%	12.6(± 5.5)%
GCAT	8.2(± 2.9)%	13.1(± 3.5)%	13.6(± 5.8)%
Edge varying GAT	14.5(± 5.9)%	23.7(± 9.0)%	18.1(± 8.4)%

in the improved performance of the GCAT for Austen and Brontë compared with the GAT approach even with a single attention head. These observations also suggest the GAT and the edge varying GAT architectures require multi-head approaches to give a comparable performance. As exception is the case of Poe. In this instance, multi-head attention is also needed for the GCAT. The (approximated) rational part of the ARMANet gives consistent improvement of the GCNN. Hence, we recommend to consider the additional parameterization of the ARMANet when implementing graph convolutional neural networks, since the increased number of parameters and implementation costs are minimal. Finally, we remark that the hybrid edge varying GNN improves the accuracy of the node varying counterpart.

7 CONCLUSION

This paper introduced EdgeNets: GNN architectures that allow each node to collect information from its direct neighbors and apply different weight to each of them. EdgeNets preserve the state-of-the-art implementation complexity and provide a single recursion that encompasses all state-of-the-art architectures. By showcasing how each solution is a particular instance of the EdgeNet, we provided guidelines to develop more expressive GNN architectures, yet without compromising the computational complexity. This paper, in specific, proposed eight GNN architectures that can be readily extended to scenarios containing multi-edge features.

The EdgeNet link showed a tight connection between the graph convolutional and graph attention mechanism, which have been so far treated as two separate approaches. It is found that the graph attention network learns the weight of a graph and then performs an order one convolution over this graph the learned graph. Following this link, we introduced the concept of graph convolutional attention

networks, which is an EdgeNet that jointly learns the edge weights and the parameters of a convolutional filter.

Further research is needed in three main directions. First, in exploring the connection between the EdgeNets and receptive fields to parameterize differently the edge varying graph filter. Second, in assessing the EdgeNets performance in semi-supervised and graph classification scenarios. Third, in characterizing which EdgeNet parameterization has better transferability properties to unseen graphs.

APPENDIX A

PROOF OF PROPOSITION 1

Denote the respective graph shift operator matrices of the graphs \mathcal{G} and \mathcal{G}' as \mathbf{S} and \mathbf{S}' . For \mathbf{P} being a permutation matrix, \mathbf{S}' and \mathbf{x}' can be written as $\mathbf{S}' = \mathbf{P}^\top \mathbf{S} \mathbf{P}$ and $\mathbf{x}' = \mathbf{P}^\top \mathbf{x}$. Then, the output of the convolutional filter in (15) applied to \mathbf{x}' is

$$\mathbf{u}' = \sum_{k=0}^K a_k \mathbf{S}'^k \mathbf{x}' = \sum_{k=0}^K a_k (\mathbf{P}^\top \mathbf{S} \mathbf{P})^k \mathbf{P}^\top \mathbf{x}. \quad (47)$$

By using the properties of the permutation matrix $\mathbf{P}^k = \mathbf{P}$ and $\mathbf{P} \mathbf{P}^\top = \mathbf{I}_N$, the output \mathbf{u}' becomes

$$\mathbf{u}' = \mathbf{P}^\top \left(\sum_{k=0}^K a_k \mathbf{S}^k \mathbf{x} \right) = \mathbf{P}^\top \mathbf{u} \quad (48)$$

which implies the filter output operating on the permuted graph \mathcal{G}' with input \mathbf{x}' is simply the permutation of the convolutional filter in (15) applied to \mathbf{x} . Subsequently, since the nonlinearities of each layer are pointwise they implicitly preserve permutation equivariance; hence, the output of a GCNN layer is a permuted likewise. These permutations will propagate in the cascade of the different layers yielding the final permuted output. \square

APPENDIX B

PROOF OF PROPOSITION 2

To start, let $\check{\Phi}^{(1)} = \Phi^{(0)} + \Phi^{(1)}$ and $\check{\Phi}^{(k)} = \Phi^{(k)}$ for all $k = 2, \dots, K$ be the transformed coefficient matrices. Recall also that $\Phi^{(0)}$ is a diagonal matrix; thus, $\check{\Phi}^{(1)}$ shares the support with $\Phi^{(1)}$ and with $\mathbf{S} + \mathbf{I}_N$. Given the eigendecomposition of the transformed coefficient matrices $\check{\Phi}^{(k)} = \mathbf{V} \Lambda^{(k)} \mathbf{V}^{-1}$ for all $k = 1, \dots, K$, the edge varying filter can be written in the graph spectral domain as

$$a(\Lambda) = \sum_{k=1}^K \left(\prod_{k'=1}^k \Lambda^{(k')} \right). \quad (49)$$

Subsequently, recall that \mathcal{J} is the index set defining the zero entries of $\mathbf{S} + \mathbf{I}_N$ and that $\mathbf{C}_{\mathcal{J}} \in \{0, 1\}^{|\mathcal{J}| \times N^2}$ is the selection matrix whose rows are those of \mathbf{I}_{N^2} indexed by \mathcal{J} [cf. (21)]. Then, the fixed support condition for $\check{\Phi}^{(k)}$ for all $k = 1, \dots, K$ is

$$\mathbf{C}_{\mathcal{J}} \text{vec}(\check{\Phi}^{(k)}) = \mathbf{C}_{\mathcal{J}} \text{vec}(\mathbf{V} \Lambda^{(k)} \mathbf{V}^{-1}) = \mathbf{0}_{|\mathcal{J}|}. \quad (50)$$

Put differently, equation (50) expresses in a vector form the zero entries of $\check{\Phi}^{(k)}$ (hence, of $\Phi^{(0)}, \dots, \Phi^{(K)}$) that match

those of $\mathbf{S} + \mathbf{I}_N$. From the properties of the vectorization operation, (50) can be rewritten as

$$\mathbf{C}_{\mathcal{J}} \text{vec}(\mathbf{V} \Lambda^{(k)} \mathbf{V}^{-1}) = \mathbf{C}_{\mathcal{J}} \text{vec}(\mathbf{V}^{-1} * \mathbf{V}) \boldsymbol{\lambda}^{(k)} \quad (51)$$

where “ $*$ ” denotes the Khatri-Rao product and $\boldsymbol{\lambda}^{(k)} = \text{diag}(\Lambda^{(k)})$ is the N -dimensional vector composed by the diagonal elements of $\Lambda^{(k)}$. As it follows from (50), (51) implies the vector $\boldsymbol{\lambda}^{(k)}$ lies in the null space of $\mathbf{C}_{\mathcal{J}} \text{vec}(\mathbf{V}^{-1} * \mathbf{V})$, i.e.,

$$\boldsymbol{\lambda}^{(k)} \in \text{null}(\mathbf{C}_{\mathcal{J}} \text{vec}(\mathbf{V}^{-1} * \mathbf{V})). \quad (52)$$

Let then \mathbf{B} be a basis that spans this null space [cf. (21)]. The vector $\boldsymbol{\lambda}^{(k)}$ can be expanded as

$$\boldsymbol{\lambda}^{(k)} = \mathbf{B} \boldsymbol{\mu}^{(k)} \quad (53)$$

$\boldsymbol{\mu}^{(k)}$ is the vector containing the basis expansion coefficients. Finally, by putting back together (50)-(53), (49) becomes

$$a(\Lambda) = \sum_{k=1}^K \prod_{k'=1}^k \text{diag}(\mathbf{B} \boldsymbol{\mu}^{(k')}). \quad (54)$$

The $N \times b$ basis matrix \mathbf{B} is a kernel that depends on the specific graph and in particular on the eigenvectors \mathbf{V} . The kernel dimension b depends on the rank of \mathbf{B} and thus, on the rank of the null space in (52). In practice it is often observed that $\text{rank}(\mathbf{B}) = b \ll N$. \square

APPENDIX C

DIFFUSION CENTRALITY

Let \mathbf{S} be the shift operator used to represent the graph structure. We define the diffusion centrality (DC) δ_i of a node i in K shifts, as the i th entry of the vector

$$\boldsymbol{\delta} = \sum_{k=0}^K \mathbf{S}^k \mathbf{1}_N. \quad (55)$$

The DC describes how much each node influences the passing of information in the network for a finite time of hops. The DC vector $\boldsymbol{\delta}$ can also be seen as the convolution of the constant graph signal with a convolutional filter of the form in (??) which has all unitary coefficients. This definition of DC is more appropriate for choices of \mathbf{S} being the adjacency matrix or normalizations of it. For \mathbf{S} being the discrete Laplacian matrix, the DC is zero for all nodes since the constant vector is the eigenvector of the discrete Laplacian corresponding to the zero eigenvalue. The above DC definition is the particularization of the DC proposed in [45] for stochastic setting to the case where all nodes decide to take part in the signal diffusion. Both the DC in (55) and the one from [45] are correlated to Katz-Bonacich centrality and eigenvector centrality.

REFERENCES

- [1] E. Isufi, F. Gama, and A. Ribeiro, “Generalizing graph convolutional neural networks with edge-variant recursions on graphs,” in *27th Eur. Signal Process. Conf.*, A Coruña, Spain: Eur. Assoc. Signal Process., 2-6 Sep. 2019.
- [2] L. Tang and H. Liu, “Relational learning via latent social dimensions,” in *15th ACM SIGKDD Int. Conf. Knowledge Discovery and Data Mining*. Paris, France: ACM, 28 June-1 July 2009, pp. 817–826.

- [3] N. Wale, I. A. Watson, and G. Karypis, "Comparison of descriptor spaces for chemical compound retrieval and classification," *Knowledge and Information Systems*, vol. 14, no. 3, pp. 347–375, 2008.
- [4] M. M. Bronstein, J. Bruna, Y. LeCun, A. Szlam, and P. Vandergheynst, "Geometric deep learning: Going beyond Euclidean data," *IEEE Signal Process. Mag.*, vol. 34, no. 4, pp. 18–42, July 2017.
- [5] D. I. Shuman, S. K. Narang, P. Frossard, A. Ortega, and P. Vandergheynst, "The emerging field of signal processing on graphs: Extending high-dimensional data analysis to networks and other irregular domains," *IEEE Signal Process. Mag.*, vol. 30, no. 3, pp. 83–98, May 2013.
- [6] F. Scarselli, S. L. Yong, M. Gori, M. Hagenbuchner, A. C. Tso, and M. Maggini, "Graph neural networks for ranking web pages," in *The 2005 IEEE/WIC/ACM Int. Conf. Web Intelligence*. Compiegne, France: IEEE, 19–22 Sep. 2005, pp. 1–7.
- [7] F. Scarselli, M. Gori, A. C. Tsoi, M. Hagenbuchner, and G. Monfardini, "The graph neural network model," *IEEE Trans. Neural Netw.*, vol. 20, no. 1, pp. 61–80, Jan. 2009.
- [8] J. Bruna, W. Zaremba, A. Szlam, and Y. LeCun, "Spectral networks and deep locally connected networks on graphs," in *2nd Int. Conf. Learning Representations*. Banff, AB: Assoc. Comput. Linguistics, 14–16 Apr. 2014, pp. 1–14.
- [9] M. Defferrard, X. Bresson, and P. Vandergheynst, "Convolutional neural networks on graphs with fast localized spectral filtering," in *30th Conf. Neural Inform. Process. Syst.* Barcelona, Spain: Neural Inform. Process. Foundation, 5–10 Dec. 2016, pp. 3844–3858.
- [10] F. Gama, A. G. Marques, G. Leus, and A. Ribeiro, "Convolutional neural network architectures for signals supported on graphs," *IEEE Trans. Signal Process.*, vol. 67, no. 4, pp. 1034–1049, Feb. 2019.
- [11] J. Du, J. Shi, S. Kar, and J. M. F. Moura, "On graph convolution for graph CNNs," in *2018 IEEE Data Sci. Workshop*. Lausanne, Switzerland: IEEE, 4–6 June 2018, pp. 239–243.
- [12] T. N. Kipf and M. Welling, "Semi-supervised classification with graph convolutional networks," in *5th Int. Conf. Learning Representations*. Toulon, France: Assoc. Comput. Linguistics, 24–26 Apr. 2017, pp. 1–14.
- [13] K. Xu, W. Hu, J. Leskovec, and S. Jegelka, "How powerful are graph neural networks?" in *7th Int. Conf. Learning Representations*. New Orleans, LA: Assoc. Comput. Linguistics, 6–9 May 2019, pp. 1–17.
- [14] R. Levie, F. Monti, X. Bresson, and M. M. Bronstein, "CayleyNets: Graph convolutional neural networks with complex rational spectral filters," *IEEE Trans. Signal Process.*, vol. 67, no. 1, pp. 97–109, Jan. 2019.
- [15] M. Simonovsky and N. Komodakis, "Dynamic edge-conditioned filters in convolutional neural networks on graphs," in *Conf. Comput. Vision and Pattern Recognition 2017*. Honolulu, HI: Comput. Vision Foundation, 21–26 July 2017, pp. 3693–3702.
- [16] F. Monti, D. Boscaini, J. Masci, E. Rodolà, J. Svoboda, and M. M. Bronstein, "Geometric deep learning on graphs and manifolds using mixture model CNNs," in *Conf. Comput. Vision and Pattern Recognition 2017*. Honolulu, HI: Comput. Vision Foundation, 21–26 July 2017, pp. 3693–3702.
- [17] J. Atwood and D. Towsley, "Diffusion-convolutional neural networks," in *30th Conf. Neural Inform. Process. Syst.* Barcelona, Spain: Neural Inform. Process. Foundation, 5–10 Dec. 2016.
- [18] P. Veličković, G. Cucurull, A. Casanova, A. Romero, P. Liò, and Y. Bengio, "Graph attention networks," in *6th Int. Conf. Learning Representations*. Vancouver, BC: Assoc. Comput. Linguistics, 30 Apr.–3 May 2018, pp. 1–12.
- [19] Z. Wu, S. Pan, F. Chen, G. Long, C. Zhang, and P. S. Yu, "A comprehensive survey on graph neural networks," *arXiv:1901.00596v3 [cs.LG]*, 8 Aug. 2019. [Online]. Available: <http://arxiv.org/abs/1901.00596>
- [20] J. Zhou, G. Cui, Z. Zhang, C. Yang, Z. Liu, L. Wang, C. Li, and M. Sun, "Graph neural networks: A review of methods and applications," *arXiv:1812.08434v4 [cs.LG]*, 10 July 2019. [Online]. Available: <http://arxiv.org/abs/1812.08434>
- [21] Z. Zhang, P. Cui, and W. Zhu, "Deep learning on graphs: A survey," *arXiv:1812.04202v1 [cs.LG]*, 11 Dec. 2018. [Online]. Available: <http://arxiv.org/abs/1812.04202>
- [22] J. B. Lee, R. A. Rossi, S. Kim, N. K. Ahmed, and E. Koh, "Attention models in graphs: A survey," *arXiv:1807.07984v1 [cs.AI]*, 20 July 2018. [Online]. Available: <http://arxiv.org/abs/1807.07984>
- [23] G. Taubin, "Geometric signal processing on polygonal meshes," in *EUROGRAPHICS '2000*. Interlaken, Switzerland: The Eurographics Association, 21–25 Aug. 2000, pp. 1–11.
- [24] D. I. Shuman, P. Vandergheynst, D. Kressner, and P. Frossard, "Distributed signal processing via Chebyshev polynomial approximation," *IEEE Trans. Signal, Inform. Process. Networks*, vol. 4, no. 4, pp. 736–751, Dec. 2018.
- [25] A. Sandryhaila and J. M. F. Moura, "Discrete signal processing on graphs," *IEEE Trans. Signal Process.*, vol. 61, no. 7, pp. 1644–1656, Apr. 2013.
- [26] S. K. Narang, "Compact support biorthogonal wavelet filterbanks for arbitrary undirected graphs," *IEEE Trans. Signal Process.*, vol. 61, no. 19, pp. 4673–4685, Oct. 2013.
- [27] O. Teke and P. P. Vaidyanathan, "Extending classical multirate signal processing theory to graphs—Part I: Fundamentals," *IEEE Trans. Signal Process.*, vol. 65, no. 2, pp. 409–422, Jan. 2017.
- [28] S. Segarra, A. G. Marques, and A. Ribeiro, "Optimal graph-filter design and applications to distributed linear network operators," *IEEE Trans. Signal Process.*, vol. 65, no. 15, pp. 4117–4131, Aug. 2017.
- [29] E. Isufi, A. Loukas, A. Simonetto, and G. Leus, "Autoregressive moving average graph filtering," *IEEE Trans. Signal Process.*, vol. 65, no. 2, pp. 274–288, Jan. 2017.
- [30] D. Bahdanau, K. Cho, and Y. Bengio, "Neural machine translation by jointly learning to align and translate," in *3rd Int. Conf. Learning Representations*. San Diego, CA: Assoc. Comput. Linguistics, 7–9 May 2015, pp. 1–15.
- [31] A. Vaswani, N. Shazeer, N. Parmar, J. Uszkoreit, L. Jones, A. N. Gomez, Ł. Kaiser, and I. Polosukhin, "Attention is all you need," in *31st Conf. Neural Inform. Process. Syst.* Long Beach, CA: Neural Inform. Process. Syst. Foundation, 4–9 Dec. 2017, pp. 1–11.
- [32] M. Coutino, E. Isufi, and G. Leus, "Advances in distributed graph filtering," *IEEE Trans. Signal Process.*, vol. 67, no. 9, pp. 2320–2333, May 2019.
- [33] V. N. Ioannidis, A. G. Marques, and G. B. Giannakis, "A recurrent graph neural network for multi-relational data," in *44th IEEE Int. Conf. Acoust., Speech and Signal Process.* Brighton, UK: IEEE, 12–17 May 2019, pp. 8157–8161.
- [34] R. Levie, E. Isufi, and G. Kutyniok, "On the transferability of spectral graph filters," in *13th Int. Conf. Sampling Theory Applications*. Bordeaux, France: IEEE, 8–12 July 2019, pp. 1–5.
- [35] F. Gama, J. Bruna, and A. Ribeiro, "Stability properties of graph neural networks," *arXiv:1905.04497v2 [cs.LG]*, 4 Sep. 2019. [Online]. Available: <http://arxiv.org/abs/1905.04497>
- [36] F. Gama, G. Leus, A. G. Marques, and A. Ribeiro, "Convolutional neural networks via node-varying graph filters," in *2018 IEEE Data Sci. Workshop*. Lausanne, Switzerland: IEEE, 4–6 June 2018, pp. 220–224.
- [37] A. Sandryhaila and J. M. F. Moura, "Discrete signal processing on graphs: Frequency analysis," *IEEE Trans. Signal Process.*, vol. 62, no. 12, pp. 3042–3054, June 2014.
- [38] J. Liu, E. Isufi, and G. Leus, "Filter design for autoregressive moving average graph filters," *IEEE Trans. Signal, Inform. Process. Networks*, vol. 5, no. 1, pp. 47–60, March 2019.
- [39] F. M. Bianchi, D. Grattarola, C. Alippi, and L. Livi, "Graph neural networks with convolutional ARMA filters," *arXiv:1901.01343v5 [cs.LG]*, 24 Oct. 2019. [Online]. Available: <http://arxiv.org/abs/1901.01343>
- [40] W. A. S. Wijesinghe and Q. Wang, "Dfnets: Spectral cnns for graphs with feedback-looped filters," in *Advances in Neural Information Processing Systems*, 2019, pp. 6007–6018.
- [41] D. P. Kingma and J. L. Ba, "ADAM: A method for stochastic optimization," in *3rd Int. Conf. Learning Representations*. San Diego, CA: Assoc. Comput. Linguistics, 7–9 May 2015, pp. 1–15.
- [42] A. Anis, A. Gadde, and A. Ortega, "Efficient sampling set selection for bandlimited graph signals using graph spectral proxies," *IEEE Trans. Signal Process.*, vol. 64, no. 14, pp. 3775–3789, July 2016.
- [43] J. McAuley and J. Leskovec, "Learning to discover social circles in Ego networks," in *26th Conf. Neural Inform. Process. Syst.* Stateline, TX: Neural Inform. Process. Foundation, 3–8 Dec. 2012.
- [44] S. Segarra, M. Eisen, and A. Ribeiro, "Authorship attribution through function word adjacency networks," *IEEE Trans. Signal Process.*, vol. 63, no. 20, pp. 5464–5478, Oct. 2015.
- [45] A. Banerjee, A. G. Chandrasekhar, E. Duflo, and M. O. Jackson, "The diffusion of microfinance," *Science*, vol. 341, no. 6144, pp. 1236–1248 (1–7), July 2013.