

Bivariate Polynomial Coding for Exploiting Stragglers in Heterogeneous Coded Computing Systems

Burak Hasircioglu^{}, Jesus Gomez-Vilardebo[†], Deniz Gunduz^{*}*

^{*}Imperial College London, UK

[†]Centre Tecnologic de Telecomunicacions de Catalunya (CTTC/CERCA),
Barcelona, Spain

E-mail: b.hasircioglu18@imperial.ac.uk, jesus.gomez@cttc.es, d.gunduz@imperial.ac.uk

Abstract

Polynomial coding has been proposed as a solution to the straggler mitigation problem in distributed matrix multiplication. Previous works in the literature employ univariate polynomials to encode matrix partitions. Such schemes greatly improve the speed of distributed computing systems by making the task completion time to depend only on the fastest workers. However, the work done by the slowest workers, which fails to finish the task assigned to them, is completely ignored. In order to exploit the partial computations of the slower workers, we further decompose the overall matrix multiplication task into even smaller subtasks to better fit workers' storage and computation capacities. In this work, we show that univariate schemes fail to make an efficient use of the storage capacity and we propose bivariate polynomial codes. We show that bivariate polynomial codes are a more natural choice to accommodate the additional decomposition of subtasks, as well as, heterogeneous storage and computation resources at workers. However, in contrast to univariate polynomial decoding, for multivariate interpolation guarantying decodability is much harder. We propose two bivartiate polynomial schemes. The first scheme exploits the fact that bivariate interpolation is always possible for rectangular grid of points. We obtain the rectangular grid of points at the cost of allowing some redundant computations. For the second scheme, we relax the decoding constraint, and require decodability for almost all choices of evaluation points. We present interpolation sets satisfying the almost decodability conditions for certain storage configurations of workers. Our numerical results show that bivariate polynomial coding considerably reduces the completion time of distributed matrix multiplication.

1 Introduction

Matrix multiplication is one of the most crucial building blocks of many machine learning tasks. Availability of massive datasets and large model sizes makes computation tasks for machine learning applications so demanding that they cannot be carried out on a single machine within a reasonable time frame. Thus, to speed up learning, it is necessary to distribute the most demanding computation tasks, e.g. matrix multiplication, to multiple dedicated servers, called *workers*. However,

due to unpredictable delays in their service time, some workers, called *stragglers*, may complete their assigned tasks much slower than the others, leading to serious delays. Mitigating the negative impact of stragglers on the *completion time* of the distributed matrix multiplication has recently been a very active research area [1–13].

One can reduce the effects of the stragglers in the completion time by employing redundant workers. It has been shown in [1] that, rather than simply assigning each computation task to multiple redundant workers, i.e., repetition coding, one can treat stragglers as erasures, and improve the completion time significantly by using ideas from channel coding. In [2], polynomial codes are employed to speed up matrix multiplication, i.e., $A \cdot B$. They propose partitioning A row-wise and B column-wise, and encoding them into two separate polynomials of the same variable. Their design is optimal in terms of download rate, which is the ratio of the total number of bits needed to be downloaded from the workers to the number of bits needed to represent the result of the multiplication. In [3], the authors proposed MatDot codes with an alternative partitioning of matrices, in which A is split column-wise and B is split row-wise. They show that compared to [2], their approach improves the recovery threshold, which is defined in [3] as the minimum number of workers' responses needed to decode the result. However, in [3], the computation load at workers and the communication cost are higher than [2]. Also in [3], PolyDot codes are proposed for square matrices as an interpolation between polynomial codes in [2], and MatDot codes by trading off recovery threshold and cost of communication and computation. In [4], the same problem is studied for arbitrary matrices, and entangled polynomial codes are proposed improving the recovery threshold in [3]. Generalized PolyDot codes [5] are proposed for matrix-vector multiplication in the context of neural network training achieving the recovery threshold in [4]. Recently, in [6], batch multiplication of matrices, i.e., $A_i B_i$, $i \in [L]$ where $L > 1$, is studied and CSA codes are proposed. It is shown that, in the batch multiplication setting, CSA codes improve the upload-download cost trade-off compared to applying entangled polynomial codes separately for each multiplication task in the batch.

Another important aspect of distributed computation is the heterogeneity in workers' computational capacities. If the statistics about this heterogeneity are known to the code designer, then it can be used to balance the computational load of the workers. In [7] the authors assume that the computation times of workers follow a shifted exponential distribution, whose parameters differ across the workers. The authors also assume that a worker's responses are either used as a whole or not used at all. Under this setting, the optimal load allocation problem is solved in [7].

All of these works treat straggler nodes that fail to complete the assigned task as an erasure which implies ignoring completely the work done by them. However, it has been observed in practical implementations [8, 9] that, although the workers are not homogeneous, their computation capabilities are typically similar, and it is rare that a server is completely inactive. In [10], in order to exploit all the work done at the system, including stragglers, tasks of the workers are further divided into smaller partial computations, to allow workers to communicate their partial computations. Therefore, even if a worker is slow, and cannot complete all of its assigned tasks on time, some amount of the work done by this worker can still be exploited. Product codes [11] are used as the underlying coding scheme in [10], but polynomial codes can also be used instead. All of the aforementioned polynomial coding approaches use univariate polynomials for which the storage of the workers are not efficiently utilized.

In order to exploit partial computations, uncoded computation with scheduling is considered in [9]. In [12], a hybrid of uncoded and coded computation is proposed for the same problem in distributed gradient descent. In these works, it is shown that uncoded computation may be more

beneficial if workers are relatively homogeneous, i.e., less diverse computation statistics, which is often the case in web services like AWS, Azur etc. However, in our work, we focus on heterogeneous systems, such as in volunteer computing, peer-to-peer applications, or edge computing which typically exhibit much more computational heterogeneity.

In [8], a hierarchical coding framework for straggler exploitation problem is proposed concerning decoding time, which is the time spent to recover the main computation task from partial computations, in addition to the computation time. The work in [8] is extended to matrix-vector and matrix-matrix multiplications in [13]. For both type of multiplications, they numerically and experimentally show that, while gaining in terms of the decoding time, the computation time of hierarchical coding is only slightly larger than [10] with univariate polynomial coding. Thus, the benefits of hierarchical coding are relevant mainly if the decoding time is comparable to the computation time.

In this work, we focus on the computation time in distributed matrix-matrix multiplication with an emphasis on the efficient use of storage capacities at workers. Similarly to [8–10, 12, 13], our main goal is to exploit partial computations carried out by stragglers. If the partial computations of workers are utilized and the workers are heterogeneous in their computational power and storage, the best we can do is to maximize the number of computations every worker can provide. Thus, any solution to the partial work exploitation problem is also applicable in the heterogeneous workers case, which is also studied in [7]. We propose a novel bivariate polynomial coding technique that allows us to use data storage capacities of the workers more efficiently, and thus improves the computation time. To the best of our knowledge, this is the first time in the literature that multivariate polynomials are used for distributed matrix-matrix multiplication. Similar to [2], our focus is on the schemes with minimum download rate. Choosing the partitioning as in [2] is convenient for us since, as opposed to MatDot, PolyDot and entangled polynomial codes [3, 4], there is no useless terms in the final product and no need for interference alignment in polynomial codes, which is difficult with multivariate polynomials.

2 System Model and Problem Formulation

In our setup, see Figure 1, a central server (CS) is requested to multiply two matrices $A \in \mathbb{R}^{r \times s}$ and $B \in \mathbb{R}^{s \times c}$ for some integers r, s, c , by offloading partial computations to N distributed workers, with possibly heterogeneous data storage and computation capacities. In order to distribute the computation work, matrices A and B are partitioned into K and L submatrices respectively, such that $A = [A_1^T \ A_2^T \ \cdots \ A_K^T]^T$ and $B = [B_1 \ B_2 \ \cdots \ B_L]$, where $A_i \in \mathbb{R}^{\frac{r}{K} \times s}$, $\forall i \in [K] := \{1, 2, \dots, K\}$ and $B_j \in \mathbb{R}^{s \times \frac{c}{L}}$, $\forall j \in [L]$. The CS generates and sends to worker $i \in [N]$, $m_{A,i}$ and $m_{B,i}$ coded matrices $\tilde{A}_{i,k}$ and $\tilde{B}_{i,l}$ based on A and B , respectively, for $k \in [m_{A,i}]$ and $l \in [m_{B,i}]$, where $m_{A,i}$ and $m_{B,i} \in \mathbb{Z}^+$ and $\tilde{A}_{i,k} \in \mathbb{R}^{\frac{r}{K} \times s}$, $\tilde{B}_{i,l} \in \mathbb{R}^{s \times \frac{c}{L}}$. Thus, worker $i \in [N]$ is assumed to have a capacity to store a fraction $M_{A,i} = \frac{m_{A,i}}{K}$ of A and $M_{B,i} = \frac{m_{B,i}}{L}$ of B . How these coded matrices are generated depends on the specific coding scheme employed. In this work, coded matrices are obtained as linear combinations of the original matrix partitions.

Worker i computes the products of the coded submatrices assigned to it, i.e., $\tilde{A}_{i,k} \tilde{B}_{i,l}$, $k \in [m_{A,i}]$, $l \in [m_{B,i}]$. In order to exploit the partial work done by the workers, the results of these individual products are sent to the CS as soon as they are finished. The maximum number of results that can be sent to the CS from worker i , without updating the local storage is denoted by η_i , such that $\eta_i \leq m_{A,i} m_{B,i}$, which depends on the coding scheme and is thus a measure of the memory efficiency of the code. Finally, the CS collects all responses from the workers to decode the product AB . We

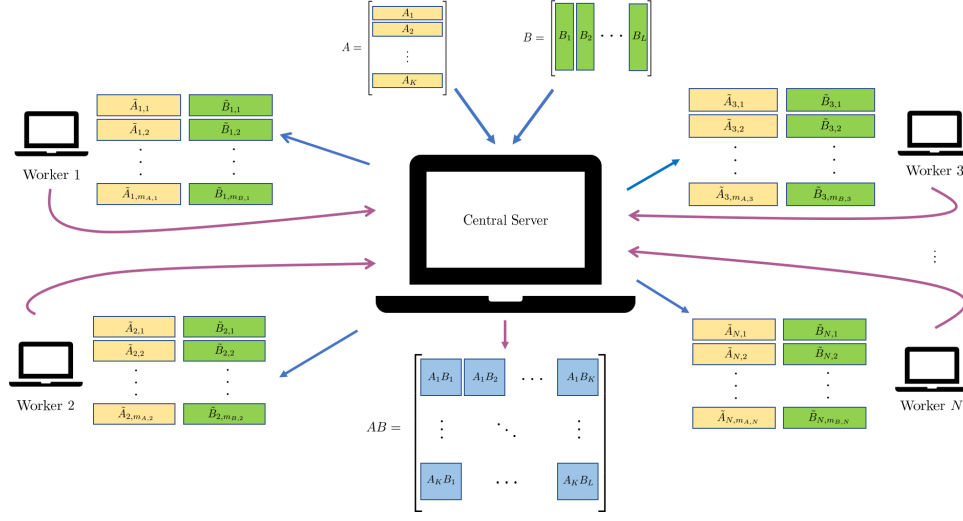


Fig. 1: Central server computes $\mathbf{A} \cdot \mathbf{B}$ by offloading the computations to N workers

define **the recovery threshold** R_{th}^1 as the minimum number of responses the CS must receive from the workers to decode the product AB . For all the coding schemes discussed here, we have $R_{th} = KL$. The computational complexity of the partial product $\tilde{A}_{i,j} \tilde{B}_{i,l}$ is a fraction $C_{part} = \frac{1}{KL}$ of the computational complexity of the full product AB . Hence, the maximum work done at a worker is a fraction

$$\begin{aligned} C_{full} &= \eta_i C_{part} \\ &= \frac{\eta_i}{m_{A,i} m_{B,i}} M_{A,i} M_{B,i} \end{aligned}$$

of the work required to compute AB . We further define C_{wasted} as the ratio of the wasted computation, i.e., computed but not used for recovering AB , in the worst case situation to the computational complexity of the full product AB .

For a fixed N and a fixed total storage capacity per worker, we are interested in minimizing the expected computation time. In this sense, we are interested in high storage efficiency η_i schemes with small partial computation complexity C_{part} and small C_{wasted} in order to better exploit the partial work done at stragglers.

Table 1 summarizes the main results obtained for the schemes discussed in this work.

¹ In the related literature, recovery threshold is also referred as the number of workers that finish their full computation task in order to decode AB . Our definition is different from those since we allow workers to have several sub-tasks instead of one big main task.

Strategy	C_{full}	C_{wasted}^2	$(M_{A,i}, M_{B,i})$	System constraints
Scheme 1	$M_{A,i}M_{B,i}$	$NM_AM_B - 1$	$(\frac{1}{K}, \frac{1}{L})$	$m_{A,i} = m_{B,i} = 1$
Scheme 2	$\frac{M_{A,i}M_{B,i}}{m}$	$N \frac{M_AM_B}{m^2}$	$(\frac{m_i}{K}, \frac{m_i}{L})$	$m_{A,i} = m_{B,i} = m_i \in [\min(K, L)]$
Scheme 3	$M_{A,i}M_{B,i}$	$(n_AM_B - 1)(1 - \frac{M_A}{m_A}) + (n_B M_A - 1)(1 - \frac{M_B}{m_B})$	$(\frac{m_A}{K}, \frac{m_B}{L})$	$N = n_A n_B$ $m_{A,i} = m_A, m_{B,i} = m_B$ $K \leq n_A m_B, L \leq n_B m_A$
Scheme 4 a)	$M_{A,i}M_{B,i}$	$N \frac{M_AM_B}{m_A m_B}$	$(\frac{1}{K}, \frac{m_{B,i}}{L})$	$m_{B,i} \in \{1, \dots, L\}$
Scheme 4 b)	$M_{A,i}M_{B,i}$	$N \frac{M_AM_B}{m_A m_B}$	$(\frac{m_{A,i}}{K}, 1)$	$m_{A,i} \geq 1$ and $m_{B,i} = L$
Scheme 5 a)	$M_{A,i}M_{B,i}$	$N \frac{M_AM_B}{m_A m_B}$	$(\frac{m_{A,i}}{K}, \frac{1}{L})$	$m_{A,i} \in \{1, \dots, K\}$
Scheme 5 b)	$M_{A,i}M_{B,i}$	$N \frac{M_AM_B}{m_A m_B}$	$(1, \frac{m_{B,i}}{L})$	$m_{B,i} \geq 1$ and $m_{A,i} = K$

Tab. 1: Summary of the schemes studied in this work

3 Univariate Schemes

In this section, we review recently proposed solutions in the literature based on univariate polynomial interpolation.

Scheme 1: We first introduce the polynomial codes presented in [2] to combat stragglers' effects in distributed matrix multiplication. In this approach, the CS encodes the submatrices using the polynomials

$$\begin{aligned}\tilde{A}(x) &= A_1 + A_2x + \dots + A_Kx^{K-1} \\ \tilde{B}(x) &= B_1 + B_2x^K + \dots + B_ix^{(i-1)K} + \dots + B_Lx^{(L-1)K}.\end{aligned}$$

In particular, for each worker $\forall i \in [N]$, the CS evaluates $\tilde{A}(x_i)$ and $\tilde{B}(x_i)$ such that $x_i \neq x_j$ if $i \neq j, \forall i, j \in [N]$, and sends them to worker i . Thus, every worker is assumed to have a storage capacity for just one coded partition of A and one partition of B , that is $m_{A,i} = m_{B,i} = 1$ and $M_{A,i} = 1/K, M_{B,i} = 1/L \forall i$. Worker i computes $C(x_i) = \tilde{A}(x_i)\tilde{B}(x_i)$ and sends the result back to CS. No other computations are done at the worker and thus $\eta_i = m_{A,i}m_{B,i} = 1$. Once the CS receives any $R_{th} = KL$ results from workers, the CS can interpolate the polynomial

$$C(x) = \tilde{A}(x)\tilde{B}(x) = \sum_{i=1}^K \sum_{j=1}^L A_i B_j x^{i-1+K(j-1)}$$

of degree $KL - 1$. Observe that the coefficients of the interpolated polynomial correspond to the KL subproducts $A_i B_j, \forall i \in [K], \forall j \in [L]$ of AB . Finally, notice that

$$C_{\text{full}} = C_{\text{part}} = \frac{1}{KL} = M_{A,i}M_{B,i}$$

for all $i \in [N]$. Observe that with $N > R_{th}$, this scheme can compensate up to $N - R_{th}$ stragglers. It helps reducing finishing time because of parallelization and redundant workers. However, all the

² Case of homogeneous storage capacity of workers

work done by the $N - R_{\text{th}}$ slowest workers is ignored and thus wasted. In particular, in the worst case, where all the $N - R_{\text{th}}$ slowest workers finish simultaneously, the fraction (relative to the full matrix-matrix product) of work wasted is given by

$$\begin{aligned} C_{\text{wasted}} &= (N - R_{\text{th}})C_{\text{part}} \\ &= NM_{A,i}M_{B,i} - 1. \end{aligned}$$

Scheme 2: To exploit the partial work done at slower workers, a direct extension of Scheme 1 is presented here by using partial computations. This is in fact the scheme proposed in [10] by using univariate polynomials. Here, we additionally allow heterogeneous storage capacities at workers. The main idea consists of dividing the task assigned to a worker into smaller subtasks, i.e., larger K and L , and allowing the workers to store multiple partitions of each matrices. Specifically, we allow worker i to store $m_i = m_{A,i} = m_{B,i}$ coded partitions of matrices A and B . That is $M_{A,i} = m_i/K$ and $M_{B,i} = m_i/L$. For worker i , the CS evaluates $\tilde{A}(x)$ and $\tilde{B}(x)$ at m different points $\{x_{i,1}, \dots, x_{i,m}\}$ such that $x_{i,k} \neq x_{j,l}$ if $(i,k) \neq (j,l), \forall i,j \in [N]$ and $\forall k,l \in [m]$. Then, worker i computes $\tilde{A}(x_{i,j})\tilde{B}(x_{i,j})$ consecutively for $j \in [m]$ and sends the result to CS after completion of every partial computation. Observe that multiplications are only allowed between $\tilde{A}(x)$ and $\tilde{B}(x)$ evaluated at the same points $x_{i,k}$, and thus $\eta_i = m_i, \forall i \in [N]$. The CS is able to interpolate $\tilde{A}(x)\tilde{B}(x)$ as soon as it receives $R_{\text{th}} = KL$ responses from the workers. Thus

$$\begin{aligned} C_{\text{part}} &= \frac{1}{KL} = \frac{M_{A,i}M_{B,i}}{m_i^2} \\ C_{\text{full},i} &= m_i C_{\text{part}} = \frac{M_{A,i}M_{B,i}}{m_i}. \end{aligned}$$

Compared to Scheme 1, Scheme 2 exploits the partial work done by slower workers. Specifically, for a fixed storage capacities at workers, i.e. assuming $m_i = m$ for all i , the total fraction of the work wasted in the worst case situation in which all the workers were up to finish its ongoing partial multiplication once the KL_{th} result is received by the CS, is given by

$$\begin{aligned} C_{\text{wasted}} &= (N - 1) C_{\text{part}} \\ &< N \frac{M_A M_B}{m^2}. \end{aligned}$$

However, Scheme 2 does a quite inefficient use of the storage capacity at workers. Observe that even if a worker has enough storage capacity to fully store A and B , namely $m_i = \max\{K, L\}$ and thus $M_{A,i} \geq 1$ and $M_{B,i} \geq 1$, it, alone, can only obtain K partial computations of the KL that are needed to obtain the matrix product AB . Indeed, fixed the storage capacity at workers, i.e. $M_{A,i}$ and $M_{B,i}$, the maximum fraction of work done at a worker, i.e. C_{full} decreases with m_i , and thus for Scheme 2 if, in order to better exploit partial work at staggers, we partition matrices into more and more pieces by increasing m_i , the maximum computation capacity of that particular worker and, consequently, of the overall system decreases by the same factor. The bivariate schemes presented in the next section addresses this problem.

4 Bivariate Polynomial Coding

Before presenting the proposed coded computing schemes, we introduce some basic concepts and definitions from polynomial interpolation theory.

Definition 1. Let us assume we are given a (multivariate) polynomial $C(z)$, a set of points $Z = \{z_1, \dots, z_n\}$ and the evaluations of the polynomial at these points, i.e., $C(z)$, $z \in Z$, we can formulate the interpolation problem as a linear system of equations. The unknowns of these equations are the coefficients of the polynomial. We define the **interpolation matrix** as the coefficient matrix of this linear system, denoted by $M(Z)$. The determinant of $M(Z)$ is denoted by $D(Z)$. In the literature, $M(Z)$ is also called the Vandermonde matrix and $D(Z)$ the Vandermonde determinant. The determinant of $M(Z)$ can only be formed if $M(Z)$ is a square matrix.

Definition 2. An interpolation scheme is defined to be a specific set of rules that evaluation points must satisfy. For example, in a univariate scheme, $z_i = z_i + 1$ is an interpolation scheme since it defines a relation between the evaluation points, making them non-arbitrary. A set of evaluation points Z is called **poised** if the interpolation matrix for these points is invertible. An interpolation scheme is called **regular** if every set of allowed evaluation points is poised. An interpolation scheme is **almost regular** if $D(Z) \neq 0$ for almost all sets of nodes, Z . This means that there is no special structure making $D(Z)$ zero; and thus, if we would draw the elements of Z uniformly random from the space whose elements are in \mathbb{R} and satisfies the set of rules imposed by interpolation scheme, then the measure of the event $\{D(Z) = 0\}$ becomes zero.

It is well known that univariate polynomial interpolation is regular if the evaluation points are distinct. It follows from the fact that, the interpolation matrix for univariate interpolation of degree $n - 1$ is

$$M(Z) = \begin{bmatrix} 1 & x_1 & x_1^2 & \cdots & x_1^{n-1} \\ 1 & x_2 & x_2^2 & \cdots & x_2^{n-1} \\ \vdots & \vdots & \vdots & \vdots & \vdots \\ 1 & x_n & x_n^2 & \cdots & x_n^{n-1} \end{bmatrix} \quad (1)$$

and it is always invertible if all x_i 's are distinct. However, for bivariate interpolation there are very few cases for which sufficient conditions for regularity are known. Unfortunately, as we will illustrate in section 4.1, these known cases do not perfectly fit to distributed computing schemes.

For bivariate interpolation, we encode partitions of A with

$$\tilde{A}(x) = A_1 + A_2x + \cdots + A_Kx^{K-1}$$

and partitions of B with

$$\tilde{B}(y) = B_1 + B_2y + \cdots + B_Ly^{L-1}.$$

Then, workers compute products of $\tilde{A}(x)$ and $\tilde{B}(y)$. Thus, the CS needs to interpolate the bivariate polynomial

$$C(x, y) = \sum_{i=1}^K \sum_{j=1}^L A_i B_j x^{i-1} y^{j-1}.$$

Such kind of interpolation is also referred to as tensor product type in the literature. For a detailed discussion, we refer the reader to [14, Section 8.2]. Since $C(x, y)$ has KL coefficients, given KL evaluations of the polynomial $C(z) = C(x, y)$ at $Z = \{(x_1, y_1), (x_2, y_2), \dots, (x_{KL}, y_{KL})\}$, we can formulate the interpolation problem as a set of simultaneous linear equations for the coefficients $A_i B_j$ of the polynomial. In this case, the interpolation matrix $M(Z)$ reads

$$M(Z) = \begin{bmatrix} 1 & x_1 & \cdots & x_1^{K-1} & y_1 & \cdots & x_1^{K-1}y_1 & \cdots & y_1^{L-1} & \cdots & x_1^{K-1}y_1^{L-1} \\ 1 & x_2 & \cdots & x_2^{K-1} & y_2 & \cdots & x_2^{K-1}y_2 & \cdots & y_2^{L-1} & \cdots & x_2^{K-1}y_2^{L-1} \\ \vdots & \vdots & \vdots & \vdots & \vdots & \vdots & \vdots & \ddots & \vdots & \vdots & \vdots \\ 1 & x_{KL} & \cdots & x_{KL}^{K-1} & y_{KL} & \cdots & x_{KL}^{K-1}y_{KL} & \cdots & y_{KL}^{L-1} & \cdots & x_{KL}^{K-1}y_{KL}^{L-1} \end{bmatrix}. \quad (2)$$

Bivariate coding schemes we discuss in this section allow heterogeneous storage capacities at workers. Specifically, worker i stores $\tilde{A}(x_{i,k})$ and $\tilde{B}(y_{i,l})$ for $k = 1, \dots, m_{A,i}$ and $l = 1, \dots, m_{B,i}$ with $m_{A,i} \in [K]$ and $m_{B,i} \in [L]$. Thus, $M_{A,i} = m_{A,i}/K$ and $M_{B,i} = m_{B,i}/L$. Workers compute sequentially, in a predetermined order to be specified later, all $m_{A,i}m_{B,i}$ cross-products $C(x_{i,k}, y_{i,l}) = \tilde{A}(x_{i,k})\tilde{B}(y_{i,l})$ for $k = 1, \dots, m_{A,i}$ and $l = 1, \dots, m_{B,i}$.

To see the potential benefits of bivariate interpolation based strategies. Suppose for now, that we could guarantee that the first KL evaluations returned from any of the worker form a regular set of points for our bivariate polynomial $C(x, y)$. Then,

$$C_{\text{part}} = \frac{1}{KL} = \frac{M_{A,i}M_{B,i}}{m_{A,i}m_{B,i}}$$

and

$$\begin{aligned} C_{\text{full},i} &= m_{A,i}m_{B,i}C_{\text{part}} \\ &= M_{A,i}M_{B,i}. \end{aligned}$$

Observe that for a given storage capacity $M_{A,i}$ and $M_{B,i}$, the maximum amount of work done at worker i , $C_{\text{full},i}$, does not decrease with $m_{A,i}$ and $m_{B,i}$ anymore. In univariate schemes, the reason behind storage inefficiency is that workers are limited to use the same evaluation points for $\tilde{A}(x)$ and $\tilde{B}(x)$ while computing $\tilde{A}(x)\tilde{B}(x)$. Specifically, it is not possible to use cross-products such as $\tilde{A}(x_{i,j})\tilde{B}(x_{i,k})$ when $j \neq k$. As a result of this, $C_{\text{full},i}$ decreases with $m_{A,i}$ and $m_{B,i}$. However, as we have shown, in bivariate polynomial interpolation, since we can also exploit cross-products, we are now using memory more efficiently. We also have the ability to exploit the computation power of stragglers. Notice that the total fraction of work wasted in a worst case situation, and assuming $m_{A,i} = m_A$ and $m_{B,i} = m_B$ for all i , is given by

$$\begin{aligned} C_{\text{wasted}} &= (N-1)C_{\text{part}} \\ &< N \frac{M_A M_B}{m_A m_B}. \end{aligned} \quad (3)$$

Unfortunately, in order to guarantee that the resultant interpolation problem is regular, we will need to add further constraints to our scheme. In the following subsections, we first consider the rectangular set of interpolation points, which is known to result in regular bivariate interpolation, and discuss its limitations and difficulties to fit into distributed matrix multiplication problem. Next, we relax the regularity condition to almost regularity, and give sufficient conditions for almost regularity. Based on this conditions, we propose our bivariate coding scheme.

4.1 Bivariate interpolation on rectangular grids

It is well known that a $K \times L$ tensor-product type interpolation problem is regular for any rectangular grid of points $\{x_1, x_2, \dots, x_K\} \times \{y_1, y_2, \dots, y_L\}$ satisfying $x_i \neq x_j$ and $y_i \neq y_j \forall i \neq j$. The scheme described exploits this fact. It can be seen as the bivariate interpolation equivalent of the scheme proposed in [10] based on product codes, here further generalized to allow $m_A \neq m_B$ and $n_A \neq n_B$, where $N = n_A n_B$.

Scheme 3: Assume all workers can equally store m_A partition of A and m_B partition of B and $N = n_A n_B$ such that $K \leq m_A n_B$ and $L \leq m_B n_A$. The CS generates n_B disjoint sets $X_j = \{x_{j,1}, x_{j,2}, \dots, x_{j,m_A}\}$ for $j = 1, \dots, n_B$ with $|X_j| = m_A$ distinct points and n_A disjoint sets $Y_i = \{y_{i,1}, y_{i,2}, \dots, y_{i,m_B}\}$ for $i = 1, \dots, n_A$ with $|Y_i| = m_B$ distinct points. To each worker, the CS assigns one of the $N = n_A n_B$ rectangular grids of points $X_j \times Y_i$ for $j = 1, \dots, n_B$, $i = 1, \dots, n_A$. We refer to this as worker (j, i) . Worker (j, i) stores $\tilde{A}(x) \forall x \in X_j$ and $\tilde{B}(y) \forall y \in Y_i$. Consequently, worker (j, i) can compute any of the $m_A m_B$ products $C(x, y) = \tilde{A}(x) \tilde{B}(y)$ with $x \in X_j$ and $y \in Y_i$. Observe that, all together, the set of evaluation points at workers form a rectangular grid of size $m_A n_B \times m_B n_A$. Next, notice that for a given \hat{y} , $C(x, \hat{y})$ is a univariate polynomial of degree $K - 1$ on x , and thus $C(x, \hat{y})$ can be determined from K evaluations of $C(x, \hat{y})$. Similarly, for a given \hat{x} , $C(\hat{x}, y)$ is a univariate polynomial of degree $L - 1$ on y , and thus can be determined from L evaluations of $C(\hat{x}, y)$. Observe that for any point $\hat{x} \in X_j$ there are a total of n_A workers (j, i) for $i = 1, \dots, n_A$ and each of them can compute m_B distinct evaluations of the univariate polynomial $C(\hat{x}, y)$. Once the first L of these evaluations are received from any worker, the univariate polynomial $C(\hat{x}, y)$ can be reconstructed everywhere. Similarly, for any point $\hat{y} \in Y_j$ there are a total of n_B workers (j, i) for $j = 1, \dots, n_B$ and each of them can compute m_A distinct evaluations of the univariate polynomial $C(x, \hat{y})$. Once the first K of these evaluations are received from any worker, the univariate polynomial $C(x, \hat{y})$ can be reconstructed everywhere. Moreover, once we have the evaluations of $C(x, y)$ for any rectangular grid of size $K \times L$, either directly received from the workers or via univariate interpolation, the bivariate interpolation problem can be solved.

Observe, however, that any computation received at the CS which was already interpolated from previous results is redundant. In [10], for the particular case $m_A = m_B$, $n_A = n_B$, different heuristics for organizing the computations at workers in order to minimize redundant computations were discussed.

Example 1. Let us assume both matrices A and B are partitioned into $K = L = 10$ pieces, and that there are $N = 15$ workers. We further assume every worker can store $M_A = 3/10$ of A and $M_B = 5/10$ of B . We factorize $N = n_A n_B$ where $n_A = 3$ and $n_B = 5$. Then worker (j, i) stores $\{\tilde{A}(x_{j,1}), \tilde{A}(x_{j,2}), \tilde{A}(x_{j,3})\}$ and $\{\tilde{B}(y_{i,1}), \tilde{B}(y_{i,2}), \tilde{B}(y_{i,3}), \tilde{B}(y_{i,4}), \tilde{B}(y_{i,5})\}$. Let us assume the order of computation is random within a worker. Figure 2 shows an instance of the received responses from the workers. Every worker is represented by 3×5 rectangle. As an example, worker $(4, 2)$ is emphasized in the figure. Note that the columns and the rows colored by green can be completely decoded by the received responses. Observe that there are columns/rows which have less than 10 computations, e.g., column $x_{4,1}$, but they can be obtained by first interpolating other rows/columns. As we stated, there must be at least 10 green columns and 10 green rows in order to decode $C(x, y)$. Unfortunately, in our example, there are only 6 green columns and 7 green rows. Note that there are $110 > KL = 100$ responses received by the CS, and still they are not sufficient to decode $A \cdot B$.

The total fraction of the work wasted in the worst case is dependent on the heuristics employed. If we consider uniformly random computation order in the workers, which is reported to perform well

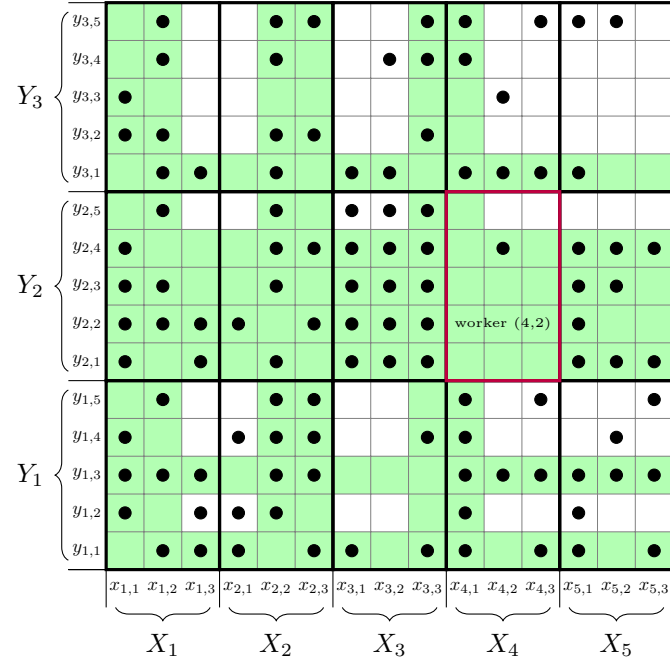


Fig. 2: An instance of the received partial computations from workers in Example 1 in which $m_A = 3$, $m_B = 5$, $n_A = 3$ and $n_B = 5$

in [10], then every order that can be received at the CS is possible. In the worst case, there may be $(K-1)$ fully computed columns, that is in every column there are exactly $n_A m_B$ computations, and one column with exactly L computations. Thus in this case $n_A m_B - L$ computations in each of $K-1$ fully computed columns are useless. On the other hand, there may be $L-1$ fully computed rows and one row with exactly K computations. Therefore, $n_B m_A - K$ computations in each of $L-1$ fully computed rows are useless. Thus in total, we have $(n_A m_B - L)(K-1) + (n_B m_A - K)(L-1)$ useless, thus wasted, computations. Please refer to Example 2 for an example case and its visualization. Thus the fraction of wasted computations in the worst case is

$$\begin{aligned} C_{\text{wasted}} &= [(n_A m_B - L)(K-1) + (n_B m_A - K)(L-1)] C_{\text{part}} \\ &= [(n_A m_B - L)(K-1) + (n_B m_A - K)(L-1)] \frac{1}{KL} \\ &= (n_A m_B - 1) \left(1 - \frac{M_A}{m_A}\right) + (n_B m_A - 1) \left(1 - \frac{M_B}{m_B}\right). \end{aligned}$$

The expression is highly dependent on how n_A and n_B are allocated. Increasing memory M_A and M_B with K and L constant or increasing K and L with memory constant both increase C_{wasted} . However, it is worth noting that C_{wasted} we calculated here is the worst case and the situation may not be that bad most of the time.

Example 2. Consider the setting in Example 1. In this case, the worst case for the wasted computation happens as in Figure 3. The red circles represents the unnecessary computations received by the CS. The green circle represents the last computation received by the CS. Notice that despite so many responses received by the CS, without this last computation, decoding of $C(x, y)$ is not possible.

Scheme 3, finally obtains a rectangular grid of points which guarantee decodability. However, it requires the additional constraints to the system, i.e. $N = n_A n_B$, $K < n_A m_B$, $L < n_B m_A$ and homogeneous storage capacities at workers, and yet it was not possible to ensure that the first KL results arriving at the CS from a regular interpolation problem. By relaxing the regularity requirement, and adding some constraint to the system, in the next section, we will propose bivariate interpolation schemes for which we can guarantee that the interpolation problem can be solved for almost all possible sets of node Z , while supporting heterogeneous workers.

4.2 Almost regular bivariate interpolation schemes

It is well known that if we can choose KL evaluation points arbitrarily in the space \mathbb{R}^2 , our bivariate polynomial interpolation problem is almost regular [Corollary 5.6.4 14]. However, to make memory usage efficient at workers, we require workers to compute all the possible cross-products $A(x_{i,j})B(x_{i,k})$. This, in turn, impose a structure on the interpolation points, preventing us to state the almost regularity of the problem in virtue of [Corollary 5.6.4 14].

In Theorem 1, we show the almost regularity of certain interpolation sets with a structure that allows cross-products. We will propose our storage-efficient interpolation schemes based on these sets.

Theorem 1. *For the interpolation problem of polynomial $C(x, y) = (A_1 + A_1 x + \dots + A_K x^{K-1})(B_1 + B_2 y + \dots + B_L y^{L-1})$, let*

$$\mathcal{U} = \cup_{i \in [N]} \{x_{i,1}, x_{i,2}, \dots, x_{i,K}\} \times \{y_{i,1}, y_{i,2}, \dots, y_{i,L}\}$$

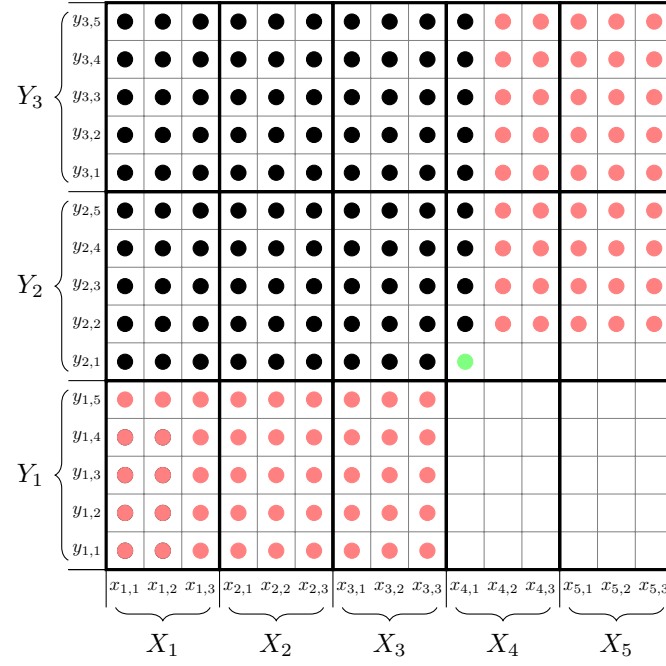
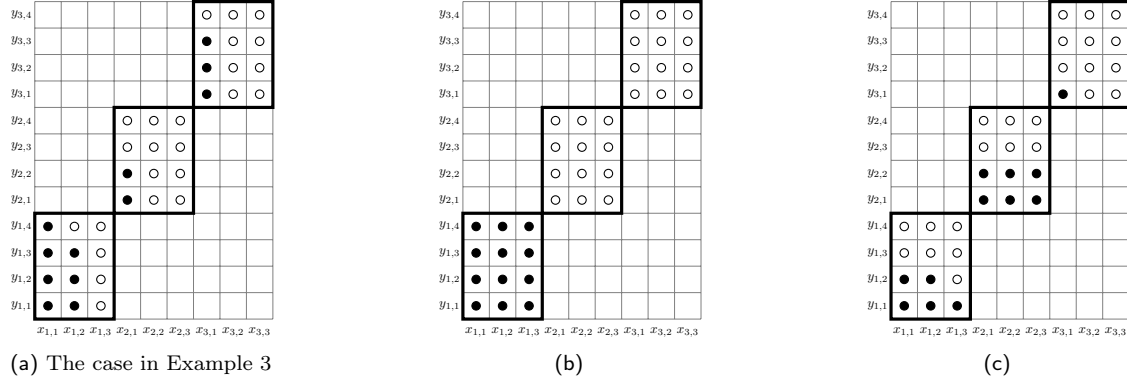


Fig. 3: Worst case scenario for C_{wasted} of Scheme 3 when $K = L = 10$, $N = 15$, $M_A = 3/10$ and $M_B = 5/10$.

Fig. 4: Visualization of \mathcal{U} and three different Z sets

For any set $Z \subset \mathcal{U}$ with $|Z| = KL$, if at least one of the conditions a or b is satisfied, then $\det(M(Z)) \neq 0$ for almost all choices of sets Z and \mathcal{U} .

- a) If $(x_{i,k}, y_{i,l}) \in Z$ then “ $\forall (x_{i,m}, y_{i,n}) \in Z : 1 \leq m < k, 1 \leq n \leq L$ ” and “ $\forall (x_{i,k}, y_{i,m}) \in Z : 1 \leq m \leq l$ ”
- b) If $(x_{i,k}, y_{i,l}) \in Z$ then “ $\forall (x_{i,m}, y_{i,n}) \in Z : 1 \leq m \leq K, 1 \leq n < l$ ” and “ $\forall (x_{i,m}, y_{i,l}) \in Z : 1 \leq m \leq k$ ”

We give a self-contained proof in Appendix A. It is based on the Taylor series expansion of the determinant of $M(Z)$. The key idea of using Taylor series expansion is inspired from [Chapter 5, 14]. The following example, together with Figure 4 helps visualizing these set of conditions.

Example 3. We generate an instance of Z satisfying condition a of Theorem 1. Let us take $K = 3$, $L = 4$.

$$\begin{aligned}
 Z \subset \mathcal{U} = \{ & (x_{1,1}, y_{1,1}), (x_{1,1}, y_{1,2}), (x_{1,1}, y_{1,3}), (x_{1,1}, y_{1,4}), (x_{1,2}, y_{1,1}), (x_{1,2}, y_{1,2}), (x_{1,2}, y_{1,3}), \\
 & (x_{1,2}, y_{1,4}), (x_{1,3}, y_{1,1}), (x_{1,3}, y_{1,2}), (x_{1,3}, y_{1,3}), (x_{1,3}, y_{1,4}), (x_{2,1}, y_{2,1}), (x_{2,1}, y_{2,2}), \\
 & (x_{2,1}, y_{2,3}), (x_{2,1}, y_{2,4}), (x_{2,2}, y_{2,1}), (x_{2,2}, y_{2,2}), (x_{2,2}, y_{2,3}), (x_{2,2}, y_{2,4}), \\
 & (x_{2,3}, y_{2,1}), (x_{2,3}, y_{2,2}), (x_{2,3}, y_{2,3}), (x_{2,3}, y_{2,4}), \dots \}
 \end{aligned} \tag{4}$$

Let us generate a Z set from \mathcal{U} according to a of Theorem 1. Assume $(x_{1,2}, y_{1,2}) \in Z$, then according to a of Theorem 1, $(x_{1,1}, y_{1,1}), (x_{1,1}, y_{1,2}), (x_{1,1}, y_{1,3}), (x_{1,1}, y_{1,4}) \in Z$. This means that all elements of \mathcal{U} with $x_{1,1}$ in their x coordinates are also included in Z . Moreover, we must also have $(x_{1,2}, y_{1,1})$ in Z . If we choose other elements also in accordance with a, an example Z set would be

$$\begin{aligned}
 Z = \{ & (x_{1,1}, y_{1,1}), (x_{1,1}, y_{1,2}), (x_{1,1}, y_{1,3}), (x_{1,1}, y_{1,4}), (x_{1,2}, y_{1,1}), (x_{1,2}, y_{1,2}), (x_{1,2}, y_{1,3}), (x_{2,1}, y_{2,1}), \\
 & (x_{2,1}, y_{2,2}), (x_{3,1}, y_{3,1}), (x_{3,1}, y_{3,2}), (x_{3,1}, y_{3,3}) \}.
 \end{aligned}$$

Note that $|Z| = 12 = KL$. Thus we can say that Z is a set generating an almost regular interpolation scheme as long as the values of $x_{i,j}$ and $y_{k,l} \forall i, j, k, l$ are chosen independently.

In Figure 4, we visualize \mathcal{U} and several possible Z sets. The unfilled circles represent the elements of \mathcal{U} . If an element from \mathcal{U} is in Z , then we show this element with a filled circle. Figure 4a shows

the case in Example 3, and, in fact, the condition a of Theorem (1) is satisfied. In Figure (4c), condition b is satisfied, and in Figure (4b), both a and b of Theorem (1) are satisfied.

Scheme 4: Let us assume the responses from the workers satisfies condition a of Theorem (1). For that we require the computations at workers must be done in a vertical order. In the vertical computation order, without completing a column, i.e., L computations with a common x coordinate, computations from the other columns are not allowed. In this scheme, we will choose evaluation points so that they can satisfy condition a of Theorem 1. This is possible in two ways.

- a) Store a single partition of A , and any number of partitions of B , i.e., $m_{A,i} = 1$ and $m_{B,i} \leq L$,
or
- b) Store full matrix B , and any number of partitions of A , i.e., $m_{A,i} \geq 1$ and $m_{B,i} = L$.

As usual, the CS sends to worker i , $m_{A,i}$ evaluations of $\tilde{A}(x)$ at points $\{x_{i,1}, x_{i,2}, \dots, x_{i,m_{A,i}}\}$ and $m_{B,i}$ evaluations of $\tilde{B}(y)$ at points $\{y_{i,1}, y_{i,2}, \dots, y_{i,m_{B,i}}\}$. In the computation phase, as we stated, workers should follow a vertical computation order. That is worker i computes cross-products $\tilde{A}(x_{i,j})\tilde{B}(y_{i,k})$ with increasing order of (j, k) . The increasing order is defined as $(j, k) \leq (\hat{j}, \hat{k})$ if $[(j < \hat{j}) \vee (j = \hat{j} \wedge k \leq \hat{k})]$. Such computation order guarantees condition a of Theorem 1 is satisfied. Figure (4a) and Figure (4b) constitute examples of received responses from 3 workers, when Scheme 4 is employed.

Scheme 5: Let us assume the responses from the workers satisfies condition b of Theorem (1). In this case, the computations in the workers must be done in a horizontal order. In the horizontal computation order, without completing a row, i.e., K computations with a common y coordinate, computations from the other rows are not allowed. The evaluation points in this scheme are designed to satisfy condition b of Theorem 1. This is possible in two ways.

- a) Store a single partition of B , and any number of partitions of A , i.e., $m_{A,i} \leq K$ and $m_{B,i} = 1$,
or
- b) Store full matrix A , and any number of partitions of B , i.e., $m_{A,i} = K$ and $m_{B,i} \geq 1$

Similar to Scheme 4, the CS sends to worker i , $m_{A,i}$ evaluations of $\tilde{A}(x)$ at points $\{x_{i,1}, x_{i,2}, \dots, x_{i,m_{A,i}}\}$ and $m_{B,i}$ evaluations of $\tilde{B}(y)$ at points $\{y_{i,1}, y_{i,2}, \dots, y_{i,m_{B,i}}\}$. In the computation phase, worker i computes cross-products $\tilde{A}(x_{i,j})\tilde{B}(y_{i,k})$ with increasing order of (j, k) . In this case, the increasing order is defined as $(j, k) \leq (\hat{j}, \hat{k})$ if $[(k < \hat{k}) \vee (k = \hat{k} \wedge j \leq \hat{j})]$. This is in fact, horizontal computation order. It guarantees that the set of evaluation points at the CS is exactly as required by condition b of Theorem 1. Figure (4b) and Figure (4c) constitute examples of received responses from 3 workers, when Scheme 5 is employed.

For both schemes, we have

$$C_{\text{part}} = \frac{1}{KL} = \frac{M_{A,i}M_{B,i}}{m_{A,i}m_{B,i}}$$

and

$$\begin{aligned} C_{\text{full},i} &= m_{A,i}m_{B,i}C_{\text{part}} \\ &= M_{A,i}M_{B,i}. \end{aligned}$$

Theorem 1 states that for randomly generated evaluation points from \mathbb{R} such that at least one of condition a and condition b is satisfied, the measure of evaluation points generating non-invertible interpolation matrix is zero. However, in real life, since we are using finite precision, with very low probability, we may encounter the cases in which the randomly generated evaluation points are non-poised. Since we do not know which combinations will arrive at CS first and trying all combination during the encoding is hard, if interpolation fails during decoding, i.e. if interpolation matrix becomes singular, then we can wait for the arrivals of new responses. Then we sample KL responses randomly and try again. However, as we stated, the chance of having such bad events is very small.

Note that Scheme 4 and Scheme 5 are mutually exclusive schemes. For a matrix multiplication task, we need to choose one of them and for all workers. Using Scheme 4 in some workers, and Scheme 5 in other ones does not guarantee that any of the conditions of Theorem 1 will be satisfied. How to choose between them depends on the dimensions of the matrix partitions. Given a fixed sum storage capacity $r \cdot s \cdot M_{A,i} + s \cdot c \cdot M_{B,i}, \forall i \in N$, if choosing $m_{A,i}$ and $m_{B,i}$ such that $(m_{A,i} = 1, m_{B,i} \leq L)$ or $(m_{A,i} \geq 1, m_{B,i} = L)$ is satisfied produces a larger $m_{A,i}m_{B,i}$ than choosing $m_{A,i}$ and $m_{B,i}$ such that $(m_{A,i} \leq K, m_{B,i} = 1)$ or $(m_{A,i} = K, m_{B,i} \geq 1)$ is satisfied, then we choose Scheme 4, otherwise Scheme 5 should be used. Observe that when the partitions of B are smaller than those of A , reducing $m_{A,i}$ by 1 will increase $m_{B,i}$ at least by 1. Similarly, when partitions of A are smaller than those of B , reducing $m_{B,i}$ by 1 will increase $m_{A,i}$ at least by 1. Hence, if $r \cdot s > s \cdot c$, then satisfying $(m_{A,i} = 1, m_{B,i} \leq L)$ or $(m_{A,i} \geq 1, m_{B,i} = L)$ is easier and Scheme 4 should be used, otherwise Scheme 5 should be preferred.

Since they are based on the sets in Theorem 1, Scheme 4 and 5 guarantee almost regularity of the responses received by the CS. In other words, every response from the workers is useful and no computation is wasted. This is the main advantage of Scheme 4 and 5 over Scheme 3. It also provides cross-product utilization of the workers and thus efficient utilization of the storage of workers. However, although we use the memory much more efficiently compared to the univariate scheme, Scheme 4 and 5 do not reach optimal utilization of the memory. The reason is that we are imposing additional constraints for the the allowed storage fractions at workers M_A and M_B . For instance, in Scheme 4 we force worker to either store just one partition of A or, store B completely. Imposing such a constraint to the system affects the storage efficiency of the solution. We discuss this issue further in the next section.

5 Numerical Results and Discussion

In this section, we compare Schemes 2 to 4. The model we use is shifted exponential, which is typically employed in performance analysis of coded computation problems [1]. In this model, the probability that a worker finishes at least p computations by time t is $F(p, t) = 1 - e^{-\lambda(\frac{t}{p} - \nu)}$ if $t \geq p\nu$, and 0 otherwise. Thus, the probability of completing exactly p computations by time t is given by $P(p, t) = F(p, t) - F(p + 1, t)$ assuming $F(0, t) = 1$, and $F(p_{max} + 1, t) = 0$, where p_{max} is the maximum number of computations a worker can complete. In $F(p, t)$, ν is the minimum duration a worker can complete a unit computation. The smaller scale λ means more variance, and thus more heterogeneous computation speeds among the workers. To cover more heterogeneous cases, we choose $\nu = 0.01$ and $\lambda = 0.1$.

We run Monte Carlo simulations to find the expected completion times of the schemes under different memory availability. We assume that the size of partitions A and B are equal. Therefore, they are equivalent. Moreover, we assume $m_{A,i} = m_A$ and $m_{B,i} = m_B \forall i \in N$ for fair comparison.

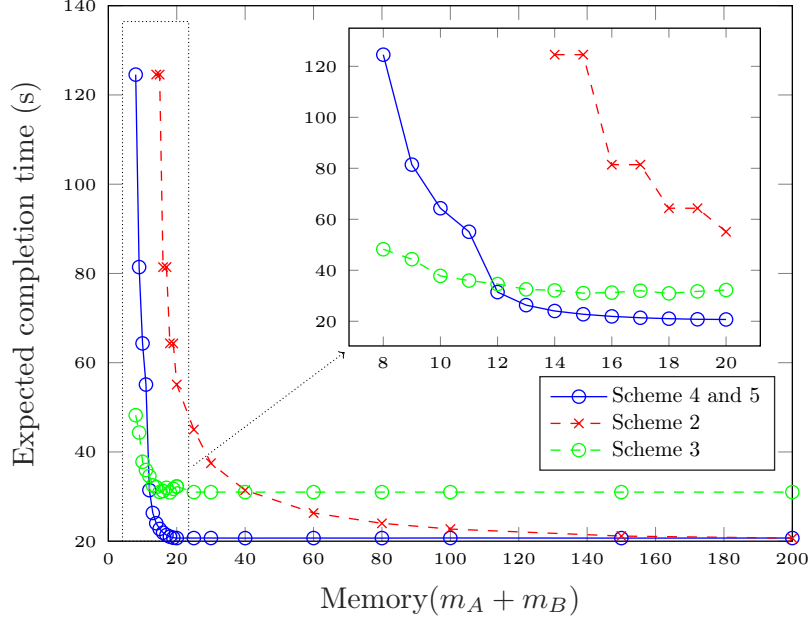


Fig. 5: Average finishing times of univariate and bivariate polynomial codes

Thus, $M_{A,i} = M_A$ and $M_{B,i} = M_B$. We took $K = L = 10$ and $N = 15$. For each memory value, we run 10^4 experiments. The results are given in Figure 5. We observe that especially for very small values of $m_A + m_B$, Scheme 3's completion time is the least. That is because, in Scheme 3, there is no restriction on the allocation of m_A and m_B other than $r \cdot s \cdot M_A + s \cdot c \cdot M_B = M$. Thus, the memory can be used more efficiently, i.e., m_A and m_B can be chosen equal or close to each other. For example, if $m_A + m_B = 8$, Scheme 3 can allocate $m_A = 4$ and $m_B = 4$ and thus can generate a maximum of 16 computations. On the other hand, Scheme 4 and 5 can generate at most 7 computations due to Theorem 1. However, starting from the intermediate memory values, Scheme 4 and 5 start beating all other schemes. This is because the number of maximum computations of Scheme 4 and 5 becomes comparable with Scheme 3, and there are no useless computations in Scheme 4 and 5. We see that, in our simulations, they improve completion time up to 5.4 times and 1.5 times compared to Scheme 2 and 3, respectively. Moreover, if $m_A + m_B > 20$, Scheme 4 and 5 do not improve further since then both A and B can be stored in one worker, allowing it to generate all the computations to recover the whole matrix multiplication. For Scheme 2, this limit is 200, and until then, Scheme 4 and 5 beat Scheme 1. After that point, their performances are the same. However, please note that $m_A + m_B = 200$ is a huge memory since it means that a worker can store 10 times the size of each matrix.

6 Conclusion

In this work, we studied the memory-efficient exploitation of stragglers in distributed matrix multiplication with workers allowed to have heterogeneous computation and storage capacity. We proposed bivariate polynomial coding schemes allowing efficient use of workers' memories.

The bivariate polynomial coding poses the problem of invertibility of interpolation matrix. We first proposed a coding scheme based on the fact that the interpolation matrix of bivariate interpolation is always invertible if the evaluation points form a rectangular grid. However, in this scheme, some computations received by the central server may not be useful since the information they provide is already obtained from previous responses. In order to tackle this problem, then, we showed that as long as workers follow a specific computation order, for almost every choice of the interpolation points, the interpolation matrix is invertible. Based on this, we proposed Scheme 3 and 4 solving the problem of redundant computations. The proof of the almost regularity in these schemes is itself a theoretically interesting one, and it may guide proofs of other multivariate interpolation schemes for distributed matrix multiplication in more general situations. Our work is built on polynomial codes [2] and it can be extended to the cases of arbitrary matrix partitioning schemes, e.g. PolyDot codes, entangled polynomial codes. This extension may be an interesting future work. Extending the scheme to private matrix multiplication would be also an interesting line of work.

A Proof of Theorem 1

Sketch of Proof of Theorem 1. In the following we provide a self-contained proof for Theorem 1. The sketch of the proof is as follows. In section A.1, we introduce some basic concepts and lemmas. We first write the Taylor series expansion of the determinant of the interpolation matrix (5), to show that the problem of showing that the determinant of an interpolation matrix is not zero can be stated as the problem of showing that anyone of the derivatives of the determinant in the the Taylor expansion is not 0. Then, we provide a series of lemmas which finally allow us to express any arbitrary-order derivative of a determinant as a sum of determinants of some other matrices in (8). Then, we state the useful concept of unique shift. If a unique shift exists for a derivative order, then (8) can be written in terms of the determinant of only one matrix. It is, in fact, a big step since now we only need to prove the invertibility of this new matrix, for which we can repeat the previous arguments. By repeating this procedure for several iterations, and judiciously choosing the derivatives orders at each iteration, we are able to find a very simple matrix, e.g. diagonal, for which the invertibility is very straightforward to show. Finding derivative-orders that are unique shifts may be tricky. Lemma 4 and preceding supporting lemmas and definitions give some ways to find unique shifts. Then, in section A.2, we give main lemmas for the proof of Theorem 1, by particularizing the problem to the vertical and horizontal order set of evaluation points as defined in condition *a* and *b*, respectively, of Theorem 1.

A.1 Basic Concepts and Lemmas

While proving the invertibility of $M(Z)$, Taylor series expansion of $\det(M(Z))$ is used. Let $D = \det(M)$ and assume $(x_{i,k}, y_{i,l})$ and $(x_{j,m}, y_{j,n}) \in Z$. If we write Taylor series expansion of D around

$(x_{j,m}, y_{j,n})$ by taking the node $(x_{i,k}, y_{i,l})$ variable, we have

$$D = D(x_{i,k}, y_{i,l}) = \sum_{\alpha \in \mathbb{N}^2} \frac{1}{\alpha_1! \alpha_2!} (x_{i,k} - x_{j,m})^{\alpha_1} (y_{i,l} - y_{j,n})^{\alpha_2} D_{\alpha_1, \alpha_2}(x_{j,m}, y_{j,n}) \quad (5)$$

where

$$D_{\alpha_1, \alpha_2}(x_{j,m}, y_{j,n}) := \left. \frac{\partial^{\alpha_1 + \alpha_2}}{\partial x_{i,k}^{\alpha_1} \partial y_{i,l}^{\alpha_2}} D(x_{i,k}, y_{i,l}) \right|_{x_{i,k}=x_{j,m}, y_{i,l}=y_{j,n}}.$$

We call $(x_{j,m}, y_{j,n})$ **pivot** node and $(x_{i,k}, y_{i,l})$ **variable** node.

Remark. The monomials $(x_{i,k} - x_{j,m})^{\alpha_1} (y_{i,l} - y_{j,n})^{\alpha_2}$ are linearly independent for different (α_1, α_2) pairs if there is no relation between x and y of the evaluation points, i.e., $x_{i,k}$ and $x_{j,m}$ do not depend on $y_{i,l}$ and $y_{j,n}$. Because of this linear independence between $(x_{i,k} - x_{j,m})^{\alpha_1} (y_{i,l} - y_{j,n})^{\alpha_2}$,

$$D(x_{i,k}, y_{i,l}) = \sum_{\alpha \in \mathbb{Z}^2} \frac{1}{\alpha_1! \alpha_2!} (x_{i,k} - x_{j,m})^{\alpha_1} (y_{i,l} - y_{j,n})^{\alpha_2} \left. \frac{\partial^{\alpha_1 + \alpha_2}}{\partial x_{i,k}^{\alpha_1} \partial y_{i,l}^{\alpha_2}} D(x_{i,k}, y_{i,l}) \right|_{x_{i,k}=x_{j,m}, y_{i,l}=y_{j,n}} = 0$$

$\forall (x_{i,k}, y_{i,l})$, if and only if $D_{\alpha_1, \alpha_2}(x_{j,m}, y_{j,n}) = 0, \forall (\alpha_1, \alpha_2) \in \mathbb{N}^2$. Note that

$$\left. \frac{\partial^{\alpha_1 + \alpha_2}}{\partial x_{i,k}^{\alpha_1} \partial y_{i,l}^{\alpha_2}} D(x_{i,k}, y_{i,l}) \right|_{x_{i,k}=x_{j,m}, y_{i,l}=y_{j,n}}$$

cannot depend on $x_{i,k}$ and $y_{i,l}$ since the derivative is taken with respect to these variables, and after taking the derivative they are evaluated as $x_{i,k} = x_{j,m}, y_{i,l} = y_{j,n}$. Therefore, in order to show that $M(Z)$ is not singular, it suffices to show that at least one of $D_{\alpha_1, \alpha_2}(x_{j,m}, y_{j,n})$ for an arbitrary (α_1, α_2) is nonzero. We transformed our problem “Is $M(Z)$ invertible?” into “Is $D_{\alpha_1, \alpha_2}(x_{j,m}, y_{j,n})$ nonzero for some (α_1, α_2) ?”. For this let us look into $D_{\alpha_1, \alpha_2}(x_{j,m}, y_{j,n})$ in more detail.

Definition 3. Matrix Derivative

We are given an $n \times n$ matrix M , and its i^{th} row is denoted by r_i . We define $\partial_{i,j,l}$ operator as follows

$$\partial_{i,j,l} \begin{bmatrix} r_1 \\ \vdots \\ r_i \\ \vdots \\ r_n \end{bmatrix} = \begin{bmatrix} r_1 \\ \vdots \\ \frac{\partial^{j+l}}{\partial x^j \partial y^l} r_i(x, y) \\ \vdots \\ r_n \end{bmatrix}$$

where i denotes the row whose derivative to be taken, j denotes the order of derivative in with respect to x and l denotes the order of derivative with respect to y . Consecutive application of the operator is possible, and represented as a multiplication for simplicity of the notation. For example, $(\partial_{1,2,0} \partial_{2,1,1})M$ means first applying $\partial_{2,1,1}$ to M and then applying $\partial_{1,2,0}$ to $\partial_{2,1,1}M$, i.e., $(\partial_{1,2,0} \partial_{2,1,1})M = \partial_{1,2,0}(\partial_{2,1,1}M)$. The operator $\partial_{i,j,l}$ is called **basic** if $j + l = 1$.

Lemma 1. We are given an $n \times n$ matrix M . Then

$$\frac{\partial}{\partial x} \det(M) = \sum_{i=1}^n \det(\partial_{i,1,0}M).$$

Proof. It is actually the chain rule for derivatives. The $m_{i,j}$'s denote the elements of M , and S_n is the set of all permutations of the elements of set $\{1, 2, \dots, n\}$. Determinant is defined as $\det(M) = \sum_{\pi \in S_n} \text{sgn}(\pi) \prod_{i=1}^n m_{i,\pi(i)}$ [Definition 7.4 in 15], where π is a permutation of columns of M . $\text{sgn}(\pi)$ is defined as $\text{sgn}(\pi) := (-1)^{\#(\pi)}$ where $\#(\pi)$ is the number of two-element swaps by which π can be obtained, i.e., $\text{sgn}(\pi) = 1$ if π is an even permutation and $\text{sgn}(\pi) = -1$ if π is an odd permutation. Then if we take the derivative with respect to x , we have

$$\begin{aligned} \frac{\partial}{\partial x} \det(M) &= \sum_{\pi \in S_n} \text{sgn}(\pi) \frac{\partial}{\partial x} \prod_{i=1}^n m_{i,\pi(i)} = \sum_{\pi \in S_n} \text{sgn}(\pi) \sum_{i=1}^n \left(\frac{\partial}{\partial x} m_{i,\pi(i)} \right) \prod_{\substack{j=1 \\ j \neq i}}^n m_{j,\pi(j)} \\ &= \sum_{i=1}^n \sum_{\pi \in S_n} \text{sgn}(\pi) \left(\frac{\partial}{\partial x} m_{i,\pi(i)} \right) \prod_{\substack{j=1 \\ j \neq i}}^n m_{j,\pi(j)} = \sum_{i=1}^n \det(\partial_{i,1,0} M). \end{aligned}$$

□

Lemma 2. We are given $n \times n$ matrix M . The higher order derivatives of $\det(M)$ is given by

$$\begin{aligned} \frac{\partial^{\alpha_1}}{\partial x^{\alpha_1}} \det(M) &= \sum_{\mathbf{j} \in \Phi(\alpha_1)} \det \left(\left(\prod_{i=1}^n C_{\mathbf{j}}(i) \partial_{i,\mathbf{j}(i),0} \right) M \right), \\ \frac{\partial^{\alpha_2}}{\partial y^{\alpha_2}} \det(M) &= \sum_{\mathbf{l} \in \Phi(\alpha_2)} \det \left(\left(\prod_{i=1}^n C_{\mathbf{l}}(i) \partial_{i,0,\mathbf{l}(i)} \right) M \right), \end{aligned}$$

where $C_{\mathbf{j}}(i) := (\alpha_1 - \mathbf{j}(i-1))^{1/n}$, $C_{\mathbf{l}}(i) := (\alpha_2 - \mathbf{l}(i-1))^{1/n}$, $\Phi(\alpha_1) := \{\mathbf{j} : \sum_{i=1}^n \mathbf{j}(i) = \alpha_1\}$, $\Phi(\alpha_2) := \{\mathbf{l} : \sum_{i=1}^n \mathbf{l}(i) = \alpha_2\}$, $\mathbf{j}(0) = 0$ and $\mathbf{l}(0) = 0$. $\mathbf{j}(i)$ here shows the order of the derivative in x direction for a row i . Thus each \mathbf{j} corresponds to the different distribution of α_1 into different rows. Similarly, $\mathbf{l}(i)$ is the order of the derivative in y direction for a row i and each \mathbf{l} corresponds to the different distribution of α_2 into different rows.

Proof. We only prove the x directional derivative. The proof of y direction then follows. From Lemma 1, we know that $\frac{\partial}{\partial x} \det(M) = \sum_{i=1}^n \det(\partial_{i,1,0} M)$. If $\alpha_1 = 2$, then

$$\frac{\partial^2}{\partial x^2} \det(M) = \frac{\partial}{\partial x} \left(\sum_{i=1}^n \det(\partial_{i,1,0} M) \right) = \sum_{i=1}^n \frac{\partial}{\partial x} \det(\partial_{i,1,0} M) = \sum_{i=1}^n \sum_{j=1}^n \det(\partial_{j,1,0} \partial_{i,1,0} M). \quad (6)$$

Since the order of the row we take derivatives of does not matter, we can write $\partial_{j,1,0} \partial_{i,1,0} M = \partial_{i,1,0} \partial_{j,1,0} M$. Moreover, if $i = j$, then since we are taking derivatives in the same row, we have

$\partial_{i,1,0}\partial_{i,1,0}M = \partial_{i,2,0}M$. Therefore (6) becomes

$$\begin{aligned} \sum_{i=1}^n \sum_{j=1}^n \det(\partial_{j,1,0}\partial_{i,1,0}M) &= \sum_{i=1}^n \det(\partial_{i,2,0}M) + 2 \sum_{i=1}^n \sum_{j=i+1}^n \det(\partial_{i,1,0}\partial_{j,1,0}M) \\ &= \sum_{i=1}^n \binom{2}{2} \det(\partial_{i,2,0}M) + \sum_{i=1}^n \sum_{j=i+1}^n \det\left(\binom{2}{1}^{1/n} \partial_{i,1,0} \binom{1}{1}^{1/n} \partial_{j,1,0}M\right) \\ &= \sum_{\mathbf{j} \in \Phi(2)} \det\left(\left(\prod_{i=1}^n \binom{2-\mathbf{j}(i-1)}{\mathbf{j}(i)}\right)^{1/n} \partial_{i,\mathbf{j}(i),0}M\right) \end{aligned}$$

since each of the summands corresponds to a different \mathbf{j} . We have the exponent $1/n$ to binomial coefficients since if a matrix is multiplied with a number c , its determinant becomes c^n times the original determinant, where n is the matrix dimension. If we generalize (6), we have

$$\begin{aligned} \frac{\partial^{\alpha_1}}{\partial x^{\alpha_1}} \det(M) &= \sum_{i_1=1}^n \sum_{i_2=1}^n \cdots \sum_{i_{\alpha_1}=1}^n \det(\partial_{i_{\alpha_1},1,0} \cdots \partial_{i_2,1,0} \partial_{i_1,1,0}M) \quad (7) \\ &= \sum_{i_1=1}^n \binom{\alpha_1}{\alpha_1} \det(\partial_{i_1,\alpha_1,0}M) + \sum_{i_1=1}^n \sum_{i_2=i_1+1}^n \det\left(\binom{\alpha_1}{\alpha_1-1}^{1/n} \partial_{i_1,\alpha_1-1,0} \binom{1}{1}^{1/n} \partial_{i_2,1,0}M\right) + \cdots \\ &\quad + \sum_{i_1=1}^n \sum_{i_2=i_1+1}^n \cdots \sum_{i_{\alpha_1}=i_{\alpha_1-1}+1}^n \det\left(\binom{\alpha_1}{1}^{1/n} \partial_{i_1,1,0} \binom{\alpha_1-1}{1}^{1/n} \partial_{i_2,1,0} \cdots \binom{1}{1}^{1/n} \partial_{i_{\alpha_1},1,0}M\right) \\ &= \sum_{\mathbf{j} \in \Phi(\alpha_1)} \det\left(\left(\prod_{i=1}^n \binom{\alpha_1-\mathbf{j}(i-1)}{\mathbf{j}(i)}\right)^{1/n} \partial_{i,\mathbf{j}(i),0}M\right) \end{aligned}$$

by commutativity of $\partial_{i,\mathbf{j}(i),0}$. Every term in the middle equation corresponds to a realization of \mathbf{j} . For example, $\sum_{i_1=1}^n \binom{\alpha_1}{\alpha_1} \det(\partial_{i_1,\alpha_1,0}M)$ corresponds to $\mathbf{j} = [\alpha_1 \ 0 \ \cdots \ 0]$, and the second term corresponds to $\mathbf{j} = [\alpha_1 - 1 \ 1 \ 0 \ \cdots \ 0]$ and so on. \square

Corollary 1. *We are given an $n \times n$ matrix M . If we consider the derivatives in two variables, by Lemma 1 and Lemma 2, we have*

$$\frac{\partial^{\alpha_1+\alpha_2}}{\partial x^{\alpha_1} \partial y^{\alpha_2}} \det(M) = \sum_{\mathbf{j}, \mathbf{l} \in \Phi(\alpha_1, \alpha_2)} \det\left(\left(\prod_{i=1}^n C_{\mathbf{j}, \mathbf{l}(i)} \partial_{i,\mathbf{j}(i)} \partial_{i,\mathbf{l}(i)}\right) M\right) \quad (8)$$

where $C_{\mathbf{j}, \mathbf{l}(i)} = \binom{\alpha_1-\mathbf{j}(i-1)}{\mathbf{j}(i)}^{1/n} \binom{\alpha_2-\mathbf{l}(i-1)}{\mathbf{l}(i)}^{1/n}$, $\Phi(\alpha_1, \alpha_2) := \{(\mathbf{j}, \mathbf{l}) : \mathbf{j}, \mathbf{l} \in \mathbb{N}^n, \sum_{i=1}^n \mathbf{j}(i) = \alpha_1, \sum_{i=1}^n \mathbf{l}(i) = \alpha_2\}$ and $\mathbf{j}(0) = 0, \mathbf{l}(0) = 0$.

Example 4. Let $M = \begin{bmatrix} xy & x^2 \\ y^2 & xy^2 \end{bmatrix}$. We are interested in $\frac{\partial^4}{\partial x^2 \partial y^2} \det(M)$, and thus $\Phi(2, 2) =$

$\{(2, 0), (1, 1), (0, 2)\} \times \{(2, 0), (1, 1), (0, 2)\}$. Let us directly apply Corollary 1:

$$\begin{aligned} \frac{\partial^4}{\partial x^2 \partial y^2} \det(M) &= \det(\partial_{1,2,2} M) + \det(2^{1/2} \partial_{1,2,1} \partial_{2,0,1} M) + \det(\partial_{1,2,0} \partial_{2,0,2} M) \\ &\quad + \det(2^{1/2} \partial_{1,1,2} \partial_{2,1,0} M) + \det(4^{1/2} \partial_{1,1,1} \partial_{2,1,1} M) + \det(2^{1/2} \partial_{1,1,0} \partial_{2,1,2} M) \\ &\quad + \det(\partial_{1,0,2} \partial_{2,2,0} M) + \det(2^{1/2} \partial_{1,0,1} \partial_{2,2,1} M) + \det(\partial_{1,0,0} \partial_{2,2,2} M) \\ &= 0 + 0 - 4 + 0 + 8y + 4y + 0 + 0 + 0 = 12y - 4 \end{aligned}$$

Now, let us verify this result by computing the determinant and taking its derivative. $|M| = x^2 y^3 - x^2 y^2$. Thus $\frac{\partial^4}{\partial x^2 \partial y^2} |M| = 12y - 4$, which verifies the result obtained by Corollary 1.

Definition 4. We say (α_1, α_2) is a **unique shift** if $\exists(\tilde{\mathbf{j}}, \tilde{\mathbf{l}}) \in \Phi(\alpha_1, \alpha_2)$ such that, after evaluated at pivot node, (8) becomes

$$\frac{\partial^{\alpha_1 + \alpha_2}}{\partial x^{\alpha_1} \partial y^{\alpha_2}} \det(M) \Big|_{(x,y)=\text{pivot}} = k \cdot \det \left(\left(\prod_{i=1}^n \partial_{i, \tilde{\mathbf{j}}(i), \tilde{\mathbf{l}}(i)} \right) M \right) \Big|_{(x,y)=\text{pivot}} \quad (9)$$

where $k \in \mathbb{Z}/\{0\}$. Please note that since (9) is evaluated at the pivot node, there is no row in this matrix depending on the variable node (x, y) anymore. Then, we say that the variable node and the pivot are **coalesced**, and the order of coalescence is (α_1, α_2) .

Let us go back to our question: “Is $D_{\alpha_1, \alpha_2}(x_{j,m}, y_{j,n})$ nonzero for some (α_1, α_2) ?”, which we are interested in to show invertibility of $M(Z)$. By definition $D_{\alpha_1, \alpha_2}(x_{j,m}, y_{j,n})$ is equal to the expression in (8). Thus to show the invertibility of $M(Z)$, we need to show that the expression in (8) is not equal to zero. However, the dimensions of M depends on the problem, and each of the summands in (8) depends on the dimensions of M and the values of \mathbf{j} and \mathbf{l} . Therefore showing the sum is nonzero is difficult. However, if (α_1, α_2) is a unique shift, then we get rid of all summands except one in (9). Thus we reduced our problem into showing invertibility of the matrix $(\prod_{i=1}^n \partial_{i, \tilde{\mathbf{j}}(i), \tilde{\mathbf{l}}(i)})M$ since the coefficient k in (9) does not affect invertibility.

Previously, to define $M(Z)$, we only need to specify set was Z since we know structure of M . However, now, in order to describe $(\prod_{i=1}^n \partial_{i, \tilde{\mathbf{j}}(i), \tilde{\mathbf{l}}(i)})M$, only Z is not sufficient, and we need also to define the derivatives applied to each row. For that we use E which is defined in Definition 5.

Definition 5. Let $C(x, y) = (A_1 + A_1 x + \dots + A_K x^{K-1})(B_1 + B_2 y + \dots + B_L y^{L-1})$ be a bivariate polynomial and Z be the set of (x, y) pairs at which $C(x, y)$ and/or its some derivatives are evaluated. We define E as the set of node-derivative pairs such that $|E| = KL$. More formally,

$$E = \{(z, (i, j)) | z \in Z, i \in [K], j \in [L], (i, j)\text{-th derivative is evaluated at point } z\}.$$

Instead of using $M(Z)$ introduced in (2), we introduce a more general interpolation matrix $M(E)$ consisting of the rows

$$[1 \quad x \quad \dots \quad x^{K-1} \quad y \quad \dots \quad x^{K-1}y \quad \dots \quad y \quad \dots \quad x^{K-1}y^{L-1}]$$

evaluated at nodes $(x_{i,k}, y_{i,l})$ if $((x_{i,k}, y_{i,l}), (0, 0)) \in E$, and the rows

$$\frac{\partial^{\alpha_1 + \alpha_2}}{\partial x^{\alpha_1} \partial y^{\alpha_2}} [1 \quad x \quad \dots \quad x^{K-1} \quad y \quad \dots \quad x^{K-1}y \quad \dots \quad y \quad \dots \quad x^{K-1}y^{L-1}]$$

evaluated at nodes $(x_{i,k}, y_{i,l})$ if $((x_{i,k}, y_{i,l}), (\alpha_1, \alpha_2)) \in E$.

Therefore, for $M(Z)$, $E = \{(z, (0, 0)) : \forall z \in Z\}$. If we coalesce two nodes when $E = \{(z, (0, 0)) : \forall z \in Z\}$ with (α_1, α_2) as a unique shift, we denote $(\prod_{i=1}^n \partial_{i, \tilde{j}(i), \tilde{l}(i)})M$ as $M(\tilde{E})$ where $\tilde{E} = (E \setminus \{(z_{\text{variable}}, (0, 0))\} \cup \{(z_{\text{pivot}}, (\alpha_1, \alpha_2))\})$. In this case, $\tilde{Z} = Z \setminus \{z_{\text{pivot}}\}$. In other words, we update E and Z sets after coalescing pivot and variable nodes by removing variable node from Z set, and adding the variable node with derivative orders (α_1, α_2) to E set.

Now we have a new problem: “Is $M(E)$ invertible?”, where $M(E) = (\prod_{i=1}^n \partial_{i, \tilde{j}(i), \tilde{l}(i)})M$. In order to answer this question, we again choose a pivot and variable node, and update \tilde{E} and \tilde{Z} sets. We continue doing this until $M(\tilde{E})$ becomes a diagonal matrix where \tilde{Z} is composed of just one node, and \tilde{E} is composed of all derivatives of this single node. We know that diagonal matrices are invertible as soon as there is no zeros among diagonal elements. Thus if we can reach a diagonal matrix at the end of iterative coalescing procedure, then we show that the original $M(Z)$ is not singular in general, and thus the scheme is almost regular. Since we will coalesce by choosing new variable and pivot nodes iteratively, we will also use E and Z for the updated sets after each coalescing instead of using \tilde{E} and \tilde{Z} for simplicity.

Example 5. Let us pick an $M(E)$ from the middle of iterative coalescing procedure. Let us have $Z = \{(x_1, x_2), (x_3, x_4)\}$ and $E = \{((x_1, x_2), (0, 0)), ((x_1, x_2), (1, 0)), ((x_1, x_2), (0, 1)), ((x_3, x_4), (0, 0))\}$. Then according to Definition 5, we have

$$M(E) = \begin{bmatrix} 1 & x_1 & x_2 & x_1 x_2 \\ 0 & 1 & 0 & x_2 \\ 0 & 0 & 1 & x_1 \\ 1 & x_3 & x_4 & x_3 x_4 \end{bmatrix}.$$

If we write Taylor series expansion of $\det(M(E))$ and take (x_1, x_2) as pivot and (x_3, x_4) as variable, we observe that since $((x_1, x_2), (0, 0)), ((x_1, x_2), (0, 1)), ((x_1, x_2), (1, 0)) \in E$, $(\alpha_1, \alpha_2) \notin \{(0, 0), (0, 1), (1, 0)\}$. Otherwise, (9) would become zero. Thus the only possible shift is $(\alpha_1, \alpha_2) = (1, 1)$. It can be easily seen that it is a unique shift because there is only one row depending on the variable node (x_3, x_4) . Alternatively, since $\frac{\partial^{\alpha_1 + \alpha_2}}{\partial x^{\alpha_1} \partial y^{\alpha_2}} \det(M)|_{x=x_1, y=y_1} = \det((\partial_{4,1,1})M(E))|_{x=x_1, y=y_1}$, according to Definition 4, $(\alpha_1, \alpha_2) = (1, 1)$ is a unique shift. If we write $M(\tilde{E}, \tilde{Z}) = \partial_{4,1,1}M(E)$, we have $\tilde{Z} = \{(x_1, x_2)\}$ and $\tilde{E} = \{((x_1, x_2), (0, 0)), ((x_1, x_2), (1, 0)), ((x_1, x_2), (0, 1)), ((x_1, x_2), (1, 1))\}$. Then E will be updated as \tilde{E} , and Z as \tilde{Z} .

Definition 6. Let us remember, in (7), we have

$$\frac{\partial^{\alpha_1}}{\partial x^{\alpha_1}} \det(M) = \sum_{i_1=1}^n \sum_{i_2=1}^n \cdots \sum_{i_{\alpha_1}=1}^n \det(\partial_{i_{\alpha_1},1,0} \cdots \partial_{i_2,1,0} \partial_{i_1,1,0} M). \quad (10)$$

We define $\partial_{i_{\alpha_1},1,0} \cdots \partial_{i_2,1,0} \partial_{i_1,1,0} M$ as the **application order** of the α_1^{th} derivative of $\det(M)$ with respect to x . For brevity, we will call it simply application order in the rest of the paper. Every application order $\partial_{i_{\alpha_1},1,0} \cdots \partial_{i_2,1,0} \partial_{i_1,1,0} M$ belongs to a $\mathbf{j} \in \Phi(\alpha_1)$, which is defined in Lemma 2, such that $\mathbf{j}(i) = \sum_{k=1}^n \mathbb{1}(i_k = i)$, where $\mathbb{1}(\cdot)$ is the indicator function taking value 1 if the predicate in its argument is true, and 0 otherwise. We can write $\partial_{i, \mathbf{j}(i), 0}$ in terms of basic operators as $\partial_{i, \mathbf{j}(i), 0} = (\partial_{i,1,0})^{\mathbf{j}(i)}$. Thanks to the commutativity of ∂ operator, $\prod_{i=1}^n \partial_{i, \mathbf{j}(i), 0}$ can be written as any permutation of basic operators. Every permutations corresponds to a different order of application

of the operator to a matrix. For example, with $\mathbf{j} = [1 \ 2 \ 1]$, some possible permutations of ordering for $\prod_{i=1}^3 \partial_{i,j(i),0}$ are $\partial_{1,1,0}\partial_{2,1,0}\partial_{3,1,0}\partial_{2,1,0}$ and $\partial_{2,1,0}\partial_{3,1,0}\partial_{1,1,0}\partial_{2,1,0}$. In the multivariate case, i.e. $\prod_{i=1}^n \partial_{i,j(i),l(i)}M$, the logic is very similar. The counterpart of (10) for the bivariate case is

$$\frac{\partial^{\alpha_1+\alpha_2}}{\partial x^{\alpha_1} \partial y^{\alpha_2}} \det(M) = \sum_{i_1=1}^n \cdots \sum_{i_{\alpha_1}=1}^n \sum_{j_1=1}^n \cdots \sum_{j_{\alpha_2}=1}^n \det(\partial_{i_{\alpha_1},1,0} \cdots \partial_{i_1,1,0} \partial_{j_{\alpha_1},0,1} \cdots \partial_{j_1,0,1} M). \quad (11)$$

In this paper, while taking derivatives with respect to two variables x and y , we fix the order so that we first take y directional derivatives and then x directional derivatives. We do not have to do this, but as we will see shortly, it makes our work easier. Thus, as it can be seen in (11), multivariate case the order of operators can only change within the same variable. In general, there are

$$(C_{\mathbf{j},\mathbf{l}})^n = \prod_{i=1}^n \binom{\alpha_1 - \mathbf{j}(i-1)}{\mathbf{j}(i)} \binom{\alpha_2 - \mathbf{l}(i-1)}{\mathbf{l}(i)}$$

possible such permutations by Corollary 1.

As an example, let us take $\mathbf{j} = [1 \ 2 \ 1]$, and $\mathbf{l} = [1 \ 1 \ 1]$. A possible permutation for $\prod_{i=1}^3 \partial_{i,j(i),l(i)}$ would be $\partial_{1,1,0}\partial_{2,1,0}\partial_{3,1,0}\partial_{2,1,0}\partial_{1,0,1}\partial_{3,0,1}\partial_{2,0,1}$. Another possibility is $\partial_{2,1,0}\partial_{2,1,0}\partial_{1,1,0}\partial_{3,1,0}\partial_{3,0,1}\partial_{2,0,1}\partial_{1,0,1}$. Note that while permuting within first four and last three operators is exclusively possible, permuting within all seven operators is not allowed.

Definition 7. An application order is called **regular** with respect to an E set if and only if, when applied to $M(E)$, it does not generate a matrix whose any two rows are identical or a matrix with a zero row in any of the intermediate steps. In other words, if we update E set after applying a basic operator every time, none of these E sets will have a duplicate element or an element $(z, (i, j))$ such that $i \geq K$ or $j \geq L$. If a pair of (\mathbf{j}, \mathbf{l}) has at least one regular permutation, then (\mathbf{j}, \mathbf{l}) is also called **regular**, otherwise it is **singular**.

Example 6. $\partial_{1,1,0}\partial_{2,1,0}\partial_{3,1,0}\partial_{2,1,0}\partial_{1,0,1}\partial_{3,0,1}\partial_{2,0,1}$ is non-singular if and only if none of the following matrices has a zero row or two identical rows: $\partial_{2,0,1}M$, $\partial_{3,0,1}\partial_{2,0,1}M$, $\partial_{1,0,1}\partial_{3,0,1}\partial_{2,0,1}M$, $\partial_{2,1,0}\partial_{1,0,1}\partial_{3,0,1}\partial_{2,0,1}M$, $\partial_{3,1,0}\partial_{2,1,0}\partial_{1,0,1}\partial_{3,0,1}\partial_{2,0,1}M$, $\partial_{2,1,0}\partial_{3,1,0}\partial_{2,1,0}\partial_{1,0,1}\partial_{3,0,1}\partial_{2,0,1}M$ and $\partial_{1,1,0}\partial_{2,1,0}\partial_{3,1,0}\partial_{2,1,0}\partial_{1,0,1}\partial_{3,0,1}\partial_{2,0,1}M$. In this case the pair (\mathbf{j}, \mathbf{l}) is regular, where $\mathbf{j} = [1 \ 2 \ 1]$ and $\mathbf{l} = [1 \ 1 \ 1]$.

Lemma 3. Let us define $\mathcal{R}(\Phi(\alpha_1, \alpha_2)) = \{(\mathbf{j}, \mathbf{l}) : (\mathbf{j}, \mathbf{l}) \in \Phi(\alpha_1, \alpha_2) \text{ and regular}\}$. Then

$$\frac{\partial^{\alpha_1+\alpha_2}}{\partial x^{\alpha_1} \partial y^{\alpha_2}} \det(M) = \sum_{\mathbf{j}, \mathbf{l} \in \mathcal{R}(\Phi(\alpha_1, \alpha_2))} \det \left(\left(\prod_{i=1}^n \hat{C}_{\mathbf{j}, \mathbf{l}} \partial_{i,j(i),l(i)} \right) M \right) \quad (12)$$

where $\hat{C}_{\mathbf{j}, \mathbf{l}}$ is the number of regular permutations of (\mathbf{j}, \mathbf{l}) .

Proof. Let us consider an application of consecutive matrix derivative operators $\partial_{i,0,1}\partial_{j,0,1}, \dots, \partial_{k,0,1}$ such that $\det(\partial_{i,0,1}\partial_{j,0,1}, \dots, \partial_{k,0,1}M) = 0$ since $\partial_{i,0,1}\partial_{j,0,1}, \dots, \partial_{k,0,1}M$ has two identical rows or at least one zero row. Then, by definition of regular permutation, all permutations derived from it are also singular. Now let us consider $\frac{\partial}{\partial y} \det(\partial_{i,0,1}\partial_{j,0,1}, \dots, \partial_{k,0,1}M)$. According to Lemma 1,

$$\frac{\partial}{\partial y} \det(\partial_{i,0,1}\partial_{j,0,1}, \dots, \partial_{k,0,1}M) = \sum_{l=1}^n \det(\partial_{l,0,1}\partial_{i,0,1}\partial_{j,0,1}, \dots, \partial_{k,0,1}M).$$

However, we know that $\frac{\partial}{\partial y} \det(\partial_{i,0,1} \partial_{j,0,1} \cdots \partial_{k,0,1} M) = 0$ since $\det(\partial_{i,0,1} \partial_{j,0,1} \cdots \partial_{k,0,1} M) = 0$. The same also applies to the x directional derivatives. This means that in a permutation $\partial_{i,0,1} \partial_{j,0,1} \cdots \partial_{k,0,1}$ in any of the intermediate steps, if the determinant becomes zero, i.e., $\det(\partial_{i,0,1} \partial_{j,0,1} \cdots \partial_{k,0,1} M) = 0$, then together with the other permutations having $\partial_{i,0,1} \partial_{j,0,1} \cdots \partial_{k,0,1}$ as their rightmost elements, it sums to zero. Please notice that our claim is not that any permutation whose rightmost elements are $\partial_{i,0,1} \partial_{j,0,1} \cdots \partial_{k,0,1}$ gives zero determinant, but their sum gives zero determinant. Thus, we can ignore all permutations that generates zero determinant in their intermediate steps since the sum of the determinants they generate is zero.

If a (\mathbf{j}, \mathbf{l}) is singular, then all of the permutations of its application order is singular. Thus it does not contribute to the left hand side (LHS) of (12). On the other hand, a regular (\mathbf{j}, \mathbf{l}) may also have singular permutations, which does not contribute to the LHS of (12). Thus, we should ignore both singular (\mathbf{j}, \mathbf{l}) and singular permutations of regular (\mathbf{j}, \mathbf{l}) . The remaining elements are the regular permutations of regular (\mathbf{j}, \mathbf{l}) , which is exactly what (12) says. \square

Lemma 4. (α_1, α_2) is a unique shift if there exists one and only one regular $(\tilde{\mathbf{j}}, \tilde{\mathbf{l}}) \in \Phi(\alpha_1, \alpha_2)$.

Proof. If all other $(\mathbf{j}, \mathbf{l}) \in \Phi(\alpha_1, \alpha_2) \setminus \{(\tilde{\mathbf{j}}, \tilde{\mathbf{l}})\}$ are singular, then, according to Lemma 3, the only term contributing to $\frac{\partial^{\alpha_1 + \alpha_2}}{\partial x^{\alpha_1} \partial y^{\alpha_2}} \det(M)$ becomes $\left(\prod_{i=1}^n \partial_{i, \tilde{\mathbf{j}}(i), \tilde{\mathbf{l}}(i)} \right) M$. If there are k regular permutations of $(\tilde{\mathbf{j}}, \tilde{\mathbf{l}})$, then with $k \geq 1$, we obtain (9). \square

A.2 Main Concepts and the Proof

Now we are ready to state the main lemmas that we will need to prove Theorem 1.

Definition 8. A set $S \subset \mathcal{U} = \{(i, j) : 0 \leq i \leq K-1, 0 \leq j \leq L-1\}$ is said to be **ordered** if $(i, j) \in S$, then $\forall (k, l) \in S : (0, 0) \leq (k, l) \leq (i, j)$. We define **vertical order** as $(k, l) \leq (i, j)$ if $[(k < i) \vee (k = i \wedge l \leq j)]$, and **horizontal order** as $(k, l) \leq (i, j)$ if $[(l < j) \vee (l = j \wedge k \leq i)]$. If a set is ordered in terms of vertical (horizontal) order, then this set is **vertically (horizontally) ordered**.

Example 7. Sets in Figures 6a and 6b are vertically ordered, and sets in Figures 6c and 6d are horizontally ordered. However, sets in Figures 6e and 6f are neither horizontally nor vertically ordered. If the unfilled points included in Figure 6e, then the set becomes both horizontally and vertically ordered. In Figure 6f, if the unfilled point is added, then the set becomes horizontally ordered.

Lemma 5. Let us define $U_z = \{(i, j) : (z, (i, j)) \in E\}$, where $z \in Z$. Consider the nodes $z_{1,i} = (x_i, y_1)$ and $z_{2,i} = (x_i, y)$ for $i \in [k]$ for $k \in \mathbb{Z}^+$. This is all nodes $z_{2,i}$ share the same y coordinate. Let $U_{z_{1,i}} = \{(0, 0), (0, 1), \dots, (0, l-1)\}$ for any $0 \leq l < L$, and $U_{z_{2,i}} = \{(0, 0)\}, \forall i \in [k]$. Consider y_1 as the pivot and y as a variable. Then there exists a unique shift in the y direction with $\alpha_2 = lk$. This is

$$\frac{\partial^{lk}}{\partial y^{lk}} \det(M(E))|_{y=y_1} = C_{\tilde{\mathbf{l}}} \det(M(E'))$$

with $C_{\tilde{\mathbf{l}}}$ as defined in Lemma 2, $\tilde{\mathbf{l}}$ denoting the uniform mapping $\tilde{\mathbf{l}}(i) = l, \forall i \in [k]$ and $E' = E'_{z_{1,0}} \cup \dots \cup E'_{z_{1,l-1}} \cup E'_{z_{1,l}}$ and $E'_{z_{1,i}} = \{(x_i, y_1), (0, 0), ((x_i, y_1), (0, 1)), \dots, ((x_i, y_1), (0, l-1)), ((x_i, y_1), (0, l))\}$.

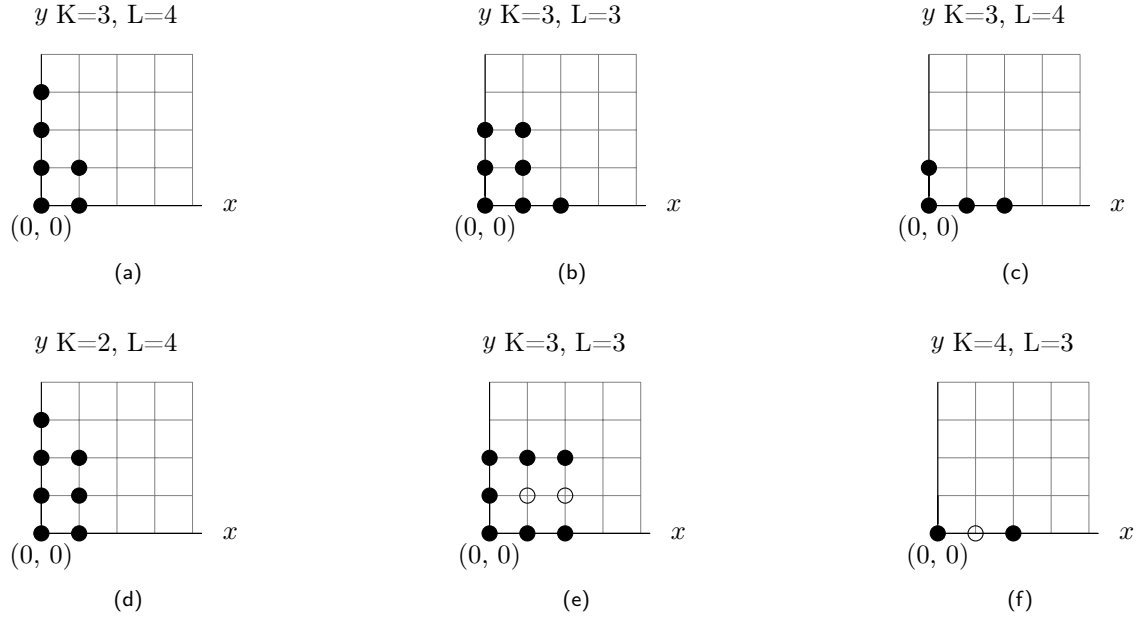


Fig. 6: Example sets

Proof. According to Lemma 2, we have

$$\begin{aligned}
 \frac{\partial^{lk}}{\partial y^{lk}} \det(M(E))|_{y=y_1} &= \sum_{l \in \Phi(lk)} C_l \det \left(\left(\prod_{i=1}^n \partial_{i,0,l(i)} \right) M \right) |_{y=y_1} \\
 &= C_{\tilde{l}} \det \left(\left(\prod_{i=1}^n \partial_{i,0,\tilde{l}(i)} \right) M \right) |_{y=y_1} + \sum_{l \in \Phi(lk)/\tilde{l}} C_l \det \left(\left(\prod_{i=1}^n \partial_{i,0,l(i)} \right) M \right) |_{y=y_1} \\
 &= C_{\tilde{l}} \det \left(\left(\prod_{i=1}^n \partial_{i,0,\tilde{l}(i)} \right) M \right) |_{y=y_1}.
 \end{aligned}$$

Observe that for all mappings $l \neq \tilde{l}$, there have to be at least two equal rows in $(\prod_{i=1}^n \partial_{i,0,l(i)}) M|_{y=y_1}$. \square

Lemma 6. Let $z_1 = (x_1, y_1)$ and $z = (x, y_1)$, i.e., they share the same y coordinate. Let $U_{z_1} = \{(i, j) : 0 \leq j < L, 0 \leq i < k\}$, that is it contains k fully occupied columns, and $U_z = \{(0, 0), (0, 1), \dots, (0, l)\}$, $0 \leq l < L$, i.e., one column with l elements. Consider x as a variable and x_1 as the pivot. Then, there exists a unique shift in the x direction with $\alpha_1 = lk$. This is

$$\frac{\partial^{lk}}{\partial x^{lk}} \det(M(E))|_{x=x_1} = C_{\tilde{j}} \det(M(E''))$$

with $C_{\tilde{j}}$ as defined in Lemma 2, \tilde{j} denoting the uniform mapping $\tilde{j}(i) = k, \forall i \in [l]$ and $E' = \{((x_1, y_1), (i, j)) : (i, j) \in U_{z_1}\} \cup \{((x_1, y_1), (k, 0)), ((x_1, y_1), (k, 1)), \dots, ((x_1, y_1), (k, l))\}$.

Proof. The proof is similar to the proof of Lemma 5. According to Lemma 2, we have

$$\begin{aligned} \frac{\partial^{lk}}{\partial x^{lk}} \det(M(E))|_{x=x_1} &= \sum_{\mathbf{j} \in \Phi(lk)} C_{\mathbf{j}} \det \left(\left(\prod_{i=1}^n \partial_{i,\mathbf{j}(i),0} \right) M \right) |_{x=x_1} \\ &= C_{\tilde{\mathbf{j}}} \det \left(\left(\prod_{i=1}^n \partial_{i,\tilde{\mathbf{j}}(i),0} \right) M \right) |_{x=x_1} + \sum_{\mathbf{j} \in \Phi(lk)/\tilde{\mathbf{j}}} C_{\mathbf{j}} \det \left(\left(\prod_{i=1}^n \partial_{i,\mathbf{j},0} \right) M \right) |_{x=x_1} \\ &= C_{\tilde{\mathbf{j}}} \det \left(\left(\prod_{i=1}^n \partial_{i,\tilde{\mathbf{j}},0} \right) M \right) |_{x=x_1}. \end{aligned}$$

For all mappings $\mathbf{j} \neq \tilde{\mathbf{j}}$, there have to be at least two equal rows in $\left(\prod_{i=1}^n \partial_{i,\tilde{\mathbf{j}},0} \right) M|_{x=x_1}$. \square

Lemma 7. Assume that z_1 is pivot node and z_2 is variable, and U_{z_1} and U_{z_2} are vertically (horizontally) ordered. Define ξ_1 as the number of missing elements in the last column of U_{z_1} to make it fully occupied, and ξ_2 as the number of elements in the last column of U_{z_2} . Then there exists a unique shift (α_1, α_2) making coalescence of pivot and variable also vertically (horizontally) ordered, where $\alpha_1 = \left\lfloor \frac{|U_{z_1}|}{L} \right\rfloor \left(\left\lfloor \frac{|U_{z_2}|}{L} \right\rfloor \xi_1 + \min(\xi_1, \xi_2) \right) + \left\lceil \frac{|U_{z_1}|}{L} \right\rceil (|U_{z_2}| - \left\lfloor \frac{|U_{z_2}|}{L} \right\rfloor \xi_1 - \min(\xi_1, \xi_2))$ and $\alpha_2 = \min(\xi_1, \xi_2)(L - \xi_1 - \xi_2 + \min(\xi_1, \xi_2))$.

Proof. The proof is given in Appendix B. \square

Example 8. Before proving Theorem 1, we will show that the class of Z set given in Example 3 is almost regular using Lemma 5. We then generalize this proof to Theorem 1. Remember we defined \mathcal{U} in Example 3 as

$$\mathcal{U} = \cup_{i \in [N]} \{x_{i,1}, x_{i,2}, \dots, x_{i,K}\} \times \{y_{i,1}, y_{i,2}, \dots, y_{i,L}\}$$

Given that every element of \mathcal{U} has the form $(x_{i,j}, y_{k,l})$, let us define a group P_i as the set of elements having i common. Despite there are infinitely many of such groups in \mathcal{U} , we will only consider the first three of them without losing generality. The first group is $P_1 = \{x_{1,1}, x_{1,2}, x_{1,3}\} \times \{y_{1,1}, y_{1,2}, y_{1,3}, y_{1,4}\}$, the second is $P_2 = \{x_{2,1}, x_{2,2}, x_{2,3}\} \times \{y_{2,1}, y_{2,2}, y_{2,3}, y_{2,4}\}$, the third one (not shown in (4)) is $P_3 = \{x_{3,1}, x_{3,2}, x_{3,3}\} \times \{y_{3,1}, y_{3,2}, y_{3,3}, y_{3,4}\}$ and so on. Moreover, in each group P_i , we also define subgroups $G_{i,j}$ as the set whose elements have common i and j . For example, $G_{1,3} = \{(x_{1,3}, y_{1,1}), (x_{1,3}, y_{1,2}), (x_{1,3}, y_{1,3}), (x_{1,3}, y_{1,4})\}$ has $x_{1,3}$ in x coordinates of all its elements. We have $E = E_1 \cup E_2 \cup E_3$, where

$$\begin{aligned} E_1 &= \{((x_{1,1}, y_{1,1}), (0, 0)), ((x_{1,1}, y_{1,2}), (0, 0)), ((x_{1,1}, y_{1,3}), (0, 0)), ((x_{1,1}, y_{1,4}), (0, 0)), \\ &\quad ((x_{1,2}, y_{1,1}), (0, 0)), ((x_{1,2}, y_{1,2}), (0, 0)), ((x_{1,2}, y_{1,3}), (0, 0))\} \\ E_2 &= \{((x_{2,1}, y_{2,1}), (0, 0)), ((x_{2,1}, y_{2,2}), (0, 0))\} \\ E_3 &= \{((x_{3,1}, y_{3,1}), (0, 0)), ((x_{3,1}, y_{3,2}), (0, 0)), ((x_{3,1}, y_{3,3}), (0, 0))\}. \end{aligned}$$

In other words, E_i is the E set corresponding to the group P_i . Let us take $y_{1,1}$ as pivot and $y_{1,2}$ as a variable and apply Lemma 5 and Lemma 7. In this case, $l = 1$ and $k = 2$, which are the

parameters of Lemma 5. Thus $\alpha_2 = 2$. While E_2 and E_3 does not change, E_1 will be updated as follows:

$$E_1 = \{((x_{1,1}, y_{1,1}), (0, 0)), ((x_{1,1}, y_{1,1}), (0, 1)), ((x_{1,1}, y_{1,3}), (0, 0)), ((x_{1,1}, y_{1,4}), (0, 0)), \\ ((x_{1,2}, y_{1,1}), (0, 0)), ((x_{1,2}, y_{1,1}), (0, 1)), ((x_{1,2}, y_{1,3}), (0, 0))\}.$$

Similarly if we apply Lemma 5 multiple times inside E_1 by taking $y_{1,1}$ as pivot and $y_{1,3}$ and $y_{1,4}$ consecutively, then we obtain

$$E_1 = \{((x_{1,1}, y_{1,1}), (0, 0)), ((x_{1,1}, y_{1,1}), (0, 1)), ((x_{1,1}, y_{1,1}), (0, 2)), ((x_{1,1}, y_{1,1}), (0, 3)), \\ ((x_{1,2}, y_{1,1}), (0, 0)), ((x_{1,2}, y_{1,1}), (0, 1)), ((x_{1,2}, y_{1,1}), (0, 2))\}.$$

Next, we do the same for E_2 and E_3 . We obtain

$$E_2 = \{((x_{2,1}, y_{2,1}), (0, 0)), ((x_{2,1}, y_{2,1}), (0, 1))\} \\ E_3 = \{((x_{3,1}, y_{3,1}), (0, 0)), ((x_{3,1}, y_{3,1}), (0, 1)), ((x_{3,1}, y_{3,1}), (0, 2))\}.$$

Let us go back to E_1 and apply Lemma 6 by taking $x_{1,1}$ as pivot and $x_{1,2}$ as the variable. We have $k = 1$ and $l = 3$, and $\alpha_1 = 3$. E_1 is updated as follows:

$$E_1 = \{((x_{1,1}, y_{1,1}), (0, 0)), ((x_{1,1}, y_{1,1}), (0, 1)), ((x_{1,1}, y_{1,1}), (0, 2)), ((x_{1,1}, y_{1,1}), (0, 3)), \\ ((x_{1,1}, y_{1,1}), (1, 0)), ((x_{1,1}, y_{1,1}), (1, 1)), ((x_{1,1}, y_{1,1}), (1, 2))\}.$$

Now please observe that E_1, E_2 and E_3 are all vertically ordered sets. According to Lemma 7, coalescence of these sets is also a naturally ordered set. Since $|E_1| + |E_2| + |E_3| = KL$, then we can conclude that the class of Z set given in Example 3 is almost regular.

Now we give the proof of Theorem 1.

Proof of Theorem 1. We will only prove the case in which condition a of Theorem 1 is satisfied. If condition b is satisfied, the proof is done similarly. As we did in Example 8, we will use different groups P_i 's. Note that for each P_i , we have $E_i := \{((x_{i,j}, y_{m,n}), (0, 0)) : (x_{i,j}, y_{m,n}) \in Z\}$. For an arbitrary P_i , the number of elements having the same y coordinate is at most K by definition of the sets satisfying condition a . Therefore Lemma 5 is applicable. We can apply it multiple times by taking different $y_{m,n}$'s as variables until all elements in P_i has common y coordinates. Observe that the number of elements having the same x coordinate is at most L again by definition of the sets in condition a . Then, Lemma 6 is applicable. For each P_i it is sufficient to apply Lemma 6 once. After the application of Lemma 6, for each P_i , we have $U_i = \{(0, 0), (0, 1), \dots, (0, L), (1, 0), (1, 1), \dots, (1, L), \dots, (\lceil |E_i|/L \rceil, 0), \dots, (\lceil |E_i|/L \rceil, |E_i| - L \lceil |E_i|/L \rceil)\}$. Thus for each P_i , we have vertically ordered sets U_i . We know that their coalescence is also vertically ordered by Lemma 7. Together with the fact that $|Z| = |E_1| + |E_2| + |E_3| = KL$, it implies almost regularity. \square

B Proof of Lemma 7

We only give the proof of vertical ordering case. The proof for horizontally ordered sets is done in exactly the same way. We have two vertically ordered sets, and we want to coalesce them so that the coalescence becomes also vertically ordered. There is no gaps in the derivative orders in

vertically ordered sets, i.e. if a derivative of order (α_1, α_2) exists in a vertically ordered set, all derivative orders smaller than (α_1, α_2) are also in the set. If there were gaps in one of the sets, since taking derivatives can only increase the derivative orders in U_{z_2} , there might be gaps in their coalescence, and thus it may not be vertically ordered. However, when there is no gaps, we claim that there exists a vertically ordered coalescence of two vertically ordered sets. We can find such a pair as follows.

Note that in (5), and in all equations thereafter, we first take derivatives in y direction. Assume $|U_{z_1}| + |U_{z_2}| < KL$. When we consider two-dimensional space of derivative orders, in U_{z_1} , there are $\left\lfloor \frac{|U_{z_1}|}{L} \right\rfloor$ fully occupied columns in y direction and $\xi_1 = L - |U_{z_1}| + L \left\lfloor \frac{|U_{z_1}|}{L} \right\rfloor$ missing elements in its last column. Similarly, in U_{z_2} , there are $\left\lfloor \frac{|U_{z_2}|}{L} \right\rfloor$ fully occupied columns, and it has $\xi_2 = |U_{z_2}| - L \left\lfloor \frac{|U_{z_2}|}{L} \right\rfloor$ elements in its last column. First, $\min(\xi_1, \xi_2)$ elements of the last column of U_{z_2} having the higher degree will be shifted in y -direction in order for them to be aligned with U_{z_1} 's last column's missing places. Shifting in y -direction means taking derivatives in this direction. The amount of shift per each such element is equal and found by subtracting the y coordinate of the element having the largest order in U_{z_2} (which is ξ_2) from y coordinate of demanded position of it after shifting (which is $L - \xi_1 + \min(\xi_1, \xi_2)$). This gives $L - \xi_1 - \xi_2 + \min(\xi_1, \xi_2)$. Thus in total we need $\alpha_2 = \min(\xi_1, \xi_2)(L - \xi_1 - \xi_2 + \min(\xi_1, \xi_2))$ shifts in y direction. After shifts in y direction, now we have two types of elements in U_{z_2} , which are the elements aligned with the gaps in the last column of U_{z_1} , and the others. U_{z_2} has $\left\lfloor \frac{|U_{z_2}|}{L} \right\rfloor \xi_1 + \min(\xi_1, \xi_2)$ elements of first kind, including $\min(\xi_1, \xi_2)$ elements aligned by the shifts in y direction. All of such elements will be shifted by $\left\lfloor \frac{|U_{z_1}|}{L} \right\rfloor$ so that the first column of U_{z_2} can reach to the last column of U_{z_1} . We also have $|U_{z_2}| - \left\lfloor \frac{|U_{z_2}|}{L} \right\rfloor \xi_1 - \min(\xi_1, \xi_2)$ elements belong to second group in U_{z_2} . These will be shifted by $\left\lfloor \frac{|U_{z_1}|}{L} \right\rfloor$ since they are aligned with the occupied elements of last column of U_{z_1} , and they will be placed to the right of the last column of U_{z_1} . So in total we have $\alpha_1 = \left\lfloor \frac{|U_{z_1}|}{L} \right\rfloor (\left\lfloor \frac{|U_{z_2}|}{L} \right\rfloor \xi_1 + \min(\xi_1, \xi_2)) + \left\lfloor \frac{|U_{z_1}|}{L} \right\rfloor (|U_{z_2}| - \left\lfloor \frac{|U_{z_2}|}{L} \right\rfloor \xi_1 - \min(\xi_1, \xi_2))$ shifts in x direction. The resulting shape is also a vertically ordered set. To see a visualization of what is happening, please look at Example 9. The procedure we have just described demonstrates the existence of vertically ordered coalescence of two vertically sets.

We will now show that (α_1, α_2) is a unique shift. According to the procedure just described to find (α_1, α_2) , to each element $i \in U_{z_2}$ we assign a shift $\tilde{\mathbf{j}}(i)$ in x direction, and a shift $\tilde{\mathbf{l}}(i)$ in y direction such that $\sum_{i \in U_{z_2}} \tilde{\mathbf{j}}(i) = \alpha_1$ and $\sum_{i \in U_{z_2}} \tilde{\mathbf{l}}(i) = \alpha_2$. In order to show that (α_1, α_2) is unique, by Lemma 4, it is sufficient to show that all other (\mathbf{j}, \mathbf{l}) pairs are singular. Let us start observing that for any regular \mathbf{l} , we have $\mathbf{l}(m) \leq \mathbf{l}(n)$ if the degree of m is smaller than degree of n , where m and n are elements of U_{z_2} . Let us consider two consecutive elements in the last column of U_{z_2} , as only they can be shifted when we take y -directional derivatives first. If the element with smaller degree is shifted more than the one with the higher degree, then the element with smaller degree must pass through the one with smaller degree. This is not allowed for a regular \mathbf{l} since it generates two identical rows in $M(E)$ at some point. Therefore, the number of y -directional shifts of every element is upper bounded by the number of y -directional shifts of its nearest higher order neighbor. Then the number of shifts of an element is an upper bound for number of shifts of all elements having smaller degree than this element. Thus, the fact that $\mathbf{l}(m) \leq \mathbf{l}(n)$ is a direct

consequence of Lemma 3. In the rest of the proof, we consider any other \hat{j} and \hat{l} as the perturbed versions of \tilde{j} and \tilde{l} , and we will observe how the final coalescence will change when we use \hat{j} and \hat{l} instead of \tilde{j} and \tilde{l} .

Let us first consider the case $\hat{l} \neq \tilde{l}$ such that $\sum_{i \in U_{z_2}} \hat{l}(i) = \alpha_2$. Since $\hat{l} \neq \tilde{l}$, for at least one $i \in U_{z_2}$, $\hat{l}(i) > \tilde{l}(i)$ because $\sum_{i \in U_{z_2}} \hat{l}(i) = \sum_{i \in U_{z_2}} \tilde{l}(i) = \alpha_2$. We know by definition that the coalescence becomes a vertically ordered set when \tilde{j} and \tilde{l} are applied. If we apply \hat{l} instead of \tilde{l} , then because of some i having $\hat{l}(i) > \tilde{l}(i)$, some of the elements of U_{z_2} will be shifted less, compared to the case in which \tilde{l} is applied, in order to compensate the increase in the shift of element i . Now remember that in the beginning of the proof, we defined two different types of elements in U_{z_2} , which are the elements aligned with the gaps in the last column of U_{z_1} after y directional shifts, and the others. Since the number of y -directional shifts of every element is upper bounded by the number of y -directional shifts of its nearest higher order neighbor, if \hat{l} is applied, the number of elements of the first type decreases at least by one, and the number of elements of the second type increases at least by one. If $\alpha_2 \neq 0$, then we know that the number of x directional shifts of the elements of first type is one less than the number of x directional shifts of the elements of second type, i.e., $\left\lfloor \frac{|U_{z_1}|}{L} \right\rfloor = \left\lfloor \frac{|U_{z_1}|}{L} \right\rfloor + 1$. Thus increasing the number of elements of the second type at least by one requires increasing the total number of shifts on x direction at least by one. This means $\sum_{i \in U_{z_2}} \hat{j}(i) > \sum_{i \in U_{z_2}} \tilde{j}(i) = \alpha_2$. This is a contradiction and shows that \tilde{l} is the only option for l .

Now let us consider the case, $\hat{l} = \tilde{l}$, and $\hat{j} \neq \tilde{j}$. We observe that after the y -directional shifts, if the degree of m is smaller than degree of n and their degrees have common y coordinates, for any values of j , we have $j(m) \leq j(n)$. The reason behind this is, similar to the one for the case of l , the x -directional shifts of every element is upper bounded by the x -directional shifts of its nearest higher order neighbor when these elements are on the same row after the shifts in y -direction. Note that, after y directional shifts, every element in a row is shifted in x direction by the same amount if we use \tilde{j} . Therefore any increase in $\hat{j}(i) > \tilde{j}(i)$ cannot be compensated by a decrease of the x directional shifts of any element with higher degree than i in the same row. If the compensation is done in any other row, the element whose shift is decreased will overlap with the elements with even smaller degrees since we have vertically ordered set if \tilde{j}, \tilde{l} are used. Therefore, again, there is no possibility for any other $\hat{j} \neq \tilde{j}$. This proves that there are only one regular (\tilde{j}, \tilde{l}) , and thus (α_1, α_2) is a unique shift.

As we stated, the proof for the horizontal ordering is exactly the same as vertical ordering. If we interchange x and y coordinates in the proof of vertical case, what we obtain is the proof of horizontal case. \square

Example 9. For $K = 5, L = 4, |U_{z_1}| = 9$ and $|U_{z_2}| = 6$, we will verify that the resulting coalescence is vertical ordered. Dots and crosses represent the elements of pivot and variable nodes respectively. According to the procedure explained in proof of Lemma 7, we have $(\alpha_1 = 13, \alpha_2 = 2)$. Figure 7 shows how the shifts are applied. We first shift in y direction and then in x direction. In the second figure, we show shifted crosses in y direction with orange. Next, we shift the elements in x direction. Each element of the variable node which is aligned with the gaps in the last column of pivot will be shifted by 2 to x direction. These are shown by blue crosses. And the element of variable node not aligned with gaps will be shifted by 3 to x direction. Finally, we coalesce the elements of variable with the ones of pivot by evaluating $\frac{\partial^{\alpha_1 + \alpha_2}}{\partial x^{\alpha_1} \partial y^{\alpha_2}} D(x, y)$ at the pivot node. As we see the resulting set is also a vertical ordered set.

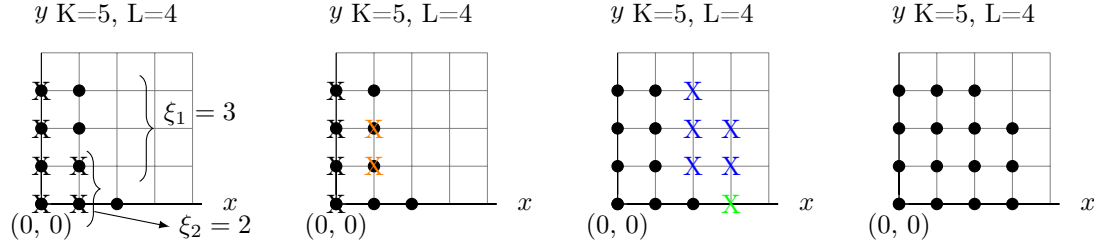


Fig. 7: Coalescence of two vertical ordered set according to the procedure described in the proof of Lemma 7

References

- [1] K. Lee et al. “Speeding Up Distributed Machine Learning Using Codes”. In: *IEEE Transactions on Information Theory* 64.3 (Mar. 2018), pp. 1514–1529.
- [2] Q. Yu et al. “Polynomial codes: an optimal design for high-dimensional coded matrix multiplication”. In: *Advances in Neural Information Processing Systems*. 2017, pp. 4403–4413.
- [3] S. Dutta et al. “On the Optimal Recovery Threshold of Coded Matrix Multiplication”. In: *arXiv:1801.10292 [cs, math]* (May 16, 2018). arXiv: 1801.10292.
- [4] Q. Yu et al. “Straggler mitigation in distributed matrix multiplication: Fundamental limits and optimal coding”. In: *2018 IEEE International Symposium on Information Theory (ISIT)*. IEEE, 2018, pp. 2022–2026.
- [5] S. Dutta et al. “A Unified Coded Deep Neural Network Training Strategy based on Generalized PolyDot codes”. In: *2018 IEEE International Symposium on Information Theory (ISIT)*. 2018 IEEE International Symposium on Information Theory (ISIT). June 2018, pp. 1585–1589.
- [6] Z. Jia and S. A. Jafar. “Cross Subspace Alignment Codes for Coded Distributed Batch Computation”. In: *arXiv:1909.13873 [cs, math]* (Oct. 27, 2019). arXiv: 1909.13873.
- [7] A. Reisizadeh et al. “Coded Computation Over Heterogeneous Clusters”. In: *IEEE Transactions on Information Theory* 65.7 (July 2019), pp. 4227–4242.
- [8] N. Ferdinand and S. C. Draper. “Hierarchical coded computation”. In: *2018 IEEE International Symposium on Information Theory (ISIT)*. IEEE. 2018, pp. 1620–1624.
- [9] M. M. Amiri and D. Gündüz. “Computation scheduling for distributed machine learning with straggling workers”. In: *ICASSP 2019-2019 IEEE International Conference on Acoustics, Speech and Signal Processing (ICASSP)*. IEEE. 2019, pp. 8177–8181.
- [10] S. Kiani et al. “Exploitation of Stragglers in Coded Computation”. In: *2018 IEEE International Symposium on Information Theory (ISIT)*. 2018 IEEE International Symposium on Information Theory (ISIT). June 2018, pp. 1988–1992.
- [11] K. Lee et al. “High-dimensional coded matrix multiplication”. In: *2017 IEEE International Symposium on Information Theory (ISIT)*. 2017 IEEE International Symposium on Information Theory (ISIT). June 2017, pp. 2418–2422.

-
- [12] E. Ozfatura et al. “Distributed gradient descent with coded partial gradient computations”. In: *ICASSP 2019-2019 IEEE International Conference on Acoustics, Speech and Signal Processing (ICASSP)*. IEEE. 2019, pp. 3492–3496.
 - [13] S. Kiani et al. “Hierarchical Coded Matrix Multiplication”. In: *arXiv preprint arXiv:1907.08818* (2019).
 - [14] R. A. Lorentz. *Multivariate Birkhoff Interpolation*. Springer, 2006.
 - [15] J. Liesen and V. Mehrmann. *Linear algebra*. Springer undergraduate mathematics series. 2015. 324 pp.