

2019/20 Lessons from $\tau(\Omega_c^0)$ & $\tau(\Xi_c^0)$ and CP asymmetry in charm decays

S. Bianco ^a, I.I. Bigi ^b

^a INFN, Laboratori Nazionali di Frascati, Frascati (Rome), I-00044, Italy

^b Department of Physics, University of Notre Dame, Notre Dame, IN 46556, USA
email addresses: stefano.bianco@lnf.infn.it, ibigi@nd.edu

Abstract

Our 2003 "Cicerone" had discussed charm dynamics with different directions and levels [1]. Here we focus on two items, where the 'landscape' has changed sizably. (A) The lifetimes & semi-leptonic decays of charm hadrons show the impact of non-perturbative QCD and to which degree one can apply Heavy Quark Expansion (HQE) for charm hadrons. It is more complex as we have learnt from 2019/20 data. (B) **CP** asymmetry has been established in 2019 [2]: $\Delta A_{\text{CP}} \equiv A_{\text{CP}}(D^0 \rightarrow K^+ K^-) - A_{\text{CP}}(D^0 \rightarrow \pi^+ \pi^-) = -(1.54 \pm 0.29) \cdot 10^{-3}$ is quite an achievement by the LHCb collaboration! Our community is at the beginning of a long travel for fundamental dynamics. Can the SM account for these? We discuss the assumptions that were made up to 2018 data and new conclusions from 2019/20 ones. We need more data; however, one has to discuss correlations between different transitions. We give an **Appendix** what we have learnt for large **CP** asymmetry in $K_L \rightarrow \pi^+ \pi^- e^+ e^-$.

Contents

1	Introduction	2
2	Overview	5
3	Experimental tools and 2020 data status	7
3.1	Recent lifetime measurements of charm hadrons	7
3.2	Semi-leptonic decays	10
3.3	Recent CP asymmetry measurements	11
4	Theoretical tools	13
4.1	CKM matrix	13
4.2	Re-scattering	14
4.3	Probing CP asymmetries in 3- & 4-body FS	15
4.4	"Duality" between hadrons and quarks	15
5	Non- & semi-leptonic widths of charm hadrons	15
5.1	Lifetimes of D^0 , D^+ & D_s^+ and their semi-leptonic widths	15
5.2	Lifetimes of Λ_c^+ , Ξ_c^+ , Ξ_c^0 & Ω_c^0	16
5.3	Semi-leptonic widths of Λ_c^+ , Ξ_c^+ , Ξ_c^0 & Ω_c^0	18

6	Studies of CP asymmetries in charm transitions	19
6.1	CP asymmetries in SCS with many-body FS	20
6.1.1	Dalitz plots for $D_{(s)}^+$	20
6.1.2	Dalitz plots for Λ_c^+	21
6.1.3	T-odd correlations in $D^0 \rightarrow K^+ K^- \pi^+ \pi^-$ (& $D^0 \rightarrow \pi^+ \pi^- \pi^+ \pi^-$) . .	21
6.2	CP asymmetries in DCS	23
6.2.1	Charm mesons	23
6.2.2	Charm baryons	24
7	Summary	25
7.1	Inclusive transitions of charm hadrons	25
7.1.1	Understanding dynamics of lifetimes for charm hadrons	25
7.1.2	Semi-leptonic decays of charm hadrons	26
7.2	Beginning of probing CP asymmetries in charm hadrons	26
7.3	Goals for ‘understanding’ charm dynamics	26
A	Prediction of large CP asymmetry in $K_L \rightarrow \pi^+ \pi^- e^+ e^-$	29

1 Introduction

The goal of ”Cicerone”[1] was and still is to reach a large audience including graduate students: first it ‘paints’ the ‘landscape’ of charm hadrons and then goes deeper inside the fundamental dynamics and refined tools in general. However, we do not discuss spectroscopy in this paper, although the topic is important and relevant progress has been made by our community. We focus on two items and discuss that with colleagues who work on them (or close to it) both on the theoretical or experimental side.

- How can one improve the predictions for the lifetimes and semi-leptonic branching ratios of charm hadrons from HQE (Heavy Quark Expansion) ¹?
- CP asymmetry in charm hadrons has been established in 2019 in one case: CP asymmetry in $D^0 \rightarrow K^+ K^-$ vs. $D^0 \rightarrow \pi^+ \pi^-$ [2].

Our community is in the beginning of a long ‘travel’ through fundamental dynamics; in particular, the SM predicts small, but not zero values for CP violation in singly Cabibbo suppressed (SCS) transitions of charm hadrons. One has to find that in other ones, namely in D^+ & D_s^+ and charm baryons decays at least in Λ_c^+ and hopeful in Ξ_c^+ & Ξ_c^0 ones. For practical reasons one first focuses on 2-body final states (FS). However, our community has to find CP asymmetries in 3- & 4-body FS. Most of non-leptonic decays of charm hadrons are given by 3 & 4 hadrons like pions, kaons, η & η' and p , Λ etc.; they are *not* backgrounds. It is crucial to understand the underlying dynamics: the SM produces these

¹Often it is said the words of ‘HQE’ and ‘HQET’ mean the same; however, we disagree.

data, or it is SM plus New Dynamics (ND). These two items are not the same, but they are connected due to QCD, as we will explain below.

We give a very short introduction to help a reader to understand our points. The beauty quark is heavy compared to 1 GeV; thus one can apply HQE to deal with non-perturbative QCD; it has a good record for lifetimes, branching ratios, oscillations and even **CP** asymmetries. The weak widths of H_Q with single heavy quark Q are described by Operator Product Expansion (OPE):

$$\Gamma(H_Q \rightarrow f) = \frac{G_F^2 m_Q^5(\mu)}{192\pi^3} |V_{CKM}|^2 \left[A_0 + A_2/m_Q^2 + A_3/m_Q^3 + \mathcal{O}(1/m_Q^4) \right]_{(\mu)}. \quad (1)$$

A_n are numbers containing phase space factors, short-distance coefficients appearing in OPE and hadronic expectation values of local operators \mathcal{O}_n of dimension $n+3$, namely $\langle H_Q | \mathcal{O}_n | H_Q \rangle$. Quantum field theory (QFT) had told us: (1) $A_0 \neq 0$ is the same for Q quark except phase space factors and the value of $\langle H_Q | \bar{Q}Q | H_Q \rangle$. (2) In HQE A_1 is zero. (3) The non-zero values of A_2 are different for heavy baryons, while basically they are still zero for heavy mesons. (4) A_3 give different non-zero values for heavy mesons, heavy baryons and also for the connections of heavy baryons & heavy mesons. (5) Our community has worked beyond A_3 , namely A_4 ; however, we will not discuss that here.

As usual, one introduces an auxiliary energy scale μ with $\Lambda_{\text{QCD}} \ll \mu \ll m_Q$ for the operators and for the matrix elements to combine them to get observables that do not depend on μ . It is indicated in this Eq.(1); for practical reasons one gets $\mu \sim 1$ GeV.

To discuss the transitions of charm hadrons we summarize the status of SM predictions vs. 2018 data and then discuss the sizable differences in 2019/20 data ². There are two obvious differences between the 2018 and 2019/20 data. The history plots of the measurements of the lifetime of Ω_c^0 : following the PDG style, they are shown in **Fig.1**: It had been seemed the data are controlled; however the lifetime of Ω_c^0 measured by the LHCb collaboration is very different! As we will discuss below in **Sect.5.2**, it has changed our understanding the underlying dynamics of non-perturbative QCD.

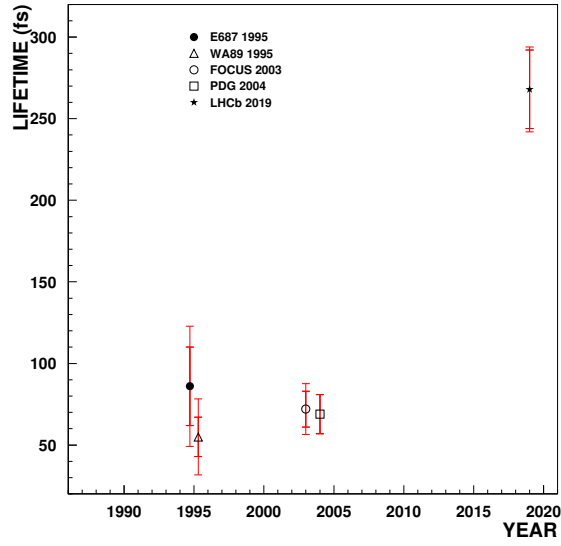
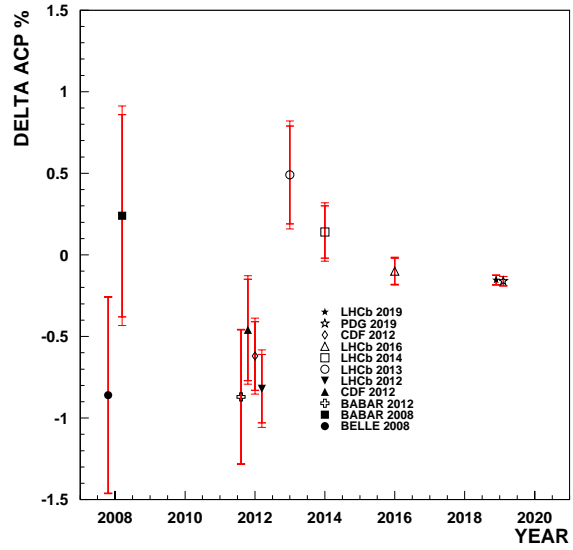
The situation is very different for **CP** asymmetries in $D^0 \rightarrow K^+ K^- / \pi^+ \pi^-$, see **Fig.2**. The result of the LHCb analyses is indeed exciting [2]; thus PDG2020 lists it:

$$\Delta A_{\text{CP}} \equiv A_{\text{CP}}(D^0 \rightarrow K^+ K^-) - A_{\text{CP}}(D^0 \rightarrow \pi^+ \pi^-) = (-1.54 \pm 0.29) \cdot 10^{-3}. \quad (2)$$

It is the first measured **CP** asymmetry in the charm system with more than 5σ uncertainty. Previous evidences back in 2012 measured a ten-fold asymmetry difference maybe with a 3σ significance. We will discuss that in **Sect.3.3** and **Sect.6** with details.

The weak decays of charm hadrons mostly produce 3- & 4-body FS. In the SM direct **CP** asymmetries cannot happen in favored one, while for SCS produce of $\mathcal{O}(10^{-3})$ and basically zero for DCS, as we will discuss in **Sect.4.1**. First one can find in 2-body

²We talk about HQE with only two examples, namely beauty & charm hadrons. On the other hand, one can look at hyperfine splitting with four ‘actors’: $M^2(\rho) - M^2(\pi) \sim 0.59 \text{ (GeV)}^2$, $M^2(K^*) - M^2(K) \sim 0.56 \text{ (GeV)}^2$, $M^2(D^*) - M^2(D) \sim 0.53 \text{ (GeV)}^2$ & $M^2(B^*) - M^2(B) \sim 0.48 \text{ (GeV)}^2$. It is ‘luck’ – or we missed something?

Figure 1: History plot for Ω_c lifetimes.Figure 2: History plot for CP asymmetry differences $D^0 \rightarrow K^+ K^- / \pi^+ \pi^-$.

FS, as happen again. However, 3- & 4-body FS give us a true picture about **CP** asymmetries both with more transitions and larger branching ratios than for 2-body FS. Non-perturbative QCD has even larger impact there. Of course, one needs more refined tools as we will discuss below.

2 Overview

Eq.(1) shows the impact of HQE and its features; actually we know much more, see Eq.(3):

$$\Gamma(H_Q \rightarrow f) = \frac{G_F^2 m_Q^5(\mu)}{192\pi^3} |V_{\text{CKM}}|^2 \left[c_3^{(f)} \frac{\langle H_Q | \bar{Q}Q | H_Q \rangle}{2M_{H_Q}} + \frac{c_5^{(f)}}{m_Q^2} \frac{\langle H_Q | \bar{Q}i\sigma \cdot GQ | H_Q \rangle}{2M_{H_Q}} \right. \\ \left. + \sum_i \frac{c_{6,i}^{(f)}}{m_Q^3} \frac{\langle H_Q | (\bar{Q}\Gamma_i q)(\bar{q}\Gamma_i Q) | H_Q \rangle}{2M_{H_Q}} + \mathcal{O}(1/m_Q^4) \right]_{(\mu)}. \quad (3)$$

We will discuss the expectation values of dimension-3, -5 & -6 here (and previously in Refs.[1, 3]), namely $\bar{Q}Q$, $\bar{Q}i\sigma \cdot GQ$, $\bar{Q}(i\vec{D})^2Q$, $(\bar{Q}\Gamma_i q)(\bar{q}\Gamma_i Q)$ and their connections. $\mu_\pi^2 \equiv \langle H_Q | \bar{Q}(i\vec{D})^2Q | H_Q \rangle / 2M_{H_Q}$ and $\mu_G^2 \equiv \langle H_Q | \bar{Q}i\sigma \cdot GQ | H_Q \rangle / 2M_{H_Q}$. Thus μ_π^2 and μ_G^2 denote the expectation values of the "kinetic" and "chromomagnetic" operators. "Sum rules" are ubiquitous tools in many branches of physics that involve sums or integrals over observables such as rates and their moments. In this case one talks about "small velocity (SV)" limit in sum rules, where OPE is applicable [4]. Thus there is a rigorous lower bound: $\mu_G^2(\omega) \leq \mu_\pi^2(\omega)$. To be specific for beauty mesons: $\mu_\pi^2 \simeq 0.45 \pm 0.1 \text{ (GeV)}^2$ and $\mu_G^2 \simeq 0.35 \pm 0.03 \text{ (GeV)}^2$. Furthermore one can describe the impact of $\langle H_Q | (\bar{Q}\Gamma_i q)(\bar{q}\Gamma_i Q) | H_Q \rangle$ with two terms of $1/m_Q^3$ as D & LS terms named ρ_D^3 & ρ_{LS}^3 ³ to discuss the weak decays of heavy mesons. We assume **CPT** invariance giving $\Gamma(H_Q) = \Gamma(\bar{H}_Q)$. One can acquire information even from $\mathcal{O}(1/m_Q^4)$ terms & some estimates about $\mathcal{O}(1/m_Q^5)$ ones; however, we will not discuss them in charm decays, where one cannot go after accuracy about the impact of HQE.

For $\Lambda_Q = [Q(du)_{j=0}]$ & $\Xi_Q = [Q(sq)_{j=0}]$ baryons one gets

$$\langle \Lambda_Q | \bar{Q}i\sigma \cdot G | \Lambda_Q \rangle \simeq 0 \simeq \langle \Xi_Q | \bar{Q}i\sigma \cdot G | \Xi_Q \rangle ; \quad (4)$$

the pair of light quarks carry $j = 0$, while one gets $\Omega_Q = [Q(ss)_{j=1}]$ and therefore

$$\mu_G^2(\Omega_Q) \simeq \frac{2}{3} [M^2(\Omega_Q^{(3/2)}) - M^2(\Omega_Q)] \neq 0. \quad (5)$$

The situation with charm quarks is more 'complex'. Often charm quarks act as heavy quarks, but not all the time; furthermore HQE can be applied only in a 'qualified way'; i.e., we 'paint the landscape' to show the impact of non-perturbative QCD. As a first step one looks at diagrams [1, 5]:

- "Pauli Interference" (**PI**) diagrams give sizable impact on H_Q hadrons in general.
- W exchange & W annihilation diagrams can combine them in one word: **WA**. It gives small impact for H_Q mesons. On the other hand, W exchanges are *not* helicity suppressed in the weak decays of charm baryons; therefore they give large impact there; thus we use the word W Scattering: **WS**.

³ D = Darwin term should not confused with the usual word, namely charm mesons D ; LS = convection current (spin-orbital) term.

The best example of heavy quarks is the beauty quark. First one can look at the pattern in the beauty lifetimes; first the pattern [6, 7]:

$$\tau(\Xi_b^0) \simeq \tau(\Lambda_b^0) < \tau(B_s^0) \simeq \tau(B^0) < \tau(\Xi_b^-) \leq \tau(\Omega_b^-), \quad (6)$$

where ‘<’ means a few %. PDG2020 tells us:

$$\tau(\Xi_b^0) = (1.480 \pm 0.030) \cdot 10^{-12} \text{ s} \quad , \quad \tau(\Lambda_b^0) = (1.471 \pm 0.009) \cdot 10^{-12} \text{ s} \quad (7)$$

$$\tau(B_s^0) = (1.510 \pm 0.004) \cdot 10^{-12} \text{ s} \quad \tau(B^0) = (1.519 \pm 0.004) \cdot 10^{-12} \text{ s} \quad (8)$$

$$\tau(\Xi_b^-) = (1.572 \pm 0.040) \cdot 10^{-12} \text{ s} \quad , \quad \tau(\Omega_b^-) = (1.64^{+0.18}_{-0.17}) \cdot 10^{-12} \text{ s}; \quad (9)$$

it is well described as expected. Compare the ratios, where we best understand the underlying forces including non-perturbative QCD:

$$\tau(\Lambda_b^0)/\tau(B^0)|_{\text{PDG2020}} \simeq 0.97 \pm 0.01 \quad \text{vs.} \quad \tau(\Lambda_b^0)/\tau(B^0)|_{\text{HQE}} \simeq 0.94 \pm 0.04. \quad (10)$$

On the experiment side the lesson is obvious: it is quite achievement to reach uncertainties of 1% with the large backgrounds, see the left side of Eq.(10). However, the situation is much subtle on the theoretical side:

- The weak decays of ‘free quarks’ are described by $[...m_Q^5(1 + ... \frac{\alpha_S}{\pi} + ...(\frac{\alpha_S}{\pi})^2 + ...)]$
- Yet one has to include non-perturbative QCD for bound heavy quarks, namely: $[...m_Q^5(1 + ... \frac{\alpha_S}{\pi} + ...(\frac{\alpha_S}{\pi})^2 + ...) + ...(\frac{\mu}{m_Q})^2(1 + ... \frac{\alpha_S}{\pi} + ...) + ...(\frac{\mu}{m_Q})^3(1 + ... \frac{\alpha_S}{\pi} + ...)...]$.
- Furthermore, non-perturbative QCD starts at $\mathcal{O}(1/m_Q)^2$ and continue with $\mathcal{O}(1/m_Q)^3$ etc. for heavy baryons, while heavy mesons basically start with $\mathcal{O}(1/m_Q)^3$.
- For extreme heavy quarks one gets theoretical limit is not ‘zero’, but close to ‘one’. To be more specific we talk about beauty hadrons. Thus HQE uncertainties in the lifetimes of beauty hadrons is around ‘one’; i.e., a very sizable uncertainty so far, see above in the right side of Eq.(10). Still theorists who had worked on that can be proud of their achievements.
- Our understanding can be improved based on the semi-leptonic decays of B^0 & B_s^0 and Λ_b^0 , Ξ_b^0 & Ξ_b^- . The connections of these lifetimes and the semi-leptonic decays are not straightway, but crucial.

The main goal of Ref.[1] and this article is to better understand of *charm* dynamics now and for the future, in particular the impact of HQE, which is not obvious right away. The ‘situation’ has sizably changed in 2019/20 as we will discuss. Weak transitions of charm hadrons can be applied by HQE differently. Previously we had followed the ‘fashion’ about $\tau(\Omega_c^0)$ and $\tau(\Xi_c^0)$.

3 Experimental tools and 2020 data status

Charm physics has been subject of steady interest, in particular since 2003, the date of our Cicerone. Many experiments had been active in flavor physics such as CDF, CLEO, BaBar, Belle, BES III. A quantum leap in statistics has been provided by LHCb. Mirroring such interest, our community produced several review papers, while the interest of the topic reached groups [8] that now maintain regularly the observatory on **CP** violation parameters in the charm system.

3.1 Recent lifetime measurements of charm hadrons

Up to the beginning of the second millennium lifetimes of charm hadrons were measured by early fixed-target experiments (E687, FOCUS ⁴, E791, WA89) with typical 50 fs resolutions, and by charm/beauty factories (BaBar, Belle, CLEO-2) at e^+e^- colliders with 150 fs resolutions [9]. The former provided the most precise lifetime measurements, the latter contributed with results on time-dependent mixing. The LHCb experiment ⁵ started operation more than ten years ago and has been producing lifetime result since, with very large statistical samples and good control of systematics and backgrounds.

There are very important differences between the two kind of experiments, reflected on the analysis procedures, the backgrounds, and, therefore, the phenomena which affect systematic errors. Typically fixed-target experiments have excellent 3D vertex and proper time resolutions but large backgrounds, reduced by requiring good vertex separation. Separation between primary and secondary vertices is used as a filter, as well as the reduced proper time variable $t' \equiv (L - N\sigma_L)/\beta\gamma c$ which reduces the dependance of proper time on the vertex displacement resolution.

Experiments at e^+e^- colliders avail of much cleaner environment but can count on poorer time resolution due to the lesser Lorentz boost of charm particles, which result in smaller detachment of secondary vertices. The average interaction point is normally used for constraining the location of primary vertex. The proper time resolution is often very close (or even larger) of the lifetimes to be measured. For a detailed (although somehow dated) comparative discussion, see Ref.[9].

Fig.3 shows measured masses for charm mesons and baryons updated to the year 2019; one might show the pattern of strong spectroscopy of charm hadrons, namely it is stable since 1985 except the mass of Ω_c^0 ; however, even that was stable from 1995.

Fig.4 shows compilations of their weak lifetimes. In the past, lifetimes results from fixed-target and e^+e^- experiments have shown inconsistencies and disagreements (*tensions* to use a fashionable lingo) that sparked discussions on relative strengths and weaknesses of the algorithms used ⁶:

⁴It is obvious, why its name was used, although its official name is E831.

⁵While the results of LHCb are produced by pp collisions, they can be treated as fixed-target experiment.

⁶The lifetime for Ξ_c^0 has been enhanced in 2020 sizably what we talk about in the text.

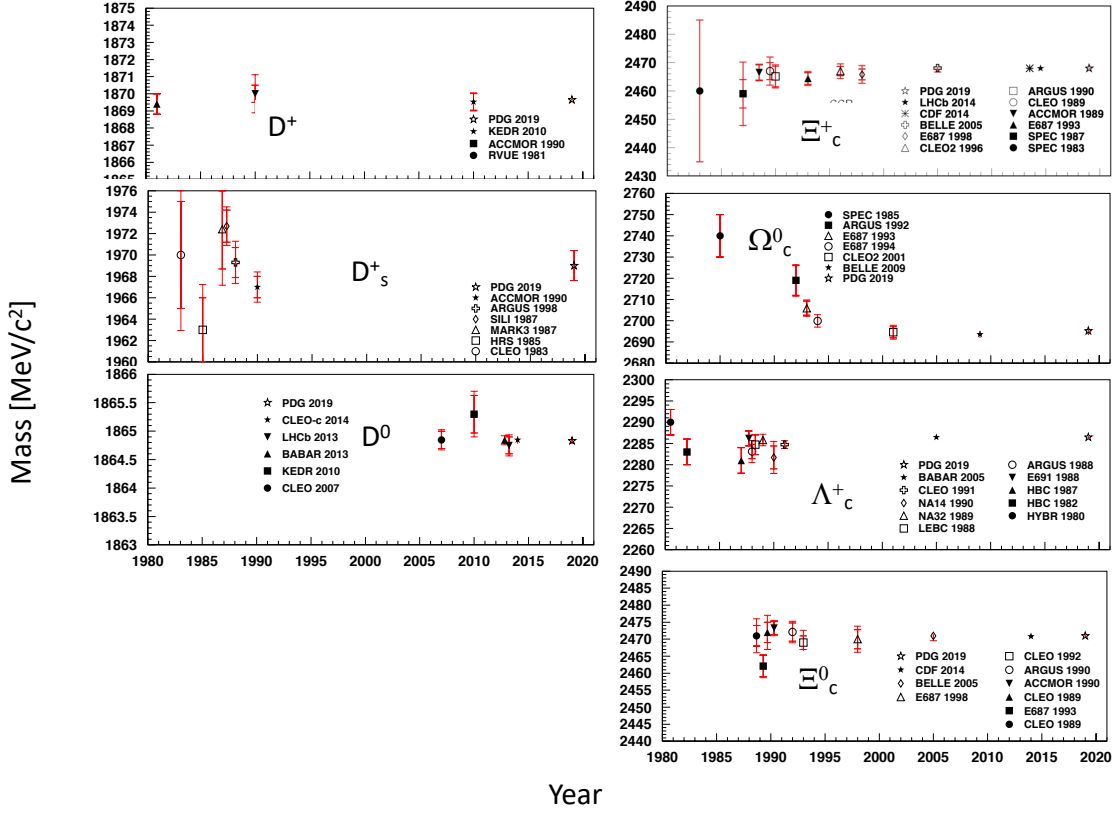


Figure 3: Charm mesons and baryons mass measurements.

PDG2018 lifetime averages had shown a hierarchy with charm baryons and mesons:

$$\tau(\Omega_c^0) < \tau(\Xi_c^0) < \tau(\Lambda_c^+) < \tau(\Xi_c^+) \sim \tau(D^0) < \tau(D_s) < \tau(D^+); \quad (11)$$

it is quite different for beauty hadrons (see Eq.(6)), which is not surprising. We list the lifetimes of D^+ , D_s^+ , D^0 and Λ_c^+ :

$$\tau(D^+)|_{\text{PDG2018}} = (1040 \pm 7) \cdot 10^{-15} \text{ s} \quad , \quad \tau(D_s^+)|_{\text{PDG2018}} = (504 \pm 4) \cdot 10^{-15} \text{ s} \quad (12)$$

$$\tau(D^0)|_{\text{PDG2018}} = (410.1 \pm 1.5) \cdot 10^{-15} \text{ s} \quad , \quad \tau(\Lambda_c^+)|_{\text{PDG2018}} = (200 \pm 6) \cdot 10^{-15} \text{ s} \quad (13)$$

$$\tau(D^+)/\tau(D^0)|_{\text{PDG2018}} \simeq 2.54 \quad , \quad \tau(D_s^+)/\tau(D^0)|_{\text{PDG2018}} \simeq 1.23 \quad (14)$$

$$\tau(D^0)/\tau(\Lambda_c^+)|_{\text{PDG2018}} \simeq 2.04 \quad (15)$$

This situation is ‘stable’:

$$\tau(D^+)|_{\text{PDG2020}} = (1040 \pm 7) \cdot 10^{-15} \text{ s} \quad , \quad \tau(D_s^+)|_{\text{PDG2020}} = (504 \pm 4) \cdot 10^{-15} \text{ s} \quad (16)$$

$$\tau(D^0)|_{\text{PDG2020}} = (410.1 \pm 4) \cdot 10^{-15} \text{ s} \quad , \quad \tau(\Lambda_c^+)|_{\text{PDG2020}} = (202.4 \pm 3.1) \cdot 10^{-15} \text{ s} \quad (17)$$

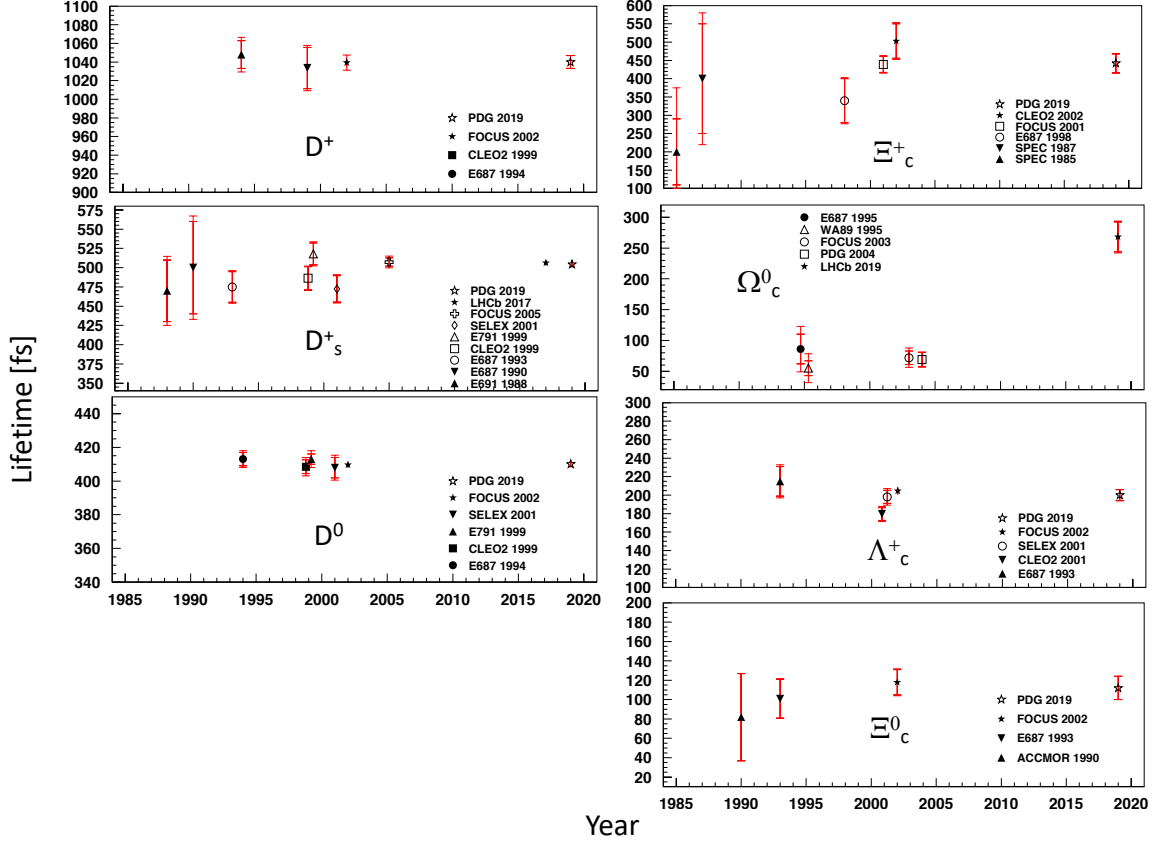


Figure 4: Charm mesons and baryons lifetime measurements.

$$\tau(D^+)/\tau(D^0)|_{\text{PDG2020}} \simeq 2.54 \quad , \quad \tau(D_s^+)/\tau(D^0)|_{\text{PDG2020}} \simeq 1.23 \quad (18)$$

$$\tau(D^0)/\tau(\Lambda_c^+)|_{\text{PDG2020}} \simeq 2.03 \quad . \quad (19)$$

However, the landscape of charm baryons is more ‘complex’. To be specific:

$$\tau(\Omega_c^0)|_{\text{PDG2018}} = (69 \pm 12) \cdot 10^{-15} \text{ s} \quad (20)$$

$$\tau(\Xi_c^0)|_{\text{PDG2018}} = (112^{+13}_{-10}) \cdot 10^{-15} \text{ s} \quad , \quad \tau(\Xi_c^+)|_{\text{PDG2018}} = (442 \pm 26) \cdot 10^{-15} \text{ s} \quad . \quad (21)$$

It led to

$$\tau(\Omega_c^0)/\tau(\Lambda_c^+)|_{\text{PDG2018}} \sim 0.35 \pm 0.06 \quad (22)$$

$$\tau(\Xi_c^0)/\tau(\Lambda_c^+)|_{\text{PDG2018}} \simeq 0.56 \pm 0.06 \quad , \quad \tau(\Xi_c^+)/\tau(\Lambda_c^+)|_{\text{PDG2018}} \simeq 2.21 \pm 0.13 \quad (23)$$

$$\tau(\Xi_c^+)/\tau(\Xi_c^0)|_{\text{PDG2018}} \sim 3.9 \pm 0.6 \quad . \quad (24)$$

In 2019/20 the landscape has changed in qualitative & quantitative ways:

$$\tau(\Xi_c^0) < \tau(\Lambda_c^+) < \tau(\Omega_c^0) < \tau(D^0) < \tau(\Xi_c^+) < \tau(D_s) < \tau(D^+) \quad . \quad (25)$$

The LHCb Collaboration has measured the lifetime of $\tau(\Omega_c^0)$ with a larger value [10]

$$\tau(\Omega_c^0)|_{\text{LHCb,run-1}} \simeq (268 \pm 26) \cdot 10^{-15} \text{ s} \quad (26)$$

and $\tau(\Xi_c^0)$, $\tau(\Lambda_c^+)$ & $\tau(\Xi_c^+)$ with smaller uncertainties [11]:

$$\tau(\Xi_c^0)|_{\text{LHCb,run-1}} \simeq (154.5 \pm 2.5) \cdot 10^{-15} \text{ s} \quad (27)$$

$$\tau(\Lambda_c^+)|_{\text{LHCb,run-1}} \simeq (203.5 \pm 2.2) \cdot 10^{-15} \text{ s} \quad (28)$$

$$\tau(\Xi_c^+)|_{\text{LHCb,run-1}} \simeq (456.8 \pm 5.5) \cdot 10^{-15} \text{ s} . \quad (29)$$

The LHCb measurement of Ω_c^0 lifetime is based on a collected final sample five times larger than those accumulated by all predecessors, and yields a lifetime four times larger, much beyond the errors. The LHCb measurement is performed on a sample of b-tagged Ω_c^0 decays. The variable used is proper time rather than the t' reduced proper time. The proper time resolution declared is $(80 - 100) \cdot 10^{-15} \text{ s}$. To reduce the systematics, LHCb normalize to D^+ decays. The LHCb measurement of Ω_c^0 lifetime is very relevant: it changes the hierarchy of lifetimes settled until 2018, and it has stemmed a vibrant discussion in the community. The lifetime value measured is so large that could have been easily measured much earlier than 2018 by experiments at e^+e^- whose resolution is about $150 \cdot 10^{-15} \text{ s}$ typically [9]. CLEO-c and Belle have both observed Ω_c^0 and measured its mass, they should/could have measured quite easily the lifetime value measured by LHCb. As an example and comparison: Belle has measured the lifetime of the τ lepton with $(290.17 \pm 0.53 \pm 0.33) \cdot 10^{-15} \text{ s}$.

It has convinced the PDG team to use their values

$$\tau(D^+)|_{\text{PDG2020}} = (1040 \pm 7) \cdot 10^{-15} \text{ s} \quad , \quad \tau(D_s^+)|_{\text{PDG2020}} = (504 \pm 4) \cdot 10^{-15} \text{ s} \quad (30)$$

$$\tau(\Xi_c^+)|_{\text{PDG2020}} = (456 \pm 5) \cdot 10^{-15} \text{ s} \quad (31)$$

$$\tau(D^0)|_{\text{PDG2020}} = (410.1 \pm 1.5) \cdot 10^{-15} \text{ s} \quad , \quad \tau(\Omega_c^0)|_{\text{PDG2020}} = (268 \pm 26) \cdot 10^{-15} \text{ s} \quad (32)$$

$$\tau(\Lambda_c^+)|_{\text{PDG2020}} = (202.4 \pm 3.1) \cdot 10^{-15} \text{ s} \quad , \quad \tau(\Xi_c^0)|_{\text{PDG2020}} = (153 \pm 6) \cdot 10^{-15} \text{ s} \quad (33)$$

or these ratios

$$\tau(\Omega_c^0)/\tau(\Lambda_c^+)|_{\text{PDG2020}} \simeq 1.32 \pm 0.10 \quad (34)$$

$$\tau(\Xi_c^0)/\tau(\Lambda_c^+)|_{\text{PDG2020}} \simeq 0.76 \pm 0.05 \quad , \quad \tau(\Xi_c^+)/\tau(\Lambda_c^+)|_{\text{PDG2020}} \simeq 2.25 \pm 0.05 \quad (35)$$

$$\tau(\Xi_c^+)/\tau(\Xi_c^0)|_{\text{PDG2020}} \sim 2.98 \pm 0.05 . \quad (36)$$

One can ‘paint’ the landscape of lifetimes of charm hadrons; it is not $\tau(D^+)/\tau(\Omega_c^0)|_{\text{data}} \sim 13$ in PDG2018, but $\tau(D^+)/\tau(\Xi_c^0)|_{\text{data}} \sim 7$ with a different ‘actor’ in PDG2020.

3.2 Semi-leptonic decays

One can look at the measured ratios of semi-leptonic charm mesons:

$$\text{BR}(D^+ \rightarrow e^+ X)|_{\text{PDG2020}} = (16.07 \pm 0.30)\% \quad (37)$$

$$\text{BR}(D^0 \rightarrow e^+ X)|_{\text{PDG2020}} = (6.49 \pm 0.11)\% \quad (38)$$

$$\text{BR}(D_s^+ \rightarrow e^+ X)|_{\text{PDG2020}} = (6.5 \pm 0.4)\% . \quad (39)$$

These values have hardly changed over time.

The situations are quite different for charm baryons, namely the semi-leptonic width has been measured only for Λ_c^+ :

$$\text{BR}(\Lambda_c^+ \rightarrow e^+ X)|_{\text{PDG2020}} = (3.95 \pm 0.35)\% . \quad (40)$$

We mention

$$\frac{\text{BR}(\Lambda_c^+ \rightarrow e^+ X)}{\text{BR}(D^0 \rightarrow e^+ X)}|_{\text{PDG2020}} \simeq 0.61 \pm 0.05 \quad \text{vs.} \quad \frac{\tau(\Lambda_c^+)}{\tau(D^0)}|_{\text{PDG2020}} \simeq 0.49 \pm 0.01 ; \quad (41)$$

the situations with charm baryons are more ‘complex’, as we will discuss in **Sect.5.3**.

3.3 Recent CP asymmetry measurements

The formalism of **CP** asymmetries is described in Ref.[1] as well as in numerous other articles (see [12] for a much detailed review of mixing and **CP** violation).

There are three classes, although there is only one member that can contribute to all, namely D^0 , while all charm hadrons can contribute to the third one:

- It needs $D^0 - \bar{D}^0$ oscillations with only $\Delta C = 2$ transitions. It has at least been established due to $y_D \neq 0$. The cleanest way to probe **CP** violation is to compare $D^0 \rightarrow l^- X$ vs. $\bar{D}^0 \rightarrow l^+ \bar{X}$. It means $|q/p|_D \neq 1$, yet it is time *independent*. PDG2020 tells us:

$$1 - |q/p|_D = 0.08^{+0.12}_{-0.09} ; \quad (42)$$

it is unlikely to establish $|q/p|_D \neq 1$ ‘soon’.

- One can discuss weak decays of D^0 to **CP** eigenstates like $f = K^+ K^-$ and/or $f = \pi^+ \pi^-$. Thus **CP** asymmetries can be described by $\text{Im}[(\frac{q}{p})_D \frac{\bar{A}_f}{A_f}]$; it shows the interplay of $\Delta C = 2$ with $\Delta C = 1$ ones. One can probe **CP** asymmetries with time-*dependent* decay rates:

$$A_{\text{CP}}(f; t) \equiv \frac{\Gamma(D^0(t) \rightarrow f) - \Gamma(\bar{D}^0(t) \rightarrow f)}{\Gamma(D^0(t) \rightarrow f) + \Gamma(\bar{D}^0(t) \rightarrow f)} . \quad (43)$$

$D^0 - \bar{D}^0$ oscillations are described by $x_D \equiv \Delta M_D / \Gamma_D$ and $y_D \equiv \Delta \Gamma_D / 2\Gamma_D$. We know that are small: $x_D, y_D \sim \mathcal{O}(10^{-3})$; to make it clearer: $y_D \sim (0.64 \pm 0.09) \cdot 10^{-2}$ and $x_D \sim (0.32 \pm 0.14) \cdot 10^{-2}$. Thus ⁷

$$A_{\text{CP}}(f; t) \simeq A_{\text{CP}}^{\text{dir}}(f) - \frac{t}{\tau_{D^0}} A_{\Gamma}(f) \quad (44)$$

$$A_{\Gamma}(f) \simeq -x_D \phi_f + y_D (|q/p|_D - 1) - y_D A_{\text{CP}}^{\text{dir}} . \quad (45)$$

⁷While these Equations have been used one way or other, to our knowledge Tommaso Pajero has shown that in details for the first time [13].

There are two observables that probe **CP** violation: $A_{\mathbf{CP}}^{\text{dir}}(f)$ and $A_{\Gamma}(f)$; they can be differentiated by their time *dependences*. The amplitudes $\bar{A}(D^0 \rightarrow f)$ & $A(D^0 \rightarrow f)$ can be described by $\Delta C = 1$ dynamics only. A time-integrated **CP** asymmetry can be measured. To first order of $D^0 - \bar{D}^0$ oscillation one can describe it as

$$\langle A_{\mathbf{CP}}(f; t) \rangle \simeq A_{\mathbf{CP}}^{\text{dir}}(f) - \frac{\langle t(f) \rangle}{\tau_{D^0}} A_{\Gamma}(f) . \quad (46)$$

Assuming $\phi_f \simeq \phi = \arg(q/p)$ it is fine for now [14]

- One can learn from the histories of **CP** asymmetries in $D^0 \rightarrow h^+ h^-$. The first set of results on $A_{\mathbf{CP}}(K^- K^+)$ and $A_{\mathbf{CP}}(\pi^- \pi^+)$ is customarily attributed to the Fermilab fixed target experiments E791 and FOCUS. Both measured zero $A_{\mathbf{CP}}$ asymmetries with uncertainties of $\sim 13\%$ [15, 16] and 6% [17], respectively. Both E791 and FOCUS only quoted asymmetries without quoting asymmetry differences. Neither results, therefore, are recorded in PDG2020.

Only after nearly a decade the 1% precision level was attained at $e^+ e^-$ colliders by Belle [18] $- A_{\mathbf{CP}}(D^0 \rightarrow K^+ K^-) = (-0.43 \pm 0.30 \pm 0.11) \cdot 10^{-2}$ and $A_{\mathbf{CP}}(D^0 \rightarrow \pi^+ \pi^-) = (+0.43 \pm 0.52 \pm 0.12) \cdot 10^{-2}$ – and BaBar [19]: $A_{\mathbf{CP}}(D^0 \rightarrow K^+ K^- \pi^0)$ and $A_{\mathbf{CP}}(D^0 \rightarrow \pi^+ \pi^- \pi^0)$ difference from zero with uncertainties of 10^{-2} or less.

Big excitement arose in 2012 when LHCb at the CERN LHCb collected a 10^6 decay sample and measured: $\Delta A_{\mathbf{CP}} = A_{\mathbf{CP}}(D^0 \rightarrow K^+ K^-) - A_{\mathbf{CP}}(D^0 \rightarrow \pi^+ \pi^-) = (-0.82 \pm 0.21 \pm 0.11) \cdot 10^{-2}$ [20]; *i.e.*, a result deviated from zero with a significance of 3.5σ just enough to claim an evidence.

CDF at the Fermilab Tevatron soon thereafter – and with a similar size sample – measured $\Delta A_{\mathbf{CP}} = (-0.46 \pm 0.31 \pm 0.12) \cdot 10^{-2}$ [21], and immediately later $\Delta A_{\mathbf{CP}} = (-0.62 \pm 0.21 \pm 0.10) \cdot 10^{-2}$ [22], result compatible with LHCb but with a significance even lower, 2.7σ difference from zero. In the Summer of 2012, Belle presented a result that remained preliminary: $\Delta A_{\mathbf{CP}} = (-0.87 \pm 0.41 \pm 0.06) \cdot 10^{-2}$ [23], basically confirming both LHCb and CDF, with a very low significance of 2.1σ . These results suggesting **CP** violation in the ballpark of 1% immediately stimulated a flurry of theory work.

However, over the years 2012 – 2016 LHCb accumulated event samples of $\mathcal{O}(10^7)$ presenting results compatible with zero asymmetry, and errors slowing decreasing down to 0.1%, see Refs.[24, 25, 26]. The $\Delta A_{\mathbf{CP}}$ saga seemed to turn to a focal point in 2019 with LHCb precise measurement [2] based on $7 \cdot 10^7$ event data sample: $\Delta A_{\mathbf{CP}}(D^0 \rightarrow K^+ K^- / \pi^+ \pi^-) = (-0.154 \pm 0.029)\%$, see above. A synopsis of $\Delta A_{\mathbf{CP}}$ measurements is shown in **Fig.2**.

The next step is to probe indirect **CP** violation in the decays of D^0 in the LHCb data including the total result from run-1 as 3 fb^{-1} and from run-2 as 5.4 fb^{-1} [14]:

$$A_{\Gamma}(K^+ K^-) = -(4.4 \pm 2.3 \pm 0.6) \cdot 10^{-4} \quad (47)$$

$$A_{\Gamma}(\pi^+ \pi^-) = +(2.5 \pm 4.3 \pm 0.7) \cdot 10^{-4} . \quad (48)$$

Our community knows that re-scattering due to QCD happens for two reasons, in particular in the region of energies for charm hadrons as discussed in Ref.[1].with some details:

non-perturbative QCD leads to re-scattering of hadrons as $\bar{K}K \leftrightarrow \pi\pi$. There are two statements: (a) When one looks at the systematics uncertainties, one has to wait for run-3 of LHCb and/or Belle II. (b) One has to probe 3- & 4-body FS, see **Sect.4.2**⁸. We had pointed out before [1]. We will come back to that in **Sect.6.1**⁹.

Actually, there is a third statement, which is quite different from systematics uncertainties, namely to use $D^0 \rightarrow K^+K^-$ & $D^0 \rightarrow \pi^+\pi^-$ from $D^*(2010)^+ \rightarrow D^0\pi^+$. The present analysis corresponds to 1.9 fb^{-1} by the LHCb detector at 13 TeV. It has shown $A_\Gamma(K^+K^-) = +(1.3 \pm 3.5 \pm 0.7) \cdot 10^{-4}$ and $A_\Gamma(\pi^+\pi^-) = +(11.3 \pm 6.9 \pm 0.8) \cdot 10^{-4}$ [13]; it will continue.

4 Theoretical tools

Also the box of theoretical tools has been improved this century in different directions.

4.1 CKM matrix

The Wolfenstein representation of the CKM matrix had described the landscape with three families in 1983 [27]; it is very usable and mostly used (including our 2003 ‘Cicerone’)¹⁰:

$$\lambda = 0.22453 \pm 0.00044 \quad , \quad A = 0.836 \pm 0.015 \quad (49)$$

$$\bar{\rho} = 0.122^{+0.018}_{-0.017} \quad , \quad \bar{\eta} = 0.355^{+0.012}_{-0.011} \quad (50)$$

The value of the Cabbibo angle is very well measured, while the other three parameters should be of the $\mathcal{O}(1)$; indeed, the value of A is fine. However, to fit the data with the other two parameters are *not*, see the second line above. In the world of quarks no sign of ND has been established yet.

Therefor our community has to go after accuracy or even precision; thus one has to use a consistent parametrization of the CKM matrix. The best example so far is described in Ref.[28]. In addition to λ it gives two angles plus one phase:

$$f = 0.754^{+0.016}_{-0.011} \quad , \quad \bar{h} = 1.347^{+0.045}_{-0.030} \quad (51)$$

$$\delta_{\text{QM}} = (90.4^{+0.36}_{-1.15})^\circ \quad (52)$$

There is a special case: the SM gives basically zero **CP** asymmetries in DCS transitions. For the results of the LHCb experiment one has to wait for run-3 data and for real results from Belle II during the 2020’s; i.e., DCS is a hunting region for ND! Tiny rates are not the only challenge: experimental uncertainties could give Cabibbo favored transition $\Lambda_c^+ \rightarrow pK^-\pi^+$ ‘seen’ as DCS $\Lambda_c^+ \rightarrow pK^+\pi^-$.

⁸Item (b) is not favored by experimenters.

⁹The history of **CP** asymmetry in the transitions of charm mesons is very different than for strange and beauty mesons.

¹⁰As we had said in our ‘Cicerone’: the SM is incomplete.

4.2 Re-scattering

We had discussed the impact of (strong) re-scattering in details, see Section 11 ‘CP violation’ in Ref.[1]; thus we add a few comments to update the present situations. Re-scattering gives impact on 2-body FS like $\pi^+\pi^- \leftrightarrow \pi^0\pi^0$, $K^+K^- \leftrightarrow \bar{K}^0K^0$, $\pi\pi \leftrightarrow \bar{K}K$ & $\pi K \leftrightarrow K\pi$ with non-perturbative QCD in the region $\sim 1 - 2$ GeV¹¹. However, 2-body FS of non-leptonic weak decays are a small part of charm hadrons (& tiny ones for beauty hadrons). It means one need much more information about the underlying dynamics and re-fined tools. It is crucial to analyze re-scattering $2 \rightarrow 3, 4, \dots$ for FS. There is a price for working on 3- & 4-body FS, but also a prize for the underlying dynamics, namely the existence of ND & its features. There is also a good sign: for charm hadrons the FS hardly go beyond 4-body FS. We can go beyond general statements, namely to describe the amplitude of an initial state to the final one; first we look at simple case, where the FS of two classes, namely a & b amplitudes (like for non-leptonic decays of K^0):

$$T(P \rightarrow a) = e^{i\delta_a}(T_a + T_b i T_{ba}^{\text{resc}}) \quad , \quad T(\bar{P} \rightarrow \bar{a}) = e^{i\delta_a}(T_a^* + T_b^* i T_{ba}^{\text{resc}}) \quad (53)$$

$$\Gamma(P) = \Gamma(P \rightarrow a) + \Gamma(P \rightarrow b) = \Gamma(\bar{P} \rightarrow \bar{a}) + \Gamma(\bar{P} \rightarrow \bar{b}) = \Gamma(\bar{P}) \quad (54)$$

Thus

$$\Delta\Gamma(a) \equiv |T(\bar{P} \rightarrow \bar{a})|^2 - |T(P \rightarrow a)|^2 = 4 T_{ab}^{\text{resc}} \text{Im} T_a^* T_b \quad (55)$$

$$\Delta\Gamma(b) \equiv |T(\bar{P} \rightarrow \bar{b})|^2 - |T(P \rightarrow b)|^2 = 4 T_{ba}^{\text{resc}} \text{Im} T_b^* T_a \quad (56)$$

with $T_{ab}^{\text{resc}} = T_{ba}^{\text{resc}} = (T_{ab}^{\text{resc}})^*$. Therefore

$$\Delta\Gamma(a) = -\Delta\Gamma(b) \quad (57)$$

as expected: re-scattering is based on QCD (& QED) and **CPT** invariance is assumed.

This simple scenario is easily be extended to two sets of A and B of FS: all states a in set A the transition amplitudes have the same weak couplings and likewise for states b in set B . One then finds due to **CPT** invariance:

$$\Delta\Gamma(a) = 4 \sum_{c \in A} T_{ac}^{\text{resc}} \text{Im} T_a^* T_c = -4 \sum_{d \in B} T_{db}^{\text{resc}} \text{Im} T_b^* T_d = -\Delta\Gamma(b) \quad (58)$$

$$\sum_a \Delta\Gamma(a) = 4 \sum_a \sum_{a \neq c} T_{ac}^{\text{resc}} \text{Im} T_a^* T_c = 0, \quad (59)$$

where T_{ac}^{resc} & $\text{Im} T_a^* T_c$ are symmetric & anti-symmetric, respectively.

Our community has a good report about probing 3-body FS with Dalitz plots, we will discuss just next and made some progress about 4-body FS. To understand more information from the data, one needs several tools like chiral symmetry and dispersion relations. Dalitz plots with π , K , η & η' probe the underlying dynamics with two observables (for charm mesons): without angular correlations a plot is flat, while resonances and thresholds show their impact. One expects that also broad resonances in the 0.5 - 1.5 GeV; scalar ones like $f_0(500)/\sigma$, $K_0^*(700)/\kappa$ etc. etc. should have impact; one should remember that these ones *cannot* be described with Breit-Wigner parameterizations.

¹¹One can add η & η' .

4.3 Probing CP asymmetries in 3- & 4-body FS

Dalitz plots have been suggested to probe parity violation [29]. Our community had continued to probe **CP** asymmetries in the transitions of beauty hadrons, which were found. The next step is to apply it to 3-body FS charm hadrons. One goes after **CP** violation *without* production asymmetries. Next one probes **CP** asymmetries with four-body FS in more subtle ways; one example from beauty baryons: $\Lambda_b^0 \rightarrow p\pi^-\pi^+\pi^-$ gives the first evidence of **CP** asymmetry from run-1 [30]. One of the first LHCb paper from run-2 are very interesting [31]: (a) **P** asymmetry has been established in $\Lambda_b^0 \rightarrow p\pi^-\pi^+\pi^-$; still we cannot understand the lesson we have learnt from the data. (b) **CP** asymmetry has not been established in beauty baryons; we have to wait for run-3 results – or somebody will find another ‘road’ about **CP** asymmetry in baryons based in run-2 data. .

4.4 ”Duality” between hadrons and quarks

Now we come back to re-scattering in a different way. In general, ”duality” is not ‘local’; i.e., one has to use averaged one over the region $\sim 1 - 1.5$ GeV. On the other hand, when one is *not* close to thresholds & resonances, one can use ‘local duality’ including perturbative QCD. We will come back below.

5 Non- & semi-leptonic widths of charm hadrons

The ground states of charm mesons (baryons) are 3 (4) ones that decay only weakly.

5.1 Lifetimes of D^0 , D^+ & D_s^+ and their semi-leptonic widths

In **Sect.3** we have listed the data from PDG2020. Now one can compare the SM predictions from HQE mostly due to **PI**, but some impact of **WA** [1] based on $\mu_\pi|_D \sim 0.45$ (GeV)² [vs. $\mu_\pi|_B \simeq 0.37$ (GeV)²] and $\mu_G|_D \sim 0.41$ (GeV)² [vs. $\mu_G|_B \simeq 0.37$ (GeV)²]:

$$\tau(D^+)/\tau(D^0)|_{\text{HQE}} \sim 2.4 \quad , \quad \tau(D_s^+)/\tau(D^0)|_{\text{HQE}} \sim 0.9 - 1.3 \quad (60)$$

$$\frac{\text{BR}(D^+ \rightarrow e^+\nu X)}{\text{BR}(D^0 \rightarrow e^+\nu X)} \Big|_{\text{HQE}} \sim 2 \quad , \quad \frac{\text{BR}(D_s^+ \rightarrow e^+\nu X)}{\text{BR}(D^0 \rightarrow e^+\nu X)} \Big|_{\text{HQE}} \sim 1.2 \quad (61)$$

One can compare with the present data:

$$\tau(D^+)/\tau(D^0)|_{\text{PDG2020}} \simeq 2.5 \quad , \quad \tau(D_s^+)/\tau(D^0)|_{\text{PDG2020}} \simeq 1.2 \quad (62)$$

$$\frac{\text{BR}(D^+ \rightarrow l^+\nu X)}{\text{BR}(D^0 \rightarrow l^+\nu X)} \Big|_{\text{PDG2020}} \simeq 2.4 \quad , \quad \frac{\text{BR}(D_s^+ \rightarrow l^+\nu X)}{\text{BR}(D^0 \rightarrow l^+\nu X)} \Big|_{\text{PDG2020}} \simeq 1 \quad (63)$$

HQE is successful already semi-quantitatively for charm mesons due to its impact of $\mathcal{O}(1/m_c^3)$, Actually it is amazing with $\mu \sim 1$ GeV & $m_c \sim 1.3$ GeV¹². As discussed in Ref.[1] with details, it is *not* a miracle.

¹²Uraltsev had pointed out that we have stronger control over semi-leptonic than for non-leptonic ones.

More recent analysis has given [32]:

$$\tau(D^+)/\tau(D^0)|_{\text{HQE2013}} \simeq 2.2 \pm 0.4, \quad \tau(D_s^+)/\tau(D^0)|_{\text{HQE2013}} \simeq 1.19 \pm 0.12. \quad (64)$$

We are not convinced (yet) that the uncertainties are so small; one point is we have little control over $\mathcal{O}(1/m_c^4)$ contributions.

5.2 Lifetimes of Λ_c^+ , Ξ_c^+ , Ξ_c^0 & Ω_c^0

There are four charm baryons that decay only weakly with a single charm quark: two carry isospin zero (Λ_c^+ & Ω_c^0), while the other two are isospin 1/2 (Ξ_c^+ & Ξ_c^0). First one looks at the PDG data from 2002, when our "Cicerone" was produced, or PDG2018. The values of lifetimes of Λ_c^+ & Ξ_c^+ have not changed from 2002 to 2018, while the ones for Ξ_c^0 & Ω_c^0 consistent with them.

On fairly general grounds a hierarchy had been predicted [33, 34]¹³:

$$\tau(\Omega_c^0) < \tau(\Xi_c^0) < \tau(\Lambda_c^+) < \tau(\Xi_c^+). \quad (65)$$

These analyses invoked the assumption that a valence quark description provides a good approximation of these rates. If these hadrons contained large 'sea' components, they would all share the same basic reactions, albeit in somewhat different mixtures. We will come back to that below to deal with the 2019 situations with somewhat surprising results.

It had been suggested to describe qualitatively the patterns in the measured lifetimes of charm and strange baryons, see PDG2018¹⁴:

$$\tau(\Omega_c^0) < \tau(\Xi_c^0) < \tau(\Lambda_c^+) < \tau(\Xi_c^+) \quad (66)$$

$$\tau(\Omega_c^-) < \tau(\Xi_c^-) < \tau(\Lambda_c^0) < \tau(\Xi_c^0). \quad (67)$$

$\Delta(\text{charge}) = -1$ is a filter for the connection for these baryons or the quarks $c \leftrightarrow s$. These patterns had been seen as 'natural' for a long time (for theorists). One can describe the situation including spectroscopy: (a) It connects two pairs of isospin singlets, namely $\Omega_c^0 = [css]$ with $\Omega^- = [sss]$ and $\Lambda_c^+ = [cud]$ with $\Lambda^0 = [sud]$. (b) It connects isospin doublets $\Xi_c^0 = [csd]$ with $\Xi^- = [ssd]$ and $\Xi_c^+ = [csu]$ with $\Xi^0 = [ssu]$; i.e., it changes due to re-scattering of $d \rightarrow u$ ¹⁵.

Through the year of 2018 it had been viewed as a 'stable' situation¹⁶. One could see an analogy with strange baryons, although on very different scales. However, one author did not agree with such a statement [35]:

$$230 \cdot 10^{-15} \text{ s} < \tau(\Omega_c^0) < 330 \cdot 10^{-15} \text{ s}; \quad (68)$$

¹³To be honest: our 2003 "Cicerone" had followed the previous literature.

¹⁴These baryons carry spin 1/2 with one exception: Ω^- carries spin 3/2; it was one of several reasons, why one needs "color" quantum number.

¹⁵For this argument it does not matter, if s quarks are "current" or 'constituent' ones.

¹⁶It included us.

it had shown good ‘judgment’.

The landscape has sizably changed in 2019 – $\tau(\Omega_c^0)$ – and 2020 – $\tau(\Xi_c^0)$:

$$\begin{aligned}\tau(\Lambda_c^+)|_{\text{PDG2020}} &= (202.4 \pm 3.1) \cdot 10^{-15} \text{ s} \quad , \quad \tau(\Omega_c^0)|_{\text{PDG2020}} = (268 \pm 26) \cdot 10^{-15} \text{ s} \\ \tau(\Xi_c^0)|_{\text{PDG2020}} &= (153 \pm 6) \cdot 10^{-15} \text{ s} \quad , \quad \tau(\Xi_c^+)|_{\text{PDG2020}} = (456 \pm 5) \cdot 10^{-15} \text{ s} .\end{aligned}$$

First one looks at the 2019/20 pattern;

$$\tau(\Xi_c^0) < \tau(\Lambda_c^+) < \tau(\Omega_c^0) < \tau(\Xi_c^+) . \quad (69)$$

Now we have learnt that even the pattern of measured lifetimes of charm baryons is different from strange baryons; this ‘challenge’ has disappeared.

One can compare the ratios of the lifetimes of charm baryons from PDG2019/20, see Eq.(34), Eq.(35) & Eq.(36), with expectations based on HQE; the landscape is even more complex for charm baryons.

$$\tau(\Xi_c^0)/\tau(\Lambda_c^+)|_{\text{PDG2020}} \sim 0.76 \quad , \quad \tau(\Xi_c^0)/\tau(\Lambda_c^+)|_{\text{HQE}} \sim 0.5 \quad (70)$$

$$\tau(\Xi_c^+)/\tau(\Lambda_c^+)|_{\text{PDG2020}} \sim 2.25 \quad , \quad \tau(\Xi_c^+)/\tau(\Lambda_c^+)|_{\text{HQE}} \sim 2.2 \quad (71)$$

$$\tau(\Xi_c^+)/\tau(\Xi_c^0)|_{\text{PDG2020}} \sim 3 \quad , \quad \tau(\Xi_c^+)/\tau(\Xi_c^0)|_{\text{HQE}} \sim 2.8 . \quad (72)$$

HQE gives qualified predictions, when one is ‘realistic’. Up to 2018 one can see there is an exception: $\tau(\Omega_c^0)/\tau(\Lambda_c^+)|_{\text{PDG2020}} \sim 1.34$ vs. $\tau(\Omega_c^0)/\tau(\Lambda_c^+)|_{\text{‘naive’ HQE}} \sim 0.4$. However, one has to apply ‘sensible’ HQE [35]:

$$\tau(\Omega_c^0)/\tau(\Lambda_c^+)|_{\text{PDG2020}} \sim 1.34 \quad , \quad \tau(\Omega_c^0)/\tau(\Lambda_c^+)|_{\text{‘sensible’ HQE}} \sim 1.4 . \quad (73)$$

HQE basically applies first to D^0 & $D_{(s)}^+$ decays as $\mathcal{O}(1/m_c^3)$ terms with semi-quantitative successes as discussed above. Yet it applies already for charm baryons as $\mathcal{O}(1/m_c^2)$ terms, but still gives large contributions qualitatively as $\mathcal{O}(1/m_c^3)$ ones. There are four baryons with $C = 1$ that decay weakly: $\Lambda_c^+ = [c(ud)_{j=0}]$, $\Omega_c^0 = [c(ss)_{j=1}]$ with $I(J^P) = 0(\frac{1}{2}^+)$ and $\Xi_c^+ = [c(su)_{j=0}]$ & $\Xi_c^0 = [c(sd)_{j=0}]$ with $I(J^P) = \frac{1}{2}(\frac{1}{2}^+)$. The J^P have not been measured for Ξ_c^+ , Ξ_c^0 & Ω_c^0 ; $\frac{1}{2}^+$ is assumed for the quark *model* predict; the small j is the spin of the two *light* quarks $q = u, d, s$. One has to re-think about previous assumptions ¹⁷.

The ‘weak’ side of HQE applying to charm *baryons* is to use quark *models*, *not* QCD. There are more points to compare data with HQE expectations.

- As discussed in details in Ref.[1] – see also in Eq.(4) & Eq.(5) here – one uses $\mu_\pi^2 \equiv \langle H_Q | \bar{Q}(i\vec{D})^2 Q | H_Q \rangle / 2M_{H_Q}$ & $\mu_G^2 \equiv \langle H_Q | \bar{Q} \frac{i}{2} \sigma \cdot G Q | H_Q \rangle / 2M_{H_Q}$ and $\mu_\pi^2(H_Q) \geq \mu_G^2(H_Q)$ are known from QCD in general. Furthermore $\mu_G^2(\Lambda_Q, 1 \text{ GeV}) \simeq 0 \simeq \mu_G^2(\Xi_Q, 1 \text{ GeV})$, while $\mu_G^2(\Omega_Q, 1 \text{ GeV}) \simeq \frac{2}{3}[M^2(\Omega_Q^{(3/2)}) - M^2(\Omega_Q)] \sim 0.2$.
- However, HQE can be applied to charm baryons only qualitatively. Thus contributions both of $\mathcal{O}(1/m_c^2)$ and $\mathcal{O}(1/m_c^3)$ can have large impact, which is not surprising. Furthermore, other resonances could have large impact here, for which we have little understanding.

¹⁷Or to use different words: ‘harbinger’/‘augury’.

- Only about $\tau(\Omega_c^0)$, but not on $\tau(\Lambda_c^+)$, $\tau(\Xi_c^+)$ & $\tau(\Xi_c^0)$, while these four charm baryons carry spin 1/2? Well, the situations are different for Ω_c^0 on one side, while Λ_c^+ and Ξ_c^+ & Ξ_c^0 on the other side, namely: $\Omega_c^0 = [c(ss)_{j=1}]$ vs. $\Lambda_c^+ = [c(ud)_{j=0}]$ & $\Xi_c = [c(sq)_{j=0}]$ with $q = u, d, s$. Again, resonances might have more impact, in particular for Ω_c^0 .
- We have a ‘state-manager’ for this ‘stage, namely to apply ‘duality’ between hadrons and quarks that can be subtle. More comments about charm baryon wave functions had been given in Ref.[34]. This item is not local in general: it means to compare the transitions of hadrons vs. quarks over a energy region $\sim 1 - 1.5$ GeV. The situations are different, when one looks at thresholds and resonances including broad ones.
- Another test of non-local “duality”?

Lattice QCD will test our understanding of fundamental dynamics. However, we need more data about the lifetimes of charm baryons – but also to measure the semi-leptonic widths of Ξ_c^+ / Ξ_c^0 & Ω_c^0 and discuss the results.

5.3 Semi-leptonic widths of Λ_c^+ , Ξ_c^+ , Ξ_c^0 & Ω_c^0

The semi-leptonic width has been measured for Λ_c^+ :

$$\text{BR}(\Lambda_c^+ \rightarrow e^+ \nu X)|_{\text{PDG2020}} = (3.95 \pm 0.35)\% \quad (74)$$

$$\text{BR}(\Lambda_c^+ \rightarrow e^+ \nu X)/\text{BR}(D^0 \rightarrow e^+ \nu X)|_{\text{PDG2020}} \simeq 0.61 \pm 0.05. \quad (75)$$

These values are consistent with HQE expectations. They have not been measured yet for Ξ_c^+ , Ξ_c^0 & Ω_c^0 . It is very important to test our understanding of those. When one looks at the literature, one can see large different values. It had been estimated [36]:

$$\left. \frac{\text{BR}_{\text{SL}}(\Xi_c^0)}{\text{BR}_{\text{SL}}(\Lambda_c^+)} \right|_{\text{HQE}} \sim 1 \quad \leftrightarrow \quad \left. \frac{\tau(\Xi_c^0)}{\tau(\Lambda_c^+)} \right|_{\text{HQE}} \sim 0.5 \quad (76)$$

$$\left. \frac{\text{BR}_{\text{SL}}(\Xi_c^+)}{\text{BR}_{\text{SL}}(\Lambda_c^+)} \right|_{\text{HQE}} \sim 2.5 \quad \leftrightarrow \quad \left. \frac{\tau(\Xi_c^+)}{\tau(\Lambda_c^+)} \right|_{\text{HQE}} \sim 1.7 \quad (77)$$

$$\text{BR}_{\text{SL}}(\Omega_c^0)|_{\text{HQE}} \sim (10 - 15) \% . \quad (78)$$

As said above, one can compare the semi-leptonic widths of $\Omega_c^0 = [c(ss)_{j=1}]$ vs. $\Lambda_c^+ = [c(ud)_{j=0}]$. These values were based on a value of $\tau(\Omega_c^0)$ that is wrong as discussed in **Sect.5.2**. The correct value of $\text{BR}_{\text{SL}}(\Omega_c^0)$ should go *up*¹⁸. On the other hand, when one can follow the arguments in Ref.[35] (like $\Gamma_{\text{SL}}(\Omega_c^0) \sim \Gamma_{\text{SL}}(\Lambda_c^+)$), one gets $\text{BR}_{\text{SL}}(\Omega_c^0)|_{\text{HQE}} \sim 6$ %. It is another test of non-local “duality”.

¹⁸One can find different values of $\text{BR}_{\text{SL}}(\Omega_c^0)$ based on baryon wave function $|\psi^{\Lambda_c^+}(0)|^2$ [37]; it had suggested this value go up to 25 %; it has assumed $\mu_\pi^2 \simeq 0.1$ GeV², while $\mu_G^2(\Omega_c^0) \simeq 0.182(\text{GeV}^2)$. However, we have learnt about QCD: $\mu_\pi^2 \geq \mu_G^2$. There might different ‘roads’ for such values.

The record of applying HQE for weak dynamics including charm baryons is good, when one is realistic:

$$\frac{\tau(\Xi_c^0)}{\tau(\Lambda_c^+)} \Big|_{\text{HQE}} \sim 0.5 \quad \text{vs.} \quad \frac{\tau(\Xi_c^0)}{\tau(\Lambda_c^+)} \Big|_{\text{PDG2020}} \simeq 0.76 \quad (79)$$

$$\frac{\tau(\Xi_c^+)}{\tau(\Lambda_c^+)} \Big|_{\text{HQE}} \sim 1.7 \quad \text{vs.} \quad \frac{\tau(\Xi_c^+)}{\tau(\Lambda_c^+)} \Big|_{\text{PDG2020}} \simeq 2.25 \quad (80)$$

There are two points: (a) Can our community measure those with data from LHCb experiment from run-2 (or run-3) – or has to wait for data from Belle II? (b) On the theoretical side: which branching ratios give us the best understanding about the underlying dynamics? As we had said before: there is no ‘golden medal’; one has to discuss the connections of these semi-leptonic branching ratios with their lifetimes!

Before we have cleared up our understanding of $C = 1$ dynamics, we do not discuss here the situation about $C = 2$ baryons. However, we give a very short comment: the LHCb experiment has established the existence of the baryon $\Lambda_{\text{ccu}}^{++}$ with a weak decay, although it had mostly focused on spectroscopy in $\Delta C = 2$ dynamics.

6 Studies of CP asymmetries in charm transitions

Above we had discussed *inclusive* non-leptonic and semi-leptonic decays of charm hadrons. Again, we assume **CPT** invariance; thus one has to go for **CP** violation after *exclusive* decays, in particular for non-leptonic ones¹⁹. **CP** asymmetry in the decays of charm hadrons has been established for the first time: it is direct **CP** violation in $D^0 \rightarrow K^+K^-/\pi^+\pi^-$ [2]. It is the first step for a long ‘travel’ about **CP** asymmetries in charm transitions. The next steps are to find it in the decays of other charm hadrons, namely D^+ & D_s^+ and Λ_c^+ , Ξ_c^+ , Ξ_c^0 & Ω_c^0 ; these six charm hadrons can produce only direct **CP** violation. One has to remember there are two classes of non-leptonic transitions of charm hadrons to probe **CP** violation, namely in singly Cabibbo suppressed (SCS) transitions (see $D^0 \rightarrow K^+K^-/\pi^+\pi^-$) and doubly Cabibbo suppressed (DCS) ones (like $D^0 \rightarrow K^+\pi^-$). In the latter case the SM can hardly produce there, see above and below. In Ref.[1] from 2003 we had discussed **CP** violation mostly about 2-body FS, but we had comments about 3- & 4-body FS like Dalitz plots and **T**-odd moments. Yet in 2019 the landscape has changed as said above, see Eq.(2): direct **CP** asymmetry has been established in $D^0 \rightarrow K^+K^-/\pi^+\pi^-$ transitions, namely in SCS ones. In Ref.[1] we had focused on indirect **CP** violation. Now one has to change the strategy: direct **CP** asymmetry has been established in one transition, namely $D^0 \rightarrow K^+K^-/\pi^+\pi^-$, see Eqs.(44,45,46). Unlikely to find non-zero value for $A_\Gamma(K^+K^-)$ ‘soon’. Next one can probe **CP** asymmetry in $D_s^+ \rightarrow K_S\pi^+/K^+\pi^0$ and $\Lambda_c^+ \rightarrow p\pi^0/\Lambda^0K^+$. There is a long list of 2-body FS in D decays, where one probe **CP** asymmetries [38]. It is not clear whether the LHCb collaboration can join this competition about 2-body FS.

¹⁹PDG2020 has listed in a favored Cabibbo transition: $A_{\text{CP}}(D^+ \rightarrow K_S\pi^+) = -(0.41 \pm 0.09)\%$, while $A_{\text{CP}}(D^+ \rightarrow K_S\pi^+)_{\text{SM}} = -2\text{Re}\epsilon_K \simeq -0.33\%$ due to *indirect* **CP** in $K^0 - \bar{K}^0$ oscillation. Impact of ND could ‘hide’ there, but we will not bet on that.

However, the FS of charm hadrons are mostly given by 3- & 4-body FS, while 2-body ones are a small part ²⁰. It is crucial to understand the information given by the data, namely to measure **CP** asymmetries in 3- & 4-body FS. To probe many-body FS in charm hadrons it gives experimental challenges in general; it is larger, since one has to deal with other backgrounds. In pp collisions (like the LHCb experiment) one has to worry about production asymmetries, in particular for baryons. On the good side: in 3-body FS one can use well-known tools to deal with that, namely Dalitz plots; they are independent of production asymmetries. Actually, just looking at the data is not enough; one has to apply more refined like dispersion relations: they are above models, but below true QFT; their limits are $\sim 0.5 - 1.5$ GeV. It needs some judgment, which resonances can contribute, including broad ones. The good side: one can apply to charm transitions, which is much better than for beauty transition. The bad side is, when one goes for small values. It is crucial to connect $D \rightarrow h_1 \bar{h}_2 h_3$ with $D \rightarrow h_1 \bar{h}_3 h_3$. For 4-body FS one has to learn about more information with regional ones. These charm mesons have less observables than charm baryons. Often it is seen as a good sign, but not always.

6.1 CP asymmetries in SCS with many-body FS

Their amplitudes are described by effective operators $c \rightarrow u \dots \bar{d} \dots d$ & $c \rightarrow u \dots \bar{s} \dots s$. The team of the LHCb collaboration, who has found direct **CP** asymmetry, will continue to analyze run-2 data, namely to establish *indirect* **CP** violation in $D^0 \rightarrow K^+ K^-$ including *time depending* one, where one gets more information about the underlying dynamics; we will see.

Our community has to continue probing *direct* **CP** asymmetries in 3- & 4-body FS in the weak decays of charm mesons – $D_{(s)}^+$ & D^0 – and charm baryons – Λ_c^+ , Ξ_c^+ , Ξ_c^0 & Ω_c^0 . For practical reasons we focus on 3-body FS in the decays of $D_{(s)}^+$ & Λ_c^+ and 4-body FS of D^0 decays.

6.1.1 Dalitz plots for $D_{(s)}^+$

We list the decays that have been measured so far, see PDG2020:

- $\text{BR}(D^+ \rightarrow \pi^+ \pi^- \pi^+) = (3.27 \pm 0.18) \cdot 10^{-3}$ with $A_{\text{CP}} = (-2 \pm 4) \cdot 10^{-2}$;
 $\text{BR}(D^+ \rightarrow \pi^+ K^- K^+) = (9.68 \pm 0.18) \cdot 10^{-3}$ with $A_{\text{CP}} = (+0.37 \pm 0.29) \cdot 10^{-2}$.
- $\text{BR}(D_s^+ \rightarrow K^+ \pi^- \pi^+) = (6.5 \pm 0.4) \cdot 10^{-3}$ with $A_{\text{CP}} = (+4 \pm 5) \cdot 10^{-2}$;
 $\text{BR}(D_s^+ \rightarrow K^+ K^- K^+) = (0.218 \pm 0.020) \cdot 10^{-3}$, while no limit for A_{CP} is given.

Above we have talked about re-scattering in general in **Sect.4.2**, see Eq.(58) there. Now we talk about the connections of Dalitz plots due to re-scattering, see just above.

²⁰For favored Cabibbo, SCS & DCS branching ratios the data give for 2-body FS with few 10^{-2} , 10^{-3} & $\sim 10^{-4}$, while with 3- & 4-body ones as ~ 0.25 , ~ 0.01 & several $\times 10^{-4}$. As said above, one has more candidates for many-body FS.

Dalitz plots could exhibit sizable asymmetries in different regions of varying signs that can largely cancel each other when one integrates over the whole phase space²¹. One expects *averaged* **CP** asymmetries from the SM of $\mathcal{O}(10^{-3})$, while one can find *regional* ones of $\mathcal{O}(10^{-2})$ (or more).

These transitions are analyzed by the LHCb collaboration from run-2 (and later will be from run-3) with smaller uncertainties. Fitting the data does not get the best information about the underlying dynamics; often one gets better ones based on *correlations* with other transitions: (a) Re-scattering $\pi\pi \leftrightarrow \bar{K}K$ both to D^+ & D_s^+ due to non-perturbative QCD and (b) connection between D^+ & D_s^+ .

That can be probed using dispersion relations and chiral symmetry based on low energy data. Of course, data are the referees in the end; however, it needs some judgment which tools give us the best information with finite data. Simulations of these transitions had been discussed with details about impact of resonances ρ , K^* & ϕ , but also broad ones like $f_0(500)/\sigma$, $K_0^*(700)/\kappa$ etc. [39].

Real data will give more information about the underlying dynamics. Our community is waiting for LHCb results from run-2. Likewise for $D_s^+ \rightarrow K^+K^-K^+/K^+\pi^-\pi^+$ and their connections from $D^+ \rightarrow \pi^+\pi^-\pi^+/\pi^+K^-K^+$, see Eq.(58).

Of course, there are challenges both on the experimental and theoretical sides. In the latter case one has to think about the impact of non-perturbative QCD on our understanding about the measured **CP** asymmetries and to compare the results in the decays of charm mesons vs. charm baryons.

6.1.2 Dalitz plots for Λ_c^+

Again, we compare the SCS transitions with favored one in 3-body FS: $\text{BR}(\Lambda_c^+ \rightarrow p\pi^+\pi^-) \simeq 4.6 \cdot 10^{-3}$ and $\text{BR}(\Lambda_c^+ \rightarrow pK^+K^-) \simeq 1.1 \pm 0.1 \cdot 10^{-3}$ vs. $\text{BR}(\Lambda_c^+ \rightarrow pK^-\pi^+) \simeq 6.3 \cdot 10^{-2}$ ²². From PDG2019 one gets averaged direct **CP** asymmetry: $\Delta A_{\text{CP}} \equiv A_{\text{CP}}(\Lambda_c^+ \rightarrow pK^+K^-) - A_{\text{CP}}(\Lambda_c^+ \rightarrow p\pi^+\pi^-) = (0.3 \pm 1.1) \cdot 10^{-2}$. It is unlikely that even ND could produce such values. On the other hand, the SM could produce *regional* **CP** asymmetries of $\mathcal{O}(10^{-2})$, namely the impact of non-perturbative QCD due to resonances (including broad ones) like for D^+ ones: in one region one might find a **CP** asymmetry with $\mathcal{O}(10^{-2})$, while in another region of $\mathcal{O}(10^{-2})$ with the opposite sign; to sum them one gets a **CP** asymmetry of $\mathcal{O}(10^{-3})$. One can probe them, if one has enough data to establish **CP** asymmetry. It is another challenge if it shows the impact of ND.

6.1.3 T-odd correlations in $D^0 \rightarrow K^+K^-\pi^+\pi^-$ (& $D^0 \rightarrow \pi^+\pi^-\pi^+\pi^-$)

The next step is to discuss 4-body FS about averaged and regional **CP** asymmetries. The landscapes of these FS are more complex due to the impact of non-perturbative QCD than with sums of exclusive FS. We give two examples with their branching ratios from PDG2020: $\text{BR}(D^0 \rightarrow K^+K^-\pi^+\pi^-) \simeq 2.5 \cdot 10^{-3}$ (& $\text{BR}(D^0 \rightarrow \pi^+\pi^-\pi^+\pi^-) \simeq 7.6 \cdot 10^{-3}$).

²¹We have an example from $B^\pm \rightarrow \pi^\pm\pi^+\pi^-$ & $B^\pm \rightarrow \pi^\pm K^+K^-$ or $B^\pm \rightarrow K^\pm\pi^+\pi^-$ & $B^\pm \rightarrow K^\pm K^+K^-$ of LHCb data from run-1, although at larger ratios.

²²It shows the impact of non-perturbative QCD due to differences from naive expectations of $\lambda^2 \sim 0.05$.

Assuming **CPT** invariance **T** and **CP** asymmetries are the same meaning about underlying dynamics. In the rest frames of D^0 & \bar{D}^0 one can define $C_T \equiv \vec{p}_{K^+} \cdot (\vec{p}_{\pi^+} \times \vec{p}_{\pi^-})$ & $\bar{C}_T \equiv \vec{p}_{K^-} \cdot (\vec{p}_{\pi^-} \times \vec{p}_{\pi^+})$. Under time reversal one gets both $C_T \rightarrow -C_T$ and $\bar{C}_T \rightarrow -\bar{C}_T$; however, $C_T \neq 0$ does not necessarily establish **T** violation; actually one get mostly non-zero values due to strong dynamics. **CP** invariance tells us: $C_T = \bar{C}_T$; thus

$$A_{\mathbf{T}} = \frac{1}{2}(C_T - \bar{C}_T) \neq 0. \quad (81)$$

The first step is to probe T -odd *momenta* for $D^0 \rightarrow K^+ K^- \pi^+ \pi^-$:

$$\begin{aligned} \langle C_T \rangle &= \frac{\Gamma_{D^0}(C_T > 0) - \Gamma_{D^0}(C_T < 0)}{\Gamma_{D^0}(C_T > 0) + \Gamma_{D^0}(C_T < 0)} \quad , \quad \langle \bar{C}_T \rangle = \frac{\Gamma_{\bar{D}^0}(\bar{C}_T < 0) - \Gamma_{\bar{D}^0}(\bar{C}_T > 0)}{\Gamma_{\bar{D}^0}(\bar{C}_T < 0) + \Gamma_{\bar{D}^0}(\bar{C}_T > 0)} \\ \langle A_{\mathbf{T}} \rangle &= \frac{1}{2}(\langle C_T \rangle - \langle \bar{C}_T \rangle) \end{aligned} \quad (82)$$

In 2002 it was pointed out: $\langle A_{\mathbf{T}}(D^0 \rightarrow K^+ K^- \pi^+ \pi^-) \rangle = (75 \pm 64) \cdot 10^{-3}$ [1]; now PDG2020 gives: $\langle A_{\mathbf{T}}(D^0 \rightarrow K^+ K^- \pi^+ \pi^-) \rangle = + (2.9 \pm 2.2) \cdot 10^{-3}$. In the SM one expects a value for $A_{\mathbf{T}}$ of $\mathcal{O}(10^{-3})$ for this SCS transition.

1. With more data the LHCb and Belle II collaborations have to probe semi-regional **CP** asymmetries to go beyond as discussed in Ref.[1]; a simple example:

$$\frac{d\Gamma}{d\phi}(D^0 \rightarrow K^+ K^- \pi^+ \pi^-) = \Gamma_1 \cos^2 \phi + \Gamma_2 \sin^2 \phi + \Gamma_3 \cos \phi \sin \phi \quad (83)$$

$$\frac{d\Gamma}{d\phi}(\bar{D}^0 \rightarrow K^+ K^- \pi^+ \pi^-) = \bar{\Gamma}_1 \cos^2 \phi + \bar{\Gamma}_2 \sin^2 \phi + \bar{\Gamma}_3 \cos \phi \sin \phi, \quad (84)$$

where ϕ is the angle between the $K^+ K^-$ and $\pi^+ \pi^-$ planes. One gets six observables: **CP** & **T** invariance leads to $\Gamma_1 = \bar{\Gamma}_1$, $\Gamma_2 = \bar{\Gamma}_2$ and $\Gamma_3 = -\bar{\Gamma}_3$. It is quite possible (or even likely) that a difference in Γ_3 vs. $\bar{\Gamma}_3$ is significantly larger than in Γ_1 vs. $\bar{\Gamma}_1$ and/or Γ_2 vs. $\bar{\Gamma}_2$. Furthermore one can expect that a differences in detection efficiencies can be handled by comparing Γ_3 with $\Gamma_{1,2}$ and $\bar{\Gamma}_3$ with $\bar{\Gamma}_{1,2}$. Γ_3 & $\bar{\Gamma}_3$ constitute T -odd correlations. The moments of integrated forward-backward asymmetry lead to:

$$\langle A_{FB} \rangle_0^\pi \simeq \frac{\Gamma_3 + \bar{\Gamma}_3}{\pi(\Gamma_1 + \Gamma_2 + \bar{\Gamma}_1 + \bar{\Gamma}_2)}. \quad (85)$$

PDG2019 has shown the analyses of $A_{\mathbf{T}}(D^0 \rightarrow [K^+ K^-][\pi^+ \pi^-])$ with the present data. As we had said before in Ref.[1] we agree. However, the present data can give us more information about the underlying dynamics. There are two other different ways to define of two planes and the angle ϕ between them:

2. Or the angle ϕ is between the two planes $K^+ \pi^-$ & $K^- \pi^+$. There are several resonances that have impact; some are somewhat narrow (like K^*), while they are broad (like $K_0^*(700)/\kappa$).

3. Or the angle ϕ is between the two planes $K^+\pi^+$ & $K^-\pi^-$. The phase shifts have not should resonant behavior so far.

Of course, it needs much more analyses to get this information to deal with experimental uncertainties. It is not trivial, but very important to understand the underlying dynamics.

With much more data and more refined analyses one can to go *beyond* $\langle A_T \rangle$ and $\langle A_{FB} \rangle$. Two examples:

- In general one can also compare Γ_1 vs. $\bar{\Gamma}_1$ and Γ_2 vs. $\bar{\Gamma}_2$.
- The second example is much complex, when one probes **CP** asymmetries in $D^0 \rightarrow \pi^+\pi^-\pi^+\pi^-$. How can somebody differentiate between the two π^+ and π^- ? In the neutral D rest frame one can call one is fast, while the other is slow. However, it does not mean the quantitative patterns in π_{fast}^+ & π_{slow}^+ vs. π_{fast}^- & π_{slow}^- are the same. The best fitted results often do not give the best understanding of the underlying dynamics – it needs ‘judgement’ based in connection with other transitions.

One can see a more subtle example in Appendix in **Sect.A**.

6.2 CP asymmetries in DCS

Their amplitudes are described by an effective operator $c \rightarrow u\dots\bar{s}\dots d$. The SM gives basically zero-values of **CP** asymmetries for DCS as discussed above. On the good side: they are ‘hunting’ regions for ND. However, there are also bad sides: (a) ‘We’ have to wait for future data from the LHCb experiment of runs-3/4 or data from Belle II. (b) The rates of DCS are very small; there is a true challenge to deal with the backgrounds in the data. Again, 3- & 4-body FS are larger than 2-body ones, see below. Furthermore, the branching ratios of DCS decays of D^0 , $D_{(s)}^+$ and Λ_c^+ are much smaller than naive scale $\lambda^2 = (0.223)^2 \simeq 0.05$; it shows the impact of non-perturbative QCD.

6.2.1 Charm mesons

The landscape of 2-body FS for clear DCS transitions are thin: $D^0 \rightarrow K^+\pi^-$ and $D^+ \rightarrow K^+\pi^0/\eta/\eta'$, while nothing for D_s^+ . One can compare them with CF ones:

$$\text{BR}(D^0 \rightarrow K^+\pi^-) \sim 1.4 \cdot 10^{-4} \quad \text{vs.} \quad \text{BR}(D^0 \rightarrow K^-\pi^+) \sim 4 \cdot 10^{-2} \quad (86)$$

$$\text{BR}(D^+ \rightarrow K^+\pi^0/\eta/\eta') \sim 5 \cdot 10^{-4} \quad \text{vs.} \quad \text{BR}(D^+ \rightarrow K_S\pi^+) \sim 1.6 \cdot 10^{-2}. \quad (87)$$

DCS branching ratios are sizably smaller than favored Cabibbo ones based on naive scale $\lambda^2 = (0.223)^2 \simeq 0.05$.

DCS transitions are affected by oscillations as said before:

$$\begin{aligned} \Gamma(D^0(t) \rightarrow K^+\pi^-) \propto & |A(D^0 \rightarrow K^+\pi^-)|^2 \left[1 + \left(\frac{t}{\tau_D} \right)^2 \left(\frac{x_D^2 + y_D^2}{4} \left| \frac{q}{p} \bar{\rho}(K^+\pi^-) \right|^2 \right) - \right. \\ & \left. - \left(\frac{t}{\tau_D} \right) \left[y_D \text{Re} \left(\frac{q}{p} \bar{\rho}(K^+\pi^-) \right) + x_D \text{Im} \left(\frac{q}{p} \bar{\rho}(K^+\pi^-) \right) \right] \right] \quad (88) \end{aligned}$$

$$\Gamma(\bar{D}^0(t) \rightarrow K^- \pi^+) \propto |A(\bar{D}^0 \rightarrow K^- \pi^+)|^2 \left[1 + \left(\frac{t}{\tau_D} \right)^2 \left(\frac{x_D^2 + y_D^2}{4} \left| \frac{p}{q} \rho(K^- \pi^+) \right|^2 \right) - \right. \quad (89)$$

$$\left. - \left(\frac{t}{\tau_D} \right) \left[y_D \operatorname{Re} \left(\frac{p}{q} \rho(K^- \pi^+) \right) + x_D \operatorname{Im} \left(\frac{p}{q} \rho(K^- \pi^+) \right) \right] \right] \quad (90)$$

We know that that $D^0 - \bar{D}^0$ oscillations are slow – $x_D, y_D \ll 1$;

$$A_{\mathbf{CP}}(D^0(t) \rightarrow K^+ \pi^-) \simeq A_{\mathbf{CP}}(D^0 \rightarrow K^+ \pi^-) - \frac{t}{\tau(D^0)} |\bar{\rho}(K^+ \pi^-)| \sin \phi_{K\pi} ; , \quad (91)$$

where we use the following notation:

$$\frac{q_D}{p_D} \bar{\rho}(K^+ \pi^-) \equiv -|\bar{\rho}(K^+ \pi^-)| e^{-i(\delta - \phi_{K\pi})} \quad (92)$$

$$\frac{p_D}{q_D} \rho(K^- \pi^+) \equiv -|\rho(K^- \pi^+)| e^{-i(\delta + \phi_{K\pi})} , \quad (93)$$

with δ and $\phi_{K\pi}$ the strong and weak phases, respectively. As said above, in DCS the SM gives basically zero value, while ND could produce non-zero values. Obviously time-dependent analyses are subtle, but very important. Present data about \mathbf{CP} asymmetry has led to in time-independent analysis:

$$A_{\mathbf{CP}}(D^0 \rightarrow K^+ \pi^-) = (-0.9 \pm 1.4) \% ; \quad (94)$$

i.e., it is not close to values, what one can hope.

However, we make a general point as said before and above: our community has to probe \mathbf{CP} violation in many-body FS – in particular in 3- & 4-body FS – both on global and regional ones. Look at the present data of branching ratios by comparing DCS vs. favored ones:

- $\operatorname{BR}(D^0 \rightarrow K^+ \pi^- \pi^0) \sim 3.1 \cdot 10^{-4}$ vs. $\operatorname{BR}(D^0 \rightarrow K^- \pi^+ \pi^0) \sim 14.4 \cdot 10^{-2}$
 $\operatorname{BR}(D^0 \rightarrow K^+ \pi^+ \pi^- \pi^-) \sim 2.5 \cdot 10^{-4}$ vs. $\operatorname{BR}(D^0 \rightarrow K^- \pi^+ \pi^+ \pi^-) \sim 8.2 \cdot 10^{-2}$
- $\operatorname{BR}(D^+ \rightarrow K^+ \pi^+ \pi^-) \sim 4.9 \cdot 10^{-4}$ vs. $\operatorname{BR}(D^+ \rightarrow K^- \pi^+ \pi^+) \simeq 9.4 \cdot 10^{-2}$
- $\operatorname{BR}(D_s^+ \rightarrow K^+ K^+ \pi^-) \sim 2.1 \cdot 10^{-4}$ vs. $\operatorname{BR}(D_s^+ \rightarrow K^+ K^- \pi^+) \sim 5.4 \cdot 10^{-2}$

PDG2020 has not given even limits for $\operatorname{BR}(D^0 \rightarrow K^+ K^- K_S)$ or $\operatorname{BR}(D^0 \rightarrow K^+ K^+ K^- \pi^-)$.

6.2.2 Charm baryons

So far, the present data of DCS decays calibrated by favored one are very thin, namely only one:

$$\operatorname{BR}(\Lambda_c^+ \rightarrow p K^+ \pi^-) \sim 1.11 \cdot 10^{-4} \text{ vs. } \operatorname{BR}(\Lambda_c^+ \rightarrow p K^- \pi^+) \sim 6.3 \cdot 10^{-2} \quad (95)$$

If one has establish \mathbf{CP} asymmetry in $\Lambda_c^+ \rightarrow p K^+ \pi^-$, one has found the existence of ND in charm decays.

Therefore we will not discuss the decays of Ξ_c^+ , Ξ_c^0 or even Ω_c^0 here. However for the future with the run-3 (& run-4), it would give us now very important lessons about underlying dynamics.

7 Summary

The end of run-2 of the LHCb experiment had happened now; run-3 will start in 2021 for around three years and the next era will hopefully start at 2025. ‘Soon’ the Belle II collaboration will enter to get new information about heavy flavor dynamics.

In 2020 we have gotten new information about two classes of charm transitions:

- The lifetimes and semi-leptonic branching ratios of charm hadrons show the impact of non-perturbative forces. They are connected, but they are not straightway. Measured semi-leptonic branching ratios give us tests of the ability of an experimental collaboration to produce data, but also to understand the underlying dynamics. It is crucial to analyze different transitions; i.e., one should not focus on a ‘golden’ test. One has to think more about applying OPE and HQE to QCD.
- **CP** asymmetries in charm transitions depend on the connections of QCD and weak dynamics – including possible indirect impact of ND. It is a great achievement of the LHCb collaboration, but we are just at the beginning of a long travel.

Obviously the ‘actors’ in this ‘dramas’ are not the same; however, they are connected in subtle ways.

7.1 Inclusive transitions of charm hadrons

HQE based on OPE has been very successful in describing *quantitatively* the weak lifetimes and semi-leptonic transitions of beauty hadrons, see Eq.(3).

7.1.1 Understanding dynamics of lifetimes for charm hadrons

It is amazing how HQE can be applied to the charm mesons $D_{(s)}^+$ & D^0 already semi-quantitatively with a factor even 2.5. Can one apply it to charm baryons at least qualitatively? Through 2018 data were seen as ‘natural’ also for charm baryons, in particular for Ω_c^0 as discussed above. However, the ‘landscape’ of charm baryons has sizably been changed in 2019/20 with $\tau(\Omega_c^0)$ and $\tau(\Xi_c^0)$ (& more).

$$\tau(\Xi_c^+)/\tau(\Xi_c^0)|_{\text{PDG2020}} \sim 2.98 \quad , \quad \tau(\Xi_c^+)/\tau(\Xi_c^0)|_{\text{LHCb,run-1}} \simeq 2.96 \quad (96)$$

$$\tau(\Xi_c^+)/\tau(\Xi_c^0)|_{\text{HQE}} \sim 2.8 \quad (97)$$

$$\tau(\Xi_c^0)/\tau(\Lambda_c^+)|_{\text{PDG2020}} \simeq 0.76 \quad , \quad \tau(\Xi_c^0)/\tau(\Lambda_c^+)|_{\text{LHCb,run-1}} \simeq 0.76 \quad (98)$$

$$\tau(\Xi_c^0)/\tau(\Lambda_c^+)|_{\text{HQE}} \sim 0.5 \quad (99)$$

$$\tau(\Xi_c^+)/\tau(\Lambda_c^+)|_{\text{PDG2020}} \simeq 2.25 \quad , \quad \tau(\Xi_c^+)/\tau(\Lambda_c^+)|_{\text{LHCb,run-1}} \simeq 2.24 \quad (100)$$

$$\tau(\Xi_c^+)/\tau(\Lambda_c^+)|_{\text{HQE}} \sim 2.2 \quad (101)$$

There is some disagreement between Eq.(98) vs. Eq.(99). It could be solved by LHCb data from run-2 like $\tau(\Xi_c^0)/\tau(\Lambda_c^+)|_{\text{LHCb,run-2}} \simeq 0.66$. There are two classes of **WS** diagrams for Ξ_c^0 : (a) Cabibbo favored one $[c\bar{d}s] \rightarrow (s\dots u\dots s)$, while (b) SCS ones $[c\bar{s}d] \rightarrow (s\dots u\dots d)$ &

$[c\bar{d}s] \rightarrow (d\ldots u\ldots s)$. When one is ‘realistic’, HQE can cover that situation. Above we have pointed out the obvious weak part of applying HQE for charm transitions, in particular for charm baryons: so far quark models are used, not QCD. There are two less obvious weak parts including ”duality” as we had discussed above.

7.1.2 Semi-leptonic decays of charm hadrons

As we have said above the measured semi-leptonic branching ratios of $D_{(s)}^+$ & D^0 are well described by HQE in a semi-quantitative way. PDG2020 lists only measured $\text{BR}(\Lambda_c^+ \rightarrow e^+ \nu X) = (3.95 \pm 0.35)\%$, while not for Ξ_c^+ , Ξ_c^0 & Ω_c^0 ones. When semi-leptonic branching ratios are measured for Ξ_c^0 & Ξ_c^+ – even better including for Ω_c^0 – one can discuss the connections between the lifetimes and semi-leptonic branching ratios: they would lead to semi-quantitative predictions. It will improve with more data, analyses & thinking: it will get better understanding of non-perturbative QCD including the item of ”duality”.

7.2 Beginning of probing CP asymmetries in charm hadrons

Direct **CP** asymmetry $\Delta A_{\text{CP}}(D^0 \rightarrow K^+ K^- / \pi^+ \pi^-)$ has been established, which shows real progress about weak decays of charm hadrons. We had said above several times: our community is still in the beginning of a long travel about **CP** asymmetries. It is an excellent achievement by the LHCb collaboration, and it opened a novel door – but it is the beginning! The next step is to go after indirect **CP** violation in $D^0 \rightarrow K^+ K^-$, basically due to experimental reasons. Of course, the LHCb experiment also goes after **CP** asymmetry in $D^0 \rightarrow \pi^+ \pi^-$. Yet one is still close to the beginning of this traveling, where these are only a small parts of D^0 transitions. One has to go after many-body FS, namely 3- & 4-body FS of D^0 , D^+ & D_s^+ and many-body FS for charm baryons, as discussed in **Sect.6.1** & **Sect.6.2.2**.

7.3 Goals for ‘understanding’ charm dynamics

More data, more analyses and more thinking are needed about the connections for several transitions in different directions and different levels. In the second decade of this century we have entered a new era and will continue in the third decade from LHCb and Belle II. It means that the theory community has to use refined tools to understand the information given by the data and to focus on the connections between transitions.

- Lifetimes and semi-leptonic decays of D^+ , D^0 & D_s^+ and Λ_c^+ , Ξ_c^+ , Ξ_c^0 & Ω_c^0 give new lessons about non-perturbative QCD. The predictions are semi-quantitative for the charm mesons and Λ_c^+ , while qualitative at least for Ξ_c^+ & Ξ_c^0 . We pointed out why previous prediction are wrong and to test it.
- It is crucial to probe **CP** asymmetries in 3- & 4-body FS of D^+ , D^0 & D_s^+ and Λ_c^+ , Ξ_c^+ & Ξ_c^0 ; it would be good to continue these studies to Ω_c^0 .

- Our community has to wait for the results of run-3 of LHCb and Belle II to establish **CP** asymmetries in DCS ones.

Non-perturbative QCD has large impact on both items: sometimes it is obvious, while others are subtle. Charm transitions are part of the much larger landscape of the known matter. It will be discussed in a book to be published soon [40].

Acknowledgments: We have appreciated the comments & discussions from our colleague Hai-Yang Cheng: we missed one important paper from him about $\tau(\Omega_c)$; furthermore it helped to make it clearly where we agree or disagree. We have gotten short comments from Michael Morello about continuing project about time-dependent **CP** violation [13].

This work was supported by the Italian Institute for Nuclear Physics (INFN) and the NSF PHY-1820860.

References

- [1] S. Bianco *et al.*: "A Cicerone for the physics of charm", *Riv.Nuovo Cim.***26N7**(2003)1 [arXiv:hep-ex/0309021]; it has not only a long list of references, but they are still very usable now.
- [2] LHCb collaboration: "Observation of **CP** violation in charm decays", *Phys.Rev.Lett.* **122** (2019) 211803 [arXiv: 1903.08726 [hep-ex]].
- [3] I. Bigi, M. Shifman, N. Uraltsev: "Aspects of Heavy-Quark Theory", *Annu.Rev.Nucl.Sci.* **47** (1997) 591-661 [arXiv:hep-ph/9703290].
- [4] I. Bigi, M. Shifman, N.G. Uraltsev, A. Vainshtein: "Sum rules for heavy flavor transitions in the small velocity limit", *Phys.Rev.* **D52** (1995) 196.
- [5] I.I. Bigi: *Front.Phys.* **10** (2015) 101203 [arXiv:1503.07719 [hep-ph]].
- [6] M.B. Voloshin: "Weak decays $\Xi_Q \rightarrow \Lambda_Q \pi$ ", *Phys.Lett.* **B476** (2000) 297.
- [7] I.I. Bigi: "Flavour dynamics and CP violation in the SM: A tale in five parts of great successes, little understanding and promise for the future", *Riv. Nuovo Cim.*, **30** (2007) 1 - 93 [hep-ph/0601167].
- [8] Y. Amhis *et al.* [HFLAV Collaboration], "Averages of b -hadron, c -hadron, and τ -lepton properties as of summer 2016," *Eur.Phys.J.* **C77** (2017) no.12, 895 [arXiv:1612.07233 [hep-ex]].
- [9] H. W. K. Cheung, AIP Conf. Proc. **618** (2002) no.1, 321 [hep-ex/0111050].
- [10] LHCb collaboration, "Measurement of the Ω_c^0 Baryon Lifetimes", *Phys.Rev.Lett.* **121** (2018) 092003 [arXiv:1807.02024 [hep-ex]].

- [11] LHCb collaboration, "Precision measurement of the Λ_c^+ , Ξ_c^+ and Ξ_c^0 baryon lifetimes" [arXiv:1906.08350 [hep-ex]]
- [12] É. Polycarpo and A. C. dos Reis, "Review of recent results on charm mixing and CP violation", *Int.J.Mod.Phys. A* **29** (2014) no.24, 1430051.
- [13] LHCb Collaboration, "Search for time-dependent **CP** violation in $D^0 \rightarrow K^+K^-$ and $D^0 \rightarrow \pi^+\pi^-$ decays"; LHCb-CONF-2019-001, CERN-LHCb-CONF-2019-001.
- [14] LHCb collaboration, "Updated measurement of decay-time-dependent **CP** asymmetries in $D^0 \rightarrow K^+K^-$ and $D^0 \rightarrow \pi^+\pi^-$ decays"; *Phys.Rev.* **D101** (2020) 012005 [arXiv:1911.01114 [hep-ex]].
- [15] E791 Collaboration, E.M. Aitala et al., *Phys.Lett.* **B403** (1997) 377.
- [16] E791 Collaboration, E.M. Aitala et al., *Phys.Lett.* **B421** (1998) 405
- [17] J. M. Link *et al.* [FOCUS Collaboration], *Phys. Lett. B* **491** (2000) 232 Erratum: [*Phys. Lett. B* **495** (2000) 443] [hep-ex/0005037].
- [18] M. Staric *et al.* [Belle Collaboration], *Phys. Lett. B* **670** (2008) 190 [arXiv:0807.0148 [hep-ex]].
- [19] B. Aubert *et al.* [BaBar Collaboration], *Phys. Rev. D* **78** (2008) 051102 [arXiv:0802.4035 [hep-ex]].
- [20] R. Aaij *et al.* [LHCb Collaboration], *Phys. Rev. Lett.* **108** (2012) 111602.
- [21] T. Aaltonen *et al.* [CDF Collaboration], *Phys. Rev. D* **85** (2012) 012009 [arXiv:1111.5023 [hep-ex]].
- [22] T. Aaltonen *et al.* [CDF Collaboration], *Phys. Rev. Lett.* **109** (2012) 111801 [arXiv:1207.2158 [hep-ex]].
- [23] B. R. Ko [Belle Collaboration], *PoS ICHEP* **2012** (2013) 353 [arXiv:1212.1975 [hep-ex]].
- [24] R. Aaij *et al.* [LHCb Collaboration], *Phys. Lett. B* **723** (2013) 33 [arXiv:1303.2614 [hep-ex]].
- [25] R. Aaij *et al.* [LHCb Collaboration], *Phys. Rev. Lett.* **112** (2014) no.4, 041801 [arXiv:1310.7201 [hep-ex]].
- [26] R. Aaij *et al.* [LHCb Collaboration], *JHEP* **1407** (2014) 041 [arXiv:1405.2797 [hep-ex]].
- [27] L. Wolfenstein: *Phys.Rev.Lett.* **51** (1983) 1945.
- [28] Y.H. Ahn, H-Y. Cheng, S. Oh: *Phys.Lett.* **B703** (2011) 571 [arXiv: 1106.0935].

- [29] R.H. Dalitz: "On the analysis of tau-meson data and the nature of the tau-meson", *Phil.Mag.Ser.7* **44** (1953) 1068; "Decay of tau-mesons of known charge", *Phys.Rev.* **94** (1954) 1046; now it means K mesons.
- [30] R. Aaij *et al.*, LHCb collaboration: Nature Physics, **13** (2017) 391 [arXiv: 1609.05216 [hep-ex]]; short comment: we disagree that Feynman diagrams in their Figure 1 show dominant ones.
- [31] R. Aaij *et al.*, LHCb collaboration: "Search for **CP** violation and observation of **P** violation in $\Lambda_b^0 \rightarrow p\pi^-\pi^+\pi^-$ decays" [arXiv:1912.10741 [hep-ex]].
- [32] In the book "QCD and Heavy Quarks, In Memoriam Nikolai Uraltsev", World Scientific Publishing Co., see the article of A. Lenz, "Lifetimes and Heavy Quark Expansion" (2015) 63 [arXiv:1405.3601[hep-ph]].
- [33] M.B. Voloshin, M.A. Shifman, "Lifetime hierarchy of charm and beauty hadrons", *Sov.Phys.JETP* **64** (1986) 698; B. Guberina, R. Rückl, J. Trampetic, *Z.Phys.* **C33** (1986) 297.
- [34] G. Bellini, I.I. Bigi, P.J. Dornan: "Lifetimes of charm and beauty hadrons", *Physics Reports* **289** (1997) 1 - 155.
- [35] Hai-Yang Cheng: "Phenomenological Study of Heavy Hadron Lifetimes", *JHEP* **1811** (2018) 014 [arXiv:1807.00916 [hep-ph]].
- [36] M. Voloshin, *Phys.Lett.* **B385** (1996) 369 [arXiv:hep-ph/9604335].
- [37] B. Guberina, B. Melic: *Eur.Phys.J.* **C2** (1998) 697 [arXiv:hep-ph/9704445].
- [38] Hai-Yang Cheng, Cheng-Wei Chiang: "Revisiting CP violation in $D \rightarrow PP$ and VP decays", *Phys.Rev.* **D100** (2019) 093002 [arXiv:1909.03063 [hep-ph]].
- [39] I. Bediaga *et al.*, *Phys.Rev.* **D89** (2014) 074024 [arXiv:1401.3310 [hep-ph]].
- [40] I.I. Bigi, G. Ricciardi, M. Pallavicini: "New Era for **CP** Asymmetries (Axions and Rare Decays of Hadrons and Leptons)", a book dedicated to L. Okun; it will be published by 'World Scientific' in the Spring of 2021.
- [41] L.M. Sehgal, M. Wanninger: *Phys.Rev.* **D46** (1992) 1035; *Phys.Rev.* **D46** (1992) 5209 (E).

A Prediction of *large* **CP** asymmetry in $K_L \rightarrow \pi^+\pi^-\pi^+\pi^-$

Seghal had pointed out that the very rare $K_L \rightarrow \pi^+\pi^-\pi^+\pi^-$ (with a branching ratio with $\simeq 3 \cdot 10^{-7}$) should show large **CP** asymmetry, namely a value of ~ 0.14 based on $\epsilon_K \simeq 0.002$ in the SM [41]. Indeed PDG2019 gives: $A_{\text{CP}}(K_L \rightarrow \pi^+\pi^-\pi^+\pi^-) = 0.137 \pm 0.015$.

We are *not* talking about history; one can analyze it in different situations including non-leptonic decays. Unit vectors aid in discussing this scenario in details, where

$$\vec{n}_\pi \equiv \frac{\vec{p}_+ \times \vec{p}_-}{|\vec{p}_+ \times \vec{p}_-|} \quad , \quad \vec{n}_l \equiv \frac{\vec{k}_+ \times \vec{k}_-}{|\vec{k}_+ \times \vec{k}_-|}$$

$$\vec{z} \equiv \frac{\vec{p}_+ + \vec{p}_-}{|\vec{p}_+ + \vec{p}_-|} \quad (102)$$

$$\sin \phi = (\vec{n}_\pi \times \vec{n}_l) \cdot \vec{z} [\mathbf{CP} = -, \mathbf{T} = -]$$

$$\cos \phi = \vec{n}_\pi \cdot \vec{n}_l [\mathbf{CP} = +, \mathbf{T} = +] \quad (103)$$

$$\frac{d\Gamma}{d\phi} \sim 1 - (Z_3 \cos 2\phi + Z_1 \sin 2\phi) \quad (104)$$

One can measure asymmetry in the momenta:

$$A_\phi = \frac{[\int_0^{\pi/2} d\phi - \int_{\pi/2}^\pi d\phi] \frac{d\Gamma}{d\phi}}{[\int_0^{\pi/2} d\phi + \int_{\pi/2}^\pi d\phi] \frac{d\Gamma}{d\phi}}. \quad (105)$$

There is an obvious reason for probing the angle between the two $\pi^+\pi^-$ & e^+e^- . However, the situations are more complex for four pseudo-scalars hadrons:

$$\frac{d}{d\phi} \Gamma(H_Q \rightarrow h_1 h_2 h_3 h_4) = |c_Q|^2 - [b_Q(2 \cos^2 \phi - 1) + 2 a_Q \sin \phi \cos \phi] \quad (106)$$

$$\frac{d}{d\phi} \Gamma(\bar{H}_Q \rightarrow \bar{h}_1 \bar{h}_2 \bar{h}_3 \bar{h}_4) = |\bar{c}_Q|^2 - [\bar{b}_Q(2 \cos^2 \phi - 1) + 2 \bar{a}_Q \sin \phi \cos \phi] \quad (107)$$

$$\Gamma(H_Q \rightarrow h_1 h_2 h_3 h_4) = |c_Q|^2 \quad (108)$$

$$\Gamma(\bar{H}_Q \rightarrow \bar{h}_1 \bar{h}_2 \bar{h}_3 \bar{h}_4) = |\bar{c}_Q|^2 \quad (109)$$

$$\langle A_{\mathbf{CP}} \rangle_0^\pi = \frac{2(a_Q - \bar{a}_Q)}{|c_Q|^2 + |\bar{c}_Q|^2}; \quad (110)$$

i.e., the terms b_Q & \bar{b}_Q have no impact here; see the details in Ref.[5]. In the future one can compare the results of Eq.(85) & Eq.(110)