

BNAS: An Efficient Neural Architecture Search Approach Using Broad Scalable Architecture

Zixiang Ding, Yaran Chen, Nannan Li, Dongbin Zhao, *Fellow, IEEE*, Zhiquan Sun, and C.L.Philip Chen, *Fellow, IEEE*

Abstract—Efficient Neural Architecture Search (ENAS) achieves novel efficiency for learning architecture with high-performance via parameter sharing and reinforcement learning. In the phase of architecture search, ENAS employs deep scalable architecture as search space whose training process consumes most of search cost. Moreover, time consuming of model training is proportional to the depth of deep scalable architecture. As a result, layer reduction of scalable architecture is an effective way to accelerate the search process of ENAS but suffers from prohibitive performance drop.

In this paper, we propose Broad Neural Architecture Search (BNAS) where we elaborately design broad scalable architecture dubbed Broad Convolutional Neural Network (BCNN) to solve the above issue. On one hand, the proposed broad scalable architecture has fast training speed due to its shallow topology. Moreover, we also adopt reinforcement learning and parameter sharing used in ENAS as the optimization strategy of BNAS. Hence, the proposed approach can achieve higher search efficiency. On the other hand, the broad scalable architecture extracts multi-scale features and enhancement representations, and feeds them into global average pooling layer to yield more reasonable and comprehensive representations. Therefore, the performance of broad scalable architecture can be promised. In particular, we also develop two variants for BNAS who modify the topology of BCNN. In order to verify the effectiveness of BNAS, several experiments are performed and experimental results show that 1) BNAS delivers 0.19 day which is 2.37x less expensive than ENAS who ranks the best in reinforcement learning based NAS approaches, 2) compared with several small-sized (about 0.5 and 1.1 millions parameters) models, the architecture learned by BNAS obtains state-of-the-art performance (3.58% and 3.24% test error) on CIFAR-10, 3) the learned architecture achieves 25.3% top-1 error on ImageNet just using 3.9 millions parameters.

I. INTRODUCTION

As a biologically inspired deep learning technique, convolutional neural networks (CNNs) have powerful ability to solve many intractable issues, e.g. computer vision tasks [1, 2, 3, 4], game artificial intelligence [5, 6], intelligent transportation

Z. Ding, Y. Chen, N. Li and D. Zhao are with the State Key Laboratory of Management and Control for Complex Systems, Institute of Automation, Chinese Academy of Sciences, Beijing 100190, China, and also with the University of Chinese Academy of Sciences, Beijing 100049, China (email : {dingzixiang2018, chenyan2013, linannan2017, dongbin.zhao}@ia.ac.cn).

Z. Sun is with the School of Automation and Electric Engineering, University of Science and Technology Beijing, Beijing 100083, China (email : 41723308@xs.ustb.edu.cn).

C. L. P. Chen is with the School of Computer Science & Engineering, South China University of Technology, Guangzhou, Guangdong 510006, China, and also with the College of Navigation, Dalian Maritime University, Dalian 116026, China (e-mail: philip.chen@ieee.org).

This work was supported by No. GJHZ1849 International Partnership Program of Chinese Academy of Sciences.

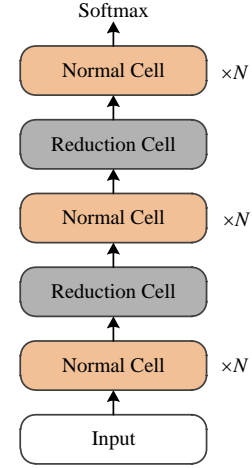


Fig. 1. Deep scalable architecture of ENAS for CIFAR-10.

system [7] and intelligent robot [8]. However, its remarkable performance mainly depends on human experts with a considerable amount of expertise. Recently, Neural Architecture Search (NAS) [9] which automates the process of model design has gained ground in recent several years. Computer vision tasks (e.g. image classification [10, 11, 12, 13], semantic segmentation [14]) and other artificial intelligence related tasks (e.g. natural language processing [9, 15, 16]) can all be solved by NAS with surprising performance. However, early approaches [9, 11, 17] suffered from the issue of inefficiency. To solve this issue, some one-shot approaches [10, 15, 16, 18, 19, 20] were proposed. Generally speaking, one-shot NAS approaches sample Cells (Normal Cell and Reduction Cell), a micro search space presented in [11], from a family of predefined candidate operations depending on a policy. The sampled Cells are treated as building block of deep scalable architecture (refer to Fig. 1), i.e. child model, whose performance is used for updating the parameters of policy. These one-shot approaches avoid retraining each candidate deep scalable architecture from scratch so that high efficiency can be promised.

In particular, Efficient Neural Architecture Search (ENAS) [16] delivers the efficiency of 0.45 GPU day (ranks the best in reinforcement learning based NAS frameworks) by sharing parameters of one-shot model where all possible child models are defined. In order to improve the performance and robustness of discovered architecture, ENAS sets the number of Cells to 8 (6 Normal Cells and 2 Reduction Cells) and 17 (15 Normal

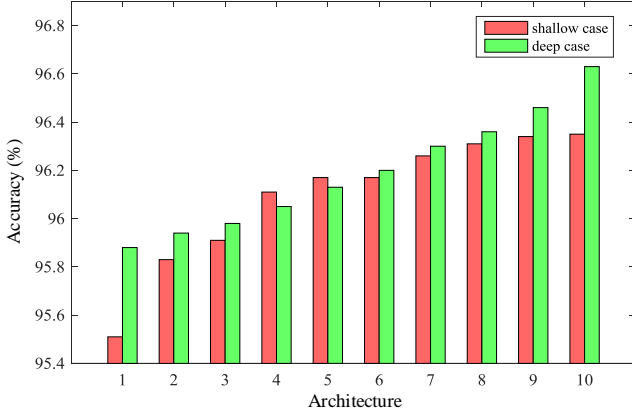


Fig. 2. Performance (ranks the worst from the best) of ten candidate architectures of ENAS when using various number of cells of deep scalable architecture in search phase on CIFAR-10 without Cutout [21] technique. *Shallow case*: Test accuracy of architectures using 5 cells in search phase and 17 cells in derivation phase. *Deep case*: Test accuracy of architectures using 8 cells in search phase and 17 cells in deriving phase.

Cells and 2 Reduction Cells) in the phase of architecture search and architecture derivation, respectively. There is a loop in the architecture search phase: 1) ENAS trains one-shot model on proxy data set (e.g. CIFAR-10) in a single epoch where a recurrent neural network (RNN) controller is adopted to sample a child model from one-shot model in each step. 2) For learning better architecture, the RNN controller is optimized by reinforcement learning in fixed steps. Here, a child model represented by a sequence is sampled by the RNN controller. For reinforcement learning, the sequence is treated as a token of actions, and validation accuracy of child model is treated as reward. On one hand, time consuming of model training and inference is proportional to the depth of model. On the other hand, the topologies of one-shot model and child model are all deep in ENAS. As a result, training one-shot model and obtaining validation accuracy of child model consume most of search cost in ENAS. Fortunately, depth reduction of scalable architecture in architecture search phase can ameliorate the above issue.

Experiments on ENAS¹ are carried out to compare the discrepancies with respect to efficiency and accuracy when using 5 (shallow case) and 8 (deep case, also default setting for ENAS) Cells in the architecture search phase of ENAS on CIFAR-10. Experimental results (Fig. 2) show that depth reduction of scalable architecture is able to improve the search efficiency of ENAS, but suffers from prohibitive performance drop. Moreover, with a single GeForce GTX 2080Ti GPU, the shallow case and deep case cost 0.26 and 0.38 day, respectively. However, the deep case delivers better performance (about 0.3% between the top performing architectures of two cases) than the shallow one. Hence, designing high-performance scalable architecture with shallow topology is an effective way to develop more efficient NAS approach.

In this paper, we propose Broad Neural Architecture Search (BNAS), an automatic architecture search approach with state-of-the-art efficiency. Different from other NAS approaches,

in BNAS, an elaborately designed broad scalable architecture dubbed Broad Convolutional Neural Network (BCNN) instead of a deep one is discovered by parameter sharing and reinforcement learning. BCNN consists of convolution blocks and enhancement blocks. On one hand, each convolution block is fully-connected with enhancement blocks. On the other hand, all outputs of convolution blocks and enhancement blocks are fed into the global pooling layer as inputs. Furthermore, we also develop two variants for BNAS by modifying the topology of broad scalable architecture: 1) Cascade of Convolution blocks with its Last block connected to the Enhancement blocks Broad Neural Architecture Search (BNAS-CCLE) and 2) Cascade of Convolution blocks and Enhancement blocks Broad Neural Architecture Search (BNAS-CCE). The proposed several broad scalable architectures extract multi-scale features and enhancement representations, and feed them into global average pooling layer to yield more reasonable and comprehensive representations, so that the performance of architectures learned by BNAS and its two variants can be promised. Our contributions can be summarized as follows:

- We propose BNAS to further improve the efficiency of NAS by replacing the deep scalable architecture with a broad one dubbed BCNN who is elaborately designed for satisfactory performance and fast search efficiency simultaneously.
- We also propose two developed versions of BNAS who modify the topology of BCNN dubbed BNAS-CCLE and BNAS-CCE. All of BNAS and its two variants excel in discovering high-performance architecture with fast search efficiency.
- We achieve 2.37x less search cost (with a single GeForce GTX 1080Ti GPU on CIFAR-10 in 0.19 day) than ENAS [16] who ranks the best in reinforcement learning based NAS approaches. Furthermore, through extensive experiments on CIFAR-10, we show that the architecture learned by BNAS obtains state-of-the-art performance (3.58% and 3.24% test error) compared with several small-sized (0.5 and 1.1 millions parameters) models.
- We transfer the learned architecture for large scale image classification task to shed light to the powerful transferability and multi-scale features extraction capacity of BCNN. The learned architecture achieves 25.7% top-1 error just using 3.9 millions parameters on ImageNet.

The remainder of this paper is organized as follows. In Section II, we review related work with respect to this paper. Then, the proposed BNAS is described in Section III. Subsequently, two variants of BNAS are given in Section IV. Next, experiments on two data set are performed, and qualitative and quantitative analysis is given in Section V. At last, we draw some conclusions in Section VI.

II. RELATED WORK

A. Neural Architecture Search

Recently, various methods were adopt to improve the search efficiency of NAS [22, 23, 24, 25]. Based on Sequential Model-Based Optimization (SMBO) strategy, Progressive Neural Architecture Search (PNAS) [23] was proposed to

¹<https://github.com/melodyguyan/enas>

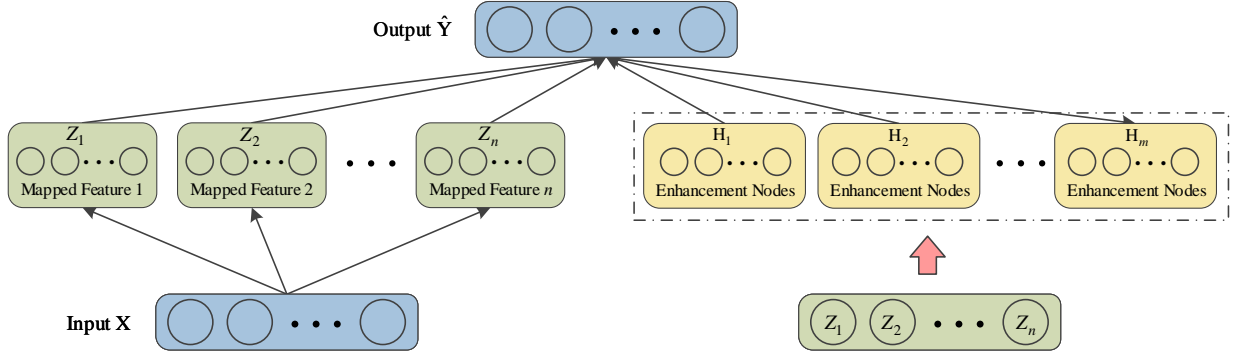


Fig. 3. Structure of broad learning system.

determine the structure of convolutional neural networks in order of increasing complexity. A multi-objective evolutionary algorithm was proposed for improving the efficiency of architecture search in LEMONADE [24]. Moreover, Pareto-optimal neural architectures were discovered for device-related and device-agnostic objectives in DPP-Net [25]. However, these approaches were still not efficient enough due to retrain each candidate model from scratch.

A great number of one-shot approaches [10, 15, 16, 26, 27] have been presented for improving the efficiency of NAS further. These one-shot approaches defined all possible candidate architectures in a one-shot model for avoiding the issue of retraining each child model from scratch. SMASH [10] used a hyper-network to generate the weights of a designed architecture so that the search process can be accelerated greatly. In particular, aforementioned ENAS [16] was presented. In order to improve the efficiency, ENAS used parameter sharing for avoiding each candidate deep architecture retraining from scratch. Furthermore, Liu et al. [15] proposed Differentiable ARchiTecture Search (DARTS). DARTS discovered the computation Cells within a continuous domain for formulating NAS in a differentiable way. DARTS achieved three order of magnitudes less expensive than previous approaches [9, 11]. Subsequently, several developed versions of DARTS (e.g., P-DARTS [26], PC-DARTS [27]) were proposed. Based on the framework of DARTS, P-DARTS modified the scalable architecture in a progressive way, and delivered novel search efficiency of 0.3 GPU day. PC-DARTS activated partial channel connections of Cell to reduce the memory usage of DARTS so that larger batch size could be set in the architecture search phase. Larger batch size contributed to reduce the search cost and uncertainty in NAS. Moreover, PC-DARTS achieved state-of-the-art efficiency (0.1 day) on a single GeForce GTX 1080Ti GPU.

B. Broad Learning System

BLS [28, 29] was proposed as a developed model of Random Vector Functional-Link Neural Network (RVFLNN) [30, 31] who took input data directly to build enhancement nodes. Different from RVFLNN, a set of mapped features were established in BLS by the input data firstly for achieving satisfactory performance.

We show the structure of BLS in Fig. 3. Feature mapping nodes and enhancement nodes were two main components of BLS. In [28], the mechanism of BLS was introduced: 1) Non-linear transformation functions of feature mapping nodes were applied to generate the mapped features of input data. 2) The mapped features were enhanced to generate enhancement features by enhancement nodes with randomly generated weights. 3) All the mapped features and enhancement features were used to deliver the final result. Chen *et al.* introduced several variants of BLS in [29], e.g. Cascade of Convolution Feature mapping nodes Broad Learning System (CCFBLS), Cascade of Feature mapping nodes Broad Learning System (CFBLS), Cascade of Feature mapping nodes and Enhancement nodes Broad Learning System (CFEBLS). Below, CCFBLS, CFBLS and CFEBLS are introduced in details.

Feature mapping nodes and enhancement nodes made up CCFBLS. As described in [29], the mapped features were generated by cascade of convolution and pooling operations in feature mapping nodes. Then, these mapped features were enhanced by a nonlinear activation function to obtain a series of enhancement features. Finally, all of the mapped features and enhancement features were connected directly with the desired output. CCFBLS was not only broad but also deep. As a result, CCFBLS could extract multi-layer features and representations which were more reasonable and comprehensive compared with other models only with deep structure. There were two main discrepancies among CCFBLS and other two variants: 1) The feature mapping nodes of CFBLS and CFEBLS were neurons rather than convolution and pooling operations. 2) Their topologies were different. For CFBLS, the output of each group of feature mapping nodes was fed into every enhancement nodes group as input. For CFEBLS, the first enhancement nodes group accepted those outputs from each feature mapping nodes group as input. Other enhancement nodes group treated the output of its previous one as input.

Motivated by traditional BLS, we elaborately design a new broad scalable architecture of convolutional neural network dubbed BCNN. Furthermore, we propose BNAS by combining the proposed broad scalable architecture and parameter sharing for efficiency improvement of ENAS also other Cell-based NAS frameworks. Beyond that, we also develop two variants of BNAS inspired by the variants of BLS.

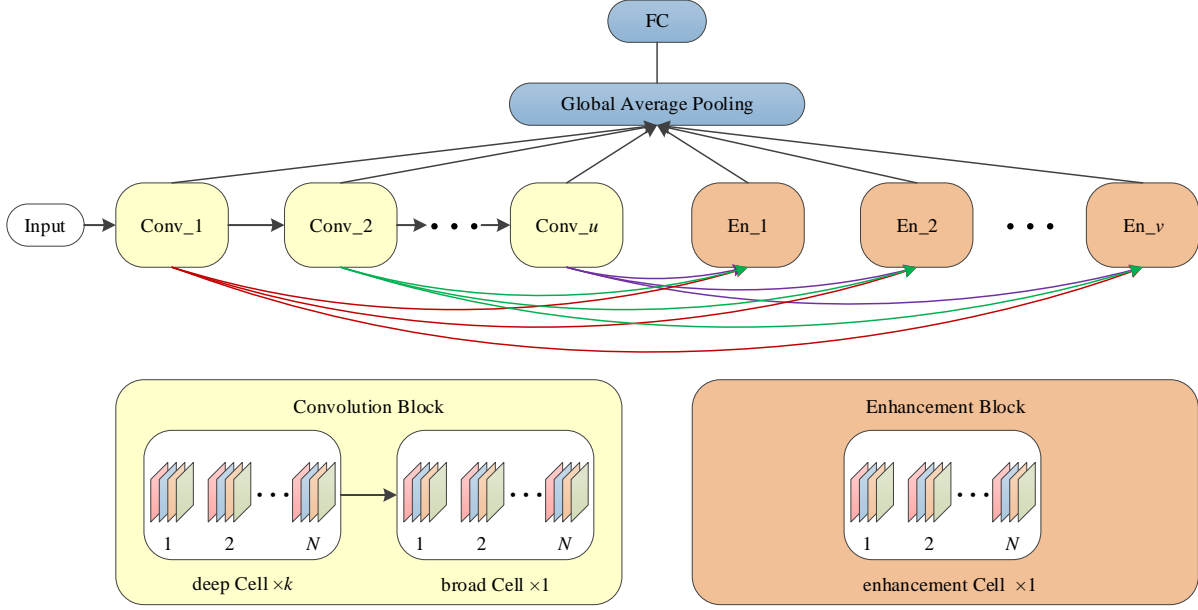


Fig. 4. The core of BNAS: broad convolutional neural network. *Top*: the topology of BCNN. *Bottom Left*: the structure of convolution block. *Bottom Right*: the structure of enhancement block.

III. BROAD NEURAL ARCHITECTURE SEARCH

BNAS employs the combination of broad scalable architecture and parameter sharing to deliver faster search efficiency than ENAS who ranks the best in reinforcement learning based NAS approaches. On one hand, we introduce the design details of the proposed broad scalable architecture dubbed BCNN who can solve the side-effect of layer reduction in Cell-based NAS approaches. On the other hand, the efficient optimization strategy of BNAS is given.

A. Broad Convolutional Neural Network

As described in Section I, we draw a conclusion through a set of comparative experiments that layer reduction is able to improve the search efficiency of ENAS but suffers from prohibitive performance drop. Inspired by BLS who achieves satisfactory performance using broad topology, we propose a broad scalable architecture dubbed BCNN who can deliver fast training and inference speed, to ameliorate the above issue.

For intuitional understanding, the structure of BCNN and its two important components, convolution and enhancement blocks are depicted in Fig. 4. The proposed BCNN consists of u convolution blocks denoted as $Conv_i$ ($i = 1, 2, \dots, u$) and v enhancement blocks denoted as En_j ($j = 1, 2, \dots, v$) which are used for feature extraction and enhancement, respectively. In the convolution block, there are $k + 1$ convolution Cells: k deep Cells and a single broad Cell which are utilized for deep and broad features extraction, respectively. Moreover, u is determined by the size of input images. For example, we set $u = 2$ for the experiments on CIFAR-10 with 32×32 pixels. The other two parameters k and v need to be defined by user. Through substantial experiments on CIFAR-10, we will analyze the influence with regard to k and v in Section V-D1.

In each convolution block, the deep Cells and broad Cell have same topologies but various strides: one for the deep and two for the broad. In order to extract broad features from the output features of final deep Cell, the broad Cell returns the feature maps with half width, half height and double channels (i.e. broad features). In each enhancement block, there is a single enhancement Cell with one stride and different topology from those convolution Cells. The proposed BCNN stacks u convolution blocks one after another, and feeds outputs of every convolution block into each enhancement block as the input for obtaining enhancement feature representations. The convolution and enhancement features from every convolution and enhancement block are all connected with the global average pooling layer to yield more reasonable and comprehensive representations for achieving promised performance of the proposed BCNN. For clear understanding, the formulaic expressions of BCNN are given below.

For convolution block $Conv_i$, its deep feature mapping $\mathbf{Z}_h^{(i)}$ ($h = 1, 2, \dots, k$) and broad feature mapping $\mathbf{Z}_{k+1}^{(i)}$ can be defined as

$$\mathbf{Z}_h^{(i)} = \phi(\mathbf{Z}_{h-2}^{(i)}, \mathbf{Z}_{h-1}^{(i)}; \{\mathbf{W}_h^{(i)_{deep}}, \beta_h^{(i)_{deep}}\}), i = 1, 2, \dots, u, \quad (1)$$

$$\mathbf{Z}_{k+1}^{(i)} = \phi(\mathbf{Z}_{k-1}^{(i)}, \mathbf{Z}_k^{(i)}; \{\mathbf{W}_{k+1}^{(i)_{broad}}, \beta_{k+1}^{(i)_{broad}}\}), i = 1, 2, \dots, u, \quad (2)$$

where $\{\mathbf{W}_h^{(i)_{deep}}, \beta_h^{(i)_{deep}}\}$ and $\{\mathbf{W}_{k+1}^{(i)_{broad}}, \beta_{k+1}^{(i)_{broad}}\}$ are the weight, bias matrices of deep Cells and broad Cell in convolution block i , respectively. Moreover, $\phi(\cdot)$ is a set of transformations (e.g. depthwise-separable convolution [32], pooling, skip connection) by the deep Cells and broad Cell. In other words, each Cell in the convolution block uses the outputs of its previous two Cells as the inputs for combining

various features. However, there is a doubt in (1) that $\mathbf{Z}_{-1}^{(i)}$ and $\mathbf{Z}_0^{(i)}$ are not defined. A complementary expression is given as

$$\{\mathbf{Z}_{-1}^{(i)}, \mathbf{Z}_0^{(i)}\} = \{\mathbf{Z}_k^{(i-1)}, \mathbf{Z}_{k+1}^{(i-1)}\}, i = 2, 3, \dots, u. \quad (3)$$

Moreover, a convolution with 3×3 kernel size is inserted as a stem of BCNN to provide the input information for the first and second convolution Cell. As a result, the output of 3×3 convolution can be represented as $\mathbf{Z}_\xi^{(1)}$, where $\xi \leq 0$.

For enhancement block En_j ($j = 1, 2, \dots, v$), its enhancement feature representations $\mathbf{H}^{(j)}$ can be mathematically expressed as

$$\mathbf{H}^{(j)} = \varphi(\delta(\mathbf{Z}_0^{(1)}, \mathbf{Z}_{k+1}^{(1)}, \dots, \mathbf{Z}_{k+1}^{(u-1)}), \mathbf{Z}_{k+1}^{(u)}; \{\mathbf{W}^{(j)}, \boldsymbol{\beta}^{(j)}\}), \quad (4)$$

where $\mathbf{W}^{(j)}$ and $\boldsymbol{\beta}^{(j)}$ are the weight and bias matrices of enhancement Cell in En_j , respectively. Moreover, $\varphi(\cdot)$ is a set of transformations by the enhancement Cell, and $\delta(\cdot)$ is a function combination of 1×1 convolution and concatenating. Here, a priori knowledge is incorporated into the connections between convolution blocks and enhancement blocks. Depending on substantial experiments, we find that those low-pixels feature maps are more important than those feature maps with high resolutions for achieving high performance. In other words, for designing BCNN with novel performance, more deep and broad feature maps of $Conv_r$ instead of $Conv_s$ should be fed into the enhancement block, where $r > s$ and $0 < s, r \leq u$. In order to insert the above priori knowledge into BCNN, a group of convolutions with 1×1 kernel size are employed in each connection between the convolution block (except the last one) and enhancement block. These 1×1 convolutions accept those feature representations from the final deep Cell in each convolution block, and output a group of feature maps with different importance. Moreover, the importance is represented by the number of output channels which the larger is the more important it is. Furthermore, these 1×1 convolutions employ different strides for concatenating all input feature maps with same size. As a result, the output of $\delta(\mathbf{Z}_0^{(1)}, \mathbf{Z}_{k+1}^{(1)}, \dots, \mathbf{Z}_{k+1}^{(u-1)})$ is obtained by concatenating those outputs of 1×1 convolutions whose inputs are $\mathbf{Z}_0^{(1)}, \mathbf{Z}_{k+1}^{(1)}, \dots, \mathbf{Z}_{k+1}^{(u-1)}$.

For achieving promised performance of BCNN, all outputs of each convolution and enhancement block are connected directly with the global average pooling (GAP) layer to yield more reasonable and comprehensive representations. Here, the output of the last deep Cell in each convolution block is connected for feeding multi-scale features into the GAP layer, so that the final output of GAP layer can be expressed as

$$\mathbf{O} = \psi(\mathbf{Z}_k^{(1)}, \mathbf{Z}_k^{(2)}, \dots, \mathbf{Z}_k^{(u)}, \mathbf{H}^{(1)}, \mathbf{H}^{(2)}, \dots, \mathbf{H}^{(v)}), \quad (5)$$

where $\psi(\cdot)$ is a function combination of 1×1 convolution, concatenating and global average pooling. Similarly, the aforementioned priori knowledge is also incorporated into the connections between convolution blocks and GAP layer. Moreover, the output of each enhancement block is equipped with equal importance.

B. Efficient Optimization Strategy

In BNAS, the combination of parameter sharing presented in ENAS [16] and reinforcement learning is adopted for finding broad scalable architecture with satisfactory performance. Here, an Long Short-Term Memory (LSTM) [33] controller with parameter θ is trained in a loop with two phases: broad one-shot model training and LSTM training. Moreover, the broad one-shot model defines all possible broad scalable architectures.

In the first phase, the broad one-shot model is trained in a single epoch using the way of selective activation, where the trained architecture in each step is a subset of the broad one-shot model:

- 1) LSTM first generates two types of Cells, convolution Cell and enhancement Cell, with a list of tokens $a_{1:T}$ according a sampling policy $\pi(\cdot)$ for stacking up them into a broad child model m (refer to Fig. 4).
- 2) The sampled broad child model m (a sub-network of broad one-shot model) is trained by gradient-based algorithm on a mini-batch data.
- 3) Repeat the above steps until arriving the termination condition.

In the second phase, the LSTM is trained by reinforcement learning in fixed steps:

- 1) Similar with the step 1) in the phase of broad one-shot model training, a broad child model m is sampled by the LSTM.
- 2) The weights w of the sampled broad child model are inherited from the broad one-shot model.
- 3) The validation accuracy $R(m; w)$ is obtained on the desired task.
- 4) $R(m; w)$ is treated as the reward of reinforcement learning to guide the LSTM for discovering various Cells with better performance.
- 5) Repeat the above steps until arriving the termination condition.

Here, BNAS demands the LSTM controller to maximize the expected reward $J(\theta)$, where

$$J(\theta) = \mathbb{E}_{\pi(a_{1:T}; \theta)}[R(m; w)]. \quad (6)$$

Moreover, a gradient policy algorithm, REINFORCE [34] is applied to compute the policy gradient $\nabla_\theta J(\theta)$, where

$$\nabla_\theta J(\theta) = \sum_{t=1}^T \mathbb{E}_{\pi(a_{1:T}; \theta)}[\nabla_\theta \log \pi(a_t | a_{(t-1):1}; \theta) R(m; w)]. \quad (7)$$

After many iterations of this loop are repeated, novel Cells with satisfactory performance can be found.

IV. VARIANTS OF BROAD BROAD NEURAL ARCHITECTURE SEARCH

BLS is a flexible paradigm to be modified under different constraints. Moreover, several variants have been proposed in [29], e.g., CCFBLS and CFEBLS. Motivated by the above two variants of BLS, we also propose two developed versions

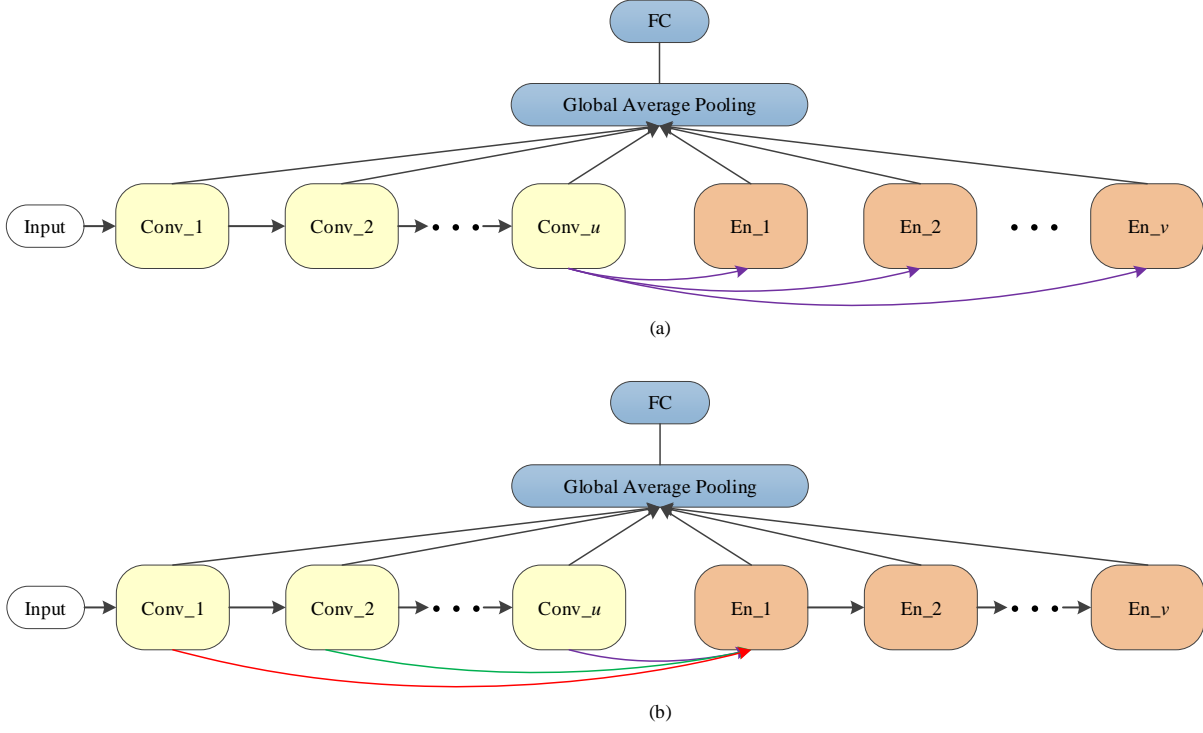


Fig. 5. The topologies of broad scalable architectures employed in two variants of BNAS. (a) The broad scalable architecture of BNAS-CCLE. (b) The broad scalable architecture of BNAS-CCE.

for BNAS who modify the topology of BCNN: 1) Cascade of Convolution blocks with its Last block connected to the Enhancement blocks Broad Neural Architecture Search (BNAS-CCLE) and 2) Cascade of Convolution blocks and Enhancement blocks Broad Neural Architecture Search (BNAS-CCE). In this section, we only introduce the difference between BNAS and its two variants, i.e. the broad scalable architectures used in BNAS-CCLE and BNAS-CCE which are shown in Fig. 5.

A. BNAS-CCLE

The broad scalable architecture of BNAS-CCLE is a developed CCFBLS [29] which is not only broad but also deep. In the broad scalable architecture of BNAS-CCLE, each enhancement block only treats the output of last convolution block as input. In other words, we assume that the output of last convolution block takes up all importance of each enhancement block. For clear understanding, the formulaic expressions of the broad scalable architecture used in BNAS-CCLE are given below.

Related expressions with regard to convolution blocks can be found in (1) to (3). For enhancement block En_j , its enhancement feature representations $H^{(j)}$ can be defined as

$$H^{(j)} = \varphi(Z_k^{(u)}, Z_{k+1}^{(u)}; \{W^{(j)}, \beta^{(j)}\}), j = 1, 2, \dots, v \quad (8)$$

where $W^{(j)}$ and $\beta^{(j)}$ are the weight and bias matrices of enhancement Cell in enhancement block j , respectively. Similarly, $\varphi(\cdot)$ is a set of transformations by the enhancement Cell.

For performance improvement, we also incorporate aforementioned priori knowledge used in BCNN into the connec-

TABLE I
OPTIMAL HYPER-PARAMETERS ABOUT BROAD SCALABLE ARCHITECTURES OF BNAS AND ITS TWO VARIANTS

Approach	v_s	v_d	k_d
BNAS	2	1	1
BNAS-CCLE	2	1	1
BNAS-CCE	2	2	2

tions between convolution blocks and GAP layer. On one hand, the importance of each convolution block is twice as much as its previous one for GAP layer. For instance, the GAP layer accepts a and $2a$ channels from $Conv_x$ and $Conv_y$ ($y = x + 1$), respectively. On the other hand, the importance of each enhancement block is equal. For instance, the GAP layer accepts b channels from both En_x and En_y ($1 \leq x, y \leq v$).

B. BNAS-CCE

The broad scalable architecture of BNAS-CCE is a developed CCEBLS [29] that employs deeper topology than other variants of BLS. There are two differences between the broad scalable architectures of BNAS and BNAS-CCLE: 1) The output of each convolution block is fed into the first enhancement block as its inputs. 2) Enhancement blocks are stacked one after another rather than in a parallel way. For clear understanding, the formulaic expressions of the broad scalable architecture used in BNAS-CCE are given below.

Similarly, related expressions with regard to convolution blocks can be represented by (1) to (3). Furthermore, enhance-

TABLE II
COMPARISON OF THE PROPOSED BNAS WITH OTHER NAS APPROACHES ON CIFAR-10 FOR DIFFERENT-SIZE MODELS UNDER IDENTICAL TRAINING CONDITIONS.

Architecture	Error (%)	Params (M)	Search Cost (GPU Days)	Search Method	Topology
LEMONADE + cutout [24]	4.57	0.5	80	evolution	deep
DPP-Net + cutout [25]	4.62	0.5	4.00	evolution	deep
BNAS + cutout (ours)	3.83	0.5	0.20	RL	broad
BNAS-CCLE + cutout (ours)	3.63	0.5	0.20	RL	broad
BNAS-CCE + cutout (ours)	3.58	0.6	0.19	RL	broad
LEMONADE + cutout [24]	3.69	1.1	80	evolution	deep
DPP-Net + cutout [25]	4.78	1.0	4.00	evolution	deep
BNAS + cutout (ours)	3.46	1.1	0.20	RL	broad
BNAS-CCLE + cutout (ours)	3.40	1.1	0.20	RL	broad
BNAS-CCE + cutout (ours)	3.24	1.0	0.19	RL	broad
AmoebaNet-A + cutout [17]	3.34 ± 0.06	3.2	3150	evolution	deep
AmoebaNet-B + cutout [17]	2.55 ± 0.05	2.8	3150	evolution	deep
Hierarchical Evo [22]	3.75 ± 0.12	15.7	300	evolution	deep
LEMONADE + cutout [24]	3.05	4.7	80	evolution	deep
PNAS [23]	3.41	3.2	225	SMBO	deep
DARTS(second order) + cutout [15]	2.83 ± 0.06	3.3	4.00	gradient-based	deep
DARTS(first order) + cutout [15]	3.00	2.9	1.50	gradient-based	deep
P-DARTS + cutout [26]	2.50	3.4	0.30	gradient-based	deep
PC-DARTS + cutout [27]	2.57 ± 0.07	3.6	0.10	gradient-based	deep
NASNet-A + cutout [11]	2.65	3.3	1800	RL	deep
NASNet-B + cutout [11]	3.73	2.6	1800	RL	deep
MANAS + cutout [35]	2.63	3.4	2.80	RL	deep
ENAS + cutout [16]	2.89	4.6	0.45	RL	deep
BNAS + cutout (ours)	2.97	4.7	0.20	RL	broad
BNAS-CCLE + cutout (ours)	2.95	4.1	0.20	RL	broad
BNAS-CCE + cutout (ours)	2.88	4.8	0.19	RL	broad

ment feature representations $\mathbf{H}^{(j)}$ ($j = 1, 2, \dots, v$) can be divided into three cases:

$$\begin{cases} \varphi(\delta(\mathbf{Z}_{k+1}^{(1)}, \dots, \mathbf{Z}_{k+1}^{(u-1)}), \mathbf{Z}_{k+1}^{(u)}; \{\mathbf{W}^{(j)}, \boldsymbol{\beta}^{(j)}\}), & \text{if } j = 1 \\ \varphi(\mathbf{Z}_{k+1}^{(u)}, \mathbf{H}^{(1)}; \{\mathbf{W}^{(j)}, \boldsymbol{\beta}^{(j)}\}), & \text{if } j = 2 \\ \varphi(\mathbf{H}^{(j-2)}, \mathbf{H}^{(j-1)}; \{\mathbf{W}^{(j)}, \boldsymbol{\beta}^{(j)}\}), & \text{else} \end{cases} \quad (9)$$

where $\mathbf{W}^{(j)}$ and $\boldsymbol{\beta}^{(j)}$ are the weight and bias matrices of enhancement Cell in enhancement block j , respectively. Similarly, $\varphi(\cdot)$ is a set of transformations by the enhancement Cell. And $\delta(\cdot)$ is aforementioned function combination of 1×1 convolution and concatenating.

Similar with BNAS and BNAS-CCLE, for the broad scalable architecture of BNAS-CCE, 1×1 convolution based priori knowledge is inserted between convolution blocks and the first enhancement block, also is inserted into the connections of convolution blocks and GAP layer. Different from BNAS and BNAS-CCLE, the importance of each enhancement block in broad scalable architecture of BNAS-CCE is not equal for GAP layer. For instance, the GAP layer accepts c channels from both En_x and En_y ($1 \leq x, y < v, y = x + 1$), and all channels from En_v .

V. EXPERIMENTS AND ANALYSIS

In this section, we perform a set of experiments to examine several novel properties of BNAS and its two variants. First of all, a large number of experiments are performed by BNAS and its two variants for hyper-parameters (e.g., the number of enhancement block in two phases, the number of deep Cell in architecture derivation phase) determination. Next, BNAS and its two variants are applied to discover novel architecture on CIFAR-10 for testing the search efficiency and high performance of the learned architecture. Subsequently, the learned architecture with best performance is chosen to solve large scale image classification task on ImageNet. The experiment on ImageNet not only evaluates the transferability of the discovered architectures of BNAS and its two variants, but also examines the powerful multi-scale features extraction capacity of the proposed broad scalable architectures. Finally, the qualitative and quantitative analysis are given for the experimental results on CIFAR-10 and ImageNet.

A. Hyper-parameters Determination for Broad Scalable Architectures

For architecture search phase, we set the number of deep Cell to zero as default setting for delivering fast search speed. Moreover, the number of enhancement block v_s is selected

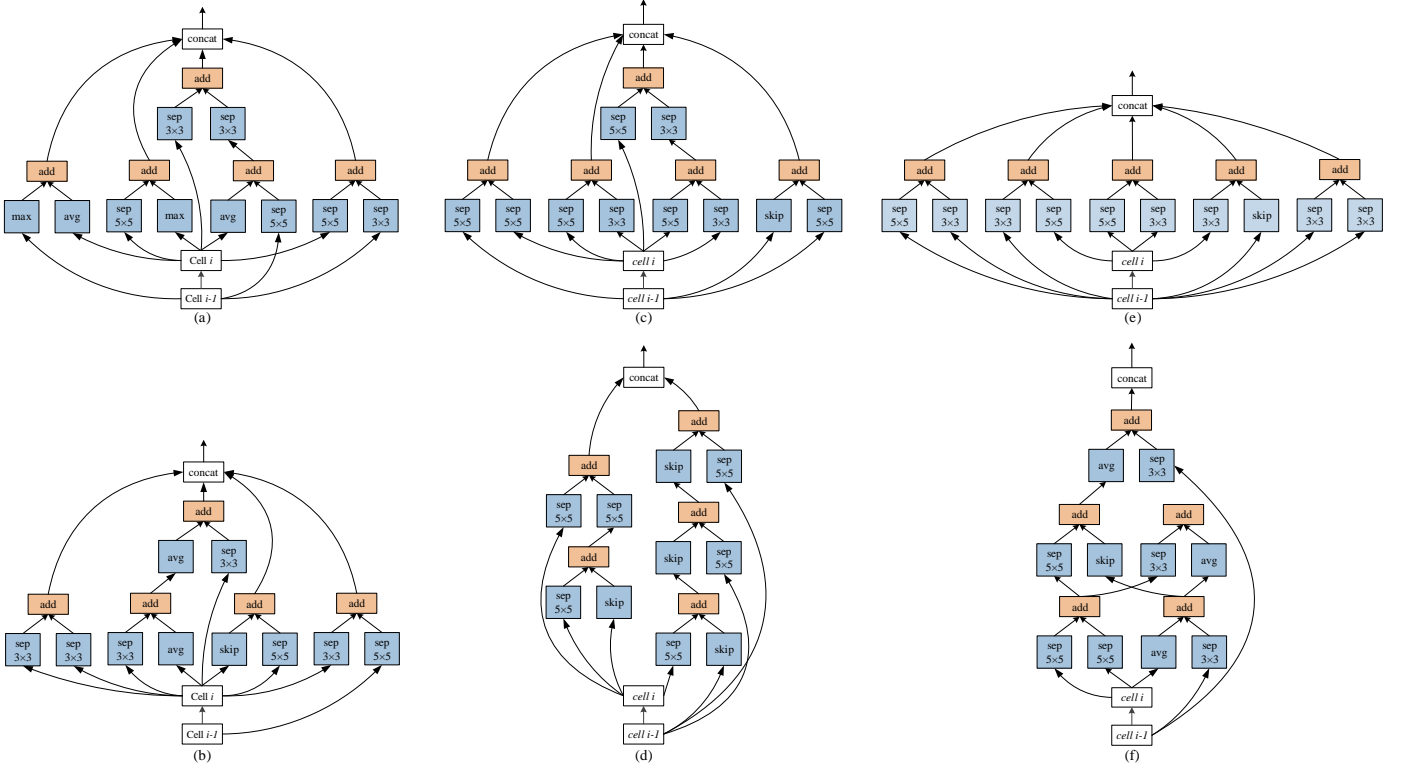


Fig. 6. Optimal architecture discovered by BNAS using various broad scalable architectures: (a) The convolution Cell for BNAS. (b) The enhancement Cell for BNAS. (c) The convolution Cell for BNAS-CCLE. (d) The enhancement Cell for BNAS-CCLE. (e) The convolution Cell for BNAS-CCE. (f) The enhancement Cell for BNAS-CCE.

from [1,2]. For the phase of architecture derivation, there are two hyper-parameters need to be determined for the broad scalable architectures: the number of enhancement block v_d and the number of deep Cell k_d . As described in Section I, large discrepancy of scalable architectures between two phases leads to prohibitive performance reduction. As a result, we choose v_d and k_d from [1,2,3] and [0,1,2], respectively.

The experimental settings for hyper-parameters determination is identical with the phase of architecture described in Section V-B except the number of training epochs in the architecture derivation phase. The experimental results of hyper-parameters determination for BNAS and BNAS-CCE can be found in APPENDIX. Here, related experiments for BNAS-CCLE perform similarly so that we only show the results of BNAS. In each case, we employ the mean value and variance of five candidate architectures as evaluation indices. According to APPENDIX, the optimal hyper-parameters of BNAS and its variants are shown in TABLE I.

B. Architecture Search on CIFAR-10

Similarly, CIFAR-10 is chosen as the search data set and applied a series of standard data augment techniques which can be found in ENAS [16] for details. In BNAS, we chose five candidate operations: 3×3 depthwise-separable convolution, 5×5 depthwise-separable convolution, 3×3 max pooling, 3×3 average pooling and skip connection as the components of convolution Cell and enhancement Cell with 7 nodes.

In the architecture search phase, the Nesterov momentum is adopted and the learning rate follows the cosine schedule

with $l_{max}=0.05$, $l_{min}=0.0005$, $T_0=10$ and $T_{mul}=2$ [36] for training the broad scalable architectures. Furthermore, the experiment runs for 150 epochs with batch size 128. For updating the parameters θ of controller, the Adam optimizer with a learning rate of 0.0035 is applied. One one hand, we train 5 candidate architecture in 310 epochs on CIFAR-10 for hyper-parameters determination. One the other hand, we train 10 candidate architecture in 630 epochs on CIFAR-10 for architecture derivation. Moreover, we adopt identical experimental setting in the phase of architecture search for each case.

The diagrams of the top performing convolution Cells and enhancement Cells discovered by BNAS using various broad scalable architectures are shown in Fig. 6. In each case, a family of broad scalable architectures with same topologies but different-size by modifying the number of initial channels are constructed. The comparisons of BNAS using various broad scalable architectures with other NAS approaches on CIFAR-10 for different-size models under identical training conditions are shown in TABLE II. Moreover, a popular data augmentation technique, Cutout [21] is applied for BNAS and its two variants in the architecture derivation phase rather than the phase of architecture search.

C. Transferability of Learned Architecture on ImageNet

In this part, we transfer the architecture learned by BNAS on CIFAR-10 to solve large scale image classification task. A large model stacked by the best performing Cells is built

TABLE III
COMPARISON OF BNAS WITH OTHER STATE-OF-THE-ART IMAGE CLASSIFIERS ON IMAGENET

Architecture	Top-1 (%)	Top-5 (%)	Params (M)
Inception-v1 [37]	30.2	10.1	-
MobileNet-224 [38]	29.4	-	6
ShuffleNet (2x) [39]	29.1	10.2	10
AmoebaNet-A [17]	25.5	8.0	5.1
AmoebaNet-B [17]	26.0	8.5	5.3
NASNet-A [11]	26.0	8.4	5.3
NASNet-B [11]	27.2	8.7	5.3
NASNet-C [11]	27.5	9.0	4.9
PNASNet [23]	25.8	8.1	5.1
LEMONADE [24]	26.9	9.0	4.9
DARTS [15]	26.7	8.7	4.7
FBNet-B [40]	25.9	-	4.5
P-DARTS (CIFAR-10) [26]	24.4	7.4	4.9
P-DARTS (CIFAR-100)[26]	24.7	7.5	5.1
PC-DARTS (CIFAR-10)[27]	25.1	7.8	5.3
BNAS (ours)	25.7	8.5	3.9

for ImageNet 2012. This experiment is not only performed for verifying the transferability of discovered architecture by BNAS and its two variants, but also proving the powerful multi-scale features extraction capacity of the proposed broad scalable architectures.

Similar with the experiments on CIFAR-10, some data augment techniques, for instance, randomly cropping and flipping are applied on the input images whose size is 224×224 . In this experiment, the broad scalable architecture of BNAS-CCLE consists of five convolution blocks and a single enhancement block. Beyond that, only one deep Cell is employed in each convolution block for deep representations extraction. Furthermore, we train BNAS-CCLE for 150 epochs with batch size 256 by using SGD optimizer with momentum 0.9 and weight decay 3×10^{-5} . The initial learning rate is set to 0.1 and decayed by a factor of 0.1 when arriving at the 70th, 100th and 130th epoch. The setting for other hyper-parameters, e.g. label smoothing, gradient clipping bounds can be found in DARTS [15] in details.

TABLE III summaries the results from the point of view of accuracy and parameter, and compares with other state-of-the-art image classifiers on ImageNet.

D. Results Analysis

1) *Hyper-parameters*: According to APPENDIX, we can draw some conclusions for the hyper-parameters of broad scalable architectures as below.

Firstly, broad scalable architectures without deep Cell are prone to yield poor accuracy and robustness in the phase of architecture derivation. Therefore, deep representations extracted by deep Cell are necessary in the proposed broad scalable architectures. Secondly, deep cell (Here, we only show the comparison between $k_d = 1$ and $k_d = 2$ due to the poor

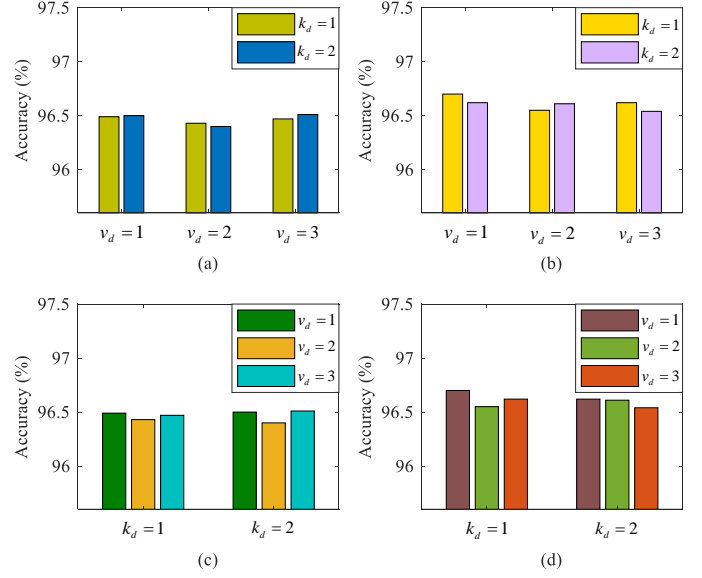


Fig. 7. Visualization of the influence of deep Cell and enhancement Cell for BNAS: (a) The influence of deep Cell for BNAS with $v_s=1$. (b) The influence of deep Cell for BNAS with $v_s=2$. (c) The influence of enhancement Cell for BNAS with $v_s=1$. (d) The influence of enhancement Cell for BNAS with $v_s=2$.

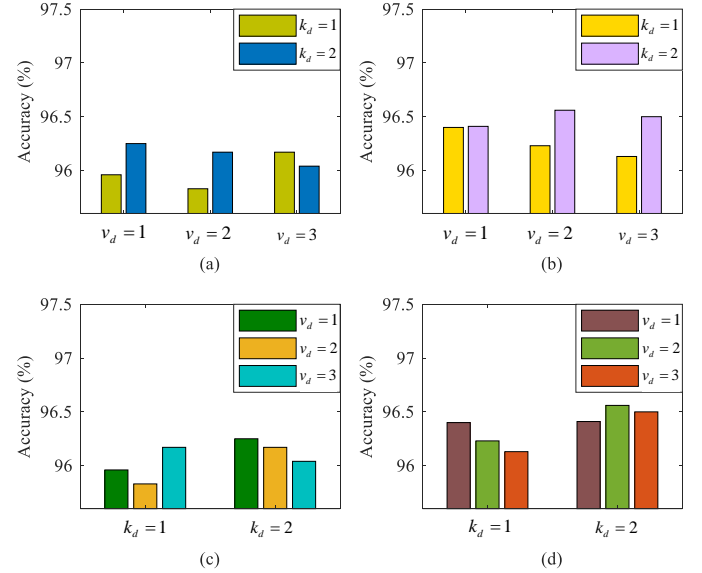


Fig. 8. Visualization of the influence of deep Cell and enhancement Cell for BNAS-CCE: (a) The influence of deep Cell for BNAS-CCE with $v_s=1$. (b) The influence of deep Cell for BNAS-CCE with $v_s=2$. (c) The influence of enhancement Cell for BNAS-CCE with $v_s=1$. (d) The influence of enhancement Cell for BNAS-CCE with $v_s=2$.

performance of $k_d = 0$) and enhancement cell of BNAS and BNAS-CCE play different roles as follows:

- Fig. 7(a) and (b) visualize the influence of deep Cell for BNAS under the same condition. Obvious, deep Cell not always contributes to improve the performance of broad scalable architecture which is different from the deep one. BCNN is not only broad but also deep where broad topology is predominant, so that deep Cell may deliver negative effect for performance improvement.

Fig. 7(c) and (d) visualize the influence of enhancement Cell for BNAS under the same condition. Viewed in global perspective, broad scalable architecture of BNAS with a single enhancement block delivers the best performance. As aforementioned, each enhancement block is equipped with same input and importance of the connection between enhancement block and GAP layer. This leads to many redundancies of GAP accepted representations from enhancement blocks, so that the case of $v_d=1$ yields the best performance.

- Fig. 8(a) and (b) visualize the influence of deep Cell for BNAS-CCE under the same condition. Different from BNAS, the performance of BNAS-CCE is proportion to the number of deep Cell. The topology difference between the broad scalable architectures of BNAS and BNAS-CCE is the primary cause of above phenomenon. Different from BNAS, the deep topology is predominant due to the cascade of enhancement blocks. As a result, more deep presentations contribute for performance improvement.

Fig. 8(c) and (d) visualize the influence of enhancement Cell for BNAS-CCE under the same condition. Similar with the influence of deep Cell in BNAS, enhancement Cell can not contribute to improve the performance of broad scalable architecture of BNAS-CCE who uses the cascade of enhancement blocks. Two factors result in the above situation: 1) the connection between each enhancement block and GAP layer, and 2) the same spatial size of outputs of enhancement blocks. The combination of above two aspects leads to substantial contradictory information fed into the GAP layer that needs high-quality representations as input for high-performance. As a result, more enhancement blocks in the broad scalable architecture of BNAS-CCE can not contribute to improve its performance.

Moreover, we only perform a single run for each architecture in the experiment of hyper-parameters determination, so that the results shown in APPENDIX may suffers from the issue of instability due to the impact of randomness and nondeterminacy.

2) *Performance*: For the experiments on CIFAR-10, we use three groups of learned architecture to construct a family of broad architecture where three models with different parameters (about 0.5, 1.1 and 4 millions) are built based on the learned architecture of each group. In the first and second block of TABLE II, DPP-Net [25] and LEMONADE [24] are chosen as the comparative NAS approaches. It is obvious that BNAS and its two variants all can deliver small-sized broad scalable architectures with the best accuracy for small-scale image classification task. In particular, for the models with 0.5 million parameters, BNAS-CCE exceeds those comparative NAS methods 1.04% which is a great promotion. In the third block of TABLE II, a large-sized model is constructed and several state-of-the-art NAS approaches (e.g., AmoebaNet [17], NASNet [11], DARTS [15], ENAS [16], P-DARTS [26] and PC-DARTS [27]) are chosen for comparing with the proposed BNAS and its two variants. Apparently, all proposed approaches achieve competitive results. Moreover, BNAS-

CCE also delivers best performance among three proposed NAS approaches that is 2.88% test error (exceeds ENAS) with 4.8 millions parameters.

Furthermore, two aspects (accuracy and parameter) are compared for the experiment on ImageNet. Here, we only transfer the architecture learned by BNAS-CCE for ImageNet. Moreover, we not only choose the NAS approaches (second block of TABLE III) but also manual design models (first block of TABLE III) as the comparative methods. From the point of view of accuracy, BNAS-CCE achieves 25.7% top-1 test error which is a competitive result compared with state-of-the-art model designed by P-DARTS [26]. The transferability of learned architecture and the powerful multi-scale features extraction capacity of the proposed broad scalable architecture for large scale image classification task can be proven. For the perspective with respect to parameter, BNAS-CCE obtains the above competitive accuracy with 3.9 millions parameters which is state-of-the-art for NAS approaches. Here, the multi-scale features extracted by broad scalable architecture are fused to yield more reasonable and comprehensive representations for image classification so that BNAS-CCE can make more exact decisions for image classification problem with few parameters.

From the above, a family of broad scalable architectures discovered by BNAS and its two variants excel in dealing with both small and large scale image classification tasks. On one hand, compared with other NAS approaches (DPP-Net [25], LEMONADE [24]) for small-sized model automatic designing, BNAS and its two variants can achieve novel performance with few parameters (especially 0.5 million) for CIFAR-10 so that the effectiveness of them can be proven. On the other hand, as for the results of ImageNet, the powerful transferability of the optimal architecture learned by BNAS-CCE and multi-scale features extraction capacity of the proposed broad scalable architectures can all be proven well.

3) *Efficiency*: As shown in TABLE II, the efficiency of BNAS using various broad scalable architectures is about 16580x and 9470x which are almost five order of magnitudes faster than AmoebaNet and NASNet, respectively. Compared BNAS and its two variants with those relative efficient NAS methods (e.g., Hierarchical Evo [22], PNAS [23] and LEMONADE [24]), our approach uses about 1580x, 1180x and 420x less computational resources, respectively. Furthermore, several state-of-the-art efficient NAS approaches, DPP-Net [25], DARTS [15], P-DARTS [26], PC-DARTS [27] and ENAS [16] are compared in detail with the proposed approach below.

First of all, the comparisons of DPP-Net and our approach are given. It is obvious that the proposed approach is about 21x faster than DPP-Net. Moreover, the performance of our approach is better as aforementioned. Compared with DARTS, a novel gradient-based NAS approach, BNAS and its variants are about 7.9x and 21x faster than it with first-order and second-order approximation, respectively. However, the performance of BNAS-CCE exceeds DARTS with first-order approximation rather than second-order approximation which uses 21x more computational resources than our approach. Based on DARTS, two developed versions dubbed P-DARTS and PC-DARTS ob-

tain state-of-the-art efficiency. The efficiency of our approach is 1.6x faster than P-DARTS but 0.09 GPU day slower than PC-DARTS.

In particular, the search cost of BNAS and its two variants is about 2.37x less than ENAS. As aforementioned, our approach also adopts reinforcement learning and parameter sharing used in ENAS. As a result, we can draw a conclusion that the proposed broad scalable architectures contribute to improve the efficiency of Cell search space based NAS approaches. Moreover, the efficiency of NAS will be improved further when combining the proposed broad scalable architecture and PC-DARTS.

From the above, BNAS and its two variants deliver the efficiency of 0.19 day with a single GPU who ranks the best in reinforcement learning based NAS approaches. The proposed broad scalable architectures who contributes to reduce search cost and performance drop simultaneously, are the main discrepancy between our approach and ENAS. Furthermore, the utility of broad scalable architectures is guaranteed for Cell search space based NAS approaches (e.g., P-DARTS and PC-DARTS). As a result, we believe that the combination of the proposed broad scalable architecture and PC-DARTS can deliver state-of-the-art efficiency.

VI. CONCLUSIONS

In this paper, we propose a NAS approach using broad scalable architecture dubbed BNAS. The core idea is designing a scalable architecture with broad topology dubbed BCNN for replacing the deep one to accelerate the search process further. Particularly, we also propose two variants for BNAS dubbed BNAS-CCLE and BNAS-CCE to examine the generalization performance of the proposed approach. Moreover, the main difference between BNAS and its variants is the topologies of broad scalable architectures. Focusing on two hyper-parameters of the proposed broad scalable architectures, substantial experiments are performed for the optimal determination of BNAS and its two variants. Experimental results show that deep Cell and enhancement Cell play identical role in BNAS and BNAS-CCLE rather BNAS-CCE whose the topology of scalable architecture is more deep.

Through substantial experiments on CIFAR-10 and ImageNet, the effectiveness of efficiency and performance improvement of broad scalable architecture can be proven for automatic architecture design. From the point of efficiency, our approach delivers 0.19 GPU day (2.37x less than ENAS) that ranks the best in reinforcement learning based NAS approaches on CIFAR-10. From the point of performance, our approach achieves state-of-the-art performance for both small and large scales image classification task in particular for small-sized model on CIFAR-10. For ImageNet, BNAS achieves comparative performance using state-of-the-art parameter counts.

Furthermore, the utility of broad scalable architecture can be guaranteed for Cell-based NAS approaches. As a result, we are going to insert the proposed broad scalable architecture into other NAS frameworks (e.g. evolutionary computation and gradient-based) for efficiency improvement.

REFERENCES

- [1] D. Zhao, Y. Chen, and L. Lv, "Deep reinforcement learning with visual attention for vehicle classification," *IEEE Transactions on Cognitive and Developmental Systems*, vol. 9, no. 4, pp. 356–367, 2017.
- [2] Y. Chen, D. Zhao, L. Lv, and Q. Zhang, "Multi-task learning for dangerous object detection in autonomous driving," *Information Sciences*, vol. 432, pp. 559–571, 2018.
- [3] X. Liu, B. Hu, Q. Chen, X. Wu, and J. You, "Stroke sequence-dependent deep convolutional neural network for online handwritten chinese character recognition," *IEEE Transactions on Neural Networks and Learning Systems*, 2020.
- [4] D. Mellouli, T. M. Hamdani, J. J. Sanchez-Medina, M. B. Ayed, and A. M. Alimi, "Morphological convolutional neural network architecture for digit recognition," *IEEE Transactions on Neural Networks and Learning Systems*, vol. 30, no. 9, pp. 2876–2885, 2019.
- [5] K. Shao, Y. Zhu, and D. Zhao, "Starcraft micromanagement with reinforcement learning and curriculum transfer learning," *IEEE Transactions on Emerging Topics in Computational Intelligence*, vol. 3, no. 1, pp. 73–84, 2019.
- [6] K. Shao, D. Zhao, N. Li, and Y. Zhu, "Learning battles in vizard via deep reinforcement learning," in *2018 IEEE Conference on Computational Intelligence and Games (CIG)*. IEEE, 2018, pp. 1–4.
- [7] D. Li, D. Zhao, Y. Chen, and Q. Zhang, "Deepsign: Deep learning based traffic sign recognition," in *2018 International Joint Conference on Neural Networks (IJCNN)*. IEEE, 2018, pp. 1–6.
- [8] H. Li, Q. Zhang, and D. Zhao, "Deep reinforcement learning-based automatic exploration for navigation in unknown environment," *IEEE Transactions on Neural Networks and Learning Systems*, vol. 31, no. 6, pp. 2064–2076, 2020.
- [9] B. Zoph and Q. V. Le, "Neural architecture search with reinforcement learning," in *International Conference on Learning Representations (ICLR)*, 2017.
- [10] A. Brock, T. Lim, J. M. Ritchie, and N. J. Weston, "Smash: One-shot model architecture search through hypernetworks," in *International Conference on Learning Representations (ICLR)*, 2018.
- [11] B. Zoph, V. Vasudevan, J. Shlens, and Q. V. Le, "Learning transferable architectures for scalable image recognition," in *Proceedings of the IEEE Conference on Computer Vision and Pattern Recognition (CVPR)*, 2018, pp. 8697–8710.
- [12] Y. Chen, R. Gao, F. Liu, and D. Zhao, "Modulenet: Knowledge-inherited neural architecture search," *arXiv preprint arXiv:2004.05020*, 2020.
- [13] Y. Sun, B. Xue, M. Zhang, and G. G. Yen, "Completely automated cnn architecture design based on blocks," *IEEE Transactions on Neural Networks and Learning Systems*, vol. 31, no. 4, pp. 1242–1254, 2020.
- [14] C. Liu, L.-C. Chen, F. Schroff, H. Adam, W. Hua, A. L.

- Yuille, and L. Fei-Fei, “Auto-deeplab: Hierarchical neural architecture search for semantic image segmentation,” in *Proceedings of the IEEE Conference on Computer Vision and Pattern Recognition (CVPR)*, 2019, pp. 82–92.
- [15] H. Liu, K. Simonyan, and Y. Yang, “Darts: Differentiable architecture search,” in *International Conference on Learning Representations (ICLR)*, 2018.
- [16] H. Pham, M. Guan, B. Zoph, Q. Le, and J. Dean, “Efficient neural architecture search via parameters sharing,” in *International Conference on Machine Learning (ICLR)*, 2018, pp. 4095–4104.
- [17] E. Real, A. Aggarwal, Y. Huang, and Q. V. Le, “Regularized evolution for image classifier architecture search,” in *Proceedings of the AAAI Conference on Artificial Intelligence (AAAI)*, vol. 33, 2019, pp. 4780–4789.
- [18] Z. Ding, Y. Chen, N. Li, and D. Zhao, “Simplified space based neural architecture search,” in *2019 IEEE Symposium Series on Computational Intelligence (SSCI)*. IEEE, 2019, pp. 43–49.
- [19] N. Li, Y. Chen, Z. Ding, and D. Zhao, “Light-weight neural architecture search for resource-constrained device,” in *2019 Chinese Automation Congress (CAC)*, 2019.
- [20] N. Li, Y. Chen, Z. Ding, and D. Zhao, “Shift-invariant convolutional network search,” in *2020 International Joint Conference on Neural Networks (IJCNN)*. IEEE, 2020.
- [21] T. DeVries and G. W. Taylor, “Improved regularization of convolutional neural networks with cutout,” *arXiv preprint arXiv:1708.04552*, 2017.
- [22] H. Liu, K. Simonyan, O. Vinyals, C. Fernando, and K. Kavukcuoglu, “Hierarchical representations for efficient architecture search,” in *International Conference on Learning Representations (ICLR)*, 2018.
- [23] C. Liu, B. Zoph, M. Neumann, J. Shlens, W. Hua, L. Li, L. FeiFei, A. Yuille, J. Huang, and K. Murphy, “Progressive neural architecture search,” in *Proceedings of the European Conference on Computer Vision (ECCV)*, 2018, pp. 19–34.
- [24] T. Elsken, J. H. Metzen, and F. Hutter, “Efficient multi-objective neural architecture search via lamarckian evolution,” in *International Conference on Learning Representations (ICLR)*, 2018.
- [25] J. Dong, A. Cheng, D. Juan, W. Wei, and M. Sun, “Dpp-net: Device-aware progressive search for pareto-optimal neural architectures,” in *Proceedings of the European Conference on Computer Vision (ECCV)*, 2018, pp. 517–531.
- [26] X. Chen, L. Xie, J. Wu, and Q. Tian, “Progressive differentiable architecture search: Bridging the depth gap between search and evaluation,” in *Proceedings of the IEEE International Conference on Computer Vision (ECCV)*, 2019, pp. 1294–1303.
- [27] Y. Xu, L. Xie, X. Zhang, X. Chen, G.-J. Qi, Q. Tian, and H. Xiong, “PC-DARTS: Partial channel connections for memory-efficient architecture search,” in *International Conference on Learning Representations (ICLR)*, 2019.
- [28] C. P. Chen and Z. Liu, “Broad learning system: An effective and efficient incremental learning system without the need for deep architecture,” *IEEE Transactions on Neural Networks and Learning Systems*, vol. 29, no. 1, pp. 10–24, 2017.
- [29] C. P. Chen, Z. Liu, and S. Feng, “Universal approximation capability of broad learning system and its structural variations,” *IEEE Transactions on Neural Networks and Learning Systems*, vol. 30, no. 4, pp. 1191–1204, 2018.
- [30] Y. Pao and Y. Takefuji, “Functional-link net computing: theory, system architecture, and functionalities,” *Computer*, vol. 25, no. 5, pp. 76–79, 1992.
- [31] Y. Pao, G. Park, and D. J. Sobajic, “Learning and generalization characteristics of the random vector functional-link net,” *Neurocomputing*, vol. 6, no. 2, pp. 163–180, 1994.
- [32] F. Chollet, “Xception: Deep learning with depthwise separable convolutions,” in *Proceedings of the IEEE Conference on Computer Vision and Pattern Recognition (CVPR)*, 2017, pp. 1251–1258.
- [33] S. Hochreiter and J. Schmidhuber, “Long short-term memory,” *Neural Computation*, vol. 9, no. 8, pp. 1735–1780, 1997.
- [34] R. J. Williams, “Simple statistical gradient-following algorithms for connectionist reinforcement learning,” *Machine Learning*, vol. 8, no. 3-4, pp. 229–256, 1992.
- [35] F. M. Carlucci, P. Esperanca, R. Tutunov, M. Singh, V. Gabillon, A. Yang, H. Xu, Z. Chen, and J. Wang, “Manas: Multi-agent neural architecture search,” *arXiv preprint arXiv:1909.01051*, 2019.
- [36] I. Loshchilov and F. Hutter, “SGDR: Stochastic gradient descent with warm restarts,” in *International Conference on Machine Learning (ICLR)*, 2017.
- [37] C. Szegedy, W. Liu, Y. Jia, P. Sermanet, S. Reed, D. Anguelov, D. Erhan, V. Vanhoucke, and A. Rabinovich, “Going deeper with convolutions,” in *Proceedings of the IEEE Conference on Computer Vision and Pattern Recognition (CVPR)*, 2015, pp. 1–9.
- [38] A. G. Howard, M. Zhu, B. Chen, D. Kalenichenko, W. Wang, T. Weyand, M. Andreetto, and H. Adam, “Mobilenets: Efficient convolutional neural networks for mobile vision applications,” *arXiv preprint arXiv:1704.04861*, 2017.
- [39] X. Zhang, X. Zhou, M. Lin, and J. Sun, “Shufflenet: An extremely efficient convolutional neural network for mobile devices,” in *Proceedings of the IEEE Conference on Computer Vision and Pattern Recognition (CVPR)*, 2018, pp. 6848–6856.
- [40] B. Wu, X. Dai, P. Zhang, Y. Wang, F. Sun, Y. Wu, Y. Tian, P. Vajda, Y. Jia, and K. Keutzer, “Fbnet: Hardware-aware efficient convnet design via differentiable neural architecture search,” in *Proceedings of the IEEE Conference on Computer Vision and Pattern Recognition (CVPR)*, 2019, pp. 10 734–10 742.

TABLE IV
HYPER-PARAMETERS DETERMINATION FOR BNAS AND BNAS-CCE

Approach	v_s	v_d	k_d	Accuracy (%)					Mean \pm Var (%)
				Arch-1	Arch-2	Arch-3	Arch-4	Arch-5	
BNAS		1	0	94.56	95.50	95.51	95.64	95.78	95.40 \pm 0.19
			1	96.42	96.63	96.56	96.21	96.64	96.49 \pm 0.03
			2	96.32	96.78	96.51	96.58	96.32	96.50 \pm 0.03
		2	0	94.34	95.53	95.60	96.02	95.80	95.46 \pm 0.34
			1	96.40	96.56	96.36	96.48	96.37	96.43 \pm 0.01
			2	95.85	96.65	96.51	96.41	96.58	96.40 \pm 0.08
		3	0	93.95	95.75	95.57	95.37	94.97	95.12 \pm 0.41
			1	96.49	96.59	96.53	96.24	96.50	96.47 \pm 0.01
			2	96.57	96.79	96.01	96.56	96.64	96.51 \pm 0.07
		1	0	95.20	95.65	94.74	95.86	95.11	95.31 \pm 0.16
			1	96.86	96.82	96.28	96.77	96.79	96.70 \pm 0.05
			2	96.83	96.36	96.43	96.76	96.72	96.62 \pm 0.04
		2	0	94.72	93.89	93.12	95.56	95.72	94.60 \pm 0.98
			1	96.79	96.46	96.45	96.56	96.49	96.55 \pm 0.02
			2	96.73	96.37	96.48	96.72	96.74	96.61 \pm 0.02
		3	0	95.44	95.52	95.28	95.55	94.85	95.33 \pm 0.07
			1	96.70	96.72	96.47	96.55	96.66	96.62 \pm 0.01
			2	96.76	96.01	96.63	96.50	96.82	96.54 \pm 0.08
BNAS-CCE		1	0	95.24	95.34	94.11	93.76	94.74	94.64 \pm 0.38
			1	96.08	95.91	96.07	96.17	95.55	95.96 \pm 0.05
			2	96.40	95.79	95.96	96.42	96.68	96.25 \pm 0.11
		2	0	94.89	95.41	94.91	94.78	95.05	95.01 \pm 0.05
			1	95.82	95.89	96.13	96.00	95.33	95.83 \pm 0.08
			2	96.38	96.55	95.94	96.15	95.83	96.17 \pm 0.07
		3	0	95.73	95.42	95.43	95.26	95.53	95.47 \pm 0.02
			1	96.30	95.93	96.46	96.25	95.92	96.17 \pm 0.05
			2	96.42	95.74	96.07	95.94	96.01	96.04 \pm 0.05
		1	0	95.51	95.51	95.03	95.85	95.65	95.51 \pm 0.07
			1	96.22	96.17	96.67	96.53	96.40	96.40 \pm 0.04
			2	95.62	96.73	96.40	96.64	96.68	96.41 \pm 0.17
		2	0	95.06	95.78	94.74	95.38	95.61	95.31 \pm 0.14
			1	96.32	96.11	95.91	96.39	96.42	96.23 \pm 0.04
			2	96.71	96.56	96.13	96.63	96.77	96.56 \pm 0.05
		3	0	95.39	95.53	95.53	95.31	95.87	95.53 \pm 0.04
			1	95.70	96.07	96.25	96.54	96.10	96.13 \pm 0.07
			2	96.44	96.63	96.48	96.41	96.56	96.50 \pm 0.01