

# On Optimal Multi-user Beam Alignment in Millimeter Wave Wireless Systems

Abbas Khalili<sup>†</sup>, Shahram Shahsavari<sup>‡</sup>, Mohammad A. (Amir) Khojastepour<sup>◊</sup>, Elza Erkip<sup>†</sup>

<sup>†</sup>NYU Tandon School of Engineering, <sup>‡</sup>University of Waterloo, <sup>◊</sup>NEC Laboratories America, Inc.

Emails: <sup>†</sup>{ako274, elza}@nyu.edu, <sup>‡</sup>shahram.shahsavari@uwaterloo.ca, <sup>◊</sup>amir@nec-labs.com

**Abstract**—Directional transmission patterns (a.k.a. *narrow beams*) are the key to wireless communications in millimeter wave (mmWave) frequency bands which suffer from high path loss and severe shadowing. In addition, the propagation channel in mmWave frequencies incorporates only a few number of spatial clusters requiring a procedure to align the corresponding narrow beams with the angle of departure (AoD) of the channel clusters. The objective of this procedure, called *beam alignment* (BA) is to increase the beamforming gain for subsequent data communication. Several prior studies consider optimizing BA procedure to achieve various objectives such as reducing the BA overhead, increasing throughput, and reducing power consumption. While these studies mostly provide optimized BA schemes for scenarios with a single active user, there are often multiple active users in practical networks. Consequently, it is more efficient in terms of BA overhead and delay to design multi-user BA schemes which can perform beam management for multiple users collectively. This paper considers a class of multi-user BA schemes where the base station performs a one shot scan of the angular domain to simultaneously localize multiple users. The objective is to minimize the average of expected width of remaining uncertainty regions (UR) on the AoDs after receiving users' feedbacks. Fundamental bounds on the optimal performance are analyzed using information theoretic tools. Furthermore, a beam design optimization problem is formulated and a practical BA scheme, which provides significant gains compared to the *beam sweeping* used in 5G standard is proposed.

## I. INTRODUCTION

Millimeter wave (mmWave) frequency bands provide large bandwidth which can be used to achieve multi-Gbps throughputs in next generation wireless networks [1]. High path loss and intense shadowing are among the major obstacles to increase data rate in such high frequency bands [2]. To overcome these effects, several beamforming (BF) techniques have been proposed to concentrate the transmitted energy toward the point of interest using directional transmission patterns, i.e., narrow beams [3]. On the other hand, experimental studies reveal that mmWave channel incorporates a few spatial clusters due to wave propagation properties in mmWave frequencies [4]. Therefore, it is crucial to devise beam alignment (BA) techniques (also known as *beam search* and *beam training*) to align the narrow transmission beams with the direction of channel, i.e., the angle of departure (AoD) associated with clusters of the channel [5].

A slight misalignment between the beam direction and the AoD of the channel can diminish the BF gain required

for high data rates when using narrow beams [6], [7]. As a result, a wide range of beam alignment (BA) techniques have been proposed to find the best beam direction [7]–[16]. These techniques can be used in the initial access procedure where the users try to connect to the base station (BS) and get access to network resources [8], [9], or after initial access for beam tracking where the goal is to adjust the beam directions to compensate for the changes in angle of arrival (AoA) or AoD caused by mobility or the propagation environment [7], [17]. *Exhaustive search* (ES) algorithms (also known as *beam sweeping*) scan various directions using a set of beams (usually from a codebook), and choose the beam with the highest received power [8], [9]. To reduce the overhead incurred by ES, *hierarchical search* (HS) algorithms are proposed which search wider sectors first using coarser beams, and then refine the search within the best sector [10], [11].

BA schemes can be categorized into two classes, namely *non-interactive* BA (NI-BA) and *interactive* BA (I-BA) methods. In NI-BA, the scanning phase occurs first by the transmitter and the receiver's feedback is sent after performing all the scans. ES is an example for NI-BA. In I-BA, on the other hand, the receiver sends a number of feedback messages during the scanning phase and the transmitter uses that information in the subsequent scans. An example of I-BA is HS.

BA procedure (i.e. the angular span and location of the probed sectors) can be optimized to achieve various objectives such as minimizing power consumption [18], [19] or maximizing average throughput [11], [12]. While I-BA can potentially lead to a higher performance compared to NI-BA [17], most of the optimized I-BA algorithms proposed in the literature consider the scenario with a single user [11], [12] or two users [20] and it is not straightforward to generalize them for multi-user scenarios. Nonetheless, there are often multiple users in practical networks and it is more efficient in terms of BA overhead and delay to devise optimized BA strategies which adjust the beam for multiple users simultaneously. Moreover, optimizing NI-BA is more tractable in multi-user scenarios as the scanning phase is independent of the users' feedback and can be performed once for all users.

In this paper, we investigate the problem of optimal single-cell multi-user NI-BA where the users have omnidirectional transmission and reception patterns during the BA phase and the BS can steer the beams using a massive antenna array in mmWave bands. We formulate an optimization problem to find the NI-BA procedure that minimizes the weighted

This work is supported by National Science Foundation grants EARS-1547332, SpecEES-1824434, and NYU WIRELESS Industrial Affiliates.

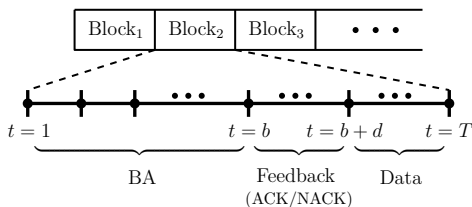


Fig. 1: Time slotted system.

average expected widths of remaining URs on the AoDs where the weights are chosen based on user priorities. We provide information theoretic upper and lower-bounds on the optimal performance and formulate optimization problems both for unconstrained beams and contiguous beams. We show that our proposed schemes, which are given by the solution to the optimization problems, provide significant gains compared to the ES scheme used in 5G standard.

## II. SYSTEM MODEL AND PRELIMINARIES

We consider the downlink of a single-cell mmWave scenario including a BS and  $N$  users. We consider the case where the propagation channel between the BS and the users consists of one path (spatial cluster). This assumption has been adopted in several prior studies [11], [18], and is supported by experimental studies [4]. We assume that the channels are stationary in the time interval of interest. Let  $\Psi_j, j \in [N]$ <sup>1</sup> denote the random AoD corresponding to the channel from the BS to the  $j^{\text{th}}$  user. We consider an arbitrary probability distribution function (PDF)  $f_{\Psi_j}(\cdot)$  for  $\Psi_j$  over  $(0, 2\pi]$ . This distribution reflects the prior knowledge about the AoD, which for example could correspond to the previously localized AoD in beam tracking applications.

We assume that the BS has a massive antenna array as envisioned for mmWave communications [1] while the user has an omni-directional transmission and reception pattern for the BA phase. Furthermore, as in [11], [21], we consider a single RF chain along with analog BF at the BS due to practical considerations such as power consumption. To model the directionality of the BS transmission due to BF, we adopt a *sectorized antenna* model from [22], characterized by two parameters: a constant main-lobe gain and the angular coverage region (ACR) which is the union of the angular interval(s) covered by the main-lobe. This model has been adopted in several other studies to model the BF gain of antenna arrays (e.g. [23]–[25]) or the radiation pattern of the directional antennas (e.g. [26], [27]). We neglect the effect of the side-lobes. While this ideal model is considered for theoretical tractability, modifications such as the ones presented at [12] may be applied to generalize the antenna model for practical scenarios where the beam pattern roll-off is not sharp.

We consider a time division duplex (TDD) protocol in which time is divided into blocks of  $T$  time slots as depicted in Fig. 1. At each block, the first  $b+d$  slots are used for NI-BA where the BS uses the first  $b$  slots to scan the angular space and the next  $d$  slots are used to collect the users' feedback (including

the processing delays). The final  $T - b - d$  slots are used for data communications. In this paper, we focus on the BA phase whose main objective is to localize the users' AoDs as accurately as possible such that narrower beams (which are translated to higher BF gains) can be used to serve the users during data communication phase. At each time slot  $i \in [b]$  during the BA phase, the BS transmits a probing packet using a beam with ACR  $\Phi_i$  to scan that angular region. While the users are silent during the first  $b$  time slots, in the next  $d$  slots, each user sends a feedback message to the BS (e.g. through low-frequency control channels [1]) including the indices of the beams whose corresponding probing packets are received by that user. Therefore, this feedback message can determine if the AoD of the user belongs to the ACR of each beam, considered as Acknowledgment (ACK), or not which is considered as negative ACK (NACK). In this paper, we assume that the packets used for scanning during BA are received without noise at the users. Similarly, we assume that the feedback received at the BS is without any error [7], [11], [12]. Based on the feedback, the BS infers an UR for the AoD of the channel of each user. During the data communication phase, a beam with an ACR covering the UR is used. Let  $B(\Psi_j)$  denote the UR of AoD of user  $j$  and  $\Theta_i(\Psi_j) = \Phi_i$  if  $\Psi_j \in \Phi_i$  (ACK), and  $\Theta_i(\Psi_j) = (0, 2\pi] - \Phi_i$  otherwise (NACK). Then, we have

$$B(\Psi_j) = \cap_{i=1}^b \Theta_i(\Psi_j), j \in [N]. \quad (1)$$

For any BA strategy with a given set of scanning beams  $\{\Phi_i\}_{i=1}^b$ , let  $\{u_k\}_{k=1}^M$  denote the set of all possible values for  $B(\Psi_j), j \in [N]$ . Note that  $M \leq 2^b$  and its exact value depends on the set of scanning beams. It can be shown that  $u_k$ s partition the interval  $(0, 2\pi]$ , i.e.  $u_k \cap u_{k'} = \emptyset, \forall k, k'$  and  $\cup_{k=1}^M u_k = [0, 2\pi)$ . Given a set of weights  $\{w_j \geq 0\}_{j=1}^N, \sum_{j=1}^N w_j = 1$  for users and partition  $\{u_k\}_{k=1}^M$ , we define the weighted average of expected width of users' URs as

$$\bar{U}(\{\Phi_i\}_{i=1}^b) = \sum_{j=1}^N w_j \mathbb{E}[|B(\Psi_j)|], \quad (2)$$

$$\text{where, } \mathbb{E}[|B(\Psi_j)|] = \sum_{k=1}^M |u_k| \int_{\psi \in u_k} f_{\Psi_j}(\psi) d\psi, \quad (3)$$

$$B(\psi) = u_k \quad \text{for } \psi \in u_k. \quad (4)$$

Note that  $|u_k|$  is the Lebesgue measure of  $u_k$ , which would correspond to the total width of the intervals in case when  $u_k$  is the union of a finite number of intervals. The dependence of  $\bar{U}$  on  $\{\Phi_i\}_{i=1}^b$  is in the expectation which is a function of partition  $\{u_k\}_{k=1}^M$  created by  $\{\Phi_i\}_{i=1}^b$ . The weights here could reflect priorities of the users, with  $w_j = 1/N, \forall j \in [N]$  representing the equal priority case. The objective is to design the scanning beams  $\{\Phi_i\}_{i=1}^b$  for a given  $b$  to minimize the weighted average of expected width of users' URs defined in (2). In other words, the goal is to solve the following optimization problem:

$$\{\Phi_i^*\}_{i=1}^b = \arg \min_{\{\Phi_i\}_{i=1}^b} \bar{U}(\{\Phi_i\}_{i=1}^b). \quad (5)$$

<sup>1</sup>We denote by  $[N]$  the set of integers from 1 to  $N$ .

Since the beams used for data communications cover the corresponding URs, the objective of the optimization is equivalent to minimizing the average of the scanning beams beamwidth used for data communications with users. We define  $\bar{U}^*$  as the optimal objective value in optimization (5).

### III. PERFORMANCE ANALYSIS AND BA SCHEMES

In this section, we provide upper and lower-bounds and achievability schemes on  $\bar{U}^*$  and associated BA schemes. To this end, we first show that the multi-user BA problem can be translated to the problem of minimizing the  $\bar{U}^*$  when there is only one user whose AoD PDF is equal to the weighted average of the PDFs of the users. Then, we characterize the properties of the optimal partition  $\{u_k\}_{k=1}^M$  and provide bounds on the performance of the system along with a method for designing the optimal beams.

**Lemma 1.** *The multi-user NI-BA problem with the objective function (2) is equivalent to a single user NI-BA problem with the objective of minimizing the expected width of the partition  $\{u_k\}_{k=1}^M$  and the following prior on the AoD of that user:*

$$f_{\Psi}(\psi) = \sum_{j=1}^N w_j f_{\Psi_j}(\psi), \quad \psi \in (0, 2\pi]. \quad (6)$$

*Proof.* Given any partition  $\{u_k\}_{k=1}^M$  of the interval  $(0, 2\pi]$  and weights  $\{w_j\}_{j=1}^N$ . Following (3),

$$\sum_{j=1}^N w_j \mathbb{E}[|B(\Psi_j)|] = \sum_{j=1}^N \left[ w_j \sum_{k=1}^M |u_k| \int_{x \in u_k} f_{\Psi_j}(x) dx \right] \quad (7)$$

$$= \sum_{k=1}^M |u_k| \int_{z \in u_k} \left[ \sum_{j=1}^N w_j f_{\Psi_j}(z) \right] dz = \mathbb{E}[|B(\Psi)|], \quad (8)$$

where the expectation is over the PDF in (6).  $\square$

Using Lemma 1, for the rest of the paper, we only consider the BA problem for one user with the PDF in (6). It is straightforward to show that the optimal scanning beams in the optimization problem (5) are the ones that can generate an optimal partition  $\{u_k^*\}_{k=1}^M$  such that

$$\begin{aligned} \{u_k^*\}_{k=1}^M &= \arg \min_{u_k, k \in [M]} \sum_{k=1}^M |u_k| \mathbb{P}(\Psi \in u_k) \\ \text{s.t. } &|u_k| \geq 0. \end{aligned} \quad (9)$$

To bound  $\bar{U}^*$ , we note that the partition  $\{u_k\}_{k=1}^M$  created by the beams used for scanning can be viewed as a set of quantization regions and the optimization in (9) is equivalent to designing a quantizer that minimizes the expected width (i.e. Lebesgue measure) of the partition  $\{u_k\}_{k=1}^M$ .

**Proposition 2.** *Consider a scalar quantizer with quantization regions  $\{u_k\}_{k=1}^M$  that partition an interval  $[a, b]$  and a real valued random variable  $X$ , defined on the interval  $[a, b]$ . We have*

$$2^{h(X) - \log M} \leq \mathbb{E}[|Q(X)|], \quad (10)$$

where  $Q(x) = u_k$  for  $x \in u_k$ ,  $|u|$  refers to the Lebesgue measure of the set  $u$ , and  $h(X)$  is the differential entropy of  $X$ . The bound in (10) is tight when  $X$  is a uniform random variable.

*Proof.* Define the discrete random variable  $\hat{X} = k$  if  $X \in u_k$ . Then  $\hat{X}$  has the probability distribution

$$p_i = \mathbb{P}(\hat{X} = k) = \mathbb{P}(X \in u_k) \quad \text{for } k \in [M]. \quad (11)$$

We set

$$\bar{f}_X(x) = \frac{\mathbb{P}(X \in u_k)}{|Q(x)|} \quad \text{for } x \in u_k. \quad (12)$$

$$H(\hat{X}) = \sum_{k=1}^M -p_k \log p_k \quad (13)$$

$$= \sum_{k=1}^M \int_{u_k} -f_X(x) \log(\bar{f}_X(x)|Q(x)|) dx \quad (14)$$

$$= \int_a^b -f_X(x) \log(\bar{f}_X(x)|Q(x)|) dx \quad (15)$$

$$= \int_a^b -f_X(x) \log f_X(x) dx + \int_a^b -f_X(x) \log |Q(x)| dx + \int_a^b -f_X(x) \log \frac{\bar{f}_X(x)}{f_X(x)} dx \quad (16)$$

$$= h(X) - \mathbb{E}[\log |Q(X)|] + D_{KL}(f_X(x) \parallel \bar{f}_X(x)). \quad (17)$$

Using  $H(\hat{X}) \leq \log M$ ,  $D_{KL}(\cdot \parallel \cdot) \geq 0$ , and Jensen's inequality on  $\mathbb{E}[\log |Q(X)|]$  we get (10).  $\square$

While Proposition 2 is useful in bounding the performance for a given partition  $\{u_k\}_{k=1}^M$ , an important question in the design of a BA strategy is how the  $b$  scanning beams  $\{\Phi_i\}_{i=1}^b$  can be optimized to result in the best partition in (9). We investigate this question for two scenarios. We first consider the general case where there are no constraints on the scanning beams  $\{\Phi_i\}_{i=1}^b$  and next, for practical considerations, we study the scanning beams that are constrained to be contiguous, i.e. the case where the ACR of the scanning beams are contiguous angular intervals.

#### A. No Constraints on the Scanning Beams

Theorem 3 bounds  $\bar{U}^*$  and provides a method for designing the scanning beams  $\{\Phi_i\}_{i=1}^b$  when there are no constraints on the beams.

**Theorem 3.** *The optimal value of the objective function in optimization problem (5)  $\bar{U}^*$  is bounded as*

$$\frac{2^{h(\Psi)}}{2^b} \leq \bar{U}^* \leq \frac{2\pi}{2^b}, \quad (18)$$

where  $h(\Psi)$  is the differential entropy of random variable  $\Psi$  with PDF in (6).

*Proof. Lower-bound:* A set of BA scanning beams  $\{\Phi_i\}_{i=1}^b$  results in a partition  $\{u_k\}_{k=1}^M$  of the AoD with  $M \leq 2^b$ . The BA procedure can be thought of as quantization of the angle  $\Psi$  whose distribution is given in (6). Using Lemma 1, we have the lower-bound in the theorem.

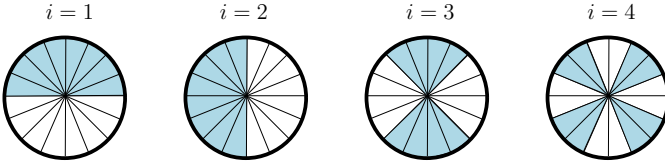


Fig. 2: An example of the proposed BA strategy for  $b = 4$  in the proof of Theorem 3.

*Upper-bound:* Consider the following beams

$$\Phi_1 = (0, \pi], \quad \Phi_2 = \left( \frac{\pi}{2}, \frac{3\pi}{2} \right] \quad (19)$$

$$\Phi_i = \left\{ \left( \frac{\pi}{2^{i-1}}, \frac{3\pi}{2^{i-1}} \right] + \frac{j\pi}{2^{i-3}} \mid j = \{0, 1, \dots, 2^{i-2} - 1\} \right\},$$

for  $i \in [b]$ . These collection of beams, illustrated in Fig. 2 for  $b = 4$ , result in  $\bar{U} = \frac{2\pi}{2^b}$ .  $\square$

When the priors on the users' AoDs are not available, one may assume uniform distribution in which case the upper and lower-bounds in Theorem 3 meet at  $\frac{2\pi}{2^b}$ , which is achievable by the beams given in (19).

In the following, we first show an important property of the optimal partition  $\{u_k^*\}_{k=1}^M$  in (9), then using this property, we design the optimal partition and provide a possible set of scanning beams based on the optimal partition.

For a given partition  $\{u_k\}_{k=1}^M$ , let  $a_k = |u_k|$  be the width of the  $k^{\text{th}}$  region of the partition, hence  $\sum_{k=1}^M a_k = 2\pi$ . Without loss of generality, we assume  $a_1 \leq a_2 \leq \dots \leq a_M$ . Consider differential arcs of width  $d\theta$  and probability  $f_\Psi(\theta)d\theta$ , where  $f_\Psi(\cdot)$  is given by (6). Clearly, for any two arcs, say at  $\theta_i$  and  $\theta_j$  with probabilities  $f_\Psi(\theta_i)d\theta_i \geq f_\Psi(\theta_j)d\theta_j$  the one with larger probability (in this case  $\theta_i$ ) should belong to the region of the partition with smaller width in order to minimize the objective value in (9), otherwise the association can be reversed to achieve smaller value in (9). Therefore, we have the following proposition.

**Proposition 4.** *For the optimal partition  $\{u_k^*\}_{k=1}^M$ , any two differential arcs at  $\theta_i$  and  $\theta_j$  in partition regions  $u_i^*$  and  $u_j^*$ , respectively, satisfy  $f_\Psi(\theta_i) \geq f_\Psi(\theta_j)$  if  $|u_i| < |u_j|$ .*

Let us consider the case that  $f_\Psi(\cdot)$  is a monotonic function over the interval  $(0, 2\pi]$ . Using the Proposition 4, we note that the optimal partition  $\{u_k^*\}_{k=1}^M$  consists of  $M$  contiguous intervals  $u_i^* = (x_i^*, x_{i+1}^*)$  that are defined only based on the boundary points  $x_i^*, i \in [M]$  with  $x_{M+1}^* = x_1^*$ . This simplifies the search for of the optimal partition  $\{u_k^*\}_{k=1}^M$  to finding the boundary values  $x_i^*, i \in [M]$  which are the solutions to the following optimization

$$\arg \min_{x_i, i \in [M]} \sum_{i=1}^M (x_{i+1} - x_i) \int_{x_i}^{x_{i+1}} f_\Psi(x) dx. \quad (20)$$

Building on the design idea for monotonic PDF for AoD, we note that there is always a one-to-one mapping  $g : (0, 2\pi] \rightarrow (0, 2\pi]$  where PDF of  $g(\Psi)$  is monotonic over the interval  $(0, 2\pi]$  for any PDF of AoD  $\Psi$ . Hence, by designing the

optimal partition for  $g(\Psi)$ , one can find the corresponding optimal partition for  $\Psi$ .

Finally, we need to define the optimal scanning beams  $\{\Phi_i\}_{i=1}^b$  in terms of optimal partition  $\{u_k^*\}_{k=1}^M$ . Combining, we have

**Theorem 5.** *The optimal scanning beams in (5) are given by*

$$\Phi_i^* = \cup_{j \in S_i} u_j^*, i \in [b], \quad (21)$$

where  $u_i^* = g^{-1}((x_i^*, x_{i+1}^*))$ , with  $x_i, i \in [2^b]$  being solutions of (20),  $g(\cdot)$  is a mapping such that  $f_{g(\Psi)}(\cdot)$  is monotone over the interval  $(0, 2\pi]$ , and  $S_i$  is the set of all values in  $\{1, \dots, 2^b\}$  for which the  $i^{\text{th}}$  bit in their binary representation is zero.

The optimization in (20) can be solved using standard linear programming software such as CVX [28] when the objective function is convex. While, in general, this optimization can be non-convex for arbitrary PDFs, for small values of  $b$ , one can find a near optimal solution by an exhaustive search over a fine grid on  $(0, 2\pi]$ . Trivially, for large values of  $b$ , the upper and lower-bounds in Theorem 3 get closer and the explicit construction for the upper-bound in Theorem 3 performs close to the optimal.

In practice, it is not often feasible to realize the beams with non-contiguous ACR and sharp roll-offs. Therefore, while our approach provides the characteristics of the optimal scanning beams described in Theorem 5, it may not necessarily lead to a practical NI-BA. To address this issue, we consider the problem of NI-BA optimization with contiguous beams next.

### B. Scanning with Contiguous Beams

In this section, we constrain the ACR of the scanning beams to be contiguous intervals. When using contiguous scanning beams, the resulting URs may be non-contiguous. In the following, we show that for the optimal contiguous scanning beams  $\{\Phi_i\}_{i=1}^b$  the resulting URs  $\{u_k\}_{k=1}^M$  are also contiguous. The importance of this result is that it not only addresses the practicality of the beams used in the BA phase, but also in the data communication phase where the BS uses a beam covering user's UR to transmit to that user.

**Proposition 6.** *For  $b$  contiguous scanning beams  $\{\Phi_i\}_{i=1}^b$  there are at most  $M = 2b$  URs in the resulting partition  $\{u_k\}_{k=1}^M$ . Furthermore, without loss of generality, the URs in the optimal partition minimizing (9) are contiguous.*

*Proof.* A contiguous scanning beam results in an interval, which is described by its two end points. The collection of  $b$  contiguous beams are thus represented by at most  $2b$  such end points, resulting in at most  $M = 2b$  URs. Given contiguous scanning beams  $\{\Phi_i\}_{i=1}^b$  with partition  $\{u_k\}_{k=1}^M, M < 2b$ . we can create the set  $\{c_i\}_{i=1}^{2b}$  including all the end points of the scanning beams in an ascending manner i.e.,  $c_i \leq c_j$  for  $i \leq j$ . Define the beams  $\{\Phi'_i\}_{i=1}^{2b}$  as  $\Phi'_i = (c_i, c_{i+b}]$ . These beams form the partition  $\{u'_k\}_{k=1}^{M'}, M' \geq M$ . It is easy to verify that these URs are contiguous and the partition  $\{u_k\}_{k=1}^M$

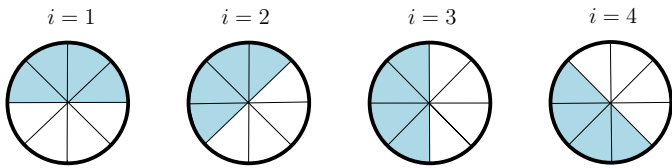


Fig. 3: An example of the proposed BA scheme when scanning beams are contiguous for  $b = 4$  in the proof of Theorem 7.

is formed by grouping  $u'_k$ 's together. Therefore,  $\{u'_k\}_{k=1}^{M'}$  has less expected width than  $\{u_k\}_{k=1}^M$ .  $\square$

Theorem 7 below bounds the optimal performance when contiguous scanning beams are used.

**Theorem 7.** *The optimal value of the objective function  $\bar{U}^*$  in optimization problem (5) when contiguous scanning beams are used is bounded as*

$$\frac{2^{h(\Psi)}}{2b} \leq \bar{U}^* \leq \frac{\pi}{b}. \quad (22)$$

*Proof.* The lower-bound is derived similar to that of Theorem 3 using the maximum number of regions as  $2b$  following Prop. 6. For the upper-bound, consider the following beams

$$\Phi_i = \left( \frac{(i-1)\pi}{b}, \pi + \frac{(i-1)\pi}{b} \right], i \in [b]. \quad (23)$$

These beams, illustrated in Fig. 3 for  $b = 4$ , result in expected uncertainty of  $\frac{\pi}{b}$ .  $\square$

Using Proposition 6 and following similar approach as in Theorem 5, the following theorem provides the optimal set of scanning beams for optimization problem in (5). Note that for the uniform distribution on the AoD, the optimal set of contiguous beams corresponds to the ones used in the upper-bound of Theorem 7 and illustrated in Fig. 3 for  $b = 4$ .

**Theorem 8.** *The optimal contiguous scanning beams in (5) are given by*

$$\Phi_i = (x_i^*, x_{i+b}^*], i \in [b], \quad (24)$$

where,  $x_i^*, i \in [2b]$  are the solution to the optimization (20) with  $M = 2b$  regions.

We conclude this section by comparing the performance of our approach with an adaptation of ES to our model. The scanning beams in ES are defined by  $\Phi_i = ((i-1)\frac{2\pi}{b+1}, i\frac{2\pi}{b+1}]$ ,  $i \in [b]$ . To have a fair comparison, we assume that we use the optimal contiguous scanning beams from Theorem 8 since ES beams are also contiguous. Considering a uniform PDF on the AoD, it can be seen that the performance of ES is  $\bar{U}_{ES} = \frac{2\pi}{b+1}$  while the performance of our approach is  $\bar{U}^* = \frac{\pi}{b}$  resulting in a factor of two gain for sufficiently large values of  $b$ . Furthermore, the gain can be larger than  $2\times$  since unlike ES, the proposed method exploits the distribution of AoD. For instance, it can be observed in Fig. 4 that the gains are  $1.53\times, 2\times, 2.4\times, 2.7\times, 2.86\times$  for  $b = 2, 3, 4, 5, 6$ , respectively, when the piecewise uniform distribution  $\Psi \sim f_\Psi = \text{Uniform}((0, \pi/2] \cup (\pi, 3\pi/2])$  is adopted. This distribution can represent for example a two-user scenario where

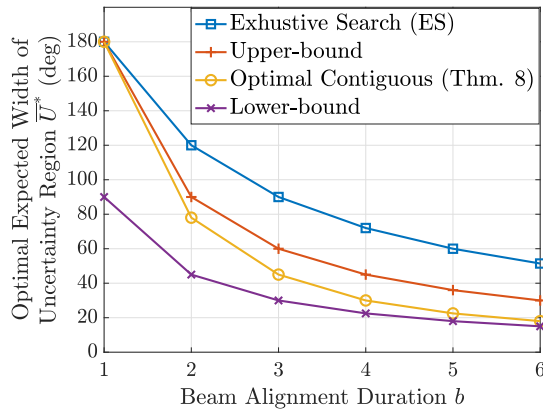


Fig. 4: The figure shows the optimal objective using the optimal scanning beams introduced in Theorem 8, upper-bound and lower-bound on the optimal objective from Theorem 7, as well as the performance of ES.

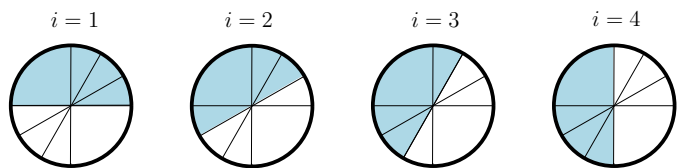


Fig. 5: Scanning beams and corresponding URs of the example in Fig. 4 when  $b = 4$ .

$f_{\Psi_1} = \text{Uniform}((0, \pi/2])$ ,  $f_{\Psi_2} = \text{Uniform}((\pi, 3\pi/2])$ , and  $w_1 = w_2 = 1/2$ . Fig. 4 also indicates that the difference between upper-bound and lower-bound presented in Theorem 7 is sufficiently small for relatively large values of  $b$  such that one can use the construction introduced in the proof of that Theorem to achieve the upper-bound. Fig. 5 illustrates the optimal scanning beams along with the corresponding URs for  $b = 4$  when PDF is  $f_\Psi$ . We observe that the optimal strategy creates narrower URs in the first and third quarters where the PDF is non-zero as expected.

## IV. CONCLUSION

In this paper, we have investigated the multi-user non-interactive beam alignment problem in mmWave systems where the objective is to minimize the average of expected width of remaining uncertainty regions on the AoDs after receiving users' feedbacks. The problem is investigated for two scenarios: i) when there are no constraints on the beam alignment scanning beams and ii) when they have to be contiguous. We have provided information theoretic bounds on the optimal performance and proposed methods to design the optimal scanning beams for both scenarios. Additionally, we have proved that using optimal contiguous scanning beams will lead to contiguous uncertainty regions for users which implies that a contiguous beam can also be used for data communications after the beam alignment. Furthermore, we have shown that the performance of our proposed approach improves that of exhaustive search, a well-known approach considered in 5G standard, by a factor of two.

## REFERENCES

- [1] S. Rangan, T. S. Rappaport, and E. Erkip, "Millimeter-wave cellular wireless networks: Potentials and challenges," *Proceedings of the IEEE*, vol. 102, no. 3, pp. 366–385, March 2014.
- [2] T. S. Rappaport, J. N. Murdock, and F. Gutierrez, "State of the art in 60-GHz integrated circuits and systems for wireless communications," *Proceedings of the IEEE*, vol. 99, no. 8, pp. 1390–1436, 2011.
- [3] S. Kuttu and D. Sen, "Beamforming for millimeter wave communications: An inclusive survey," *IEEE Communications Surveys & Tutorials*, vol. 18, no. 2, pp. 949–973, 2016.
- [4] M. R. Akdeniz, Y. Liu, M. K. Samimi, S. Sun, S. Rangan, T. S. Rappaport, and E. Erkip, "Millimeter wave channel modeling and cellular capacity evaluation," *IEEE Journal on Selected Areas in Communications*, vol. 32, no. 6, pp. 1164–1179, 2014.
- [5] M. Giordani, M. Polese, A. Roy, D. Castor, and M. Zorzi, "A tutorial on beam management for 3GPP NR at mmWave frequencies," *IEEE Communications Surveys & Tutorials*, 2018.
- [6] T. Nitsche, A. B. Flores, E. W. Knightly, and J. Widmer, "Steering with eyes closed: Mm-Wave beam steering without in-band measurement," in *Conference on Computer Communications (INFOCOM)*. IEEE, April 2015, pp. 2416–2424.
- [7] S. Shahsavari, M. Khojastepour, and E. Erkip, "Robust beam tracking and data communication in millimeter wave mobile networks," in *International Symposium on Modeling and Optimization in Mobile, Ad Hoc, and Wireless Networks*, Jun. 2019.
- [8] C. N. Barati, S. A. Hosseini, M. Mezzavilla, T. Korakis, S. S. Panwar, S. Rangan, and M. Zorzi, "Initial access in millimeter wave cellular systems," *IEEE Transactions on Wireless Communications*, vol. 15, no. 12, pp. 7926–7940, 2016.
- [9] M. Giordani, M. Mezzavilla, C. N. Barati, S. Rangan, and M. Zorzi, "Comparative analysis of initial access techniques in 5G mmWave cellular networks," in *Annual Conference on Information Science and Systems (CISS)*. IEEE, 2016.
- [10] V. Desai, L. Krzymien, P. Sartori, W. Xiao, A. Soong, and A. Alkhateeb, "Initial beamforming for mmWave communications," in *48th Asilomar Conference on Signals, Systems and Computers*. IEEE, 2014, pp. 1926–1930.
- [11] M. Hussain and N. Michelusi, "Throughput optimal beam alignment in millimeter wave networks," in *Information Theory and Applications Workshop (ITA), 2017*. IEEE, 2017, pp. 1–6.
- [12] S. Shahsavari, M. A. A. Khojastepour, and E. Erkip, "Beam training optimization in millimeter-wave systems under beamwidth, modulation and coding constraints," in *30th Annual International Symposium on Personal, Indoor and Mobile Radio Communications (PIMRC)*. IEEE, Sep. 2019, pp. 1–7.
- [13] S. Khosravi, H. S. Ghadikolaei, and M. Petrova, "Efficient beamforming for mobile mmwave networks," *arXiv preprint arXiv:1912.12118*, 2019.
- [14] S.-E. Chiu, N. Ronquillo, and T. Javidi, "Active learning and CSI acquisition for mmWave initial alignment," *IEEE Journal on Selected Areas in Communications*, vol. 37, no. 11, pp. 2474–2489, 2019.
- [15] Y. Shabara, C. E. Koksall, and E. Ekici, "Linear block coding for efficient beam discovery in millimeter wave communication networks," in *Conference on Computer Communications (INFOCOM)*. IEEE, 2018, pp. 2285–2293.
- [16] A. Klautau, P. Batista, N. González-Prelcic, Y. Wang, and R. W. Heath, "5G MIMO data for machine learning: Application to beam-selection using deep learning," in *Information Theory and Applications Workshop (ITA)*. IEEE, 2018, pp. 1–9.
- [17] N. Michelusi and M. Hussain, "Optimal beam sweeping and communication in mobile millimeter-wave networks," *arXiv preprint arXiv:1801.09306*, 2018.
- [18] M. Hussain and N. Michelusi, "Energy-efficient interactive beam alignment for millimeter-wave networks," *IEEE Transactions on Wireless Communications*, vol. 18, no. 2, pp. 838–851, Feb 2019.
- [19] M. Hussain and N. Michelusi, "Energy efficient beam-alignment in millimeter wave networks," in *51st Asilomar Conference on Signals, Systems, and Computers*. IEEE, 2017.
- [20] R. A. Hassan and N. Michelusi, "Multi-user beam-alignment for millimeter-wave networks," in *Information Theory and Applications Workshop (ITA)*. IEEE, 2018, pp. 1–7.
- [21] M. Hussain and N. Michelusi, "Energy-efficient interactive beam alignment for millimeter-wave networks," *IEEE Transactions on Wireless Communications*, vol. 18, no. 2, pp. 838–851, 2019.
- [22] R. Ramanathan, "On the performance of ad hoc networks with beamforming antennas," in *Proceedings of ACM international symposium on Mobile ad hoc networking & computing*, 2001, pp. 95–105.
- [23] T. Bai and R. W. Heath, "Coverage and rate analysis for millimeter-wave cellular networks," *IEEE Transactions on Wireless Communications*, vol. 14, no. 2, pp. 1100–1114, 2015.
- [24] F. Fund, S. Shahsavari, S. S. Panwar, E. Erkip, and S. Rangan, "Resource sharing among mmWave cellular service providers in a vertically differentiated duopoly," in *IEEE International Conference on Communications (ICC)*, May 2017, pp. 1–7.
- [25] F. Fund, S. Shahsavari, S. S. Panwar, E. Erkip, and S. Rangan, "Do open resources encourage entry into the millimeter wave cellular service market?" in *Proceedings of the Eighth Wireless of the Students, by the Students, and for the Students Workshop*, ser. S3. New York, NY, USA: Association for Computing Machinery, 2016, p. 1214.
- [26] S. Shahsavari, A. Ashikhmin, E. Erkip, and T. L. Marzetta, "Coordinated multi-point massive mimo cellular systems with sectorized antennas," in *52nd Asilomar Conference on Signals, Systems, and Computers*, Oct 2018, pp. 2130–2135.
- [27] S. Shahsavari, P. Hassanzadeh, A. Ashikhmin, and E. Erkip, "Sectoring in multi-cell massive mimo systems," in *51st Asilomar Conference on Signals, Systems, and Computers*, Oct 2017, pp. 1050–1055.
- [28] M. Grant and S. Boyd, "Graph implementations for nonsmooth convex programs," in *Recent Advances in Learning and Control*, ser. Lecture Notes in Control and Information Sciences, V. Blondel, S. Boyd, and H. Kimura, Eds. Springer-Verlag Limited, 2008, pp. 95–110, [http://stanford.edu/~boyd/graph\\_dcp.html](http://stanford.edu/~boyd/graph_dcp.html).