

Cluster-based Zero-shot learning for multivariate data

Toshitaka Hayashi¹, Hamido Fujita¹

¹Iwate Prefectural University, Iwate, Japan
{g236r002@s.iwate-pu.ac.jp, HFujita-799@acm.org}

Abstract. Supervised learning requires a sufficient training dataset which includes all label. However, there are cases that some class is not in the training data. Zero-Shot Learning (ZSL) is the task of predicting class that is not in the training data(target class). The existing ZSL method is done for image data. However, the zero-shot problem should happen to every data type. Hence, considering ZSL for other data types is required. In this paper, we propose the cluster-based ZSL method, which is a baseline method for multivariate binary classification problems. The proposed method is based on the assumption that if data is far from training data, the data is considered as target class. In training, clustering is done for training data. In prediction, the data is determined belonging to a cluster or not. If data does not belong to a cluster, the data is predicted as target class. The proposed method is evaluated and demonstrated using the KEEL dataset.

Keywords: Zero-shot learning, Clustering, Supervised learning, Multivariate data.

1 Introduction

General supervised learning algorithms require training data for all labels. However, labelling data is a difficult task. Hence, there is a case that data for some labels is not in the training data. In this case, supervised learning algorithms is not suitable. Zero-Shot Learning (ZSL, Also known as zero-data learning)(Larochelle et al. 2008) is developed to solve the problem. The goal of ZSL is predicting unknown labels, which are not in the training data.

In ZSL, there are two types of class, Train-Class and Target-Class. Train-Class is in the training data. Target-Class is not in the training data. Hence, ZSL can train only data on Train-Class, but it has to predict train-class and target-class.

Most ZSL research is done on image data(Wang et al. 2019). However, the zero-shot problem should happen not only image data but also every data type. Hence considering ZSL for other data types is an important problem. Also, every data type can be represented by a vector. Hence considering ZSL on vector space is the most important problem. It is because if ZSL works on vector space, ZSL

works on every data type. In this paper, we consider ZSL for vector space. In ZSL, it could consider data that is not in training data is the target class. Hence, the prediction could be made based on the assumption data that is far from the training data is the Target Class. Based on the above, we proposed the cluster-based ZSL algorithm. K-cluster is created from training data, and prediction is made using the distance between data and centroids of the clusters.

2 Related Work

2.1 Supervised learning

The supervised classification has achieved much success in many areas. However, in supervised learning, sufficient labelled training data is required for each class. Also, the classifier can only predict the class that is in training data and cannot predict the class that is not in training data(Wang et al. 2019).

For example, the classification problem for data marked as A and B is shown in Figure 1. In this problem, traditional classification find the boundary of the classes from training data. It is suitable for normal data. However it is not suitable for zero-shot data because it is difficult to find a boundary on something that does not have data. In order to solve this problem, different type of algorithms are required.

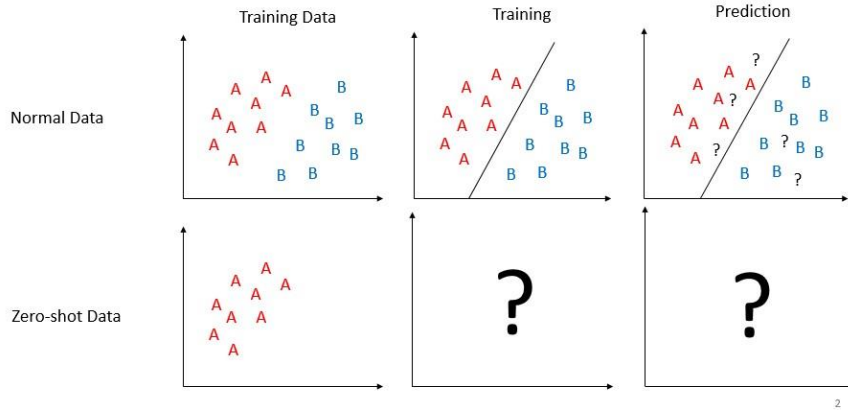


Fig. 1 Zero-shot problem for supervised learning

2.2 Zero-shot learning

The goal of ZSL is to predict class that is not in training data. In ZSL, there are some labelled training data. The class covered by this training data is referred to as

train(seen) class. Also, there are some unlabeled testing data, whose class is not covered by training data. The class is referred to as a target(unseen) class. The initial problem of ZSL is training only train class. Also, test data includes only target class. Hence ZSL is considered as a subfield of transfer learning(Pan et al. 2010,Wang et al. 2019). The model is trained by training class and applied to predict the target class. However, some researches pointed out that the initial problem is unrealistic(Xian et al 2017, Wang et al. 2019); test data should include train class and target class. Hence, Generalized Zero-shot Learning is introduced(Socher et al. 2013, Chao et al. 2016, Xian et al. 2017, Liu et al 2018,Wang et al. 2019). In generalized zero-shot learning, test data includes both train class and target class. Also, recognition of the target class is required.

The most popular ZSL methods are using compatibility function between image feature space and label space(Larochelle et al.2008, Frome et al. 2013, Akata et al. 2013, Akata et al. 2015, Paredes et al. 2015). In order to represent label space, word2vec is utilized. On other hand, Socher et al. (2013) utilized outlier detection to recognize target class. In their method, if data is an outlier, the data is predicted as the target class. Socher et al. (2013) proposed two type outlier detection strategies, using Gaussian model and Local Outlier Probability model(Kriegel et al. 2009).

Moreover, the most existing ZSL research has been done for only image data(Wang et al. 2019). However, the zero-shot problem can be applied not only image data but also other kind of data type. Hence ZSL for other types of data is required. In this paper, we consider ZSL for multivariate data. It is because every data type could be represented as a vector. Hence, ZSL for multivariate data is necessary.

In this paper, we consider ZSL for multivariate binary classification problem. The main problem is how to train data and how to predict the corresponding target class.

3 Method

In this section, we propose a cluster-based ZSL method. The goal is predicting training class or target class. The proposed method is based on the assumption that if data is far from training data, the data is considered as target class. The proposed method is as shown in Figure 2.

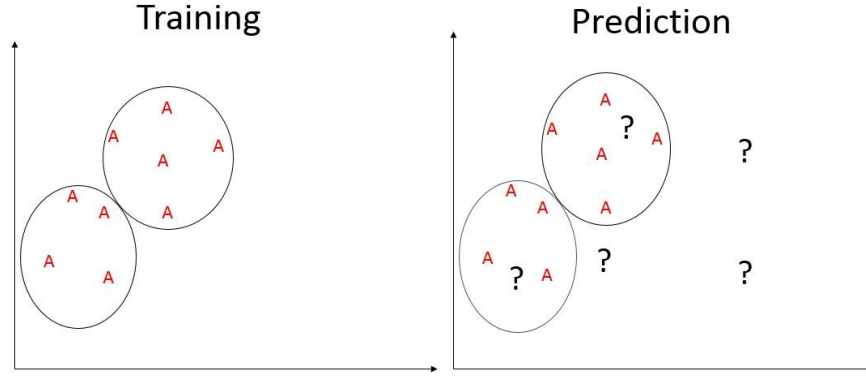


Fig. 2 Cluster-based Zero-shot learning

In training, create k -clusters from the training dataset. The training dataset is constructed by only data for the train class. Hence, all clusters represent train class. Then we calculate thresholds which is the radius of the cluster. If the distance between the data and the cluster is smaller than the threshold, the data belongs to the cluster.

In prediction, we check if the data belongs to any cluster or not. If data does not belong to any cluster, the data is treated as Target Class. Otherwise, the data is treated as Train Class. Whether it belongs to a cluster is determined by the distance between the data and the nearest centroid.

On the basis of the above, we propose cluster-based zero-shot learning framework as shown in Figure 3. k -Clusters and k -thresholds are extracted from training data. Prediction is done by checking data belonging to cluster or not. More details about training and prediction are shown in section 3.1 and section 3.2.

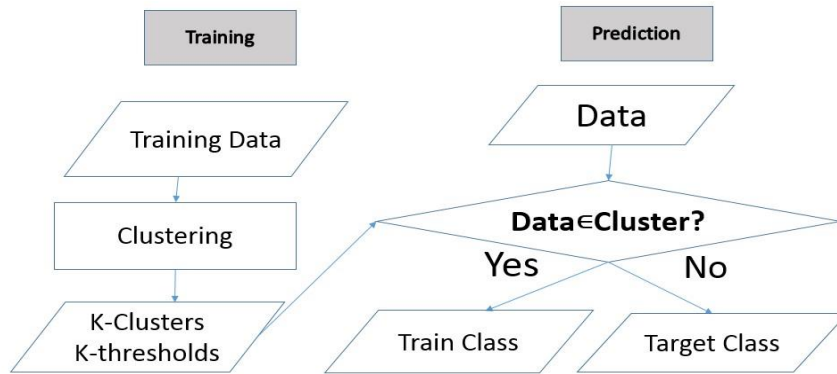


Fig. 3 Cluster-based Zero-shot learning framework

3.1 Training

In training, K-Clusters(Centroids) and K-thresholds are extracted from training data. In this paper, we use k-means for simplicity. Training is done as Fig.4.

Input: Training Data(Train), K
Output: K-centroids(C_1, C_2, \dots, C_k), k-Thresholds(T_1, T_2, \dots, T_k)

1. Make K-Cluster from training dataset.
2. Calculate thresholds for each cluster. The model should treat all training data as train class. Hence, for each cluster, threshold is the distance between centroid and farthest data (data belongs to cluster) from the centroid. Threshold T_k is extracted as given in formula (1). Centroid C_k is the average of the data in the Cluster_k. Hence C_k is calculated as given in formula (2). In order to calculate distance, Euclidean distance is utilized. The formula is as given in formula (3).

Fig. 4 Process of Training

$$T_K = \{\max(\text{distance}(\text{data}, C_K)) \mid \text{data} \in (\text{Train} \cap \text{Cluster}_K)\} \quad (1)$$

$$C_k = \left\{ \frac{\sum \text{data}}{|\text{data}|} \mid \text{data} \in (\text{Train} \cap \text{Cluster}_K) \right\} \quad (2)$$

$$\text{distance}(\text{data}, C) = \sqrt{\sum_{d=1}^n (\text{data}_d - C_d)^2} \quad (3)$$

3.2 Prediction

The goal of prediction is the classification of train class and target class. If data is far from the nearest cluster, the data is considered as target class. Which means if distance between data and centroid of the nearest cluster is higher than threshold, the data is treated as target class. Hence prediction is done as Fig.5.

Input: Test data
Output: Prediction
 C_n is the nearest centroid from test data.

IF $\text{distance}(\text{data}, C_n) > \text{threshold}_n$:
Prediction(data) = Target class

ELSE:
Prediction(data) = Train class

Fig. 5 Process of Prediction

4 Result

The proposed approach has been validated against data listed in section 4.1. The measurement of evaluation is shown in section 4.2. The experiment results are shown in section 4.3.

4.1 The data

In this paper, we use KEEL datasets(Fdez et al.2011) for the evaluation. Six datasets are utilized for the experiment. Every datasets are multivariate dataset for binary classification. The number of dimension and number of instance for each class are shown in Table 1. In this paper, we call class labels as Class 1 and Class 2. Datasets are normalized based on by z-score.

We create zero-shot situation from the datasets. In zero-shot situation, training data consists of only data for train class. Also, testing data consists of data for train class and target class.

In this experiment, one class is utilized as train class. Also, another class is utilized as target class. Half of the data for train class is utilized for training. Another half of data for train class and all data for target class are utilized for testing.

Table 1 description of datasets

dataset	Class labels	dimension	Class 1	Class 2
banana	1 or -1	2	2376	2924
magic	g or h	10	12332	6688
phoneme	1 or 0	5	1586	3818
ring	1 or 0	20	3736	3664
twonorm	1 or 0	57	1812	2785
spambase	1 or 0	20	3697	3703

4.2 Measurement of the evaluation

Evaluation is done using Recall. In this paper, we consider the result of train class and the result of target class separately. Hence, recall is calculated for train class and target class as given in formula (4)-(5). Also, the confusion matrix is shown in Table 2.

$$Recall_{train} = \frac{T_{train}}{T_{train} + F_{Target}} \quad (4)$$

$$Recall_{target} = \frac{T_{target}}{T_{target} + F_{Train}} \quad (5)$$

Table 2 Confusion Matrix

		Predicted	
		Train Class	Target Class
Actual	Train Class	T_{train}	F_{target}
	Target Class	F_{train}	T_{target}

4.3 Experiment result

Experiment result depends on the K-value. For each dataset, the relationship between K-value ($1 \leq K \leq 200$) and Recall is shown in Figure 6 to Figure 11. Each Figure consists of two graphs. For each Figure, left graph shows the result when class 1 is utilized as train class. Also, right graphs show the results when class 2 is utilized as target class. For each graph, solid line represents $Recall_{train}$ and dotted line represents $Recall_{target}$. Also, the vertical axis is Recall, the horizontal axis is K-value.

We think the best K-value should provide balanced $Recall_{train}$ and $Recall_{target}$. Hence, the best K-value is considered as where $Recall_{train}$ and $Recall_{target}$ intersect. Also, we think small K is better for scalability. Therefore, if $Recall_{train}$ and $Recall_{target}$ intersect at a small K, it is considered as good result.

On the basis of the above, we report experiment results. First, the experiments results for banana dataset and two norm dataset are shown as below.

The experiment result for banana dataset is shown in Fig. 6. Where class 1 is utilized as train-class, $recall_{train}$ and $recall_{target}$ is intersect. Based on the intersect point, the best K is 142 and the Recall is 0.75. Where class 2 is utilized as train class, $recall_{train}$ and $recall_{target}$ is intersect. Based on the intersect point, the best K is 132 and the Recall is 0.79.

Also, the experiment result for two norm dataset is shown in Fig. 7. Where class 1 is utilized as train class, $recall_{train}$ and $recall_{target}$ is intersect. Based on the intersect point, the best K is 129 and the Recall is 0.8. Where class 2 is utilized as train class, $recall_{train}$ and $recall_{target}$ is intersect. Based on the intersect point, the best K is 123 and the Recall is 0.8.

In banana dataset and twonorm dataset, the best K-values are lower than 200. It is suitable for scalability. Also, In both datasets, recalls are higher than 0.7. Hence, we can consider proposed method achieves good result for banana and twonorm.

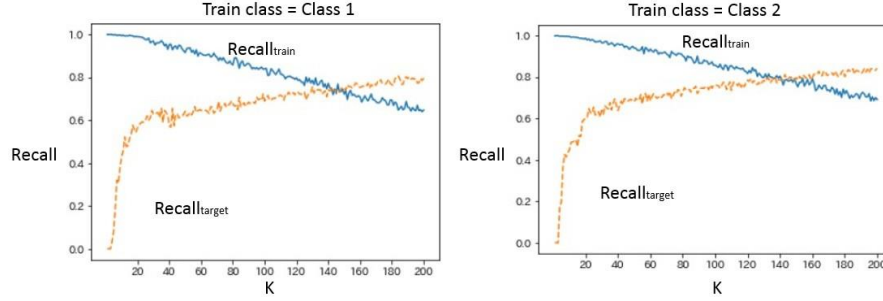


Fig. 6 The experiment results for banana dataset

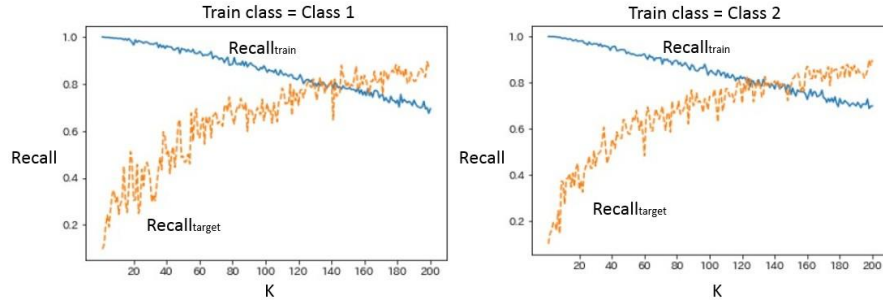


Fig. 7 The experiment results for two norm dataset

The experiments results for magic dataset and spambase dataset are shown as below. The experiment result for magic dataset is shown in Fig. 8. Also, the experiment result for spambase dataset is shown in Fig. 9. In Fig. 8 and Fig. 9, $\text{recall}_{\text{train}}$ and $\text{recall}_{\text{target}}$ are not intersecting in the both graphs. Hence, the best K value is higher than 200. This is not suitable in terms of scalability.

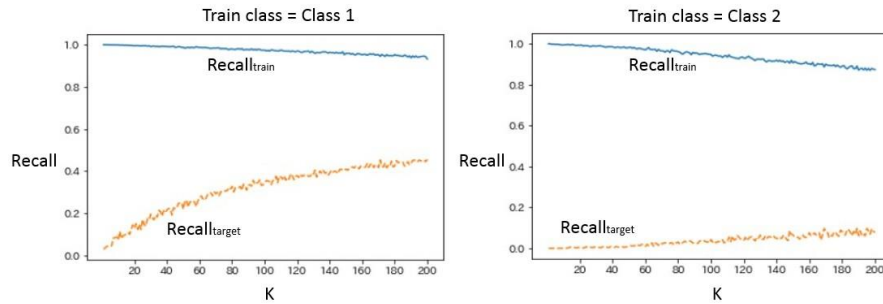


Fig. 8 The experiment results for magic dataset

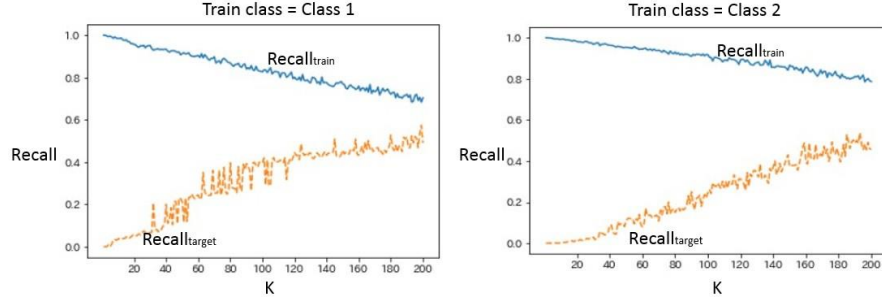


Fig.9 The experiment results for spambase dataset

The experiment results for phoneme dataset and ring dataset are shown as below. The experiment result for phoneme dataset is shown in Fig. 10. Where class 1 is utilized as train class, $\text{recall}_{\text{train}}$ and $\text{recall}_{\text{target}}$ are intersecting. Based on the intersect point, the best K is 113 and the Recall is 0.73. On the other hand, where class 2 is utilized as train class, $\text{recall}_{\text{train}}$ and $\text{recall}_{\text{target}}$ are not intersecting. Hence, the best K is higher than 200.

The result for ring dataset is shown in Fig. 1. Where train class is class 1, $\text{recall}_{\text{train}}$ and $\text{recall}_{\text{target}}$ is intersect. Based on the intersect point, the best K is 27 and the Recall is 0.96. However, where train class is class 2, $\text{recall}_{\text{train}}$ and $\text{recall}_{\text{target}}$ is not intersecting. Hence, the best K value is higher than 200.

In magic dataset and ring dataset, when class 1 is utilized as train class, the best K-value is lower than 200. However, when class 2 is utilized as target class, the best K-value is higher than 200. In this case, training from one side is easy.

However, training from other side is not easy. We think such problem is related to the data distribution.

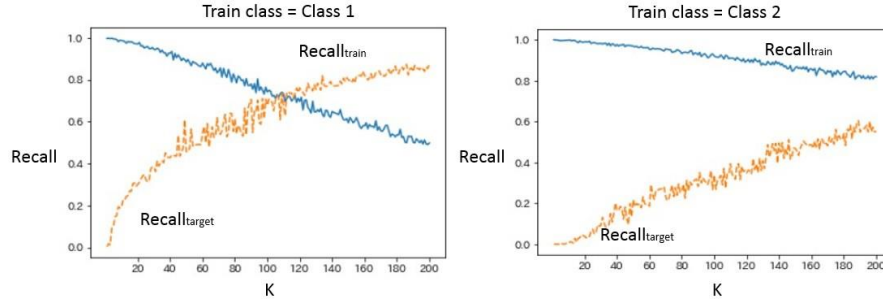


Fig. 10 The experiment results for phoneme dataset

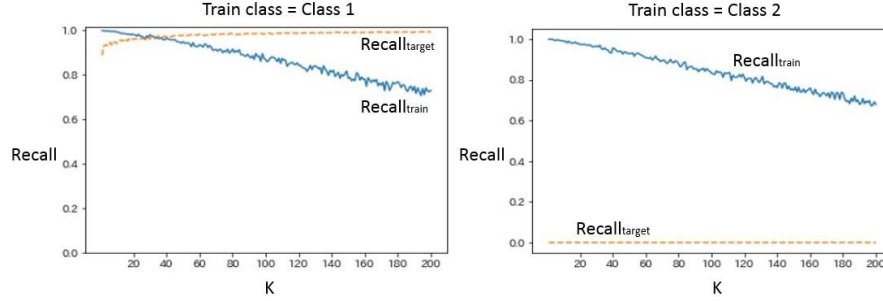


Fig. 11 The experiment results for ring dataset

In Figure 6 - Figure 11, $\text{Recall}_{\text{train}}$ and $\text{Recall}_{\text{target}}$ are in trade-off. Hence, selecting suitable K-value is required. We report the best ($\text{Recall}_{\text{train}}$ and $\text{Recall}_{\text{target}}$ are most balanced) results as shown in Table 3. In Table 3, the most balanced K-value and both recalls are shown with the dataset name, utilized train-class and target-class. We have investigated the best K that is higher than 200 for magic, phoneme, ring and spambase dataset. In the investigation, K is increased by 50 increments. As a result of Table 3, the best result is ring dataset where class 1 is utilized as train class. The recall is higher than 0.95. The worst result is ring dataset where class 2 is utilized as train-class. The Recall is worse than 0.2. Most result is higher than 0.5. Hence, proposed method achieves good result. However, the result of magic dataset (train class = class 2) and the result of ring dataset (train class = class2) are less than 0.5. We think such problem about magic dataset is related to the class imbalance in the dataset itself. Also, we think such problem about ring dataset is related to the data distribution.

Also, smaller K-value provides better result. For example, in ring dataset (train class=class 1), K is 27 and the recall is 0.95. Also, banana and twonorm dataset has stable result. On other hand, in magic dataset (train class=class 2) and ring dataset (train class=class 2), K is 850 and the Recall is lower than 0.5. Hence, in order to improve accuracy, small K is required.

Table 3 the experiment results with the best K value

dataset	Train class	Target class	K	$\text{Recall}_{\text{train}}$	$\text{Recall}_{\text{target}}$
banana	Class 1	Class 2	142	0.75	0.75
	Class 2	Class 1	132	0.79	0.79
magic	Class 1	Class 2	700	0.74	0.73
	Class 2	Class 1	850	0.46	0.46
phoneme	Class 1	Class 2	113	0.72	0.74
	Class 2	Class 1	300	0.68	0.70
ring	Class 1	Class 2	27	0.95	0.97
	Class 2	Class 1	850	0.18	0.11
twonorm	Class 1	Class 2	129	0.79	0.82
	Class 2	Class 1	123	0.79	0.82
spambase	Class 1	Class 2	250	0.62	0.62
	Class 2	Class 1	350	0.66	0.68

5 Discussion

In this section, we discuss about experiment results and highlighted issues in the experiment. In table 3, the experiment results of banana ,phoneme ,two norm and spambase are higher than 0.6. Hence, we can consider cluster-based zero-shot learning achieves good results. However, results for magic (train-class is class 2) and ring (train-class is class 2) is lower than 0.5. This requires more preprocessing and scaling to achieve better performance.

5.1 The problem of ring dataset

In experiment, result of ring dataset was insufficient. If class 1 is utilized as training data, recall is higher than 0.95. However, if class 2 is utilized as training data, the recall is under 0.2. It is because problem of the distribution of the data as shown in Figure 12. In ring dataset, class 2 is surrounding class 1. Hence, training for class 1 is easy but training for class 2 is not easy. Hence this distribution should be transformed into suitable vector space.

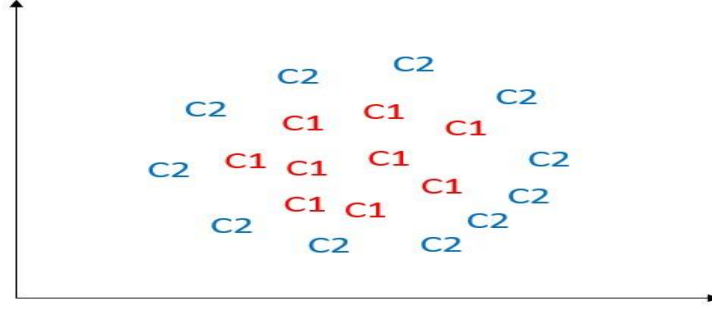


Fig. 12 The distribution of ring dataset

5.2 How to decide K-value

In experiment, the result of proposed method depends on K-value. Hence, selecting suitable K-value is required. However, in real situation, deciding the best K-value is not easy. In order to decide the best K-value, validation is required. However, ZSL cannot validate data for target class while training. It is because training data has no data for target class. Also, $\text{Recall}_{\text{train}}$ and $\text{Recall}_{\text{target}}$ is trade-off. Overall, if K-value is increase, $\text{Recall}_{\text{target}}$ is increase but $\text{Recall}_{\text{train}}$ is decrease.

5.3 Considering other clustering algorithm and distance

In this paper, K-means is utilized as clustering algorithm for simplicity.

However, other clustering algorithm(Viegasa et al. 2018) could be comapartive to ours. Moreover, Euclidean distance is utilized as distance. However, we think it is not sufficinet for high dimensional feature. Hence, other distance measures that is suitable for high dimension feature are required. Also, feature selection or dimension reduction could be considered. In order to do feature selection or dimension reduction in ZSL, the wrapper method is not suitable. It is because we cannot validate target class while training .

To find the best clustering algorithm and distance, many experiment is required. This is our future work.

6 Conclusions and Future work

In this paper, we consider zero-shot learning for multivariate binary classification problem. We proposed cluster-based zero-shot learning framework using K-means and Euclidean distance. This is baseline method of zero-shot learning for multivariate binary classification problem. As shown in the experiment result, result depends on K-value and $\text{Recall}_{\text{train}}$ and $\text{Recall}_{\text{target}}$ is in trade-off. Hence selecting suitable K-value is required to achive the best balance between recalls.

We consider future work as follows:

- Proposed method is insufficient for some data such as ring dataset. These data should be transformed into sufficient vector space.
- The method cannot do validation while training, further solution is required.
- Trying other clustering algorithms and distances are required.
- Extending to multi-classification problem.

References

- Akata Z, Reed S, Walter D, Lee H, Schiele B, (2015), "Evaluation of Output Embeddings for Fine-Grained Image Classification", The IEEE Conference on Computer Vision and Pattern Recognition (CVPR), 2015, pp. 2927-2936.
- Akata Z, Perronnin F, Harchaoui Z, Schmid C, (2013), "Label-Embedding for Attribute-Based Classification", The IEEE Conference on Computer Vision and Pattern Recognition (CVPR), pp. 819-826.
- Chao WL, Changpinyo S, Gong B, Sha F. (2016). An Empirical Study and Analysis of Generalized Zero-Shot Learning for Object Recognition in the Wild. In European Conference on Computer Vision (ECCV'16), pp.52–68
- Fdez JA, Fernandez A, Luengo J, Derrac J, García S, Sánchez L, Herrera F. (2011), KEEL Data-Mining Software Tool: Data Set Repository, Integration of Algorithms and Experimental Analysis Framework. *Journal of Multiple-Valued Logic and Soft Computing*, volume 17, issue 2-3, pp.255-287.
- Frome A, Corrado GS., Shlens J, Bengio S, Dean J, Ranzato MA, Mikolov T, (2009), "DeViSE: A Deep Visual-Semantic Embedding Model," in NIPS, 2013, volume 2, pp. 2121-2129.
- Kriegel H, Kroger P, Schubert E, Zimek A. LoOP: local Outlier Probabilities. In "Proceedings of the 18th ACM conference on Information and knowledge management, CIKM '09, pp. 1649-1652
- Larochelle H, Erhan D, Bengio Y. (2008). Zero-data Learning of New Tasks. In *Proceedings of the Twenty-Third AAAI Conference on Artificial Intelligence (AAAI'08)*, pp.646–651
- Liu S, Long M, Wang J, Jordan MI. (2018) "Generalized Zero-Shot Learning with Deep Calibration Network", *Proceeding NIPS'18 Proceedings of the 32nd International Conference on Neural Information Processing Systems*, pp.2009-2019
- Palatucci M, Pomerleau D, Hinton G, Mitchell TM, (2009), "Zero-Shot Learning with Semantic Output Codes," *NIPS'09 Proceedings of the 22nd International Conference on Neural Information Processing Systems*, pp.1410-1418.
- Pan SJ, Yang Q. (2010). A Survey on Transfer Learning. *IEEE Transactions on Knowledge and Data Engineering*, volume 22, issue 10, pp. 1345–1359.
- Paredes BR, Torr PH, (2015), "An embarrassingly simple approach to zero-shot learning," in *ICML'15 Proceedings of the 32nd International Conference on International Conference on Machine Learning*, volume 37, pp. 2152-2161.
- Socher R, Ganjoo M, Manning CD, Ng AY. (2013) Zero-Shot Learning Through Cross-Modal Transfer. *NIPS'13 Proceedings of the 26th International Conference on Neural Information Processing Systems*, Volume 1, 2013, pp. 935-943.
- Viegasa JL, Estevesb PR, Vieiraa SM, (2018), "Clustering-based novelty detection for identification of non-technical losses", *International Journal of Electrical Power & Energy Systems* Volume 101, pp. 301-310
- Wang W, Zheng VW, Yu H, Miao C. (2019). "A Survey of Zero-Shot Learning: Settings, Methods, and Applications". *ACM Transactions on Intelligent Systems and Technology (TIST)*. 10, 2, Article 13, <https://doi.org/10.1145/3293318>
- Xian Y, Lampert CH, Schiele B, Akata Z. (2017). "Zero-Shot Learning - A Comprehensive Evaluation of the Good, the Bad and the Ugly", *Proceedings of the IEEE Conference on Computer Vision and Pattern Recognition*, pp.4582-4591..