

AggressionNet: Generalised Multi-Modal Deep Temporal and Sequential Learning for Aggression Identification

Anant Khandelwal
anant.iitd.2085@gmail.com
M.Tech., IIT Delhi
Bangalore, India

Niraj Kumar
nirajrkumar@gmail.com
Conduent Labs, PhD, IIIT-Hyderabad
Bangalore, India

ABSTRACT

Wide usage of social media platforms has increased the risk of aggression, which results in mental stress and affects the lives of people negatively like psychological agony, fighting behavior, and disrespect to others. Majority of such conversations contains code-mixed languages[28]. Additionally, the way used to express thought or communication style also changes from one social media platform to another platform (e.g., communication styles are different in twitter and Facebook). These all have increased the complexity of the problem. To solve these problems, we have introduced a unified and robust multi-modal deep learning architecture which works for English code-mixed dataset and uni-lingual English dataset both. The devised system, uses psycho-linguistic features and very basic linguistic features. Our multi-modal deep learning architecture contains, Deep Pyramid CNN, Pooled BiLSTM, and Disconnected RNN(with Glove and FastText embedding, both). Finally, the system takes the decision based on model averaging. We evaluated our system on English Code-Mixed TRAC¹ 2018 dataset and uni-lingual English dataset obtained from Kaggle². Experimental results show that our proposed system outperforms all the previous approaches on English code-mixed dataset and uni-lingual English dataset.

KEYWORDS

English code-mixed Text, Deep Pyramid CNN, Disconnected RNN, Pooled BiLSTM, Model Averaging

ACM Reference Format:

Anant Khandelwal and Niraj Kumar. 2024. AggressionNet: Generalised Multi-Modal Deep Temporal and Sequential Learning for Aggression Identification. In *Proceedings of ACM Conference (Conference'17)*. ACM, Hyderabad, India, 9 pages. <https://doi.org/10.1145/nnnnnnn.nnnnnnn>

1 INTRODUCTION

The exponential increase of interactions on the various social media platforms has generated the huge amount of data on social media platforms like Facebook and Twitter, etc. These interactions

resulted not only positive effect but also negative effect over billions of people owing to the fact that there are lots of aggressive comments (like hate, anger, and bullying). These cause not only mental and psychological stress but also account deactivation and even suicide[13]. In this paper we concentrate on problems related to aggressiveness.

The fine-grained definition of the aggressiveness/aggression identification is provided by the organizers of TRAC-2018 [25, 28]. They have classified the aggressiveness into three labels (Overtly aggressive(OAG), Covertly aggressive(CAG), Non-aggressive(NAG)). The detailed description for each of the three labels is described as follows:

- (1) **Overtly Aggressive(OAG)** - This type of aggression shows direct verbal attack pointing to the particular individual or group. For example, "Well said sonu..you have courage to stand against dadagiri of Muslims".
- (2) **Covertly Aggressive(CAG)** - This type of aggression the attack is not direct but hidden, subtle and more indirect while being stated politely most of the times. For example, "Dear India, stop playing with the emotions of your people for votes."
- (3) **Non-Aggressive(NAG)** - Generally these type of text lack any kind of aggression it is basically used to state facts, wishing on occasions and polite and supportive.

The additional discussion on aggressiveness task can be found in Kaggle task ³, which just divided the task into two classes - i.e., presence or absence of aggression in tweets.

The informal setting/environment of social media often encourage multilingual speakers to switch back and forth between languages when speaking or writing. These all resulted in "code-mixing" and "code-switching". Code-mixing refers to the use of linguistic units from different languages in a single utterance or sentence, whereas code-switching refers to the co-occurrence of speech extracts belonging to two different grammatical systems[9]. This language interchange makes the grammar more complex and thus it becomes tough to handle it by traditional algorithms. Thus the presence of high percentage of code-mixed content in social media text has increased the complexity of the aggression detection task. For example, the dataset provided by the organizers of TRAC-2018 [25, 28] is actually a code-mixed dataset.

The massive increase of the social media data rendered the manual methods of content moderation difficult and costly. Machine Learning and Deep Learning methods to identify such phenomena have attracted more attention to the research community in recent years[26].

Based on the current context, we can divide the problem into three

¹<https://sites.google.com/view/trac1/home>

²<https://www.kaggle.com/daturks/dataset-for-detection-of-cybertrrolls>

Permission to make digital or hard copies of all or part of this work for personal or classroom use is granted without fee provided that copies are not made or distributed for profit or commercial advantage and that copies bear this notice and the full citation on the first page. Copyrights for components of this work owned by others than ACM must be honored. Abstracting with credit is permitted. To copy otherwise, or republish, to post on servers or to redistribute to lists, requires prior specific permission and/or a fee. Request permissions from permissions@acm.org.

Conference'17, July 2017, Washington, DC, USA

© 2024 Association for Computing Machinery.

ACM ISBN 978-x-xxxx-xxxx-x/YY/MM.. \$15.00

<https://doi.org/10.1145/nnnnnnn.nnnnnnn>

³<https://www.kaggle.com/daturks/dataset-for-detection-of-cybertrrolls>

sub-problems: (a) detection of aggression levels, (b) handling code-mixed data and (c) handling styles (due to differences in social media platforms and text entry rules/restrictions).

A lot of the previous approaches[27] have used an ensemble model for the task. For example, some of them uses ensemble of statistical models[2, 6, 34, 42] some used ensemble of statistical and deep learning models[40, 41, 48] some used ensemble of deep learning models [29]. There are approaches which proposed unified architecture based on deep learning[1, 7, 8, 32, 33, 39] while some proposed unified statistical model[6]. Additionally, there are some approaches uses data augmentation either through translation or labeling external data to make the model generalize across domains[1, 6, 41]. Most of the above-discussed systems either shows high performance on (a) Twitter dataset or (b) Facebook dataset (given in the TRAC-2018), but not on both English code-mixed datasets. This may be due to the text style or level of complexities of both datasets. So, we concentrated to develop a robust system for English code-mixed texts, and uni-lingual texts, which can also handle different writing styles. Our approach is based on three main ideas:

- **Deep Temporal and Sequential learning.** The goal is to learn long range associations, dependencies between regions of text, N-grams, key-patterns, topical information, and sequential dependencies.
- **Exploiting psycho-linguistic features with basic linguistic features as meta-data.** The main aim is to minimize the direct dependencies on in-depth grammatical structure of the language (i.e., to support code-mixed data). We have also included emoticons, and punctuation features with it. We use the term "NLP Features" to represent it in the entire paper.
- **Dual embedding based on FastText and Glove.** This dual embedding helps in high vocabulary coverage and to capture the rare and partially incorrect words in the text (specially by FastText [31]).

Our "Deep-text architecture" uses model averaging strategy with three different deep learning architectures. Model averaging belongs to the family of ensemble learning techniques that uses multiple models for the same problem and combines their predictions to produce a more reliable and consistent prediction accuracy [22]. This is the simplest form of weighted average ensemble based prediction[35] where, each ensemble member contribute equally to predictions. Specifically in our case, three different models have been used. The following contains the intuition behind the selection of these three models:

- (1) **Deep Pyramid CNN** [21] being deeper helps to learn long range associations between temporal regions of text using two-view embeddings.
- (2) **Disconnected RNN** [50] is very helpful in encoding the sequential information with temporal key patterns in the text.
- (3) **Pooled BiLSTM** In this architecture the last hidden state of BiLSTM is concatenated with mean and max-pooled representation of the hidden states obtained over all the time steps of Bi-LSTM. The idea of using mean and max pooling layers together is taken from [15] to avoid the loss of information in longer sequences of texts and max-pooling is taken to capture the topical information[44].

- (4) **NLP Features** In each of the individual models, the NLP features are concatenated with last hidden state before the softmax classification layer as meta-data. The main aim is to provide additional information to the deep learning network.

The intuition behind the NLP features are the following:

- **Emotion Sensor Dataset** We have introduced to use of emotion sensor features, as a meta-data information. We have obtained the word sensor dataset from Kaggle⁴. In this dataset each word is statistically classified into 7 distinct classes (Disgust, Surprise, Neutral, Anger, Sad, Happy and Fear) using Naive Bayes, based on sentences collected from twitter and blogs.
- **Controlled Topical Signals from Empath**⁵. Empath can analyse the text across 200 gold standard topics and emotions. Additionally, it uses neural embedding to draw connotation among words across more than 1.8 billion words. We have used only selected categories like violence, hate, anger, aggression, social media and dispute from 200 Empath categories useful for us unlike[40] which takes 194 categories.
- **Emoticons** frequently used on social media indicates the sense of sentence[7, 34, 39].
- **Normalized frequency of POS tags** According to [6, 8, 40, 48] POS Tags provide the degree of target aggressiveness. Like[40], we have used only four tags (a) adjective (JJ, JJR, JJS), (b) adverb (RB, RBR, RBS), (c) verb (VB, VBD, VBG, VBN, VBP, VBZ) and (d) noun (NN, NNS, NNP, NNPS) (See "Penn-Treebank POS Tags"⁶ for abbreviations and the full list). The main reason behind the selection of these four tags is to just identify words related to persons, activities, quality, etc. in the text.
- **Sentiment polarity** obtained from VADER Sentiment Analysis [16] (positive, negative and neutral) like used in [6, 8, 41, 48]. It helps to demarcate aggressiveness with non-aggressiveness in the text.

The block diagram of the proposed system is shown in Figure 1. The proposed system does not use any data augmentation techniques like [1], which is the top performer in TRAC (in English code-mixed Facebook data). This means the performance achieved by our system totally depends on the training dataset provided by TRAC. This also proves the effectiveness of our approach. Our system outperforms all the previous state of the art approaches used for aggression identification on English code-mixed TRAC data, while being trained only from Facebook comments the system outperforms other approaches on the additional Twitter test set. The remaining part of this paper is organized as follows: Section 2 is an overview of related work. Section 3 presents the methodology and algorithmic details. Section 4 discusses the experimental evaluation of the system, and Section 5 concludes this paper.

2 RELATED WORK

There are several works for aggression identification submitted at TRAC 2018 among them some approaches use the ensemble of multiple statistical models[2, 6, 34, 42]. Similarly, some of the

⁴<https://www.kaggle.com/iwilldoit/emotions-sensor-data-set>

⁵<http://empath.stanford.edu/>

⁶https://www.ling.upenn.edu/courses/Fall_2003/ling001/penn_treebank_pos.html

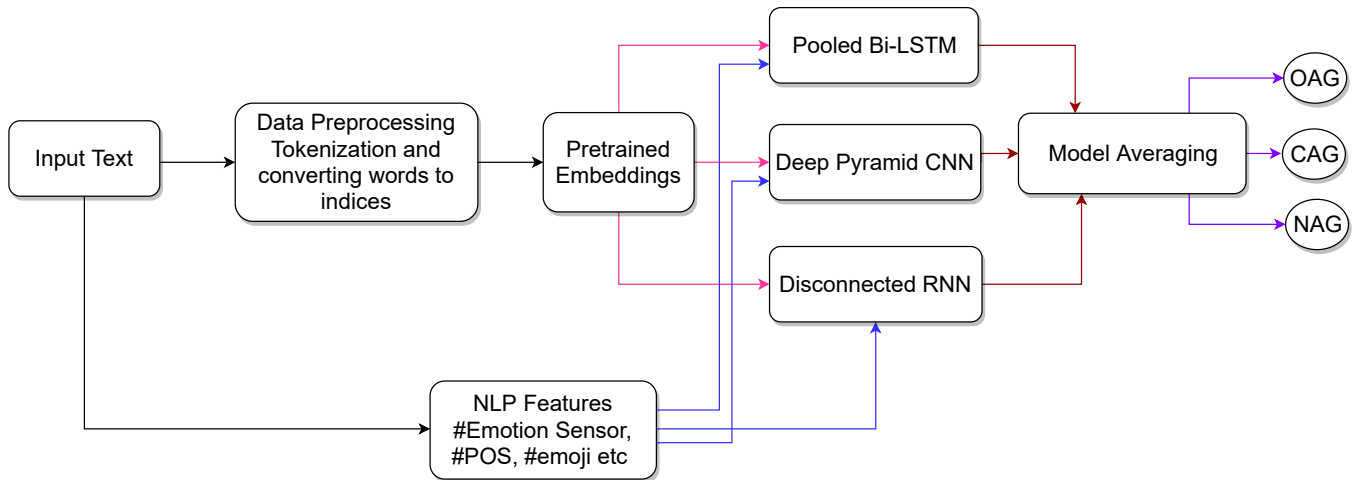


Figure 1: Block diagram of the proposed system

models like [40, 41, 48] have used ensemble of statistical and deep learning models. In these models the statistical part of the model uses additional features from text analysis like parts-of-speech tags, punctuation, emotion, emoticon etc. Model like: [29] has used the ensemble of deep learning models based on majority voting. Some other models like: [30, 34, 40] have used different models for Facebook and twitter. While approaches like: [1, 7, 8, 32, 33, 39] have proposed unified architecture based on deep learning. Systems like [1, 6, 41] have used data augmentation either through translation or labelling external data to make the model generalize across domains. While [6] has proposed a unified statistical model. Among approaches like [2] extracted features from TF-IDF of character n-grams while [30] uses LSTM with pre-trained embeddings from FastText. [8] have used the BiLSTM based model and the SVM metaclassifier model for the Facebook and Twitter test sets, respectively. While [29] tried ensembling of CNN, LSTM, and BiLSTM. Some approaches like: [40] has used emotions frequency as one of the features, while some others use sentiment emotion as feature [48]. Also, [7, 39] have converted emoticons to their description. [34] have used TF-IDF of emoticons per-class as one of the features. Compared to all these approaches, we have concentrated to capture multiple linguistic/pattern based relations, key-terms and key-patters (with their association in text) through a combination of deep learning architectures with model averaging. We have also used NLP features as additional features with our deep learning architecture, obtained from psycho-linguistic and basic linguistic features.

3 METHODOLOGY

In this section, we describe our system architecture for aggressiveness classifier. In section 3.1 we describe data preprocessing applied on the input text before feeding it to each of the classification models. Section 3.2 describes the computation of NLP features. In Sections 3.3, 3.4 and 3.5 we have described the architecture of different deep learning models like Deep Pyramid CNN, Disconnected RNN and Pooled BiLSTM respectively. Finally, in Section 3.6, we describe model averaging based classification model which combines the prediction probabilities from three deep learning

architectures discussed above. (see Figure 1. for block diagram of system architecture).

3.1 Data Preprocessing

We consider the text to be well formatted before applying the text to the embedding layer. First, we detect non-English text (which are few) and translate all of them to English using Google Translate⁷. Still, there is some code mixed words like "mc", "bc" and other English abbreviations and spelling errors like "nd" in place of "and", "u" in place of "you" causes deep learning model to confuse with sentences of the same meaning. We follow the strategy of preprocessor as in [39] to normalize the abbreviations and remove spelling errors, URLs and punctuation marks, converting emojis to their description.

3.2 NLP Features

We have identified a novel combination of features which are highly effective in aggression classification when applied in addition to the features obtained from the deep learning classifier at the classification layer. We have introduced two new features in addition to the previously available features. The first one is the Emotion Sensor Feature⁹ which use a statistical model to classify the words into 7 different classes based on the sentences obtained from twitter and blogs which contain total 1,185,540 words. The second one is the collection of selected topical signal from text collected using Empath¹⁰ (see Table 1).

Different from previous approaches [40, 42] where [40] have used Emotion features in the form of frequency while [42] have used emotion feature vector obtained from LIWC 2007 [37]. Unlike [40] we have used only 6 topical signals from Empath [5]. We have borrowed the idea of using other features like punctuation features and parts-of-speech tags from [40]. The Table 1. lists and describes

⁷<https://pypi.org/project/googletrans/>

⁸<https://spacy.io/usage/linguistic-features#pos-tagging>

⁹<https://www.kaggle.com/iwilldoit/emotions-sensor-data-set>

¹⁰<http://empath.stanford.edu/>

Feature Name	Description	Feature Count
Emotion Sensor Feature	Emotion Sensor Features are developed by classifying the words statistically using Naive Bayes algorithm into 7 different categories (Disgust, Surprise, Neutral, Anger, Sad, Happy and Fear) using sentences collected from twitter or blogs.	7
Parts-of-Speech(POS)	Like[40] we have used the normalized frequencies of noun, adjective, verb, and adverb which serve as a rich feature for exaggerating type of aggressiveness in the text. We used the Spacy ⁸ POS tagger.	4
Punctuation	Like in “ <i>Communist parties killed lacks of opponents in WB in 35 years ruling?????</i> ” the presence of multiple question marks linked with the aggressiveness content in the text. Similarly “!” also has the same effect. We have used the count of “!” & “?” in the text as a feature.	1
Sentiment analysis	The percentage of positive, negative, and neutral can indicate the amount of aggressiveness in the text. We have used VADER Sentiment Analysis[16] to extract the weight for positive, negative & neutral class.	3
Topic Signals from text	We have used open source library Empath[2] introduced in [5] which has categories highly correlated to LIWC[37]. Although it has a rich number of categories we particularly identified selected categories useful for our case these are aggressiveness, violence, hate, anger, dispute & social_media. We have used the normalized weight of each of these categories as separate features.	6
TF-IDF Emoticon Feature	Since emoticons are widely used to convey the meaning on social media platform analyzing the data emoticons are an important feature for classifying aggressive behavior and tf-idf feature for each class is calculated as in [34]	3
Total Features		24

Table 1: Details of NLP features

features, tools used to obtain them and the number of features resulted from each type.

3.3 Deep Pyramid CNN(DPCNN)

Since it has been proved that CNNs are great feature extractors for text classification[18–21, 23, 52] while deeper networks(whether RNNs or CNN’s) has been proven for learning long-range association like deeper character level CNN’s[4, 54], and complex combination of RNN and CNN[17, 36, 43, 51, 53]. Deep Pyramid CNN (DPCNN)[21] has 15 layers of word-level CNN’s and contains similar pre-activation as proposed in improved Resnet[12]. DPCNN outperforms the 32-layer character CNN[4] and Hierarchical attention networks[51] it has added advantage that due to its pyramid structure it does not require dimension matching in shortcut connections defined as $z + h(z)$ as in[12] where $h(z)$ represents the skipped layers essentially contains two convolutional layers with pre-activation. It uses enhanced region embedding which consumes pre-trained embeddings (in our case it is FastText+Glove based dual embedding).

Enhanced Region Embedding. The current DPCNN[21], uses two view type enhanced region embedding. For the text categorization, it defines a region of text as view-1 and its adjacent regions as view-2. Then using unlabeled data, it trains a neural network of one hidden layer with an artificial task of predicting view-2 from view-1. The obtained hidden layer, which is an embedding function that takes view-1 as input, serves as an unsupervised embedding function in the model for text categorization. The detailed architecture has been shown in Figure 2.

Let each word input $x_j \in R^d$ be the d-dimensional vector for the j^{th} word w_j and the sentence s_i contains sequence of n words

$\{w_1, w_2, w_3, \dots, w_n\}$ as shown in Figure 2. In comparison to conventional convolution layer, DPCNN proposes to use pre-activation, thus essentially the convolutional layer of DPCNN is $\mathbf{W}\sigma(\mathbf{x}) + \mathbf{b}$, where \mathbf{W} and \mathbf{b} (unique to each layer) are the weights matrix and bias respectively, we use σ as PReLU[10]. During implementation we use kernel size of 3(represented by \mathbf{x} to denote the small overlapping regions of text.), The number of filters(number of feature maps denoted by the number of rows of \mathbf{W}) is 128 as depicted in Figure 2. With the number of filters same in each convolution layer and max-pooling with stride 2 makes the computation time halved, and doubles the net coverage of convolution kernel. Thus the deeper layers cause to learn long-range associations between regions of text. Let’s say $h_{dpcnn} \in R^{p_1}$ be the hidden state obtained from DPCNN just before the classification layer and $f_{nlp} \in R^{24}$ be the NLP features computed from the text. Lets $z_1 \in R^{p_1+24}$ be another hidden state obtained as

$$z_1 = h_{dpcnn} \oplus f_{nlp} \quad (1)$$

where, \oplus denotes concatenation. The vector z_1 obtained, then fed to the fully connected layer with softmax activation. Let y_{i1}^* be the softmax probabilities, specifically for class label k is given as:

$$y_{i1,k}^* = p(y_i = k | s_i) = \text{softmax}(W_{dpcnn}^T z_1 + b_{dpcnn})[k] \quad \forall k \in [1 \dots K] \quad (2)$$

where K is the number of classes, W_{dpcnn} and b_{dpcnn} are the weight matrix and bias respectively.

3.4 Disconnected RNN(DRNN)

Given a sequence $s_i = [x_1, x_2, x_3, \dots, x_n]$ where $x_j \in R^d$ represents the d-dimensional word vector for word w_j and n is the length of input text applied to a variant of RNN called Long Short-Term Memory (LSTM)[14] as shown in Figure 3. It is widely used for

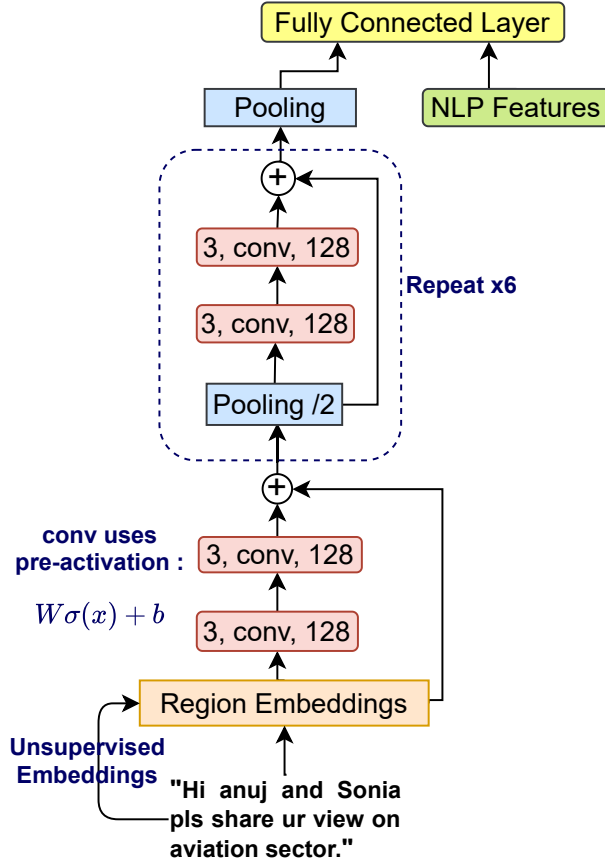


Figure 2: DPCNN

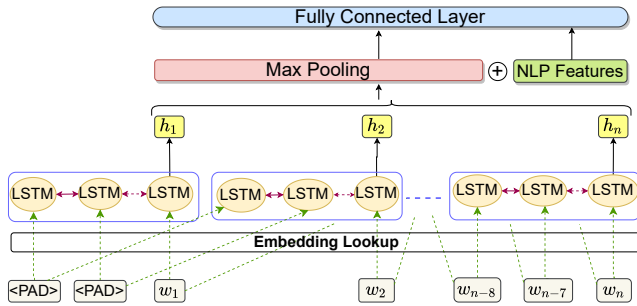


Figure 3: DRNN

sequential modelling with long-term dependencies. For sequence modelling it keeps on updating the memory cell with current input using an adaptive gating mechanism. At time step t the memory c_t and the hidden state h_t are updated as follows:

$$\begin{bmatrix} i_t \\ f_t \\ o_t \\ \hat{c}_t \end{bmatrix} = \begin{bmatrix} \sigma \\ \sigma \\ \sigma \\ \tanh \end{bmatrix} = W \cdot [h_{t-1}, x_t] \quad (3)$$

$$c_t = f_t \odot c_{t-1} + i_t \odot \hat{c}_t \quad (4)$$

where \hat{c}_t is the current cell state obtained from current input x_t and previous hidden state h_{t-1} , i_t , f_t and o_t are the activation corresponding to input gate, forget gate and output gate respectively, σ denotes the logistic sigmoid function and \odot denotes the element-wise multiplication. Hence the hidden state representation at time step t depends on all the previous input vectors given as

$$h_t = LSTM(x_t, \dots, x_2, x_1) \forall t \in [1..n] \quad (5)$$

Specifically we have used Bi-directional LSTM [14] to capture both past and future context. It provides h_t from both directions (forward & backward). The forward LSTM takes the natural order of words from x_1 to x_n to obtain \vec{h}_t , while backward-LSTM x_n to x_1 to obtain \overleftarrow{h}_t . then h_t is calculated as

$$h_t = \vec{h}_t \oplus \overleftarrow{h}_t \in R^{2L} \quad (6)$$

where \oplus is the concatenation and L is the size for one-directional LSTM. Therefore we denote the hidden state in equation 5 with BiLSTM as

$$h_t = BiLSTM(x_t, \dots, x_2, x_1) \in R^{2L} \forall t \in [1..n] \quad (7)$$

To avoid handling of long sequence and to capture local information for each word we define the window size k for each word such that the BiLSTM only sees the the previous $k-1$ words with the current word, where k is a hyperparameter [50]. We use padding <PAD> to make the slices of fixed size k (as shown in Figure 3). It provides each hidden state h_t with sequence of k previous words. Since the phrase of k words can lie anywhere in the text it helps to model the position invariant phrase representation due to which the it identifies key phrases important for identifying particular category. In this case, the equation of h_t is given as

$$h_t = BiLSTM(x_t, x_{t-1}, x_{t-2}, \dots, x_{t-k+1}) \quad (8)$$

The output hidden vectors, $H = [h_1, h_2, h_3, \dots, h_n] \in R^{n \times 2L}$ are converted to fixed-length vector $h_{drnn} \in R^{2L}$ with max pooling over time:

$$h_{drnn}^l = \max_t h_t^l, t \in [1, \dots, n], \forall l \in [1, \dots, 2L] \quad (9)$$

Let's say $f_{nlp} \in R^{24}$ be the NLP features computed from the text. Let's $z_2 \in R^{2L+24}$ be another hidden state obtained as

$$z_2 = h_{drnn} \oplus f_{nlp} \quad (10)$$

where \oplus denotes concatenation. The vector z_2 obtained, then fed to the fully connected layer with softmax activation. Let y_{i2}^* be the softmax probabilities, specifically for class label k is given as:

$$y_{i2,k}^* = p(y_i = k | s_i) = \text{softmax}(W_{drnn}^T z_2 + b_{drnn})[k] \forall k \in [1..K] \quad (11)$$

where K is the number of classes, W_{drnn} is the weight matrix, and b_{drnn} is the bias.

3.5 Pooled BiLSTM

The architecture has been shown in Figure 4. Given a sequence $s_i = [x_1, x_2, x_3, \dots, x_j]$, where $x_j \in R^d$ is the d -dimensional word vector for word w_j , the hidden state obtained after BiLSTM is given as

$$h_t = BiLSTM(x_t, x_{t-1}, \dots, x_1) \forall t \in [1..n] \quad (12)$$

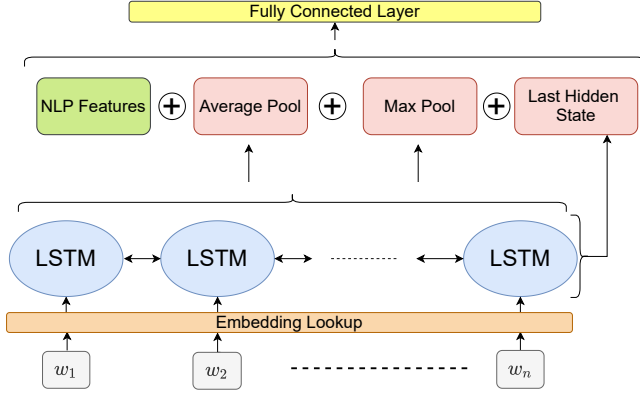


Figure 4: Pooled BiLSTM

To avoid the loss of information because of modelling the entire sequence, we have concatenated the max-pooled(c_{max}) and mean-pooled(c_{mean}) representation of hidden states calculated over all time steps [15]. We have also concatenated the nlp features, $f_{nlp} \in R^{24}$ the final feature vector z_3 is given as

$$z_3 = h_n \oplus c_{max} \oplus c_{mean} \oplus f_{nlp} \quad (13)$$

where \oplus denotes concatenation. The final feature z_3 vector is fed to the fully connected layer with softmax activation. Let y_{i3}^* be the softmax probabilities, specifically for class label k given as:

$$y_{i3,k}^* = p(y_i = k | s_i) = \text{softmax}(W_{bilstm}^T z_3 + b_{bilstm})[k] \quad \forall k \in [1 \dots K] \quad (14)$$

where K is the number of classes and W_{bilstm} and b_{bilstm} are the weight matrix and bias respectively.

3.6 Classification Model

According to deep learning literature [11, 45, 46], unweighted averaging might be a reasonable ensemble for similar base learners of comparable performance. Now, similar to the information discussed in [22], we can compute the model averaging (unweighted) by combining the softmax probabilities of three different classification models obtained from equations 2, 11, 14. The averaged class probabilities are computed as:

$$y_{i,k}^* = \frac{y_{i1,k}^* + y_{i2,k}^* + y_{i3,k}^*}{3} \quad \forall k \in [1 \dots K] \quad (15)$$

$$\hat{y}_i = \arg \max_k (y_i^*) \quad (16)$$

where K is the number of classes, and \hat{y}_i is the predicted label for sentence s_i .

4 EXPERIMENT AND EVALUATION

4.1 Dataset Description

We have used two datasets in our experimental evaluations: (1) TRAC 2018 Dataset¹¹ and (2) Kaggle Dataset¹².

TRAC 2018 Dataset: We have used the English code-mixed dataset

¹¹<https://sites.google.com/view/trac1/shared-task>

¹²<https://www.kaggle.com/daturks/dataset-for-detection-of-cybertrolls>

provided by TRAC 2018. This dataset contains three labels, (a) Non-Aggressive(NAG), (b) Overtly-Aggressive (OAG) and (c) Covertly-Aggressive(CAG). The distribution of training, validation and test sets are described in Table 2.

Kaggle Dataset: This dataset contains 20001 tweets which are manually labeled. The labels are divided into two categories (indicating presence or absence of aggression in tweets) AGG(Aggressive) or NAG(Non-Aggressive). We have used the same test split available in the baseline code¹³. The distribution for each of the training and test is given in Table 3.

Number	Training	Validation	Test	
			Facebook	Twitter
Texts	11999	3001	916	1257
Overtly-aggressive	2708	711	144	361
Covertly aggressive	4240	1057	142	413
Non-aggressive	5051	1233	630	483

Table 2: TRAC 2018, Details of English Code-Mixed Dataset

Number	Training	Test
Texts	15000	5001
Aggressive(AGG)	5867	1955
Non-Aggressive(NAG)	9133	3046

Table 3: Kaggle, Uni-lingual(English) Dataset

4.2 Experimental Setup

We have used Glove Embeddings[38] concatenated with FastText Embeddings[31] in all the three classification models presented in this paper. Specifically, we used Glove pre-trained vectors obtained from Twitter corpus containing 27 billion tokens and 1.2 million vocabulary entries where each word is represented using 100-dimensional vector. In the case of FastText the word is represented using 300-dimensional vector. Also, we have applied spatial dropout[49] of 0.3 at embedding layer for DPCNN(in section 3.3) and Pooled BiLSTM(in section 3.5). For DPCNN model(in 3.3) we have learnt 128-dimensional vector representation for unsupervised embeddings implicitly for task specific representation as in [21]. Additionally, for DPCNN all the convolutional layers used 128 filters, kernel size of 3 and max-pooling stride 2. Additionally, in the case of DPCNN we have used kernel and bias regularizer of value 0.00001 for all convolutional kernels. The pre-activation function used in DPCNN is Parametric ReLU (PReLU) proposed in [10] while the activation at each of the convolutional kernel is linear. For, DRNN(in section 3.4) we have used the window size of 8 and rest of the parameters related to LSTM units are same as given in[50]. For, Pooled BiLSTM(in section 3.5) we have used LSTM hidden units size as 256. The maximum sequence length is 200 in all three models. In each of the classification model the classification layer contains the fully connected layer with softmax activation with output size of 3 equal to number of classes in case of TRAC 2018 dataset and its 2 in case of Kaggle dataset.

¹³<https://www.kaggle.com/alisaaidi92/a-very-simple-nlp-model-0-75-accuracy>

Rank in Trac 2018	System	F1 (Weighted) Facebook
1	saroyehun[1]	0.6425
2	EBSI-LIA-UNAM[2]	0.6315
3	DA-LD-Hildesheim[30]	0.6178
4	TakeLab[8]	0.6161
5	sreeIN[29]	0.6037
Our Models		
A	DPCNN	0.6147
B	DRNN	0.6228
C	Pooled BiLSTM	0.6190
D	DPCNN + NLP Features	0.6530
E	DRNN + NLP Features	0.6201
F	Pooled BiLSTM + NLP Features	0.6671
	Model Averaging(A + B + C)	0.6298
	Our proposed method Model Averaging(D + E + F)	0.6770

Table 4: Facebook Test results(TRAC 2018 Dataset)

Rank in Trac 2018	System	F1 (Weighted) Twitter
1	vista.ue[39]	0.6008
2	Julian[41]	0.5994
3	saroyehun[1]	0.5920
4	EBSI-LIA-UNAM[2]	0.5716
5	uOttawa[33]	0.5690
Our Models		
A	DPCNN	0.5364
B	DRNN	0.5272
C	Pooled BiLSTM	0.5513
D	DPCNN + NLP Features	0.5529
E	DRNN + NLP Features	0.6189
F	Pooled BiLSTM + NLP Features	0.6227
	Model Averaging(A + B + C)	0.5967
	Our proposed method Model Averaging(D + E + F)	0.6480

Table 5: Twitter Test results(TRAC 2018 Dataset)

S.No.	System	ACCURACY	PRECISION (Weighted)	RECALL (Weighted)	F1 (Weighted)
	Baseline	0.7546	0.7660	0.7546	0.7380
A	DPCNN	0.8478	0.8720	0.8478	0.8497
B	DRNN	0.8620	0.8666	0.8620	0.8630
C	Pooled BiLSTM	0.8646	0.8726	0.8646	0.8659
D	DPCNN + NLP Features	0.7798	0.8372	0.7798	0.7812
E	DRNN + NLP Features	0.8820	0.8885	0.8820	0.8830
F	Pooled BiLSTM + NLP Features	0.8728	0.8855	0.8728	0.8742
	Model Averaging(A + B + C))	0.8666	0.8712	0.8666	0.8676
	Our proposed Mehtod(Model Averaging(D + E + F))	0.9016	0.9052	0.9016	0.9023

Table 6: Results on Kaggle Test Dataset

Training has been done using ADAM optimizer[24] for DPCNN and RMSPROP[47] for DRNN and Pooled Bi-LSTM models. All the models are trained end-to-end using softmax cross entropy loss[3] for TRAC 2018 dataset and binary cross entropy loss[3] for Kaggle dataset.

To train our model for TRAC 2018 dataset, we merged the training and validation dataset and then used 10% split from shuffled dataset to save the best model, for all classifiers. We have used only 20 NLP features (except TF-IDF Emoticon feature and Punctuation feature as given in Table 1) for Kaggle dataset (as these are not present in the Kaggle dataset).

4.3 Evaluation Strategy

To compare our experimental results we have used top-5 systems from the published results of TRAC-2018[27]. To compare our results on Kaggle dataset, we have used the last & the best published result on Kaggle website as a baseline. We have conducted the separate experiments, to properly investigate the performance of (a) each of the classifiers (used in our model averaging based system), (b) impact of the NLP features on each of these classifiers and finally,

(c) the performance of our proposed system. In Table 4, 5 and 6, models, named as **DPCNN**(ref 3.3), **DRNN** (ref 3.4) and **Pooled BiLSTM**(ref 3.5) are corresponding models without NLP features. Similarly, **DPCNN+NLP Features**, **DRNN + NLP Features** and **Pooled BiLSTM + NLP Features** are corresponding models with NLP features. The **Model Averaging (A+B+C)** is the ensemble of three models (i.e., model averaging of DPCNN, DRNN and Pooled BiLSTM) without NLP features. Finally, **Our Proposed Method**, which represents the model averaging of three models with NLP features.

4.4 Results and Discussion

In this paper, we have evaluated our model using weighted macro-averaged F-score. The measure is defined as in (See [25, 27]). It weights the F-score computed per class based on the class composition in the test set and then takes the average of these per-class F-score gives the final F-score. Table 4, 5 and 6. presents the comparative experimental results for the proposed method in this paper with respect to the state-of-the-art. The top 5 models[27] given in Table 4 and 5. are the best performing models for Facebook

and Twitter test dataset respectively on TRAC 2018. We have followed all the experimental guidelines as discussed in TRAC contest guideline paper [25, 27]. From the results given in Table 4, 5 and 6 it is clear that our proposed model shows the best performance among all of the approaches. These results also state that all the deep learning architectures with NLP features, perform better than individual corresponding deep learning architectures. This means NLP features, adds some value to the architectures, even if it is not very high.

5 CONCLUSION AND FUTURE WORK

In this paper, we have briefly described the approach we have taken to solve the aggressive identification on online social media texts which is very challenging since the dataset is noisy and code-mixed. We presented an ensemble of deep learning models which outperform previous approaches by sufficient margin while having the ability to generalize across domains.

In future, we will explore other methods to increase the understanding of deep learning models on group targeted text, although the categories are well defined we will look after if we further fine-tune the categories with more data. In the future, we are planning to pay attention on a generalized language model for code-mixed texts which can also handle Hindi-code-mixed and other multi-lingual code-mixed datasets (i.e., trying to reduce the dependencies on language-specific code-mixed resources).

REFERENCES

- [1] Segun Taofeek Aroyehun and Alexander Gelbukh. 2018. Aggression detection in social media: Using deep neural networks, data augmentation, and pseudo labeling. In *Proceedings of the First Workshop on Trolling, Aggression and Cyberbullying (TRAC-2018)*. 90–97.
- [2] Ignacio Arroyo-Fernández, Dominic Forest, Juan-Manuel Torres-Moreno, Mauricio Carrasco-Ruiz, Thomas Legeleux, and Karen Joannette. 2018. Cyberbullying Detection Task: the EBSI-LIA-UNAM System (ELU) at COLING'18 TRAC-1. In *Proceedings of the First Workshop on Trolling, Aggression and Cyberbullying (TRAC-2018)*. 140–149.
- [3] François Chollet et al. 2018. Keras: The python deep learning library. *Astrophysics Source Code Library* (2018).
- [4] Alexis Conneau, Holger Schwenk, Loic Barrault, and Yann Lecun. 2016. Very deep convolutional networks for natural language processing. *arXiv preprint arXiv:1606.01781* 2 (2016).
- [5] Ethan Fast, Binbin Chen, and Michael S Bernstein. 2016. Empath: Understanding topic signals in large-scale text. In *Proceedings of the 2016 CHI Conference on Human Factors in Computing Systems*. ACM, 4647–4657.
- [6] Paula Fortuna, José Ferreira, Luiz Pires, Guilherme Routar, and Sérgio Nunes. 2018. Merging datasets for aggressive text identification. In *Proceedings of the First Workshop on Trolling, Aggression and Cyberbullying (TRAC-2018)*. 128–139.
- [7] Thiago Galery, Efstathios Charitos, and Ye Tian. 2018. Aggression identification and multi lingual word embeddings. In *Proceedings of the First Workshop on Trolling, Aggression and Cyberbullying (TRAC-2018)*. 74–79.
- [8] Viktor Golem, Mladen Karan, and Jan Šnajder. 2018. Combining shallow and deep learning for aggressive text detection. In *Proceedings of the First Workshop on Trolling, Aggression and Cyberbullying (TRAC-2018)*. 188–198.
- [9] John J Gumperz. 1982. *Discourse strategies*. Vol. 1. Cambridge University Press.
- [10] Kaiming He, Xiangyu Zhang, Shaoqing Ren, and Jian Sun. 2015. Delving deep into rectifiers: Surpassing human-level performance on imagenet classification. In *Proceedings of the IEEE international conference on computer vision*. 1026–1034.
- [11] Kaiming He, Xiangyu Zhang, Shaoqing Ren, and Jian Sun. 2016. Deep residual learning for image recognition. In *Proceedings of the IEEE conference on computer vision and pattern recognition*. 770–778.
- [12] Kaiming He, Xiangyu Zhang, Shaoqing Ren, and Jian Sun. 2016. Identity mappings in deep residual networks. In *European conference on computer vision*. Springer, 630–645.
- [13] Sameer Hinduja and Justin W Patchin. 2010. Bullying, cyberbullying, and suicide. *Archives of suicide research* 14, 3 (2010), 206–221.
- [14] Sepp Hochreiter and Jürgen Schmidhuber. 1997. Long short-term memory. *Neural computation* 9, 8 (1997), 1735–1780.
- [15] Jeremy Howard and Sebastian Ruder. 2018. Universal Language Model Fine-tuning for Text Classification. In *Proceedings of the 56th Annual Meeting of the Association for Computational Linguistics, ACL 2018, Melbourne, Australia, July 15-20, 2018, Volume 1: Long Papers*. 328–339. <https://doi.org/10.18653/v1/P18-1031>
- [16] Clayton J Hutto and Eric Gilbert. 2014. Vader: A parsimonious rule-based model for sentiment analysis of social media text. In *Eighth international AAAI conference on weblogs and social media*.
- [17] Wenxiang Jiao, Haiqin Yang, Irwin King, and Michael R Lyu. 2019. HiGRU: Hierarchical Gated Recurrent Units for Utterance-level Emotion Recognition. *arXiv preprint arXiv:1904.04446* (2019).
- [18] Rie Johnson and Tong Zhang. 2014. Effective use of word order for text categorization with convolutional neural networks. *arXiv preprint arXiv:1412.1058* (2014).
- [19] Rie Johnson and Tong Zhang. 2015. Semi-supervised convolutional neural networks for text categorization via region embedding. In *Advances in neural information processing systems*. 919–927.
- [20] Rie Johnson and Tong Zhang. 2016. Convolutional neural networks for text categorization: Shallow word-level vs. deep character-level. *arXiv preprint arXiv:1609.00718* (2016).
- [21] Rie Johnson and Tong Zhang. 2017. Deep pyramid convolutional neural networks for text categorization. In *Proceedings of the 55th Annual Meeting of the Association for Computational Linguistics (Volume 1: Long Papers)*. 562–570.
- [22] Cheng Ju, Aurélien Bibaut, and Mark van der Laan. 2018. The relative performance of ensemble methods with deep convolutional neural networks for image classification. *Journal of Applied Statistics* 45, 15 (2018), 2800–2818.
- [23] Yoon Kim. 2014. Convolutional neural networks for sentence classification. *arXiv preprint arXiv:1408.5882* (2014).
- [24] Diederik P Kingma and Jimmy Ba. 2014. Adam: A method for stochastic optimization. *arXiv preprint arXiv:1412.6980* (2014).
- [25] Ritesh Kumar, Guggilla Bhanodai, Rajendra Pamula, and Maheshwar Reddy Chenuru. 2018. Trac-1 shared task on aggression identification: Iit (ism)@ coling'18. In *Proceedings of the First Workshop on Trolling, Aggression and Cyberbullying (TRAC-2018)*. 58–65.
- [26] Ritesh Kumar, Atul Kr Ojha, Shervin Malmasi, and Marcos Zampieri. 2018. Benchmarking aggression identification in social media. In *Proceedings of the First Workshop on Trolling, Aggression and Cyberbullying (TRAC-2018)*. 1–11.
- [27] Ritesh Kumar, Atul Kr Ojha, Marcos Zampieri, and Shervin Malmasi. 2018. Proceedings of the First Workshop on Trolling, Aggression and Cyberbullying (TRAC-2018). In *Proceedings of the First Workshop on Trolling, Aggression and Cyberbullying (TRAC-2018)*.
- [28] Ritesh Kumar, Aishwarya N. Reganti, Akshit Bhatia, and Tushar Maheshwari. 2018. Aggression-annotated Corpus of Hindi-English Code-mixed Data. In *Proceedings of the Eleventh International Conference on Language Resources and Evaluation (LREC-2018)*. European Languages Resources Association (ELRA), Miyazaki, Japan. <https://www.aclweb.org/anthology/L18-1226>
- [29] Sreekanth Madisetty and Maunendra Sankar Desarkar. 2018. Aggression detection in social media using deep neural networks. In *Proceedings of the First Workshop on Trolling, Aggression and Cyberbullying (TRAC-2018)*. 120–127.
- [30] Prasenjit Majumder, Thomas Mandl, et al. 2018. Filtering aggression from the multilingual social media feed. In *Proceedings of the First Workshop on Trolling, Aggression and Cyberbullying (TRAC-2018)*. 199–207.
- [31] Tomas Mikolov, Edouard Grave, Piotr Bojanowski, Christian Puhresch, and Armand Joulin. 2018. Advances in Pre-Training Distributed Word Representations. In *Proceedings of the Eleventh International Conference on Language Resources and Evaluation (LREC-2018)*.
- [32] Nishant Nikhil, Ramit Pahwa, Mehul Kumar Nirala, and Rohan Khilnani. 2018. Lstms with attention for aggression detection. *arXiv preprint arXiv:1807.06151* (2018).
- [33] Ahmed Husseini Orabi, Mahmoud Husseini Orabi, Qianjia Huang, Diana Inkpen, and David Van Bruwaene. 2018. Cyber-aggression detection using cross segment-and-concatenate multi-task learning from text. In *Proceedings of the First Workshop on Trolling, Aggression and Cyberbullying (TRAC-2018)*. 159–165.
- [34] Constantin Orasan. 2018. Aggressive language identification using word embeddings and sentiment features. In *Proceedings of the First Workshop on Trolling, Aggression and Cyberbullying (TRAC-2018)*. 113–119.
- [35] Maciej Pawlikowski and Agata Chorowska. 2019. Weighted ensemble of statistical models. *International Journal of Forecasting* (2019).
- [36] Hao Peng, Jianxin Li, Qiran Gong, Senzhang Wang, Lifang He, Bo Li, Lihong Wang, and Philip S Yu. 2019. Hierarchical Taxonomy-Aware and Attentional Graph Capsule RCNNs for Large-Scale Multi-Label Text Classification. *arXiv preprint arXiv:1906.04898* (2019).
- [37] James W Pennebaker, Roger J Booth, and Martha E Francis. 2007. Linguistic inquiry and word count: LIWC [Computer software]. *Austin, TX: liwc.net* 135 (2007).
- [38] Jeffrey Pennington, Richard Socher, and Christopher Manning. 2014. Glove: Global vectors for word representation. In *Proceedings of the 2014 conference on empirical methods in natural language processing (EMNLP)*. 1532–1543.

- [39] Kashyap Raiyani, Teresa Gonçalves, Paulo Quaresma, and Vitor Nogueira. 2018. Fully connected neural network with advance preprocessor to identify aggression over facebook and twitter. (2018).
- [40] Faneva Ramiandrisoa and Josiane Mothe. 2018. Irit at trac 2018. In *Proceedings of the First Workshop on Trolling, Aggression and Cyberbullying (TRAC-2018)*. 19–27.
- [41] Julian Risch and Ralf Krestel. 2018. Aggression identification using deep learning and data augmentation. In *Proceedings of the First Workshop on Trolling, Aggression and Cyberbullying (TRAC-2018)*. 150–158.
- [42] Niloofar Safi Samghabadi, Deepthi Mave, Sudipta Kar, and Thamar Solorio. 2018. RiTUAL-UH at TRAC 2018 shared task: Aggression identification. *arXiv preprint arXiv:1807.11712* (2018).
- [43] Dinghan Shen, Asli Celikyilmaz, Yizhe Zhang, Liqun Chen, Xin Wang, Jianfeng Gao, and Lawrence Carin. 2019. Towards Generating Long and Coherent Text with Multi-Level Latent Variable Models. *arXiv preprint arXiv:1902.00154* (2019).
- [44] Yelong Shen, Xiaodong He, Jianfeng Gao, Li Deng, and Grégoire Mesnil. 2014. A latent semantic model with convolutional-pooling structure for information retrieval. In *Proceedings of the 23rd ACM international conference on conference on information and knowledge management*. ACM, 101–110.
- [45] Karen Simonyan and Andrew Zisserman. 2014. Very deep convolutional networks for large-scale image recognition. *arXiv preprint arXiv:1409.1556* (2014).
- [46] Christian Szegedy, Wei Liu, Yangqing Jia, Pierre Sermanet, Scott Reed, Dragomir Anguelov, Dumitru Erhan, Vincent Vanhoucke, and Andrew Rabinovich. 2015. Going deeper with convolutions. In *Proceedings of the IEEE conference on computer vision and pattern recognition*. 1–9.
- [47] Tijmen Tieleman and Geoffrey Hinton. 2012. *Lecture 6.5ãĀĀRmsProp: Divide the gradient by a running average of its recent magnitude*. COURSERA: *Neural Networks for Machine Learning, 2012*. Technical Report. TRITA-MAT-E 2017: 81 ISRN-KTH/MAT/E-17/81-SE.
- [48] Antonela Tommasel, Juan Manuel Rodriguez, and Daniela Godoy. 2018. Textual aggression detection through deep learning. In *Proceedings of the First Workshop on Trolling, Aggression and Cyberbullying (TRAC-2018)*. 177–187.
- [49] Jonathan Tompson, Ross Goroshin, Arjun Jain, Yann LeCun, and Christoph Bregler. 2015. Efficient object localization using convolutional networks. In *Proceedings of the IEEE Conference on Computer Vision and Pattern Recognition*. 648–656.
- [50] Baoxin Wang. 2018. Disconnected Recurrent Neural Networks for Text Categorization. In *Proceedings of the 56th Annual Meeting of the Association for Computational Linguistics (Volume 1: Long Papers)*. 2311–2320.
- [51] Zichao Yang, Diyi Yang, Chris Dyer, Xiaodong He, Alex Smola, and Eduard Hovy. 2016. Hierarchical attention networks for document classification. In *Proceedings of the 2016 conference of the North American chapter of the association for computational linguistics: human language technologies*. 1480–1489.
- [52] Wenpeng Yin, Katharina Kann, Mo Yu, and Hinrich Schütze. 2017. Comparative study of CNN and RNN for natural language processing. *arXiv preprint arXiv:1702.01923* (2017).
- [53] Licheng Yu, Zhe Lin, Xiaohui Shen, Jimei Yang, Xin Lu, Mohit Bansal, and Tamara L Berg. 2018. Mattnet: Modular attention network for referring expression comprehension. In *Proceedings of the IEEE Conference on Computer Vision and Pattern Recognition*. 1307–1315.
- [54] Xiang Zhang, Junbo Zhao, and Yann LeCun. 2015. Character-level convolutional networks for text classification. In *Advances in neural information processing systems*. 649–657.