

Non-Uniform Windowed Decoding For Multi-Dimensional Spatially-Coupled LDPC Codes

Lev Tauz, Homa Esfahanizadeh, and Lara Dolecek

Department of Electrical and Computer Engineering, University of California, Los Angeles, USA
levtauz@g.ucla.edu, hesfahanizadeh@ucla.edu, and dolecek@ee.ucla.edu

Abstract—In this paper, we propose a non-uniform windowed decoder for multi-dimensional spatially-coupled LDPC (MD-SC-LDPC) codes over the binary erasure channel. An MD-SC-LDPC code is constructed by connecting together several SC-LDPC codes into one larger code that provides major benefits over a variety of channel models. In general, SC codes allow for low-latency windowed decoding. While a standard windowed decoder can be naively applied, such an approach does not fully utilize the unique structure of MD-SC-LDPC codes. In this paper, we propose and analyze a novel non-uniform decoder to provide more flexibility between latency and reliability. Our theoretical derivations and empirical results show that our non-uniform decoder greatly improves upon the standard windowed decoder in terms of design flexibility, latency, and complexity.

I. INTRODUCTION AND MOTIVATION

Spatially-coupled LDPC (SC-LDPC) codes are a popular choice for error-correcting codes due to their capacity-achieving performance [1], [2] and low-latency windowed decoding [3]. Multi-Dimensional SC-LDPC (MD-SC-LDPC) codes are a class of LDPC codes [4]–[10] created by connecting several SC-LDPC codes. This class of codes has many significant benefits compared to conventional SC codes, including lower population of detrimental objects for belief propagation (BP) decoders [4], [5], improved reliability over parallel channels [8], and robustness to burst erasures [6].

One major benefit of MD-SC-LDPC codes is that many of these constructions preserve the chain structure of an SC-LDPC code which allows for windowed decoding [3], [11]. One way of applying windowed decoding is for each constituent SC code to have its own window and for the windows to move in unison along the coupled constituent SC chains. This approach provides the same proportional latency benefits as it does for a single SC code, relative to the block length. Conventionally, to improve latency, one can only reduce the window size uniformly across all the constituent codes at the cost of lower reliability. However, this approach does not take into account the unique structure of MD-SC-LDPC codes and, as a result, causes unnecessary reliability loss. By allowing non-uniform window sizes across the constituent codes, we exploit the structure of MD-SC codes to provide more decoder design flexibility.

In this paper, we define a code ensemble that captures the multi-dimensional (MD) coupling structure which can be exploited for designing a flexible decoder. We study the new MD-SC-LDPC ensemble and compare it with the standard SC-LDPC ensemble in terms of finite and asymptotic properties. Next, we propose a novel non-uniform windowed decoder that takes into account the unique structure of MD-SC codes.

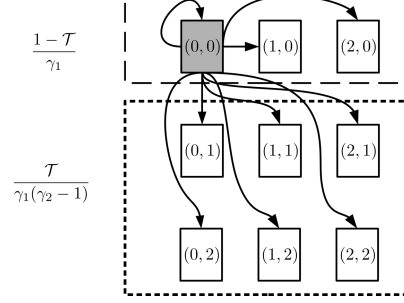


Fig. 1. Coupling from the VN perspective of section (0,0) with $\gamma_1 = \gamma_2 = 3$. The probability of connecting to a section in the top box is $\frac{1-\tau}{\gamma_1}$ and of connecting to a section in the bottom box is $\frac{\tau}{\gamma_1(\gamma_2-1)}$.

Then, using density evolution (DE) techniques, we analyze the reliability of our new construction and provide insight into designing a non-uniform windowed decoder.

Through our new decoder construction and utilization of MD-SC properties, we demonstrate a large improvement over uniform windowed decoding. For example, we demonstrate that by increasing the decoder latency by a small amount, we can decrease the average number of iterations per window by 35%. Additionally, we show that our decoder achieves threshold closer to the optimal decoder threshold compared to uniform windowed decoding. As such, our decoder can reliably operate at higher channel erasure probabilities for the same decoding complexity and latency. While we demonstrate the efficacy of our decoder on our new ensemble, our non-uniform decoder is also beneficial for other MD-SC codes [6], [7] as it exploits the unique coupling principles of MD-SC codes.

We define some necessary notation. For positive integers A and B , we define the set $[A] \triangleq \{0, 1, \dots, A-1\}$ and the operation $(n)_B = n \bmod B$. For a node v in a graph, $N(v)$ is the set of neighboring nodes of v . Additionally, given two vectors x and y , we define $x \preceq y$ to be an element-wise inequality such that $x_i \leq y_i$ for all i . Also, we let \mathbb{Z} be the set of all integers. We define the operator $\mathcal{O}(g(x))$ as the standard notion of complexity for function $g(x)$.

II. PRELIMINARIES

A. Definition: $\mathcal{C}(d_l, d_r, L_1, \gamma_1, L_2, \gamma_2, \mathcal{T})$ Ensemble

In this section, we define an MD-SC code ensemble $\mathcal{C}_{\text{MD}} = \mathcal{C}(d_l, d_r, L_1, \gamma_1, L_2, \gamma_2, \mathcal{T})$. The parameters d_l and d_r denote the degrees of the variable nodes (VNs) and check nodes (CNs), respectively. We denote L_1 as the 1-dimensional (1D) coupling length and L_2 as the MD coupling length. Additionally, we define $1 \leq \gamma_1 \leq L_1$ as the 1D coupling depth and $1 \leq \gamma_2 \leq L_2$

$$\begin{aligned}
y_{(i,j)}^{(l+1)} &= 1 - \left(1 - \frac{1-\mathcal{T}}{\gamma_1} \sum_{k=0}^{\gamma_1-1} x_{(i-k,j)}^{(l)} - \frac{\mathcal{T}}{\gamma_1(\gamma_2-1)} \sum_{k=0}^{\gamma_1-1} \sum_{r=1}^{\gamma_2-1} x_{(i-k,(j-r)_{L_2})}^{(l)}\right)^{d_r-1} \\
x_{(i,j)}^{(l+1)} &= \epsilon \left(\frac{1-\mathcal{T}}{\gamma_1} \sum_{k=0}^{\gamma_1-1} y_{(i+k,j)}^{(l+1)} + \frac{\mathcal{T}}{\gamma_1(\gamma_2-1)} \sum_{k=0}^{\gamma_1-1} \sum_{r=1}^{\gamma_2-1} y_{(i+k,(j+r)_{L_2})}^{(l+1)}\right)^{d_l-1}
\end{aligned} \tag{1}$$

as the *MD coupling depth*, which specify the coupling distance along a dimension. We refer to $0 \leq \mathcal{T} \leq 1$ as the *density* of the edges for the coupling along the second dimension. We note that for $\mathcal{T} = 0$, this ensemble would degenerate into L_2 uncoupled SC-LDPC codes.

First, we define the building blocks of our construction. We denote M as the *section size*. A *section* is a collection of M VNs and $M(d_l/d_r)$ CNs and is represented by a tuple $(i, j) \in \mathbb{Z}^2$. The code is constructed by extracting only the VNs in sections $[(L_1, L_2)] \triangleq \{(j, k) : j \in [L_1], k \in [L_2]\} \subset \mathbb{Z}^2$. CNs that are not connected to the VNs in $[(L_1, L_2)]$ after coupling are purged from the code. We will describe the coupling shortly. The VNs and CNs in section (i, j) make up the i^{th} position of the j^{th} segment of the overall MD-SC code. For convenience, we denote (i, \cdot) as the i^{th} position of the code and (\cdot, j) as the j^{th} segment of the code.

Now, we describe coupling of the sections. For each of the d_l edges incident to a VN in section (i, j) , we flip a biased coin with probability of heads being \mathcal{T} . If it is tails, we choose a section uniformly and independently from $\{(i+k, j) : k \in [\gamma_1]\}$, otherwise we choose a section uniformly and independently from $\{(i+k, (j+r)_{L_2}) : k \in [\gamma_1], r \in [\gamma_2] \setminus \{0\}\}$. After choosing a section to connect to, a CN is picked uniformly at random from the $M(d_l/d_r)$ CNs in that section to connect the edge to. This coupling can also be viewed from the CN perspective. In other words, each of the d_r edges of a CN in section (i, j) is uniformly connected to a VN from sections $\{(i-k, j) : k \in [\gamma_1]\}$ with probability $1-\mathcal{T}$ or sections $\{(i-k, (j-r)_{L_2}) : k \in [\gamma_1], r \in [\gamma_2] \setminus \{0\}\}$ with probability \mathcal{T} . Coupling is performed such that no parallel edges are formed. An example of this coupling is in Fig. 1.

B. Density Evolution

We analyze the performance of our ensemble for the binary erasure channel with erasure probability ϵ (BEC(ϵ)) under BP decoding. By taking $M \rightarrow \infty$, one can use DE techniques [1], [12] to define BP DE equations to analyze the reliability of our ensemble.

Let $x_{(i,j)}$ and $y_{(i,j)}$ denote the erasure probability of an outgoing message from a VN and CN in section (i, j) , respectively. We define $\underline{x} = \{x_{(i,j)}\}$ as the constellation of VN erasure probabilities. We initialize the constellation with $x_{(i,j)}^{(0)} = 1$ for $(i, j) \in [(L_1, L_2)]$ and 0 otherwise. According to our construction method, the resulting BP DE equations are given in eq. (1). For this work, we employ a *flooding schedule* where all CN messages are updated before updating the VN messages, and vice versa.

For convenience, we write the *update* purely in terms of $x_{(i,j)}$ as $x_{(i,j)}^{(l+1)} = f(\{x_{(i \pm k, (j \pm r)_{L_2})}^{(l)} : (k, r) \in [(\gamma_1, \gamma_2)]\})$ for

$(i, j) \in [(L_1, L_2)]$. It can be verified that $f(\cdot)$ is monotonic in each of its arguments. Given a target erasure probability δ , we define the BP threshold as ϵ_δ^* such that for $\epsilon \leq \epsilon_\delta^*$ BP is able to decode all bits to at most a target erasure probability δ after an infinite number of iterations.

III. MD-SC-LDPC ENSEMBLE ANALYSIS

Before describing our decoder, it is important to understand the features resulting from the MD-SC code structure. The following lemma shows that the $\mathcal{C}(d_l, d_r, L_1, \gamma_1, L_2, \gamma_2, \mathcal{T})$ ensemble has the same asymptotic properties (design rate and BP threshold) as the standard 1D-SC code ensemble $\mathcal{C}_{1D} = \mathcal{C}(d_l, d_r, L_1, \gamma_1)$ (see [1] for full description of \mathcal{C}_{1D}). A similar lemma was introduced for the MD-SC ensemble defined in [6], and we extend the concept for our new ensemble definition that incorporates the coupling density.

Lemma 1. *Let $\epsilon_\delta^*(\mathcal{C})$ and $R(\mathcal{C})$ refer to the BP threshold and design rate of a code ensemble \mathcal{C} , respectively. Then,*

$$\epsilon_\delta^*(\mathcal{C}(d_l, d_r, L_1, \gamma_1, L_2, \gamma_2, \mathcal{T})) = \epsilon_\delta^*(\mathcal{C}(d_l, d_r, L_1, \gamma_1)) \tag{2}$$

$$R(\mathcal{C}(d_l, d_r, L_1, \gamma_1, L_2, \gamma_2, \mathcal{T})) = R(\mathcal{C}(d_l, d_r, L_1, \gamma_1)). \tag{3}$$

Proof. To prove equivalency of the BP threshold, we show that $x_{(i,j)}^{(l)} = \bar{x}_i^{(l)}$ for $l \geq 0$ and $(i, j) \in [(L_1, L_2)]$ where $\bar{x}_i^{(l)}$ is the BP DE for $\mathcal{C}(d_l, d_r, L, \gamma)$. Therefore, the limit points of these erasure probabilities will be the same which guarantees equivalent thresholds.

We prove this claim by induction. Clearly, $x_{(i,j)}^{(0)} = \bar{x}_i^{(0)} = 1$. Now, assume $x_{(i,j)}^{(l)} = \bar{x}_i^{(l)}$ holds true. Then,

$$\begin{aligned}
y_{(i,j)}^{(l+1)} &= 1 - \left(1 - \frac{1-\mathcal{T}}{\gamma_1} \sum_{k=0}^{\gamma_1-1} x_{(i-k,j)}^{(l)} - \frac{\mathcal{T}}{\gamma_1(\gamma_2-1)} \sum_{k=0}^{\gamma_1-1} \sum_{r=1}^{\gamma_2-1} x_{(i-k,(j-r)_{L_2})}^{(l)}\right)^{d_r-1} \\
&= 1 - \left(1 - \frac{1}{\gamma_1} \sum_{k \in [\gamma_1]} \bar{x}_{i-k}^{(l)}\right)^{d_r-1} = \bar{y}_i^{(l+1)},
\end{aligned}$$

$$\begin{aligned}
x_{(i,j)}^{(l+1)} &= \epsilon \left(\frac{1-\mathcal{T}}{\gamma_1} \sum_{k=0}^{\gamma_1-1} y_{(i+k,j)}^{(l+1)} + \frac{\mathcal{T}}{\gamma_1(\gamma_2-1)} \sum_{k=0}^{\gamma_1-1} \sum_{r=1}^{\gamma_2-1} y_{(i+k,(j+r)_{L_2})}^{(l+1)}\right)^{d_l-1} \\
&= \epsilon \left(\frac{1}{\gamma_1} \sum_{k \in [\gamma_1]} \bar{y}_{i+k}^{(l+1)}\right)^{d_l-1} = \bar{x}_i^{(l+1)},
\end{aligned}$$

for $(i, j) \in [(L_1, L_2)]$ where $\bar{y}_i^{(l+1)}$ is the check-to-variable messages for C_{1D} . Thus, $x_{(i,j)}^{(l)} = \bar{x}_i^{(l)}$ for $l \geq 0$ which proves (2).

To prove (3), we observe that the rate-loss is due to the coupling along the first dimension since the coupling along the second dimension wraps around. As such, the expected number of CNs not connected to the code in section (i, j) for $i \in [\gamma_1]$ is $M \frac{d_l}{d_r} (\frac{\gamma_1 - 1 - i}{\gamma_1})^{d_r}$. By symmetry, CNs in sections (i, j) for $i \in \{L_1 + k : k \in [\gamma_1]\}$ have the same expected number of CNs not connected to the code. Finally, CNs for sections (i, j) for $i \in \{\gamma_1, \gamma_1 + 1, \dots, L_1 - 1\}$ are all connected to the code. Hence, we get

$$\begin{aligned} R(C(d_l, d_r, L_1, \gamma_1, L_2, \gamma_2)) \\ = 1 - \frac{(ML_2 \frac{d_l}{d_r})(L_1 + \gamma_1 - 1 - 2 \sum_{i=0}^{\gamma_1-1} (\frac{i}{\gamma_1})^{d_r})}{ML_2 L_1} \\ = 1 - \frac{d_l}{d_r} (1 + \frac{\gamma_1 - 1 - 2 \sum_{i=0}^{\gamma_1-1} (\frac{i}{\gamma_1})^{d_r}}{L_1}) \end{aligned}$$

which is the rate for $C(d_l, d_r, L_1, \gamma_1)$. \square

While our MD-SC ensemble and the standard SC ensemble have exactly the same asymptotic properties, they differ in their finite-length performance. To quantify the differences, we analyze the occurrence probability of a size-2 stopping set for VNs within a section. A size- k stopping set is a subset of k VNs where all neighboring CNs of this subset connect to the subset at least twice [12]. If all VNs in a stopping set are erased, the BP decoder fails to decode this set of VNs.

To see the effect of γ_2 and \mathcal{T} , we calculate the probability of a size-2 stopping set occurring for two VNs in the same section. This probability acts as a rough upper bound on the probability of size-2 stopping sets for any pair of VNs. The following lemma is inspired by [13] where their analysis is performed for 1D-SC codes.

Lemma 2. Assume $\gamma_1 M \frac{d_l}{d_r} > d_l$. Consider the ensemble $C(d_l, d_r, L_1, \gamma_1, L_2, \gamma_2, \mathcal{T})$. Given two VNs in the same section, the probability that they form a stopping set is

$$P_{stop} = \sum_{a,b \geq 0: a+b=d_l} (1-\mathcal{T})^{2a} \mathcal{T}^{2b} \binom{d_l}{a}^2 \mathcal{P}_{a,b}, \quad (4)$$

where

$$\mathcal{P}_{a,b} = \frac{(1 - \frac{1}{d_r})^{d_l}}{\sum_{l=0}^a \sum_{k=0}^b \mathcal{K}_{l,k}^{a,b} (1 - \frac{1}{d_r})^{l+k}}, \quad (5)$$

$$\mathcal{K}_{l,k}^{a,b} = \binom{a}{l} \binom{b}{k} \binom{\gamma_1 M \frac{d_l}{d_r} - a}{a-l} \binom{\gamma_1(\gamma_2 - 1) M \frac{d_l}{d_r} - b}{b-k}. \quad (6)$$

Proof. Consider two VNs v_1 and v_2 in section (i, j) . To form a stopping set, all of their edges must connect to the same set of CNs. First, we note that the VNs connect to CNs in sections $\{(i+k, j) : k \in [\gamma_1]\}$ with probability $1 - \mathcal{T}$ and to CNs in sections $\{(i+k, (j+r)_{L_2}) : k \in [\gamma_1], r \in [1, 2, \dots, \gamma_2 - 1]\}$ with probability \mathcal{T} . We denote the first set as S_0 and the second set as S_1 . Out of the d_l edges of node v_1 , the probability that a edges connect to S_0 and b edges connect to S_1 is

$(1 - \mathcal{T})^a \mathcal{T}^b \binom{d_l}{a}$. To make a stopping set, v_2 must also have a edges connected to S_0 and b edges connected to S_1 . Thus,

$$P_{stop} = \sum_{a,b \geq 0: a+b=d_l} (1 - \mathcal{T})^{2a} \mathcal{T}^{2b} \binom{d_l}{a}^2 \mathcal{P}_{a,b}$$

where $\mathcal{P}_{a,b}$ is the conditional probability of $\{v_1, v_2\}$ being a stopping set given that both VNs have a edges connected to S_0 and b edges connected to S_1 .

To find $\mathcal{P}_{a,b}$, it is necessary to find the probability that v_1 and v_2 connect to the same CNs in S_0 and S_1 . We remind that an edge of a VN node v_1 or v_2 is equally likely to connect to any CN within the sets. As such, we can use a counting argument to calculate the conditional probability of a stopping set within that subset of sections. Recall that there are no parallel edges. Each CN has d_r sockets for an edge to be connected to. We can fix $N(v_1)$ since all the subsets of CNs that v_1 can be connected to is equally likely. Let $K_{stop,S}^c$ be the number of choices within a set S for v_1 and v_2 to connect to the same CNs with c edges and let K_S^c be the total number of choices within S for c edges from each VN. Then, we have $\mathcal{P}_{a,b} = \frac{K_{stop,S_0}^a}{K_{S_0}^a} \cdot \frac{K_{stop,S_1}^b}{K_{S_1}^b}$.

Let us consider the number of choices for S_0 . Thus,

$$K_{stop,S_0}^a = a!(d_r - 1)^a \quad (7)$$

where $a!$ is due to the permutation of edges and $(d_r - 1)^a$ is the number of different ways of connecting the edges of v_2 to the free $d_r - 1$ sockets of $N(v_1)$. To calculate $K_{S_0}^a$, we note that in general v_1 and v_2 can have l common CN neighbor in S_0 with $0 \leq l \leq a$. There are $\binom{a}{l} (d_r - 1)^l$ socket selections for the l common CNs. On the other hand, there are $\binom{\gamma_1 M \frac{d_l}{d_r} - a}{a-l} (d_r)^{a-l}$ socket selections for the other CNs. Thus,

$$K_{S_0}^a = a! \sum_{l=0}^a \binom{a}{l} \binom{\gamma_1 M \frac{d_l}{d_r} - a}{a-l} (d_r - 1)^l (d_r)^{a-l}. \quad (8)$$

We can get similar results for S_1 except that the total number of CNs in S_1 is $\gamma_1(\gamma_2 - 1) M \frac{d_l}{d_r}$. As such,

$$K_{stop,S_1}^b = b!(d_r - 1)^b \quad (9)$$

and

$$K_{S_1}^b = b! \sum_{k=0}^b \binom{b}{k} \binom{\gamma_1(\gamma_2 - 1) M \frac{d_l}{d_r} - b}{b-k} (d_r - 1)^k (d_r)^{b-k}. \quad (10)$$

Combining eqs. (7) to (10) into $\mathcal{P}_{a,b}$, we get the simplified eq. (5) and eq. (6). \square

Fig. 2 compares P_{stop} for an SC code [14] and various MD-SC codes. We observe that increasing \mathcal{T} and/or γ_2 results in a decrease for P_{stop} and γ_2 is less influential in this regard for small values of \mathcal{T} . While this analysis is fairly coarse, it suggests that the finite-length performance of the MD-SC ensemble is improved by increasing γ_2 and \mathcal{T} . However, in subsequent sections, we demonstrate the benefit of small γ_2 and \mathcal{T} for the windowed decoding threshold. Thus, there is

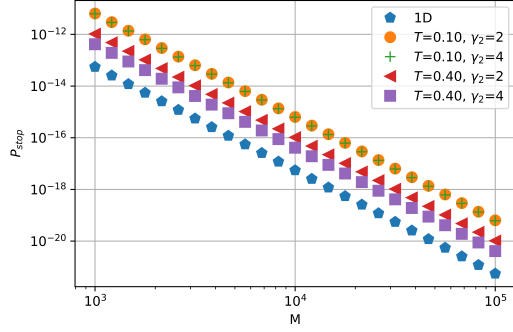


Fig. 2. P_{stop} with respect to M and code parameters $d_l = 4, d_r = 8, L_2 = 3$, and $\gamma_1 = 2$. The section size for a 1D-SC code is assigned to ML_2 so that it has the same code length as an MD-SC code with section size M .

a trade-off between finite-length and asymptotic performance that need to be considered in the design. The rest of the paper will focus purely on the asymptotic characteristics of designing a windowed decoder.

Remark 1. We note that we can expunge codes with bad finite-length performance or construct them to avoid detrimental objects [4]. As such, the detriment caused by low γ_2 and \mathcal{T} can be mitigated with an informed finite-length design.

IV. NON-UNIFORM WINDOWED DECODING

In this section, we describe a general approach to perform non-uniform windowed decoding on the $C(d_l, d_r, L_1, \gamma_1, L_2, \gamma_2, \mathcal{T})$ ensemble.

We define a subset of VNs for which BP will be performed over as a *window configuration (WC)*. Every WC has a unique set of VNs that are aimed to be decoded, called the *targeted VNs (TVNs)*. The TVNs of each WC are VNs of a single section (i, j) of the code. We denote $\underline{x}_{\{t\}}$ as the global constellation after t WCs have been processed. The initial constellation $\underline{x}_{\{0\}}$ is set to $x_{(i,j),\{0\}} = 1$ for $(i, j) \in [(L_1, L_2)]$ and 0 otherwise.

Assume the VNs of section (i_t, j_t) are the TVNs after t WCs are processed. We denote $\mathcal{W} = [W_0, W_1, \dots, W_{L_2-1}]$ to be the *vector of window sizes* of the WCs. Given (i_t, j_t) , we define $S_{(i_t, j_t)}^{\mathcal{W}} = \{(i_t + k, j_t + r) : r \in [L_2], k \in [W_{(j_t+r)L_2}]\}$ as the WC over which BP will be performed. For any specific WC, the window sizes are cyclically shifted so that W_0 is centered on the TVNs.

We define \underline{z} as the window constellation. We initialize $\underline{z}^{(0)}$ by the current global constellation, i.e., $\underline{z}^{(0)} = \underline{x}_{\{t\}}$. We then update $\underline{z}^{(l)}$ by

$$z_{(i,j)}^{(l+1)} = \begin{cases} z_{(i,j)}^{(l)}, & \text{if } (i, j) \notin S_{(i_t, j_t)}^{\mathcal{W}} \\ f(\{z_{(i \pm k, j \pm r)}^{(l)} : (k, r) \in [(\gamma_1, \gamma_2)]\}), & \text{else} \end{cases} \quad (11)$$

for $l \in [I_{(i_t, j_t)}]$, where $I_{(i_t, j_t)}$ is the maximum number of iterations and is chosen such that $z_{(i_t, j_t)}^{I_{(i_t, j_t)}} \leq \delta$ for the *target erasure probability* δ . After $I_{(i_t, j_t)}$ iterations, the global constellation is updated by

$$x_{(i,j),\{t+1\}} = \begin{cases} z_{(i,j)}^{I_{(i_t, j_t)}} & \text{if } (i, j) = (i_t, j_t) \\ x_{(i,j),\{t\}} & \text{if } (i, j) \neq (i_t, j_t). \end{cases}$$

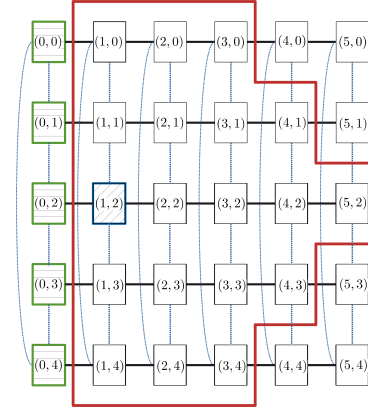


Fig. 3. Example of a non-uniform WC with TVNs in section $(1, 2)$ and window sizes $[5, 4, 3, 3, 4]$. The green rectangles with horizontal hatching represent the decoded VNs and the blue rectangle with diagonal hatching represents the targeted VNs. Due to the TVNs being in segment 2, the window is shifted so that window size W_0 is used for segment 2.

If no WC is repeated, all the sections are updated after $L_1 L_2$ WCs are processed. We define $\epsilon_{\delta, \mathcal{W}}^{\text{WC}}$ as the BP threshold such that for $\epsilon \leq \epsilon_{\delta, \mathcal{W}}^{\text{WC}}$ the non-uniform windowed decoder is able to decode all TVNs to at most a target erasure probability δ . An example of a WC is presented in Fig. 3.

We briefly analyze the complexity and latency of the decoder. The complexity of the t^{th} WC is $\mathcal{O}(\sum_{i=0}^{L_2-1} W_i I_{(i_t, j_t)})$ since the number of VNs in a WC is $\mathcal{O}(\sum_{i=0}^{L_2-1} W_i)$ and all these VNs are updated for $I_{(i_t, j_t)}$ iterations. For convenience, we denote $s(\mathcal{W}) = \sum_{i=0}^{L_2-1} W_i$. Additionally, the number of VNs that need to be accessed to process a WC is at most $\mathcal{O}(s(\mathcal{W}))$. As such, the latency of a WC is upper bounded by $\mathcal{O}(s(\mathcal{W})) + \mathcal{O}(s(\mathcal{W}) I_{(i_t, j_t)}) = \mathcal{O}(s(\mathcal{W}) I_{(i_t, j_t)})$. For a block BP decoder, the latency is $\mathcal{O}(L_1 L_2 I_{BP})$ where I_{BP} represents the number of iterations. Even if the iteration number is the same for both (in general, $I_{(i_t, j_t)} \leq I_{BP}$), latency is reduced by at least a factor of $\mathcal{O}(\frac{s(\mathcal{W})}{L_1 L_2})$. As such, we denote the latency or complexity constraint as $s(\mathcal{W}) \leq C$ for some integer C . We denote C as the *window complexity*.

We note that an equivalent performance to uniform windowed decoding [11] can be achieved by setting $W_i = W_j$ for $i \neq j$. Thus, the latency is $\mathcal{O}(\frac{L_2 W}{L_1 L_2}) = \mathcal{O}(\frac{W}{L_1})$ and the decoding threshold is the same as for a windowed decoder of SC codes by the same rationale as shown in Lemma 1. Furthermore, the performance of a uniform windowed decoder is independent of γ_2 and \mathcal{T} . As such, we consider the uniform decoder for baseline performance and will demonstrate how allowing for non-uniform \mathcal{W} results in a finer control of decoder complexity, latency, and reliability.

Given the general construction, we address three design degrees of freedom in the rest of this section:

- 1) What order should the WCs be processed in?
- 2) What is the best \mathcal{W} given $s(\mathcal{W})$?
- 3) What should the number of iterations be set to for each WC?

It is clear that the performance of the decoder jointly depends on the previous three questions. In the subsequent subsections,

we answer these questions and motivate our choices.

A. Processing Order

We remind that in Lemma 1, we proved that the thresholds of \mathcal{C}_{MD} and \mathcal{C}_{ID} are equivalent because the erasure probabilities for both BP DEs exactly track each other. This implies that the decoding wave [13] also appears for \mathcal{C}_{MD} and that it travels from the outside of the code to the center.

This observation implies we should process the WCs along the first dimension to follow the decoding wave. As such, we impose the constraint that no section in (i, \cdot) can be processed before a section in $\{(k, \cdot) : k < i\}$. Therefore, we only need to choose the processing order of the sections (i, \cdot) . One intuitively reasonable choice is to process them in the order $0, 1, \dots, L_2 - 1$ which we call the *natural order*. For this processing order, the next TVNs that will be processed are the ones closest to the previously decoded TVNs which help the most in decoding the new TVNs. In the simulations, we will compare this ordering with various other orderings.

B. Design of Window Sizes

Now that a WC processing order is settled, we identify the best choice of \mathcal{W} for this ordering. In order to choose a \mathcal{W} independent of L_1 , we analyze a WC whose performance is a lower bound on the performances of all WCs.

Definition 1. (Worst-Case WC) Given \mathcal{W} , we define $\underline{q}^{(l)}$ to represent the worst-case window constellation where

$$q_{(i,j)}^{(0)} = \begin{cases} \delta & i < 0 \\ 1 & i \geq 0, \end{cases}$$

and we update $\underline{q}^{(l)}$ by eq. (11) with the TVNs designated in section $(0, 0)$. We also define the worst-case window BP threshold as

$$\epsilon_{\delta, \mathcal{W}}^{\text{worst}} = \sup\{\epsilon > 0 : q_{0,0}^{(l)} \rightarrow a \text{ as } l \rightarrow \infty \text{ s.t. } a \leq \delta\},$$

since every WC aims at decoding the targeted VNs.

Claim 1. For all $\epsilon \leq \epsilon_{\delta, \mathcal{W}}^{\text{worst}}$, the non-uniform windowed decoder is able to decode the VNs of all sections to an erasure probability at most the target erasure probability δ .

To intuitively understand this claim, recall that no section in (i, \cdot) can be processed before a section in $\{(k, \cdot) : k < i\}$. For a section in (i, \cdot) , we can assume the erasure probabilities of VNs in sections $\{(k, \cdot) : k < i\}$ are at most δ . Therefore, the first TVNs processed have the least help from the other sections since they have yet to be decoded. By monotonicity of $f(\cdot)$, the Worst-Case WC DEs dominate the DEs for any WC in the code. Hence, if the Worst-Case WC decodes its TVNs to an erasure probability at most δ , then so do all the WCs.

We intend to find a \mathcal{W} that satisfies $s(\mathcal{W}) \leq C$ and maximizes $\epsilon_{\delta, \mathcal{W}}^{\text{worst}}$. Intuitively, one may think a \mathcal{W} which satisfies $s(\mathcal{W}) < C$ must perform worse than those that satisfy $s(\mathcal{W}) = C$. However, this is not always true. The following

TABLE I
THRESHOLDS FOR WINDOW SIZES WITH THE LARGEST $\epsilon_{\delta, \mathcal{W}}^{\text{worst}}$ FOR $d_l = 4$, $d_v = 8$, $\gamma_1 = 2$, AND $\delta = 10^{-12}$. WINDOW SIZES ARE CONSTRAINED BETWEEN 2 AND 7, FOR $L_2 = 7$, AND BETWEEN 2 AND 5, FOR $L_2 = 9$.

L_2	γ_2	\mathcal{T}	C	\mathcal{W}	$\epsilon_{\delta, \mathcal{W}}^{\text{worst}}$	$\epsilon_{\delta, \mathcal{W}}^{\text{WC}}$
7	2	0.05	28	(5, 5, 4, 2, 3, 4, 5)	≈ 0.4829	≈ 0.4829
7	2	0.1	28	(5, 5, 4, 3, 3, 4, 4)	≈ 0.4722	≈ 0.4722
7	3	0.05	28	(5, 4, 4, 3, 4, 4, 4)	≈ 0.4723	≈ 0.4723
7	3	0.1	28	(4, 4, 4, 4, 4, 4, 4)	≈ 0.4685	≈ 0.4685
9	2	0.05	36	(5, 5, 4, 3, 2, 3, 4, 5, 5)	≈ 0.4872	≈ 0.4872
9	2	0.1	36	(5, 5, 4, 3, 2, 3, 4, 5, 5)	≈ 0.4806	≈ 0.4806
9	3	0.05	36	(5, 5, 5, 2, 3, 3, 4, 4, 5)	≈ 0.4767	≈ 0.4767
9	3	0.1	36	(4, 4, 4, 4, 4, 4, 4, 4, 4)	≈ 0.4685	≈ 0.4685

lemma provides an ordering to the performances of different choices of \mathcal{W} .

Lemma 3. Given distinct \mathcal{W} and \mathcal{W}' where $\mathcal{W}' \preceq \mathcal{W}$, the following inequality holds for the worst-case window thresholds

$$\epsilon_{\delta, \mathcal{W}'}^{\text{worst}} \leq \epsilon_{\delta, \mathcal{W}}^{\text{worst}}.$$

Proof. Let $\underline{z}_{\mathcal{W}}^{(l)}$ and $\underline{z}_{\mathcal{W}'}^{(l)}$ be the worst-case window constellations for WCs with \mathcal{W} and \mathcal{W}' at iteration l , respectively. Recall that $S^{\mathcal{W}}$ and $S^{\mathcal{W}'}$ are the WCs over which BP will be performed on. We note that $S^{\mathcal{W}'} \subset S^{\mathcal{W}}$.

By definition, $\underline{z}_{\mathcal{W}}^{(0)} = \underline{z}_{\mathcal{W}'}^{(0)}$. Consider a section (i, j) such that $(i, j) \in S^{\mathcal{W}} \setminus S^{\mathcal{W}'}$. As such, $z_{(i,j), \mathcal{W}}^{(1)} = \epsilon \leq 1 = z_{(i,j), \mathcal{W}'}^{(1)}$. Now, consider a section (i, j) such that $(i, j) \in S^{\mathcal{W}} \cap S^{\mathcal{W}'}$. We have $z_{(i,j), \mathcal{W}}^{(1)} = z_{(i,j), \mathcal{W}'}^{(1)} = \epsilon$. Hence, we conclude $\underline{z}_{\mathcal{W}}^{(1)} \preceq \underline{z}_{\mathcal{W}'}^{(1)}$. By induction on l and monotonicity of $f(\cdot)$, we conclude $\underline{z}_{\mathcal{W}}^{(\infty)} \preceq \underline{z}_{\mathcal{W}'}^{(\infty)}$ which completes the proof. \square

Thus, for every \mathcal{W}' that satisfies $s(\mathcal{W}') < C$, there exists a \mathcal{W} such that $s(\mathcal{W}) = C$ and has a better threshold than \mathcal{W}' . Hence, we can restrict our attention to all choices of \mathcal{W} that satisfy $s(\mathcal{W}) = C$.

C. Iteration per Window

With the processing order and \mathcal{W} fixed, we calculate the minimum $I_{(i_t, j_t)}$ for each section to guarantee the target erasure probability δ is met. In the next section, we provide simulations on how the iteration number changes as function of the ensemble parameters.

V. SIMULATION

In this section, we demonstrate through simulations the flexibility and improvements offered by our non-uniform windowed decoder. Additionally, we empirically justify our design choices, e.g., the use of worst-case WC and the processing order, and show that such design choices result in a superior performance.

A. Worst-Case WC Analysis for Decoder Design

To justify the use of Worst-Case WC to design the window sizes, we compare $\epsilon_{\delta, \mathcal{W}}^{\text{WC}}$ and $\epsilon_{\delta, \mathcal{W}}^{\text{worst}}$ for several cases. In Table I, we show the thresholds for different window sizes that were chosen to maximize $\epsilon_{\delta, \mathcal{W}}^{\text{worst}}$ for various code parameters. We note that the uniform windowed decoder has the same threshold

regardless of γ_2 and \mathcal{T} . From the table, we see that $\epsilon_{\delta, \mathcal{W}}^{worst}$ and $\epsilon_{\delta, \mathcal{W}}^{WC}$ are equal in the first four digits which indicates that $\epsilon_{\delta, \mathcal{W}}^{worst}$ is a good measure of the performance for our decoder. Therefore, for the same decoder complexity, our decoder is able to operate for ϵ for where the uniform windowed decoder would fail. Additionally, for the smallest γ_2 and \mathcal{T} , \mathcal{W} has the highest threshold. Therefore, by exploiting the structure of an MD-SC code, the non-uniform windowed decoder is able to get closer to the performance of an optimal code for these simulations. We note that as γ_2 and \mathcal{T} get smaller, the optimized window sizes tend to become larger around the TVNs. Intuitively, this is a result of the edges concentrating more closely to the sections near the TVNs. We can extrapolate that if γ_2/L_2 becomes very small, then many window sizes can be set to zero due to the large edge distance between the TVNs and the rest of the sections. Such an approach would not be possible with uniform windowed decoding.

B. Average Iteration Count

For this experiment, we show how the average number of iterations for all WCs, i.e., $\sum_{(i,j) \in [(L_1, L_2)]} \frac{I(i,j)}{L_1 L_2}$, changes as a function of the window complexity, where $s(\mathcal{W}) = C$. In Fig. 4, we see the result of this experiment for various window complexities. Its worthwhile to mention that only $C = 36$ and $C = 45$ are achievable by a uniform windowed decoder and that all other points on the plot are only achievable by non-uniform windowed decoder. We observe that for small ϵ , the average number of iterations is the same for all choices for \mathcal{W} . This is expected as ϵ is far from the BP thresholds of these WCs which is known to result in fast convergence. But as ϵ gets closer to the BP thresholds of each WC, the average number of iterations starts to split for the different complexities. We observe that for $\epsilon \approx 0.48$, the best WCs for $C = 42$ and $C = 45$ have about a 35% reduction in average number of iterations compared to $C = 36$. However, the non-uniform decoder achieves this improvement with only an increase of 6 sections in the window complexity where a uniform decoder requires at least an increase of 9 sections.

C. Effect of Processing Order

In this section, we quickly remark how the choice of the processing order for WC effects the average number of iterations across all WCs. In Fig. 5, we compare the average number of iterations for different orderings. Order 0 is the natural order defined earlier (0 to $L_2 - 1$), Order 1 is the reverse natural order ($L_2 - 1$ to 0), and Order 2 is a randomly chosen order. We observe that Order 0 has the best performance among these orderings and that Order 1 performs significantly worse than even a random ordering. This simulation supports our choice of natural ordering.

VI. CONCLUSION

In this paper, we defined a new variant of MD-SC-LDPC codes which offers more flexibility in designing windowed decoding. We proposed a novel windowed decoder using non-uniform window sizes which better exploits the structure of MD

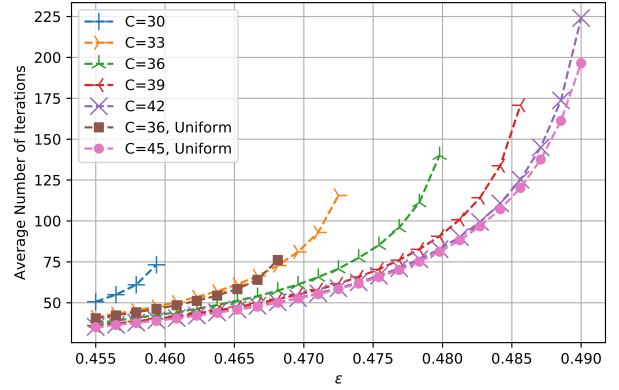


Fig. 4. Average number of iterations across all WCs for various ϵ . For each window complexity C , the best \mathcal{W} was chosen based on worst-case BP thresholds with the window sizes constrained to $[2, 5]$. The uniform WCs are presented for comparison. Each \mathcal{W} was only evaluated for ϵ below its threshold. Code parameters are $d_l = 4$, $d_v = 8$, $\gamma_1 = \gamma_2 = 2$, $L_1 = 30$, $L_2 = 9$, and $\delta = 10^{-12}$.

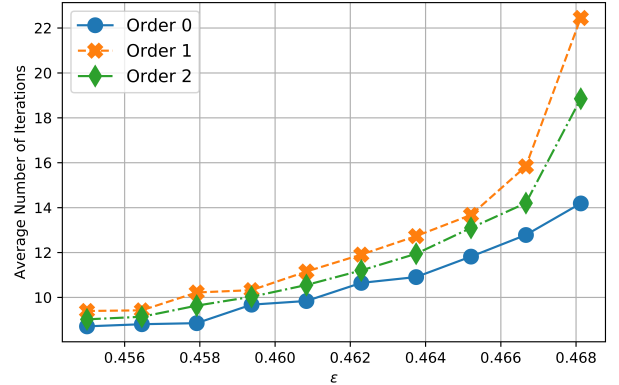


Fig. 5. Average number of iterations across all WCs for various ϵ and orderings. Code parameters are $d_l = 4$, $d_v = 8$, $\gamma_1 = \gamma_2 = 2$, $L_1 = 30$, $L_2 = 19$, $\delta = 10^{-12}$, and $\mathcal{W} = [5, 4, 3, 0, 0, 0, 0, 0, 0, 0, 0, 0, 0, 0, 0, 0, 3, 4]$.

coupling. We demonstrated that, for certain cases, non-uniform windowed decoding can greatly improve the threshold while having the same complexity as uniform windowed decoding which allows our decoder to reliably operate at much higher channel erasure probabilities. Additionally, through simulations, we demonstrate how our decoder allows for a finer control over the latency and reliability trade-off.

VII. ACKNOWLEDGMENTS

Research supported in part by a grant from ASRC-IDEMA and grant CCF-BSF:CIF #1718389 from NSF.

REFERENCES

- [1] S. Kudekar, T. J. Richardson, and R. L. Urbanke, "Threshold saturation via spatial coupling: Why convolutional LDPC ensembles perform so well over the BEC," *IEEE Transactions on Information Theory*, vol. 57, pp. 803–834, Feb. 2011.
- [2] S. Kudekar, T. Richardson, and R. L. Urbanke, "Spatially coupled ensembles universally achieve capacity under belief propagation," *IEEE Transactions on Information Theory*, vol. 59, pp. 7761–7813, Dec. 2013.
- [3] A. R. Iyengar, M. Papaleo, P. H. Siegel, J. K. Wolf, A. Vanelli-Coralli, and G. E. Corazza, "Windowed decoding of protograph-based LDPC convolutional codes over erasure channels," *IEEE Transactions on Information Theory*, vol. 58, pp. 2303–2320, Apr. 2012.

- [4] H. Esfahanizadeh, L. Tauz, and L. Dolecek, "Multi-dimensional spatially-coupled code design: Enhancing the cycle properties," *ArXiv*, vol. abs/1908.02462, 2019.
- [5] A. Hareedy, R. Kuditipudi, and A. R. Calderbank, "Minimizing the number of detrimental objects in multi-dimensional graph-based codes," *ArXiv*, vol. abs/1904.03844, 2019.
- [6] R. Ohashi, K. Kasai, and K. Takeuchi, "Multi-dimensional spatially-coupled codes," in *Proc. IEEE International Symposium on Information Theory (ISIT)*, pp. 2448–2452, Jul. 2013.
- [7] Y. Liu, Y. Li, and Y. Chi, "Spatially coupled LDPC codes constructed by parallelly connecting multiple chains," *IEEE Communication Letters*, vol. 19, pp. 1472–1475, Sep. 2015.
- [8] L. Schmalen and K. Mahdavi, "Laterally connected spatially coupled code chains for transmission over unstable parallel channels," in *Proc. International Symposium on Turbo Codes & Iterative Information Processing (ISTC)*, pp. 77–81, Aug. 2014.
- [9] P. M. Olmos, D. G. M. Mitchell, D. Truhachev, and D. J. Costello, "A finite length performance analysis of LDPC codes constructed by connecting spatially coupled chains," in *Proc. IEEE Information Theory Workshop (ITW)*, pp. 1–5, Sep. 2013.
- [10] D. Truhachev, D. G. M. Mitchell, M. Lentmaier, and D. J. Costello, "New codes on graphs constructed by connecting spatially coupled chains," in *Proc. Information Theory and Applications Workshop (ITA)*, pp. 392–397, Feb. 2012.
- [11] A. R. Iyengar, P. H. Siegel, R. L. Urbanke, and J. K. Wolf, "Windowed decoding of spatially coupled codes," *IEEE Transactions on Information Theory*, vol. 59, pp. 2277–2292, Apr. 2013.
- [12] T. Richardson and R. Urbanke, *Modern Coding Theory*. New York, NY, USA: Cambridge University Press, 2008.
- [13] S. Kudekar, T. J. Richardson, and R. L. Urbanke, "Wave-like solutions of general 1-D spatially coupled systems," *IEEE Transactions on Information Theory*, vol. 61, pp. 4117–4157, Aug. 2015.
- [14] V. Aref, N. Rengaswamy, and L. Schmalen, "Finite-length analysis of spatially-coupled regular LDPC ensembles on burst-erasure channels," *IEEE Transactions on Information Theory*, vol. 64, pp. 3431–3449, May 2018.