

SELECTNET: SELF-PACED LEARNING FOR HIGH-DIMENSIONAL PARTIAL DIFFERENTIAL EQUATIONS

YIQI GU

DEPARTMENT OF MATHEMATICS, NATIONAL UNIVERSITY OF SINGAPORE, 10 LOWER KENT RIDGE ROAD, SINGAPORE, 119076 (MATGUY@NUS.EDU.SG)

HAIZHAO YANG*

DEPARTMENT OF MATHEMATICS, PURDUE UNIVERSITY, WEST LAFAYETTE, IN 47907, USA (HAIZHAO@PURDUE.EDU)

CHAO ZHOU

DEPARTMENT OF MATHEMATICS, NATIONAL UNIVERSITY OF SINGAPORE, 10 LOWER KENT RIDGE ROAD, SINGAPORE, 119076 (MATZC@NUS.EDU.SG)

Abstract. The residual method with deep neural networks as function parametrization has been applied to solve certain high-dimensional partial differential equations (PDEs) successfully; however, its convergence is slow and might not be guaranteed even within a simple class of PDEs. To improve the convergence of the network-based residual model, we introduce a novel self-paced learning framework, SelectNet, which quantifies the difficulty of training samples, chooses simpler samples in the early stage of training, and slowly explores more challenging samples, e.g., samples with larger residual errors, mimicking the human cognitive process for more efficient learning. In particular, a selection network and the PDE solution network are trained simultaneously; the selection network adaptively weighting the training samples of the solution network achieving the goal of self-paced learning. Numerical examples indicate that the proposed SelectNet model outperforms existing models on the convergence speed and the convergence robustness, especially for low-regularity solutions.

Key words. High-Dimensional PDEs; Deep Neural Networks; Self-Paced Learning; Selected Sampling; Minimal Residual Method; Convergence.

AMS subject classifications. 65M75; 65N75; 62M45;

1. Introduction. High-dimensional partial differential equations (PDEs) are important tools in physical, financial, and biological models [30, 15, 49, 16, 46]. However, developing numerical methods for high-dimensional PDEs has been a challenging task due to the curse of dimensionality in the discretization of the problem. For example, in traditional methods such as finite difference methods and finite element methods, $O(N^d)$ degree of freedom is required for a d -dimensional problem if we set N grid points or basis functions in each direction. Even if d becomes moderately large, the exponential growth N^d in the dimension d makes traditional methods immediately computationally intractable.

Recent research of the approximation theory of deep neural networks (DNNs) shows that deep network approximation is a powerful tool for mesh-free function parametrization. The research on the approximation theory of neural networks traces back to the pioneering work [8, 19, 1] on the universal approximation of shallow networks with sigmoid activation functions. The recent research focus was on the approximation rate of DNNs for various function spaces in terms of the number of network parameters showing that deep networks are more powerful than shallow networks in terms of approximation efficiency. For example, smooth functions [34, 32, 47, 14, 36, 45, 13], piecewise smooth functions [39], band-limited functions [38], continuous functions [48, 42, 41]. The reader is referred to [41] for the explicit characterization of the approximation error for networks with an arbitrary width and depth.

*CORRESPONDING AUTHOR.

In particular, deep network approximation can lessen or overcome the curse of dimensionality under certain circumstances, making it an attractive tool for solving high-dimensional problems. For a sufficiently smooth function that is the integral transform of a high dimensional (essentially) compactly supported function with a one-dimensional integral kernel, the no curse of dimensionality can be shown via establishing the connection of network approximation with the Monte Carlo sampling or equivalently the law of large numbers [1, 38]. For functions in the Korobov space, connecting deep network approximation and sparse grid approximation leads to the fact that deep network approximation can lessen the curse of dimensionality [36]. For general continuous functions, [37] proves that deep network approximation can significantly reduce the curse of dimensionality through the Kolmogorov-Arnold superposition theorem. Finally, if the approximation error is only concerned on a low-dimensional manifold, there is no curse of dimensionality for deep network approximation [6, 4, 41].

As an efficient function parametrization tool, neural networks have been applied to solve PDEs via various approaches. Early work in [29] applies neural networks to approximate PDE solutions defined on grid points. Later in [10, 27], DNNs are employed to approximate solutions in the whole domain and PDEs are solved by minimizing the discrete L^2 residual at prescribed collocation points. DNNs coupled with boundary governing terms by design can satisfy boundary conditions [35]. Nevertheless, designing boundary governing terms is usually difficult for complex geometry. Another approach to enforcing boundary conditions is to add boundary residual errors to the loss function as a penalized term and minimize it as well as the PDE residual error [17, 28]. The second technique is in the same spirit of residual methods in finite element methods and is more convenient in implementation. Therefore, it has been widely utilized for PDEs with complex domains. However, network computation was usually expensive limiting the applications of network-based PDE solvers. Thanks to the development of GPU-based parallel computing over the last two decades, which greatly boosts the network computation, network-based PDE solvers were revisited recently and have become a popular tool especially for high-dimensional problems [43, 3, 50, 31, 12, 18, 2, 21, 20, 5]. Nevertheless, most network-based PDE solvers suffer from robustness issues: their convergence is slow and might not be guaranteed even within a simple class of PDEs.

To ease the issue above, we introduce a novel self-paced learning framework, SelectNet, to adaptively choose training samples in the residual model. Self-paced learning [25] is a recently raised learning technique that can choose a part of the training samples for actual training over time. Specifically, for a training data set with n samplings, self-paced learning uses a vector $v \in \{0, 1\}^n$ to indicate whether or not each training sample should be included in the current training stage. The philosophy of self-paced learning is to simulate the learning style of human beings, which tends to learn easier aspects of a learning task first and deal with more complicated samplings later. Based on self-paced learning, a novel technique for selected sampling is put forward, which uses a selection neural network instead of the 0-1 selection vector v . Hence, it helps learning avoid redundant training information and speeds up the convergence of learning outcomes. This idea is further improved in [22] by introducing a DNN to select training data for image classification. Among similar works, a state-of-the-art algorithm named as SelectNet is proposed in [33] for image classification, especially for imbalanced data problems. Based on the observation that samples near the singularity of the PDE solution are rare compared to samples from the regular part, we extend the SelectNet [33] to network-based residual models especially for PDE solutions with certain irregularity. As we shall see later, numerical results show that the proposed model is competitive with the traditional (basic) residual model for analytic solutions, and it outperforms others for low-regularity solutions, in the aspect of the convergence speed.

The organization of this paper is as follows. In Section 2, we introduce the residual methods

and formulate the corresponding optimization model. In Section 3, we present the SelectNet model in detail. In Section 4, we put forward the error estimates of the basic and SelectNet models. In Section 5, we discuss the network implementation in the proposed model. In Section 6, we present ample numerical experiments for various equations to validate our model. We conclude with some remarks in the final section.

2. Residual Methods for PDEs. In this work, we aim at solving the following (initial) boundary value problems, giving a bounded domain $\Omega \subset \mathbb{R}^d$:

- elliptic equations

$$(2.1) \quad \begin{aligned} \mathcal{D}_x u(x) &= f(x), \text{ in } \Omega, \\ \mathcal{B}_x u(x) &= g_0(x), \text{ on } \partial\Omega; \end{aligned}$$

- parabolic equations

$$(2.2) \quad \begin{aligned} \frac{\partial u(x, t)}{\partial t} - \mathcal{D}_x u(x, t) &= f(x, t), \text{ in } \Omega \times (0, T), \\ \mathcal{B}_x u(x, t) &= g_0(x, t), \text{ on } \partial\Omega \times (0, T), \\ u(x, 0) &= h_0(x), \text{ in } \Omega; \end{aligned}$$

- hyperbolic equations

$$(2.3) \quad \begin{aligned} \frac{\partial^2 u(x, t)}{\partial t^2} - \mathcal{D}_x u(x, t) &= f(x, t), \text{ in } \Omega \times (0, T), \\ \mathcal{B}_x u(x, t) &= g_0(x, t), \text{ on } \partial\Omega \times (0, T), \\ u(x, 0) &= h_0(x), \quad \frac{\partial u(x, 0)}{\partial t} = h_1(x) \text{ in } \Omega; \end{aligned}$$

where u is the solution function; f , g_0 , h_0 , h_1 are given data functions; \mathcal{D}_x is a spatial differential operator concerning the derivatives of x ; \mathcal{B}_x is a boundary operator specifying a Dirichlet, Neumann or Robin boundary condition.

In this method, the temporal variable t will be regarded as an extra spatial coordinate, and it will not be dealt with differently from x . For simplicity, the PDEs in (2.1)-(2.3) are unified in the following form

$$(2.4) \quad \begin{aligned} \mathcal{D}u(\mathbf{x}) &= f(\mathbf{x}), \text{ in } Q, \\ \mathcal{B}u(\mathbf{x}) &= g(\mathbf{x}), \text{ in } \Gamma, \end{aligned}$$

where \mathbf{x} includes the spatial variable x and possibly the temporal variable t ; $\mathcal{D}u = f$ represents a generic PDE; $\mathcal{B}u = g$ represents the governing conditions including the boundary condition and possibly the initial condition; Q and Γ are the corresponding domains of the equations.

Now we seek a neural network $u(\mathbf{x}; \theta)$ approximating the solution $u(\mathbf{x})$ of the PDE (2.4). Note the residuals for the PDE and the governing conditions can be written by

$$(2.5) \quad \mathcal{R}_Q(u(\mathbf{x}; \theta)) := \mathcal{D}u(\mathbf{x}; \theta) - f(\mathbf{x}), \quad \mathcal{R}_\Gamma(u(\mathbf{x}; \theta)) := \mathcal{B}u(\mathbf{x}; \theta) - g(\mathbf{x}).$$

One can solve the PDE by searching for the optimal parameters of the network that minimize the square sum of these two residuals, i.e.

$$(2.6) \quad \min_{\theta} \|\mathcal{R}_Q(u(\mathbf{x}; \theta))\|_Q^2 + \lambda \|\mathcal{R}_\Gamma(u(\mathbf{x}; \theta))\|_\Gamma^2,$$

where $\|\cdot\|_*$ is usually the L^2 -norm and λ is a parameter for weighting the sum, e.g.,

$$(2.7) \quad \min_{\theta} \mathbb{E}_{\mathbf{x} \in Q} [|\mathcal{D}u(\mathbf{x}; \theta) - f(\mathbf{x})|^2] + \lambda \mathbb{E}_{\mathbf{x} \in \Gamma} [|\mathcal{B}u(\mathbf{x}; \theta) - g(\mathbf{x})|^2].$$

3. SelectNet Model. The network-based residual model has been applied to solve certain high-dimensional PDEs successfully. However, its convergence is slow and might not be guaranteed even within a simple class of PDEs. To ease this issue, we introduce a novel self-paced learning framework, SelectNet, to adaptively choose training samples in the residual model. The basic philosophy is to mimic the human cognitive process for more efficient learning: learning first from easier examples and slowly exploring more complicated ones. The proposed model is related to selected sampling [7, 23], an important tool of deep learning for computer science applications. Nevertheless, the effectiveness of selected sampling in scientific computing has not been fully explored yet.

In particular, a selection network $\phi_s(\mathbf{x}; \theta_s)$ (subscript s for “selection”) and the PDE solution network $u(\mathbf{x}; \theta)$ are trained simultaneously; the selection network adaptively weighting the training samples of the solution network achieving the goal of self-paced learning. $\phi_s(\mathbf{x}; \theta_s)$ is a “mentor” helping to decide whether a sample \mathbf{x} is important enough to train the “student” network $u(\mathbf{x}; \theta)$. The “mentor” could significantly avoid redundant training information and help to speed up the convergence. This idea is originally from self-paced learning [26] and is further improved in [22] by introducing a DNN to select training data for image classification. Among similar works, a state-of-the-art algorithm named as SelectNet was proposed in [33] for image classification, especially for imbalanced data problem. Based on the observation that samples near the singularity of the PDE solution are rare compared to samples from the regular part, we extend the SelectNet [33] to network-based residual models especially for PDE solutions with certain irregularity.

Originally in image classification, for a training data set $\mathcal{D} = \{(\mathbf{x}_i, y_i)\}_{i=1}^n$, self-paced learning uses a vector $\mathbf{v} \in \{0, 1\}^n$ to indicate whether or not each training sample should be included in the current training stage ($v_i = 1$ if the i th sample is included in the current iteration). The overall target function including \mathbf{v} is

$$(3.1) \quad \min_{\theta, \mathbf{v} \in \{0, 1\}^n} \sum_{i=1}^n v_i \mathcal{L}(y_i, \phi(\mathbf{x}_i; \theta)) - \lambda \sum_{i=1}^n v_i,$$

where $\mathcal{L}(y_i, \phi(\mathbf{x}_i; \theta))$ denotes the loss function of a DNN $\phi(\mathbf{x}_i; \theta)$ for classifying a sample \mathbf{x}_i to y_i . When this model is relaxed to $\mathbf{v} \in [0, 1]^n$ and the alternative convex search is applied to solve the relaxed optimization, a straightforward derivation easily reveals a rule for the optimal value for each entry $v_i^{(t)}$ in the t -th iteration as

$$(3.2) \quad v_i^{(t)} = 1, \text{ if } \mathcal{L}(y_i, \phi(\mathbf{x}_i; \theta^{(t)})) < \lambda, \quad \text{and} \quad v_i^{(t)} = 0, \text{ otherwise.}$$

A sample with a smaller loss than the threshold λ is treated as an “easy” sample and will be selected in training. When computing $\theta^{(t+1)}$ with a fixed $\mathbf{v}^{(t)}$, the classifier is trained only on the selected “easy” samples. This mechanism helps to reduce the generalization error for image classification when the training data distribution is usually different from the test data distribution.

When solving high dimensional PDEs, the training and test data distributions are the same and there is no limitation for sampling. Hence, the desired mechanism in this case is to: 1) consider no bias on choosing samples for fast convergence in the early stage of training; 2) exclude “easy” samples and focus on “difficult” samples for better convergence in the latter stage of training. In particular, the SelectNet $\phi_s(\mathbf{x}; \theta_s)$ should satisfy the following requirements. First of all, as a weight function, $\phi_s(\mathbf{x}; \theta_s)$ is set to be bounded and uniformly scaled. Second, $\phi_s(\mathbf{x}; \theta_s)$ should generate no bias towards samples in the early stage of training. Third, the role of $\phi_s(\mathbf{x}; \theta_s)$ is to add higher weights to samples with larger point-wise residual errors in the latter stage of training.

In practice, two particular selection networks $\phi'_s(\mathbf{x}; \theta'_s)$ and $\phi''_s(\mathbf{x}; \theta''_s)$ are introduced separately

for the PDE residual and condition residual. They are required to be bounded as

$$(3.3) \quad 0 \leq m_0 < \phi'_s(\mathbf{x}; \theta'_s) < M_0, \quad \forall \mathbf{x} \in Q \text{ and } \forall \theta'_s,$$

$$(3.4) \quad 0 \leq m_0 < \phi''_s(\mathbf{x}; \theta''_s) < M_0, \quad \forall \mathbf{x} \in \Gamma \text{ and } \forall \theta''_s,$$

and uniformly scaled as

$$(3.5) \quad \frac{1}{|Q|} \int_Q \phi'_s(\mathbf{x}; \theta'_s) d\mathbf{x} = 1, \quad \frac{1}{|\Gamma|} \int_\Gamma \phi''_s(\mathbf{x}; \theta''_s) d\mathbf{x} = 1.$$

Based on the model of residual methods in (2.7) and the requirements above, we have the following SelectNet framework for the residual method:

$$(3.6) \quad \min_{\theta} \max_{\theta'_s, \theta''_s} \mathbb{E}_{\mathbf{x} \in Q} [\phi'_s(\mathbf{x}; \theta'_s) |\mathcal{D}u(\mathbf{x}; \theta) - f(\mathbf{x})|^2] \\ + \lambda \mathbb{E}_{\mathbf{x} \in \Gamma} [\phi''_s(\mathbf{x}; \theta''_s) |\mathcal{B}u(\mathbf{x}; \theta)|^2] \\ - \varepsilon^{-1} \left[\left(\frac{1}{|Q|} \int_Q \phi'_s(\mathbf{x}; \theta'_s) d\mathbf{x} - 1 \right)^2 + \left(\frac{1}{|\Gamma|} \int_\Gamma \phi''_s(\mathbf{x}; \theta''_s) d\mathbf{x} - 1 \right)^2 \right],$$

where the last penalty term with a small penalty parameter $\varepsilon > 0$ is to enforce (3.5) to be satisfied approximately. In the early stage of training, $\phi_s(\mathbf{x}; \theta_s)$ can be initialized as constant one and it has a slowly varying and smooth function configuration with a high probability satisfying the second requirement above. In the latter stage of training, $\phi_s(\mathbf{x}; \theta_s)$ has been optimized by the inner max problem to choose difficult samples and the third requirement above is satisfied. Besides, the condition in (3.3)-(3.4) holds automatically if the last layer of activation functions of $\phi_s(\mathbf{x}; \theta_s)$ is bounded and the network output is properly rescaled and shifted as we shall discuss later in the next section.

4. Error estimates. In this section, theoretical analysis are presented to show the solution errors of the basic and SelectNet models are bounded by the loss function (residual errors). Specifically, we will take the elliptic PDE with Neumann boundary condition as an example. The conclusion can be generalized for other well-posed PDEs by similar argument. Consider

$$(4.1) \quad \begin{cases} -\Delta u + cu = f, & \text{in } \Omega, \\ \frac{\partial u}{\partial n} = g, & \text{on } \partial\Omega, \end{cases}$$

where Ω is an open subset of \mathbb{R}^d whose boundary $\partial\Omega$ is C^1 smooth; $f \in L^2(\Omega)$, $g \in L^2(\partial\Omega)$, $c(x) \geq \sigma > 0$ is a given function in $L^2(\Omega)$.

THEOREM 4.1. *Suppose the problem (4.1) admits a unique solution in $C^1(\overline{\Omega})$. Also, suppose the variational optimization problem*

$$(4.2) \quad \min_{u \in \mathcal{N}} J(u) := \min_{u \in \mathcal{N}} \int_{\Omega} |-\Delta u + cu - f|^2 + \lambda \int_{\partial\Omega} \left| \frac{\partial u}{\partial n} - g \right|^2,$$

with admissible set $\mathcal{N} \subset C^2(\overline{\Omega})$ has a feasible solution $u_b \in \mathcal{N}$ satisfying

$$(4.3) \quad J(u_b) < \delta,$$

then

$$(4.4) \quad \|u_b - u_*\|_{H^1(\Omega)} \leq c \max(1, \sigma^{-1}) \max(1, \lambda^{-\frac{1}{2}}) \delta^{\frac{1}{2}},$$

where $c > 0$ is a constant only depending on d and Ω . Furthermore, let \mathcal{S} be a subset of $\{\phi \in C(\Omega) : \phi > 0\}$ which contains $\phi(x) \equiv 1, x \in \Omega$ and \mathcal{S}' be a subset of $\{\phi \in C(\partial\Omega) : \phi > 0\}$ which contains $\phi(x) \equiv 1, x \in \partial\Omega$. Suppose the variational optimization problem

$$(4.5) \quad \min_{u \in \mathcal{N}} J_{\mathcal{S}, \mathcal{S}'}(u) := \min_{u \in \mathcal{N}} \max_{\phi \in \mathcal{S}, \phi' \in \mathcal{S}'} \int_{\Omega} \phi |-\Delta u + cu - f|^2 + \lambda \int_{\partial\Omega} \phi' \left| \frac{\partial u}{\partial n} - g \right|^2$$

has a feasible solution $u_s \in \mathcal{N}$ satisfying

$$(4.6) \quad J_{\mathcal{S}, \mathcal{S}'}(u_s) < \delta,$$

then (4.4) with u_s replacing u_b also holds.

Proof. Let u_* be the true solution of (4.1), and $v_b := u_b - u_*$. Starting from the identity

$$(4.7) \quad -\Delta v_b + cv_b = -\Delta u_b + cu_b - f,$$

we multiply v_b to both sides of (4.7) and integrate over Ω . Since $v_b \in C^1(\bar{\Omega})$, by integration by parts it follows

$$(4.8) \quad \|\nabla v_b\|_{L^2(\Omega)}^2 + \sigma \|v_b\|_{L^2(\Omega)}^2 \leq \int_{\Omega} (-\Delta u_b + cu_b - f)v_b + \int_{\partial\Omega} v_b \frac{\partial v_b}{\partial n}.$$

Hence, by Cauchy-Schwarz inequality,

$$(4.9) \quad \min(1, \sigma) \|v_b\|_{H^1(\Omega)}^2 \leq \|-\Delta u_b + cu_b - f\|_{L^2(\Omega)} \cdot \|v_b\|_{L^2(\Omega)} \\ + \|v_b\|_{L^2(\partial\Omega)} \cdot \left\| \frac{\partial u_b}{\partial n} - g \right\|_{L^2(\partial\Omega)}.$$

By trace theorem, $\|v_b\|_{L^2(\partial\Omega)} \leq c' \|v_b\|_{H^1(\Omega)}$ for some $c' > 0$ which only depends on d and Ω , then we have

$$(4.10) \quad \min(1, \sigma) \|v_b\|_{H^1(\Omega)}^2 \\ \leq \|v_b\|_{H^1(\Omega)} \left(\|-\Delta u_b + cu_b - f\|_{L^2(\Omega)} + c' \left\| \frac{\partial u_b}{\partial n} - g \right\|_{L^2(\partial\Omega)} \right) \\ \leq c'' \|v_b\|_{H^1(\Omega)} \left(\|-\Delta u_b + cu_b - f\|_{L^2(\Omega)}^2 + \left\| \frac{\partial u_b}{\partial n} - g \right\|_{L^2(\partial\Omega)}^2 \right)^{\frac{1}{2}},$$

with $c'' = \sqrt{2} \max(1, c')$. Finally, by the hypothesis (4.3), (4.4) directly follows (4.10).

Similarly, by the fact that $J(u_s) \leq J_{\mathcal{S}, \mathcal{S}'}(u_s) < \delta$, we can also obtain the same estimate for $\|u_s - u_*\|_{H^1(\Omega)}$. \square

By using the triangle inequality, we can conclude the solutions of the basic and SelectNet models are equivalent as long as the loss functions are minimized sufficiently, that is

COROLLARY 4.2. *Under the hypothesis of Theorem 4.1, it satisfies*

$$(4.11) \quad \|u_b - u_s\|_{H^1(\Omega)} \leq c \max(1, \sigma^{-1}) \max(1, \lambda^{-\frac{1}{2}}) \delta^{\frac{1}{2}}.$$

5. Network Implementation.

5.1. Network Architecture. The proposed framework is independent of the choice of DNNs. Advanced network design may improve the accuracy and convergence of the proposed framework, which would be interesting for future work.

In this paper, feedforward neural networks will be repeatedly applied. Let $\phi(\mathbf{x}; \theta)$ denote such a network with an input \mathbf{x} and parameters θ , then it is defined recursively as follows:

$$(5.1) \quad \begin{aligned} \mathbf{x}^0 &= \mathbf{x}, \\ \mathbf{x}^{l+1} &= \sigma(\mathbf{W}^l \mathbf{x}^l + \mathbf{b}^l), \quad l = 0, 1, \dots, L-1, \\ \phi(\mathbf{x}; \theta) &= \mathbf{W}^L \mathbf{x}^L + \mathbf{b}^L, \end{aligned}$$

where σ is an application-dependent nonlinear activation function, and θ consists of all the weights and biases $\{\mathbf{W}^l, \mathbf{b}^l\}_{l=0}^L$ satisfying

$$(5.2) \quad \begin{aligned} \mathbf{W}^0 &\in \mathbb{R}^{m \times d}, \quad \mathbf{W}^L \in \mathbb{R}^{1 \times m}, \quad \mathbf{b}^L \in \mathbb{R}, \\ \mathbf{W}^l &\in \mathbb{R}^{m \times m}, \quad \text{for } l = 1, \dots, L-1, \\ \mathbf{b}^l &\in \mathbb{R}^{m \times 1}, \quad \text{for } l = 0, \dots, L-1. \end{aligned}$$

The number m is called the width of the network and L is called the depth.

For simplicity, we deploy the feedforward neural network with the activation function $\sigma(\mathbf{x}) = \sin(\mathbf{x})$ as the solution network that approximates the solution of the PDE. As for the selection network introduced in Section 3, since it is required to be bounded in $[m_0, M_0]$, it can be defined via

$$(5.3) \quad \phi_s(\mathbf{x}; \theta) = (M_0 - m_0)\sigma_s(\hat{\phi}(\mathbf{x}; \theta)) + m_0,$$

where $\sigma_s(x) = 1/(1 + \exp(-x))$ is the sigmoidal function, and $\hat{\phi}$ is a generic network, e.g. a feedforward neural network with the ReLU activation $\sigma(\mathbf{x}) = \max\{0, \mathbf{x}\}$.

5.2. Special Network for Dirichlet Boundary Conditions. In the case of homogeneous Dirichlet boundary conditions, it is worth mentioning a special network design that satisfies the boundary condition automatically as discussed in [27, 3].

Let us focus on the boundary value problem to introduce this special network structure. It is straightforward to generalize this idea to the case of an initial boundary value problem and we omit this discussion. Assume a homogeneous Dirichlet boundary condition

$$(5.4) \quad u(\mathbf{x}) = 0, \quad \text{on } \partial\Omega,$$

then a solution network automatically satisfying the condition above can be constructed by

$$(5.5) \quad u(\mathbf{x}; \theta) = h(\mathbf{x})\hat{u}(\mathbf{x}; \theta),$$

where \hat{u} is a generic network as in (5.1), and h is a specifically chosen function such as $h = 0$ on Γ .

For example, if Ω is a d -dimensional unit ball, then $u(\mathbf{x}; \theta)$ can take the form

$$(5.6) \quad u(\mathbf{x}; \theta) = (|\mathbf{x}|^2 - 1)\hat{u}(\mathbf{x}; \theta).$$

For another example, if Ω is the d -dimensional cube $[-1, 1]^d$, then $u(x; \theta)$ can take the form

$$(5.7) \quad u(\mathbf{x}; \theta) = \prod_{i=1}^d (x_i^2 - 1)\hat{u}(\mathbf{x}; \theta).$$

Since the boundary condition $\mathcal{B}u = 0$ is always fulfilled, it suffices to solve the min-max problem

$$(5.8) \quad \min_{\theta} \max_{\theta'_s} \mathbb{E}_{\mathbf{x} \in Q} [\phi'_s(\mathbf{x}; \theta'_s) |\mathcal{D}u(\mathbf{x}; \theta) - f(\mathbf{x})|^2] - \varepsilon^{-1} \left(\frac{1}{|Q|} \int_Q \phi'_s(\mathbf{x}; \theta'_s) - 1 \right)^2$$

to identify the best solution network $u(\mathbf{x}; \theta)$.

5.3. Derivatives of Networks. Note that the evaluation of the optimization problem in (3.6) involves the derivative of the network $u(\mathbf{x}; \theta)$ in terms of \mathbf{x} . When the activation function of the network is differentiable, the network is differentiable and the derivative in terms of \mathbf{x} can be evaluated efficiently via the backpropagation algorithm. Note that the network we adopt in this paper is not differentiable. Hence, numerical differentiation will be utilized to estimate the derivative of networks. For example, for the elliptic operator $\mathcal{D}u := \nabla \cdot (a(x)\nabla u)$, $\mathcal{D}u(\mathbf{x}; \theta)$ can be estimated by the second-order central difference formula

$$(5.9) \quad \mathcal{D}u(\mathbf{x}; \theta) \approx \frac{1}{h^2} \sum_{i=1}^d a(\mathbf{x} + \frac{1}{2}h\mathbf{e}_i)(u(\mathbf{x} + h\mathbf{e}_i, \theta) - u(\mathbf{x}; \theta)) \\ - a(\mathbf{x} - \frac{1}{2}h\mathbf{e}_i)(u(\mathbf{x}; \theta) - u(\mathbf{x} - h\mathbf{e}_i, \theta)),$$

up to an error of $O(dh^2)$.

5.4. Network Training. Once networks have been set up, the rest is to train the networks to solve the min-max problem in (3.6). The stochastic gradient descent (SGD) method or its variants (e.g., Adam [24]) is an efficient tool to solve this problem numerically. Although the convergence of SGD for the min-max problem is still an active research topic [40, 9, 44], empirical success shows that SGD can provide a good approximate solution.

Before completing the algorithm description of SelectNet, let us introduce the key setup of SGD and summarize it in Algorithm 1 below. In each training iteration, we first set uniformly distributed training points $\{\mathbf{x}_i^1\}_{i=1}^{N_1} \subset Q$ and $\{\mathbf{x}_i^2\}_{i=1}^{N_2} \subset \Gamma$, and define the empirical loss of these training points as

$$(5.10) \quad J(\theta, \theta_s) = \frac{1}{N_1} \sum_{i=1}^{N_1} \phi'_s(\mathbf{x}_i^1; \theta'_s) |\mathcal{D}u(\mathbf{x}_i^1, \theta) - f(\mathbf{x}_i^1)|^2 \\ + \frac{\lambda}{N_2} \sum_{i=1}^{N_2} \phi''_s(\mathbf{x}_i^2; \theta''_s) |\mathcal{B}u(\mathbf{x}_i^2, \theta) - g(\mathbf{x}_i^2)|^2 \\ - \varepsilon^{-1} \left[\left(\frac{1}{N_1} \sum_{i=1}^{N_1} \phi'_s(\mathbf{x}_i^1; \theta'_s) - 1 \right)^2 + \left(\frac{1}{N_2} \sum_{i=1}^{N_2} \phi''_s(\mathbf{x}_i^2; \theta''_s) - 1 \right)^2 \right],$$

where $\theta_s := [\theta'_s, \theta''_s]$. Next, θ_s can be updated by the gradient ascent via

$$(5.11) \quad \theta_s \leftarrow \theta_s + \tau_s \nabla_{\theta_s} J,$$

and θ can be updated by the gradient descent via

$$(5.12) \quad \theta \leftarrow \theta - \tau \nabla_{\theta} J,$$

with step sizes τ_s and τ . Note that training points are randomly renewed in each iteration. In fact, for the same set of training points in each iteration, the updates (5.11) and (5.12) can be performed n_1 and n_2 times, respectively.

6. Numerical Examples. In this section, the proposed SelectNet model is tested on several PDE examples including elliptic/parabolic and linear/nonlinear high-dimensional problems. The basic model (2.7) is also tested for comparison. For the basic and SelectNet models, we

Algorithm 1 Residual Model with SelectNet**Require:** the PDE (2.4)**Ensure:** the parameters θ in the solution network $u(\mathbf{x}; \theta)$ Set parameters n, n_1, n_2 for iterations and parameters N_1, N_2 for sample sizesInitialize $u(\mathbf{x}; \theta^{0,0})$ and $\phi_s(\mathbf{x}; \theta_s^{0,0})$ **for** $k = 1, \dots, n$ **do**

Generate uniformly distributed sampling points

 $\{\mathbf{x}_i^1\}_{i=1}^{N_1} \subset Q$ and $\{\mathbf{x}_i^2\}_{i=1}^{N_2} \subset \Gamma$ **for** $j = 1, \dots, n_1$ **do**Update $\theta_s^{k-1,j} \leftarrow \theta_s^{k-1,j-1} + \tau_s^{(k)} \nabla_{\theta_s} J(\theta_s^{k-1,j-1}, \theta^{k-1,0})$ **end for** $\theta_s^{k,0} \leftarrow \theta_s^{k-1,n_1}$ **for** $j = 1, \dots, n_2$ **do**Update $\theta^{k-1,j} \leftarrow \theta^{k-1,j-1} - \tau^{(k)} \nabla_{\theta} J(\theta_s^{k,0}, \theta^{k-1,j-1})$ **end for** $\theta^{k,0} \leftarrow \theta^{k-1,n_2}$ **if** Stopping criteria is satisfied **then**Return $\theta = \theta^{k,0}$ **end if****end for**

choose the feedforward architecture with activation $\sigma(x) = \max(x^3, 0)$ for the solution network, and the feedforward architecture with ReLU activation for the selection network. AdamGrad [11] is employed to solve the optimization problems, with learning rates

$$(6.1) \quad \tau_s^{(k)} = 10^{-2},$$

for the selection network, and

$$(6.2) \quad \tau^{(k)} = 10^{-3-j/5}, \text{ if } n^{(j)} < k \leq n^{(j+1)}, \quad \forall j = 0, \dots, 5,$$

for the solution network, where $0 = n^{(0)} < \dots < n^{(6)} = n$ are equispaced segments of total iterations. Other parameters used in the model and algorithm are listed in Table 6.1.

We take the (relative) l^2 error at uniformly distributed sampling points $\{\mathbf{x}_i\} \subset Q$ as the metric to evaluate the accuracy, which is formulated by

$$(6.3) \quad e_{l^2}(\theta) := \left(\frac{\sum_i |u(\mathbf{x}_i; \theta) - u(\mathbf{x}_i)|^2}{\sum_i |u(\mathbf{x}_i)|^2} \right)^{\frac{1}{2}}.$$

6.1. Elliptic Equations with Low-Regularity Solutions. First, let us consider the nonlinear elliptic equation inside a bounded domain

$$(6.4) \quad \begin{aligned} -\nabla \cdot (a(x)\nabla u) + |\nabla u|^2 &= f(x), & \text{in } \Omega := \{x : |x| < 1\}, \\ u &= g(x), & \text{on } \partial\Omega, \end{aligned}$$

with $a(x) = 1 + \frac{1}{2}|x|^2$. In this case, we specify the exact solution by

$$(6.5) \quad u(x) = \sin\left(\frac{\pi}{2}(1 - |x|)^{2.5}\right),$$

d	the dimension of the problem
m	the width of each layer in the solution network
m_s	the width of each layer in the selection network
L	the depth of the solution network
L_s	the depth of the selection network
M_0	the upper bound of the selection network
m_0	the lower bound of the selection network
n	number of iterations in the optimization
n_1	number of updates of the selection network in each iteration
n_2	number of updates of the solution network in each iteration
N_1	number of training points inside the domain in each iteration
N_2	number of training points on the domain boundary in each iteration
ε	penalty parameter to uniform the selection network
λ	summation weight of the boundary residual

Table 6.1: *Parameters in the model and algorithm.*

whose first derivative is singular at the origin and the third derivative is singular on the boundary. The problems with $d = 10$ and 20 are solved. The implementation parameters and the minimal obtained errors by the basic and SelectNet models are listed in Table 6.2 and 6.3. Also, the curves of error decay versus iterations are shown in Fig. 6.1. From these results, it is observed both models work for the elliptic problem, but SelectNet has a clearly better performance than the basic model: its l^2 error decay is more numerically stable and reaches to a much lower level. The advantage of SelectNet is more significant when d is higher. Besides, we present in Fig. 6.2 the following surfaces

- the (x_1, x_2) -slice of numerical solution $u(x_1, x_2, 0, \dots, 0; \theta)$
- the (x_1, x_2) -slice of solution error $u(x_1, x_2, 0, \dots, 0; \theta) - u(x_1, x_2, 0, \dots, 0)$
- the (x_1, x_2) -slice of selection network $\phi_s(x_1, x_2, 0, \dots, 0; \theta_s)$

for $d = 20$. It shows the numerical error accumulates near the origin due to its low regularity. On the other hand, the selection net attains its peak at the origin, implying the selection of training points is mainly distributed near the origin where the error is mainly distributed.

Additionally, to test the robustness of the models, we perform them on the case of $d = 20$ using various parameters. The results are listed in Table 6.4. It is seen the basic model does not converge if fewer sample points are chosen in each iteration, while SelectNet always converges (“converge” means the errors obtained by iterations are decreasing overall). This reflects the robustness of SelectNet against the classical basic model.

6.2. Parabolic Equations. In this section, SelectNet is tested on an initial boundary value problem of the parabolic equation, which is given by

$$\begin{aligned}
(6.6) \quad & \partial_t u(x, t) - \mathcal{D}_x u(x, t) = f(x, t), \quad \text{in } Q := \Omega \times (0, 1), \\
& u(x, t) = g(x), \quad \text{on } \partial\Omega \times (0, 1), \\
& u(x, 0) = h(x), \quad \text{in } \Omega,
\end{aligned}$$

with $\Omega := \{x : |x| < 1\}$. Two examples are presented in this section.

First, we take $\mathcal{D}_x = \Delta_x$ (heat equation), and the exact solution is set by

$$(6.7) \quad u(x, t) = e^{-t} \sin\left(\frac{\pi}{2}(1 - |x|)^{2.5}\right).$$

Parameters	Dimensions	SelectNet	Basic
N_1	$d = 10$	5000	5000
	$d = 20$	10000	10000
N_2	$d = 10$	5000	5000
	$d = 20$	10000	10000
n	$d = 10, 20$	10000	10000
n_1	$d = 10, 20$	1	/
n_2	$d = 10, 20$	1	1
λ	$d = 10, 20$	1	1
ε	$d = 10, 20$	0.001	/
m	$d = 10, 20$	100	100
L	$d = 10, 20$	7	7
m_s	$d = 10, 20$	20	/
L_s	$d = 10, 20$	3	/
$[m_0, M_0]$	$d = 10, 20$	[0.1, 10]	/

Table 6.2: *The parameters of the implementation for various models in the nonlinear elliptic example.*

Dimension	SelectNet	Basic
$d = 10$	9.027×10^{-3}	2.088×10^{-2}
$d = 20$	2.646×10^{-2}	8.231×10^{-2}

Table 6.3: l^2 errors obtained by various models in the nonlinear elliptic example.

In the SelectNet model, time-discretization schemes are not utilized. Instead, we regard t as an extra spatial variable of the problem. Hence the problem domain $\Omega \times (0, 1)$ is an analog of a hypercylinder, and the “boundary” value is specified in the bottom $\Omega \times \{t = 0\}$ and the side $\partial\Omega \times (0, 1)$. As in the preceding examples, the parameters and computed results by the basic and SelectNet models for $d = 10$ and 20 are listed in Table 6.5 and 6.6. It is clearly shown SelectNet still obtains smaller errors than the basic model under the same parameter setting. In Fig. 6.3 the curves of error decay are presented, and in Fig. 6.4 the (t, x_1) -surfaces of the numerical solution, solution error and selection network when $d = 20$ are displayed.

Second, we take $\mathcal{D}_x u = -\nabla_x \cdot (a(x)\nabla_x u)$ which has a non-constant coefficient $a(x) = 1 + \frac{1}{2}|x|$, and the exact solution is set by

$$(6.8) \quad u(x, t) = \exp(|x|\sqrt{1-t}).$$

Note u is at most C^0 smooth at $t = 1$ and $|x| = 0$. The parameters, reduced errors and error curves are shown in Table 6.7, 6.8 and Fig. 6.5. The high singularity of the solution causes this problem much more difficult than previous ones. Correspondingly, we take more sampling points in each iteration. It can be seen in the figure, the error curves of the SelectNet decay faster to lower levels than the basic model for both $d = 10$ and 20. Especially, when $d = 20$ the basic model can not reduce the error even to 0.2, while SelectNet converges to the solution within l^2 error 0.02. Moreover, the (t, x_1) -surface of the results for $d = 20$ are shown in Fig. 6.6, from that we can observe the solution error is mainly distributed near the singular slices $|x| = 0$ and $t = 1$.

Model	n	n_1, n_2	N_1, N_2	Minimal l^2 error	If converges
Basic	10000	1	1000	2.722×10^{-1}	No
			2000	9.368×10^{-1}	No
			5000	1.882×10^{-1}	Yes
			10000	8.231×10^{-2}	Yes
	100	100	1000	4.027×10^{-1}	No
			2000	9.337×10^{-1}	No
			5000	9.772×10^{-1}	No
			10000	6.153×10^{-2}	Yes
SelectNet	10000	1	1000	1.450×10^{-1}	Yes
			2000	2.582×10^{-2}	Yes
			5000	8.326×10^{-2}	Yes
			10000	2.646×10^{-2}	Yes
	100	100	1000	1.142×10^{-1}	Yes
			2000	1.652×10^{-1}	Yes
			5000	1.881×10^{-1}	Yes
			10000	1.993×10^{-2}	Yes

Table 6.4: the minimal l^2 errors and status of convergence obtained by the basic model and SelectNet model with various parameters in the nonlinear elliptic example.

Parameters	Dimensions	SelectNet	Basic
N_1	$d = 10$	1000	1000
	$d = 20$	5000	5000
N_2	$d = 10$	1000	1000
	$d = 20$	5000	5000
n	$d = 10, 20$	10000	10000
n_1	$d = 10, 20$	1	/
n_2	$d = 10, 20$	1	1
λ	$d = 10, 20$	10	10
ε	$d = 10, 20$	0.001	/
m	$d = 10, 20$	100	100
L	$d = 10, 20$	7	7
m_s	$d = 10, 20$	10	/
L_s	$d = 10, 20$	3	/
$[m_0, M_0]$	$d = 10, 20$	[0.1, 10]	/

Table 6.5: The parameters of the implementation for various models in the heat example.

Dimension	SelectNet	basic
$d = 10$	1.826×10^{-2}	2.540×10^{-1}
$d = 20$	2.567×10^{-2}	1.887×10^{-1}

Table 6.6: l^2 errors obtained by various models in the heat example.

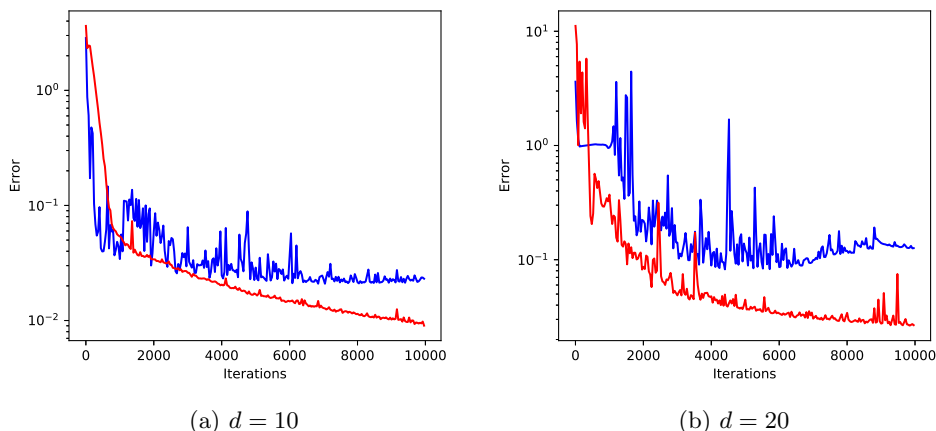


Fig. 6.1: l^2 errors v.s. iterations in the nonlinear elliptic example (Red: SelectNet model; Blue: the basic model).

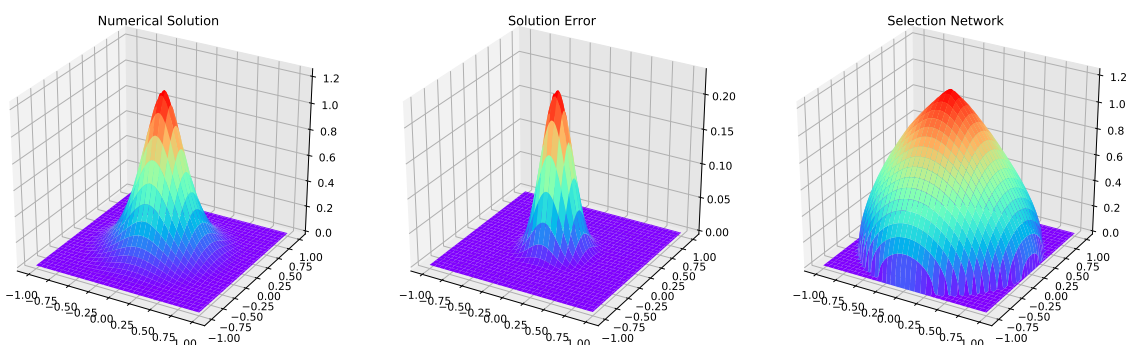


Fig. 6.2: The (x_1, x_2) -surfaces of the numerical solution, solution error and selection network by SelectNet ($d=20$) in the nonlinear elliptic example.

6.3. Hyperbolic Equations. In the last example, we test SelectNet by solving the initial boundary value problem of the hyperbolic (wave) equation, which is given by

$$\begin{aligned}
 (6.9) \quad & \frac{\partial^2 u(x, t)}{\partial t^2} - \Delta_x u(x, t) = f(x, t), \text{ in } \Omega \times (0, 1), \\
 & u(x, t) = g_0(x, t), \text{ on } \partial\Omega \times (0, 1), \\
 & u(x, 0) = h_0(x), \quad \frac{\partial u(x, 0)}{\partial t} = h_1(x) \text{ in } \Omega,
 \end{aligned}$$

with $\Omega := \{x : |x| < 1\}$ and exact solution is set by

$$(6.10) \quad u(x, t) = (\exp(t^2) - 1) \sin\left(\frac{\pi}{2}(1 - |x|)^{2.5}\right).$$

Same as in the parabolic example, we list the parameters and obtained errors for $d = 10$ and 20 in Table 6.9 and 6.10, which demonstrates the SelectNet still converges faster than the basic model

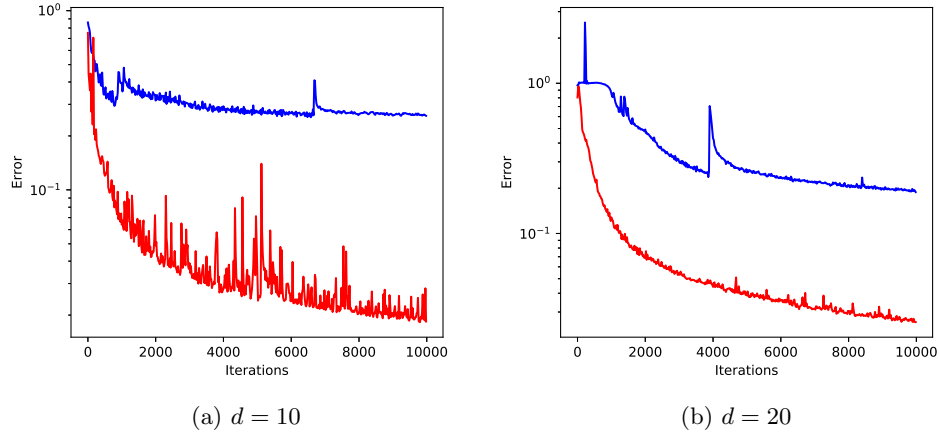


Fig. 6.3: l^2 errors v.s. iterations in the heat example (Red: SelectNet model; Blue: the basic model).

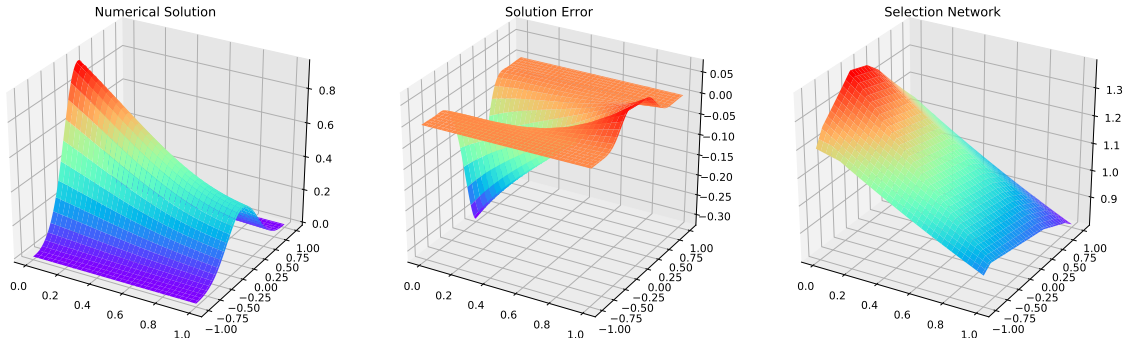
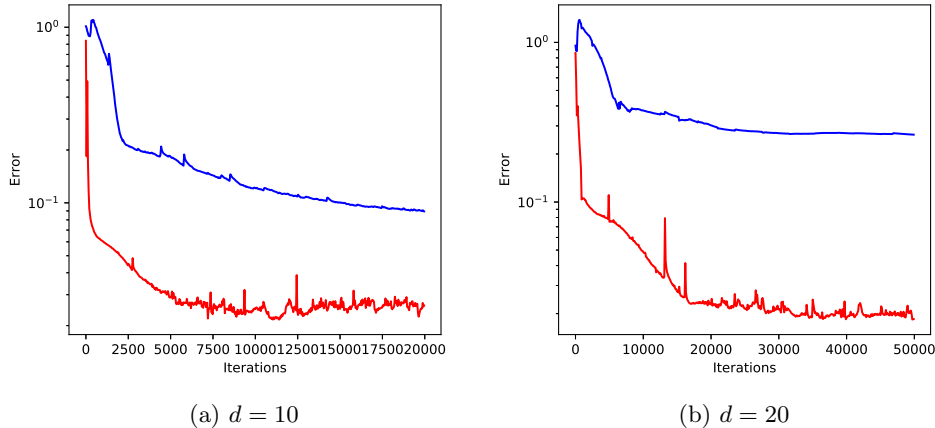


Fig. 6.4: The (t, x_1) -surfaces of the numerical solution, solution error and selection network by SelectNet ($d=20$) in the heat example.

Parameters	Dimensions	SelectNet	Basic
N_1	$d = 10, 20$	10000	10000
N_2	$d = 10, 20$	10000	10000
n	$d = 10$	20000	20000
	$d = 20$	50000	50000
n_1	$d = 10, 20$	1	/
n_2	$d = 10, 20$	1	1
λ	$d = 10, 20$	10	10
ε	$d = 10, 20$	0.001	/
m	$d = 10, 20$	100	100
L	$d = 10, 20$	7	7
m_s	$d = 10, 20$	20	/
L_s	$d = 10, 20$	3	/
$[m_0, M_0]$	$d = 10, 20$	[0.5, 10]	/

Table 6.7: The parameters of the implementation for various models in the second parabolic example.

Dimension	SelectNet	Basic
$d = 10$	2.164×10^{-2}	8.941×10^{-2}
$d = 20$	1.835×10^{-2}	2.643×10^{-1}

Table 6.8: l^2 errors obtained by various models in the second parabolic example.Fig. 6.5: l^2 errors v.s. iterations in the second parabolic example (Red: SelectNet model; Blue: the basic model).

(especially when d is higher). Also, we display the curves of error decay in Fig. 6.7, and the (x_1, x_2) -surfaces of the results at $t = 1$ when $d = 20$ in Fig. 6.8. The results in the examples of parabolic and hyperbolic equations imply our proposed model works successfully for time-dependent problems.

7. Conclusion. In this work, we improve the network-based residual models on generic PDEs by introducing a selection network for selected sampling in the optimization process. The objective is to place higher weights on the sampling points having larger point-wise residuals, and correspondingly we propose the SelectNet model that is a min-max optimization. In the implementation, both the solution and selection functions are approximated by feedforward neural networks, which are trained alternatively in the algorithm. The proposed SelectNet framework can solve high-dimensional PDEs that are intractable by traditional PDE solvers.

In the numerical examples, it is demonstrated the proposed SelectNet model works effectively for elliptic, parabolic and hyperbolic equations, even if in the case of nonlinear equations. Furthermore, numerical results show that the proposed model outperforms the basic residual model. In the problems with low-regularity solutions, SelectNet will focus on the region which has larger errors automatically, finally improving the speed of convergence.

REFERENCES

- [1] A. R. Barron. Universal approximation bounds for superpositions of a sigmoidal function. *IEEE Transactions on Information Theory*, 39(3):930–945, May 1993.
- [2] Christian Beck, Sebastian Becker, Patrick Cheridito, Arnulf Jentzen, and Ariel Neufeld. Deep splitting method for parabolic PDEs. *arXiv e-prints*, arXiv:1907.03452, Jul 2019.

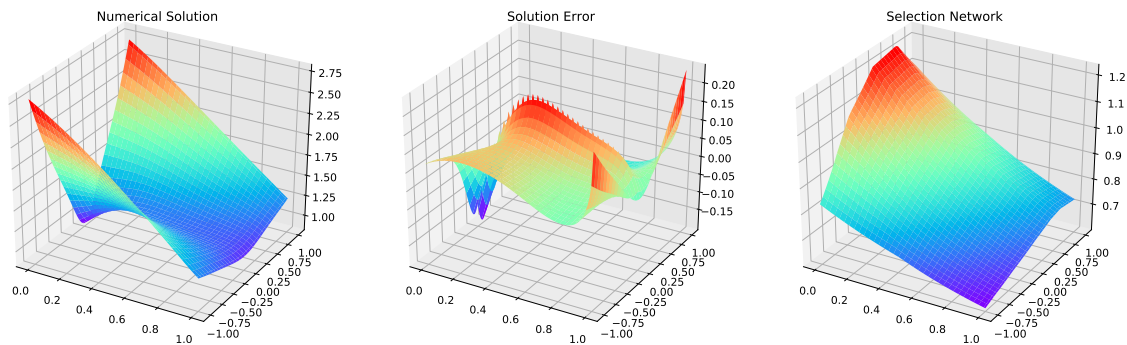


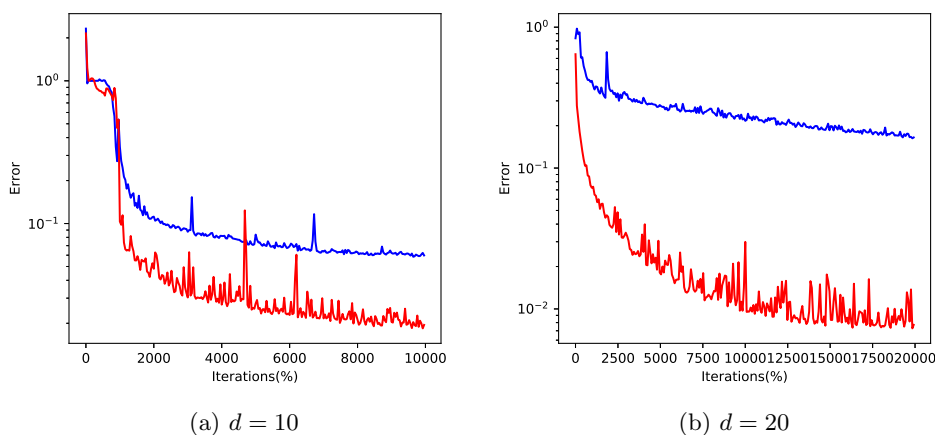
Fig. 6.6: The (t, x_1) -surfaces of the numerical solution, solution error and selection network by SelectNet ($d=20$) in the second parabolic example.

Parameters	Dimensions	SelectNet	Basic
N_1	$d = 10$	1000	1000
	$d = 20$	10000	10000
N_2	$d = 10$	1000	1000
	$d = 20$	10000	10000
n	$d = 10$	10000	10000
	$d = 20$	20000	20000
n_1	$d = 10, 20$	1	/
n_2	$d = 10, 20$	1	1
λ	$d = 10, 20$	10	10
ε	$d = 10, 20$	0.001	/
m	$d = 10, 20$	100	100
L	$d = 10, 20$	3	3
m_s	$d = 10, 20$	20	/
L_s	$d = 10, 20$	3	/
$[m_0, M_0]$	$d = 10, 20$	[0.8, 10]	/

Table 6.9: The parameters of the implementation for various models in the hyperbolic example.

- [3] Jens Berg and Kaj Nyström. A unified deep artificial neural network approach to partial differential equations in complex geometries. *Neurocomputing*, 317:28 – 41, 2018.
- [4] Jian-Feng Cai, Dong Li, Jiaye Sun, and Ke Wang. Enhanced Expressive Power and Fast Training of Neural Networks by Random Projections. *arXiv e-prints*, arXiv:1811.09054, Nov 2018.
- [5] Wei Cai and Zhi-Qin John Xu. Multi-scale Deep Neural Networks for Solving High Dimensional PDEs. *arXiv e-prints*, arXiv:1910.11710, Oct 2019.
- [6] Charles K. Chui, Shao-Bo Lin, and Ding-Xuan Zhou. Construction of neural networks for realization of localized deep learning. *arXiv e-prints*, arXiv:1803.03503, Mar 2018.
- [7] Dominik Csiba and Peter Richtárik. Importance sampling for minibatches. *J. Mach. Learn. Res.*, 19(1):962–982, January 2018.
- [8] G. Cybenko. Approximation by superpositions of a sigmoidal function. *Mathematics of Control, Signals and Systems*, 2(4):303–314, Feb 1989.
- [9] Constantinos Daskalakis and Ioannis Panageas. The limit points of (optimistic) gradient descent in min-max optimization. In *Proceedings of the 32Nd International Conference on Neural Information Processing Systems*, NIPS’18, pages 9256–9266, USA, 2018. Curran Associates Inc.
- [10] M. W. M. G. Dissanayake and N. Phan-Thien. Neural-network-based approximations for solving partial differ-

Dimension	SelectNet	Basic
$d = 10$	1.843×10^{-2}	5.824×10^{-2}
$d = 20$	7.280×10^{-3}	1.627×10^{-1}

Table 6.10: l^2 errors obtained by various models in the hyperbolic example.Fig. 6.7: l^2 errors v.s. iterations in the hyperbolic example (Red: SelectNet model; Blue: the basic model).

- ential equations. *Communications in Numerical Methods in Engineering*, 10(3):195–201, 1994.
- [11] John Duchi, Elad Hazan, and Yoram Singer. Adaptive subgradient methods for online learning and stochastic optimization. *J. Mach. Learn. Res.*, 12:2121–2159, July 2011.
- [12] Weinan E, Jiequn Han, and Arnulf Jentzen. Deep learning-based numerical methods for high-dimensional parabolic partial differential equations and backward stochastic differential equations. *Communications in Mathematics and Statistics*, 5(4):349–380, Dec 2017.
- [13] Weinan E, Chao Ma, and Lei Wu. Barron Spaces and the Compositional Function Spaces for Neural Network Models. *arXiv e-prints*, arXiv:1906.08039, Jun 2019.
- [14] Weinan E and Qingcan Wang. Exponential convergence of the deep neural network approximation for analytic functions. *CoRR*, abs/1807.00297, 2018.
- [15] Matthias Ehrhardt and Ronald E. Mickens. A fast, stable and accurate numerical method for the blackscholes equation of american options. *International Journal of Theoretical and Applied Finance*, 11(05):471–501, 2008.
- [16] Abhijeet Gaikwad and Ioane Muni Toke. Gpu based sparse grid technique for solving multidimensional options pricing pdes. In *Proceedings of the 2Nd Workshop on High Performance Computational Finance, WHPCF '09*, pages 6:1–6:9, New York, NY, USA, 2009. ACM.
- [17] D. Gobovic and M. E. Zaghoul. Analog cellular neural network with application to partial differential equations with variable mesh-size. In *Proceedings of IEEE International Symposium on Circuits and Systems - ISCAS '94*, volume 6, pages 359–362 vol.6, May 1994.
- [18] Jiequn Han, Arnulf Jentzen, and Weinan E. Solving high-dimensional partial differential equations using deep learning. *Proceedings of the National Academy of Sciences*, 115(34):8505–8510, 2018.
- [19] Kurt Hornik, Maxwell Stinchcombe, and Halbert White. Multilayer feedforward networks are universal approximators. *Neural Networks*, 2(5):359 – 366, 1989.
- [20] Martin Hutzenthaler, Arnulf Jentzen, Thomas Kruse, and Tuan Anh Nguyen. A proof that rectified deep neural networks overcome the curse of dimensionality in the numerical approximation of semilinear heat equations. *arXiv e-prints*, arXiv:1901.10854, Jan 2019.
- [21] Martin Hutzenthaler, Arnulf Jentzen, Thomas Kruse, Tuan Anh Nguyen, and Philippe von Wurstemberger.

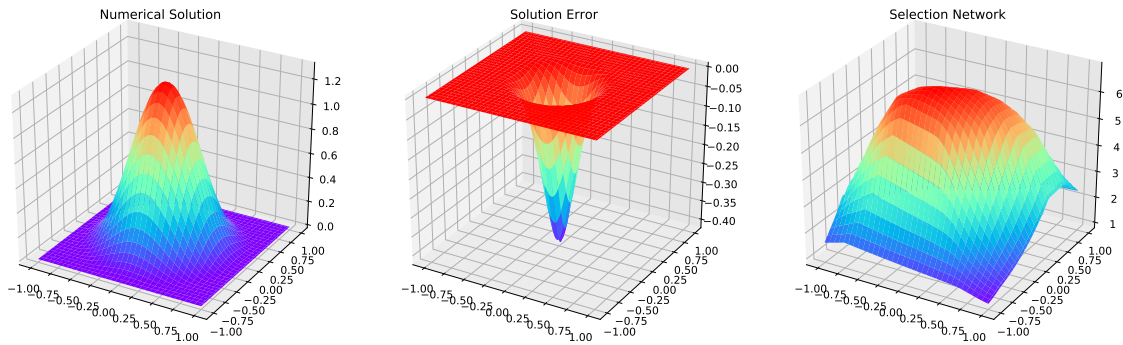


Fig. 6.8: The (x_1, x_2) -surfaces of the numerical solution, solution error and selection network at $t = 1$ by SelectNet ($d=20$) in the hyperbolic example.

- Overcoming the curse of dimensionality in the numerical approximation of semilinear parabolic partial differential equations. *arXiv e-prints*, arXiv:1807.01212, Jul 2018.
- [22] Lu Jiang, Zhengyuan Zhou, Thomas Leung, Li-Jia Li, and Li Fei-Fei. Mentornet: Regularizing very deep neural networks on corrupted labels. *ArXiv*, abs/1712.05055, 2017.
- [23] Angelos Katharopoulos and François Fleuret. Not all samples are created equal: Deep learning with importance sampling. *CoRR*, abs/1803.00942, 2018.
- [24] Diederik P. Kingma and Jimmy Ba. Adam: A Method for Stochastic Optimization. *arXiv e-prints*, 2014.
- [25] M. P. Kumar, Benjamin Packer, and Daphne Koller. Self-paced learning for latent variable models. In J. D. Lafferty, C. K. I. Williams, J. Shawe-Taylor, R. S. Zemel, and A. Culotta, editors, *Advances in Neural Information Processing Systems 23*, pages 1189–1197. Curran Associates, Inc., 2010.
- [26] M. P. Kumar, Benjamin Packer, and Daphne Koller. Self-paced learning for latent variable models. In J. D. Lafferty, C. K. I. Williams, J. Shawe-Taylor, R. S. Zemel, and A. Culotta, editors, *Advances in Neural Information Processing Systems 23*, pages 1189–1197. Curran Associates, Inc., 2010.
- [27] I. E. Lagaris, A. Likas, and D. I. Fotiadis. Artificial neural networks for solving ordinary and partial differential equations. *IEEE Transactions on Neural Networks*, 9(5):987–1000, Sep. 1998.
- [28] I. E. Lagaris, A. C. Likas, and D. G. Papageorgiou. Neural-network methods for boundary value problems with irregular boundaries. *IEEE Transactions on Neural Networks*, 11(5):1041–1049, Sep. 2000.
- [29] Hyuk Lee and In Seok Kang. Neural algorithm for solving differential equations. *Journal of Computational Physics*, 91(1):110 – 131, 1990.
- [30] T.T. Lee, F.Y. Wang, and R.B. Newell. Robust model-order reduction of complex biological processes. *Journal of Process Control*, 12(7):807 – 821, 2002.
- [31] Ke Li, Kejun Tang, Tianfan Wu, and Qifeng Liao. D3M: A deep domain decomposition method for partial differential equations. *arXiv e-prints*, arXiv:1909.12236, Sep 2019.
- [32] Shiyu Liang and R. Srikant. Why deep neural networks? *CoRR*, abs/1610.04161, 2016.
- [33] Yunru Liu, Tingran Gao, and Haizhao Yang. SelectNet: Learning to Sample from the Wild for Imbalanced Data Training. *arXiv e-prints*, arXiv:1905.09872, May 2019.
- [34] Zhou Lu, Hongming Pu, Feicheng Wang, Zhiqiang Hu, and Liwei Wang. The expressive power of neural networks: A view from the width. In I. Guyon, U. V. Luxburg, S. Bengio, H. Wallach, R. Fergus, S. Vishwanathan, and R. Garnett, editors, *Advances in Neural Information Processing Systems 30*, pages 6231–6239. Curran Associates, Inc., 2017.
- [35] A. Malek and R. Shekari Bvolumeokhti. Numerical solution for high order differential equations using a hybrid neural network-optimization method. *Applied Mathematics and Computation*, 183(1):260 – 271, 2006.
- [36] Hadrien Montanelli and Qiang Du. New error bounds for deep relu networks using sparse grids. *SIAM Journal on Mathematics of Data Science*, 1(1), Jan 2019.
- [37] Hadrien Montanelli and Haizhao Yang. Error bounds for deep ReLU networks using the Kolmogorov–Arnold superposition theorem. *arXiv e-prints*, arXiv:1906.11945, Jun 2019.
- [38] Hadrien Montanelli, Haizhao Yang, and Qiang Du. Deep ReLU networks overcome the curse of dimensionality for bandlimited functions. *arXiv e-prints*, arXiv:1903.00735, Mar 2019.
- [39] Philipp Petersen and Felix Voigtlaender. Optimal approximation of piecewise smooth functions using deep ReLU neural networks. *Neural Networks*, 108:296 – 330, 2018.
- [40] Hassan Rafique, Mingrui Liu, Qihang Lin, and Tianbao Yang. Non-convex min-max optimization: Provable

- algorithms and applications in machine learning. *ArXiv*, abs/1810.02060, 2018.
- [41] Zuowei Shen, Haizhao Yang, and Shijun Zhang. Deep Network Approximation Characterized by Number of Neurons. *arXiv e-prints*, arXiv:1906.05497, Jun 2019.
 - [42] Zuowei Shen, Haizhao Yang, and Shijun Zhang. Nonlinear approximation via compositions. *Neural Networks*, 119:74 – 84, 2019.
 - [43] Justin Sirignano and Konstantinos Spiliopoulos. Dgm: A deep learning algorithm for solving partial differential equations. *Journal of Computational Physics*, 375:1339 – 1364, 2018.
 - [44] Christopher Srinivasa, Inmar Givoni, Siamak Ravanbakhsh, and Brendan J Frey. Min-max propagation. In I. Guyon, U. V. Luxburg, S. Bengio, H. Wallach, R. Fergus, S. Vishwanathan, and R. Garnett, editors, *Advances in Neural Information Processing Systems 30*, pages 5565–5573. Curran Associates, Inc., 2017.
 - [45] Taiji Suzuki. Adaptivity of deep reLU network for learning in besov and mixed smooth besov spaces: optimal rate and curse of dimensionality. In *International Conference on Learning Representations*, 2019.
 - [46] David J. Wales and Jonathan P. K. Doye. Stationary points and dynamics in high-dimensional systems. *The Journal of Chemical Physics*, 119(23):12409–12416, 2003.
 - [47] Dmitry Yarotsky. Error bounds for approximations with deep ReLU networks. *Neural Networks*, 94:103 – 114, 2017.
 - [48] Dmitry Yarotsky. Optimal approximation of continuous functions by very deep ReLU networks. In Sébastien Bubeck, Vianney Perchet, and Philippe Rigollet, editors, *Proceedings of the 31st Conference On Learning Theory*, volume 75 of *Proceedings of Machine Learning Research*, pages 639–649. PMLR, 06–09 Jul 2018.
 - [49] H. Yserentant. Sparse grid spaces for the numerical solution of the electronic schrödinger equation. *Numerische Mathematik*, 101(2):381–389, Aug 2005.
 - [50] Yaohua Zang, Gang Bao, Xiaojing Ye, and Haomin Zhou. Weak Adversarial Networks for High-dimensional Partial Differential Equations. *arXiv e-prints*, arXiv:1907.08272, Jul 2019.