

Knowledge Representations in Technical Systems

A Taxonomy

Kristina Scharei, Florian Heidecker, Maarten Bieshaar

Intelligent Embedded Systems, University of Kassel, Germany
`{kristina.scharei,florian.heidecker,mbieshaar}@uni-kassel.de`

Abstract. The recent usage of technical systems in human-centric environments leads to the question, how to teach technical systems, e.g., robots, to understand, learn, and perform tasks desired by the human. Therefore, an accurate representation of knowledge is essential for the system to work as expected. This article mainly gives insight into different knowledge representation techniques and their categorization into various problem domains in artificial intelligence. Additionally, applications of presented knowledge representations are introduced in everyday robotics tasks. By means of the provided taxonomy, the search for a proper knowledge representation technique regarding a specific problem should be facilitated.

1 Introduction

The increasing number of technical systems (TS) used for services, e.g., robot assistants in homes or factories, results in many challenges to accomplish, e.g., safe human-robot interaction or consistently changing environments for a robot vacuum cleaner in a household. Especially in such cases, TS need to act like a human would. This results in the challenge of how to accomplish this, maybe even better than a human. Therefore, a significant question is: How to represent knowledge required for a specific task such that a TS can understand it and consequently fulfill the required task? In the past years emerged many different knowledge representation (KR) approaches such that the choice of a right KR for a specific task is not straightforward. This article should act as an aid to get an overview of different KR techniques used in everyday applications. The main contributions are:

- a taxonomy consisting of different KR techniques for TS
- categorization of previously stated KR techniques in different problem domains of artificial intelligence (AI)
- application of various KR techniques in robotic scenarios *activity learning*, *task representation*, and *scene understanding*

The remainder of this article is as follows: First, problem domains in AI are presented. Section 3 gives an overall overview of possible KR in TS, whereas Petri

Nets (PN) as semantic graphs are described in more detail. Section 4 exemplary combines the presented KR with application scenarios from everyday robotics tasks.

2 Problem Domains in Artificial Intelligence

For the applicability of different KR, it is of advantage to get an overall overview of different challenges in AI first. These challenges are divided into domains, which describe the potential capabilities of an AI technology and type of problem AI can solve [Corea, 2018]. This section will be differentiating various problem domains in AI including some overall application scenarios. Due to varying divisions of problem domains, this section combines multiple sources: [Jain et al., 2015], [Rosenschein, 1985], [Corea, 2018], and [Kelnar, 2016].

Perception describes knowledge about the environment by transforming raw sensorial inputs into technically processable information. Sensorial inputs can be images, videos, or sound data.

Possible applications are: autonomous vehicles, medical diagnosis, or surveillance.

Reasoning indicates solving problems by means of logical deduction. This requires knowledge to be already available.

Possible applications are: legal assessment, financial asset management, games, or autonomous weapons systems.

Knowledge as an AI domain stands for the ability to represent knowledge of the world in an understandable way for TS. Especially, this means dividing knowledge into certain entities, events, or situations which themselves have properties and can even be categorized.

Possible applications are: medical diagnosis, drug creation, media recommendation, purchase predictions, or fraud prevention.

Planning is the capability of setting and achieving goals. In more detail: a specific future state of the world is desirable, and the sequences of actions to access this state are highly relevant.

Possible applications are: logistics, scheduling, navigation, physical and digital network optimization, predictive maintenance, or demand forecasting.

Communication involves the continual updating of mutual knowledge possessed by the speaker and hearer. Key concepts are: understanding language in written and spoken form and communicating with the environment.

Possible applications are: voice control, intelligent agents, assistants and customer support, real-time translation of written and spoken languages, or real-time transcriptions.

Learning indicates incrementation of knowledge through experience.

Possible applications are: workforce learning, intelligent job matching, partially automated assessment.

Problems in previously mentioned domains can be solved through either statistical methods or traditional symbolic and sub-symbolic methods.

Symbolic methods assume that the world can be reduced to symbol manipulations only. They can be subdivided into two different approaches: logic-based and knowledge-based. **Logic-based** approaches consist of one out of several logics. They are often used in case of problem-solving. **Knowledge-based** approaches, on the other hand, are based on ontologies and huge databases of notions, information, and rules.

Statistical methods solve specific sub-problems using mathematical tools. There are two different approaches regarding statistical methods: probabilistic methods and machine learning techniques. **Probabilistic methods** allow acting in incomplete information scenarios. **Machine learning** tools allow TS to learn from given data.

Sub-symbolic methods contain no explicit knowledge. Embodied Intelligence and Search/Optimization techniques are included in these methods. **Embodied Intelligence** assumes that higher intelligence requires a body, which can consist of, for instance, movement, interaction, or visualization functions. **Search and optimization** allow intelligent examination of the search area which can lead to one of many possible solutions. The solution found with these techniques is not always globally optimal, but "good enough" to work further with the results. **Machine learning** can be counted to these methods as well because the knowledge in these tools is almost always sub-symbolic.

Figure 1 displays the presented partitioning from above. The y-axis displays the problem domains in AI; the x-axis shows the different methods to achieve results in these problem domains. Within the grid are displayed different KR techniques. The big gray rectangles represent the four central representations dealt with in this article. Rectangles with dotted lines are possible representations in the sub-symbolic area but will not be further discussed here. Dashed lines represent areas that can be used by the KR as well but are also not further discussed. The reason for the classification being, as shown in Fig. 1, will be understandable at the end of the article.

The next section is focusing on symbolic and statistical methods (gray boxes in Fig. 1), providing different KR techniques in the form of graphs and networks.

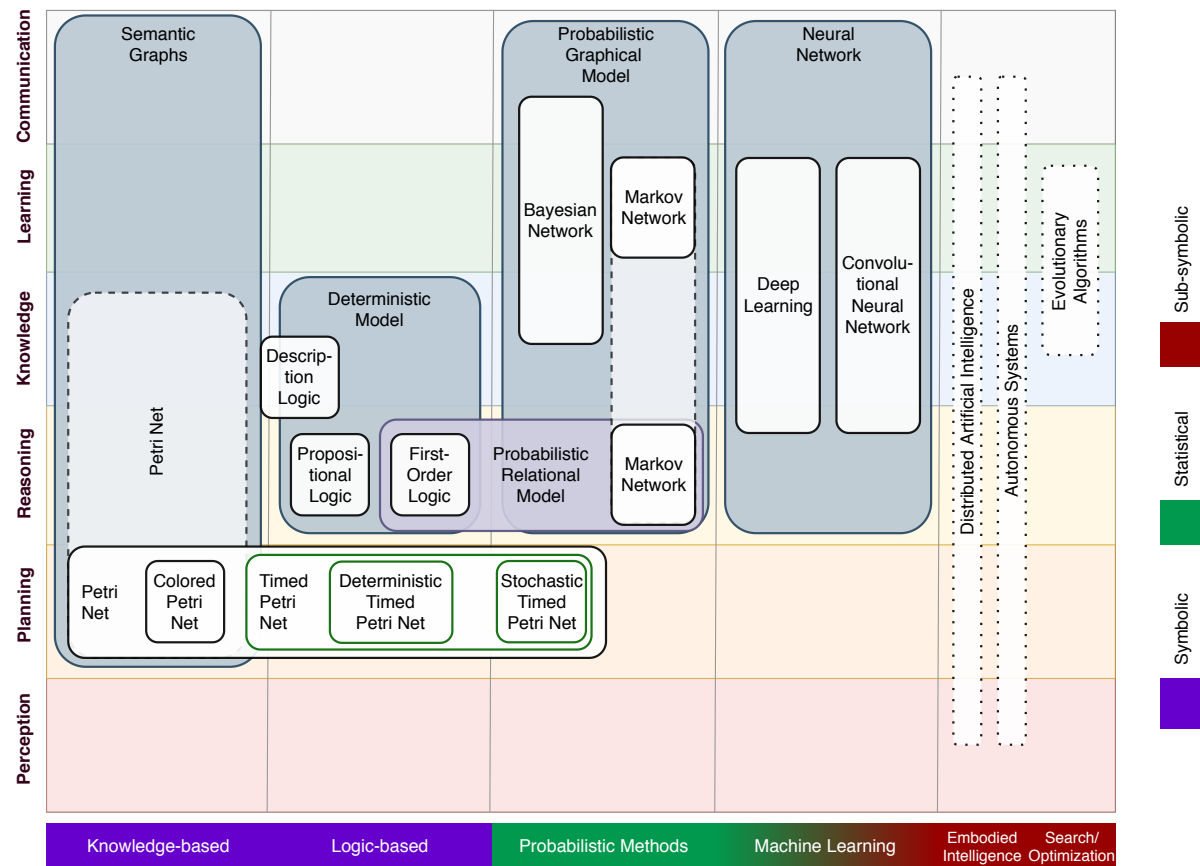


Fig. 1: Overview of different knowledge representations (inspired by [Corea, 2018])

3 Overview: Graph and Network Representations

Graphs are one key concept in computer sciences, which are often used to model real-world systems. A *graph* is an ordered pair of sets (V, E) with V being a set of *vertices* (or *nodes*) and E a set of *edges* connecting vertices. The fact that they are universally applicable is what makes them so popular. Some of the qualities when using graphs: They are easy to search for paths, rapid while adding and deleting knowledge or quick and easy regarding visualization [Kudase and Bane, 2016]. Networks build a subgroup of graphs because a network can be defined as a graph.

As graphs are universally applicable many KR are based on them, which will be presented in the next section after a quick introduction into deterministic models.

3.1 Deterministic Models

In a deterministic model, every set of variable states is uniquely determined by parameters in the model and by sets of previous states of these variables. Given a set of initial conditions, the produced output of a deterministic model will always be the same. To express knowledge in a verifiable way, different logic-approaches are presented in consistent formal theories, which allow the deduction of new provably correct knowledge from existing knowledge by means of systematic or syntactic manipulations of logical propositions [Nyga, 2017].

The next sections will be focusing on different common logic approaches following [Nyga, 2017].

Propositional Logic Propositional logic (PL) is one of the most basic formalisms in logic-based knowledge representation. *Sentences* in PL consist of atomic propositions from an alphabet of symbols Σ , which can take values true (\top) or false (\perp). An *interpretation* assigns a truth value to every atomic proposition. It is possible to construct more complex sentences by applying *logical junctors* on simple sentences. Assumption: ϕ and ψ are sentences in PL. New sentences can be constructed by *negation* ($\neg\phi$), *conjunction* ($\phi \wedge \psi$), *disjunction* ($\phi \vee \psi$), *implication* ($\phi \rightarrow \psi$), and *bi-implication* ($\phi \leftrightarrow \psi$). Atomic and complex statements are also called *logical formulae*. An interpretation I of statement ϕ is called *model of ϕ* if the statement is true under interpretation I ($I \models \phi$). Essential characteristics of PL are:

- **Satisfiability:** A formula ϕ is satisfiable, if and only if (in the following written as *iff*) there is at least one interpretation under which ϕ is true. Otherwise, it is called unsatisfiable.
- **Validity:** A formula ϕ is valid, iff ϕ is true under all interpretations.
- **Entailment:** A formula ϕ entails another formula ψ ($\phi \models \psi$), iff every model of ϕ is also a model of ψ .

PL is *decidable*. It states that there is an algorithm that can, for each formula, decide whether a property is fulfilled or not.

First-Order Logic Due to the limited possibilities to express statements, first-order logic (FOL) extends PL by introducing constant, predicate, function, and variable symbols. *Constant symbols* represent entities or attributes in the world, *predicate symbols* denote relations between these entities. A *term* addresses an entity with syntactic expressions, whereas every constant and variable symbol is a term. A *function* can be applied to terms. Terms without variables are called *ground terms*.

The most powerful tool in FOL is the usability of universal (\forall) or existential (\exists) quantifiers. They extend the validity of a sentence to hold for *all* (in case of a universal quantifier) or *at least one* (in case of an existential quantifier) substitutions of the referenced variable in the sentence.

FOL, in general, is only *semi-decidable*. This means that there is an algorithm that can for each formula decide if a property is fulfilled, but cannot decide whether the property is not fulfilled, which can result in an infinite loop. Still, restricted variants of FOL have been developed, which restore full decidability.

Description Logic (DL) is a decidable subset of FOL which allows representing aspects of the real world regarding upper ontologies of concepts and instances of it. DL is used in semantic web or robotics, e.g., KnowRob system [Tenorth and Beetz, 2009]. A *knowledge base* (or ontology) in DL consists of terminological and assertional axioms. *Terminological axioms* define which categories of objects there are in the respective domain, which relations (e.g., specialization and generalization) between these categories hold, and what kind of properties the objects may have. *Assertional axioms* describe a specific state of affairs of an application domain in terms of concepts and roles from the terminological axioms. If A and B are concepts, new concepts can be defined as follows:

- **definition** $A \doteq B$: entities of A are entities of B and vice versa
- **intersection** $A \sqcap B$: entities of A and B at the same time
- **union** $A \sqcup B$: entities of A or B
- **complement** $\neg A$: entities of all types but A
- **inclusion** $A \sqsubseteq B$: all entities of type A are also of type B , but the opposite direction is not necessarily true

Though deterministic models are useful regarding problem-solving and powerful for representing and reasoning about knowledge, a significant disadvantage of these models is the lack of probability or uncertainty in general. Therefore, the application of such models is limited.

3.2 Probabilistic Graphical Models

In this section, particular emphasis is placed on the approach that the environment of a TS cannot be described in simple rules (as assumed in Sect. 3.1) and therefore cannot be modeled perfectly. Likelihoods and uncertainty dominate

the knowledge in this representation and can be used in manipulation recognition and understanding [Paulius and Sun, 2018]. Two often-used probabilistic graphical models (PGM) will be explained further in the next sections, following mainly [Nyga, 2017] and [Paulius and Sun, 2018].

Bayesian Network Bayesian Networks (BN) are directed and acyclic graphs that provide a formalism to specify dependencies regarding causal relationships of variables. Nodes within the graph represent entities or concepts; edges describe probabilistic dependencies between nodes. A *parent* is a node with at least one outgoing edge. $Par(X_i)$ is a set which represents the parents of a node X_i on which X_i depends. Figure 2 shows an exemplary BN consisting of four nodes (A, B, C, D) where each node represents a random variable. In this example, $Par(X_i)$ with , e.g., $X_i = C$ is equal to $\{A, B\}$. The existence of a path between two nodes indicates an influence between them. Otherwise, the nodes, which follow a local *Markov assumption*¹, are conditionally independent. Due to this characteristics, BNs can be used for making inferences about unobserved variables and additionally determine more complex relationships.

The probability of unknown discrete variables can be calculated with Eq. 1, called the *Bayes' theorem*. The joint distribution over variables X_1, \dots, X_n is given by Eq. 2. According to Eq. 2, the joint distribution of the exemplary network in Fig. 2 is: $P(A, B, C, D) = P(A) * P(B) * P(C|A, B) * P(D|C)$

$$P(X|Y) = \frac{P(Y, X)}{P(Y)} = \frac{P(Y|X)P(X)}{P(Y)} \quad (1)$$

$$P(X_1, \dots, X_n) = \prod_{i=1}^n P(X_i|Par(X_i)) \quad (2)$$

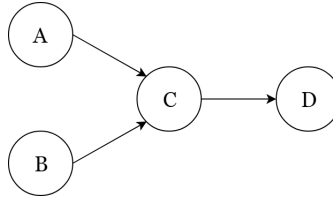


Fig. 2: Exemplary Bayesian network with four nodes A, B, C, D.

Instead of using purely discrete variables it is possible to apply continuous variables to a BN called *Linear Continuous Gaussian* BN (LCG-BN). As the name indicates, continuous variables follow a linear Gaussian distribution. A network of this type can therefore represent probabilities using a Gaussian distribution.

¹ **Markov assumption:** The future is independent of the past given the present.

LCG-BNs are only one variation of simple BNs which exist. There are many more.

Markov Network As a trade-off between the generality of full joint distributions and restricted BN structures, Markov Networks (MN) represent another family of PGMs. Unlike the BN a MN, also known as Markov Random Field (MRF), has no directed edges, which denotes that there is no directional flow of influence and therefore can capture cyclic dependencies. An equal flow of influence between connected nodes is the outcome. Similar to BNs, a local Markov assumption denotes conditional dependence. Variables in MNs do not always follow probability distributions. Instead, a parametrization by means of *factors* (functions representing the relationship) is applied to each *clique* (subset of nodes where all nodes are connected).

The joint distribution is a Gibbs distribution given by:

$$P(X = x) = \frac{1}{Z} \prod_{c \in G} \psi_c(x_{|c|}) \quad (3)$$

where c indicates cliques in a network G for a specific world x , ψ_c is a factor, and $x_{|c|}$ is a projection of the values of all variables in x that are part of c . Consequently, the joint distribution relies on all factors, not only a single factor.

$$Z = \sum_{x' \in X} \prod_{c \in G} \psi_c(x'_{|c|}) \quad (4)$$

Equation 4 shows the *partition function* Z which normalizes the probability masses of all possible worlds to get a proper probability distribution.

Figure 3 shows an exemplary Markov network consisting of three cliques. The joint distribution given by Eq. 3 is then calculated by:

$$P(A, B, C, D, E) = \psi_1(A, B, C) * \psi_2(C, D) * \psi_3(C, E)$$

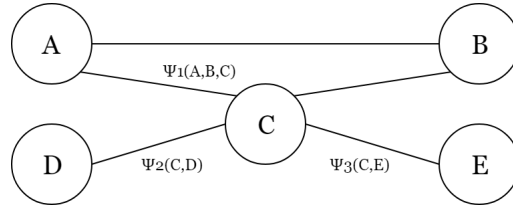


Fig. 3: Exemplary Markov network consisting of five nodes A, B, C, D, E and maximal cliques $\{A, B, C\}$, $\{C, D\}$ and $\{C, E\}$ including their clique potentials ψ_1 , ψ_2 and ψ_3 (based on [Nyga, 2017]).

MNs are typically used in representing transitions of nodes (sometimes called *states*), which are not necessarily irreversible.

Conditional Random Fields (CRF) are special instances of MNs which encode conditional distributions. Given a set of observed variables X and target variables

Y , a CRF models a distribution based on X , i.e. $P(Y|X)$. The definition of the distribution for a CRF would not consider factors (or cliques) which do not only consider those observable variables (i.e., a given C_i must not comprise of only variables in X). They are typically used for modeling sequential data, where the past influences present and future decisions. Observed variables are used to determine the outcome of hidden state variables.

3.3 Probabilistic Relational Model

PGMs are graph-based structures that are useful to recognize independencies between variables. Therefore, a compact representation and more efficient computations are enabled. Due to the possibility to simply interpret graphs, domain experts and knowledge engineers can design PGMs straightforwardly. Despite the advantages, a significant drawback is the fixed number of variables which have to be known beforehand. Sometimes, though, it is desired to support varying numbers of random variables. The aim of probabilistic relational models (PRM) is to overcome limitations of logics as well as PGMs by using KR formalisms like FOL and further involve uncertainty and inconsistency. Markov Logic Networks (MLN) are the most widely used PRMs which combine the expressiveness of FOL and probabilistic semantics of MN [Nyga, 2017].

Bayesian Logic Networks can be used as well but are not further discussed in the following section. For more information, please refer to [Jain et al., 2011].

Markov Logic Network A MLN comprises a set of FOL formulas F_i and real-valued weights w_i with regard to the i -th formula, each written as $\langle F_i, w_i \rangle$. w_i determines the correctness of a formula: Large weights denote important formulae, small weights imply less relevant formulae. Unlike in FOL, most MLNs contain *typed predicate arguments*, i.e., all arguments of a predicate are bound to a set of values whereas in FOL predicate arguments are in one universal set [Nyga, 2017].

Figure 4 shows an exemplary MLN. If there are instances of a human "Ryan" who owns a dog "Wilfred", then this would follow the logical statement where Owns(Ryan, Wilfred), Human(Ryan) and Pet(Wilfred) [Paulius and Sun, 2018]. The simplicity of MLN makes them quite general and powerful yet intuitive regarding representation languages for uncertain knowledge [Nyga, 2017].

3.4 Artificial Neural Networks

By means of probabilistic models, it is possible to describe scenarios including uncertainty, which is getting closer to the real-world scenario than, e.g., deterministic models. One of the goals in TS is not only to represent the world as it is but to even act in the world like, e.g., a human would.

Therefore, it is desirable to use the concept of machine learning to represent knowledge and furthermore allow TS to learn from knowledge that is already available [Paulius and Sun, 2018].

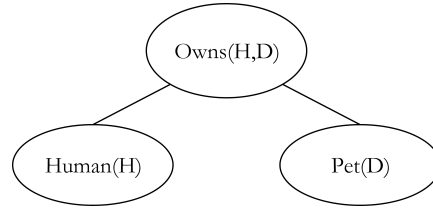


Fig. 4: Exemplary Markov Logic Network representing the FOL statement that a human H can own a pet D ($\forall H \forall D \text{ Owns}(H, D) \rightarrow \text{Human}(H) \leftrightarrow \text{Pet}(D)$) (based on [Paulius and Sun, 2018])

This section introduces the concept of Artificial Neural Networks (NN), which are mostly used in research, following mainly [Floreano and Mattiussi, 2008]

Inspired by biology, NNs attempt to capture the behavioral and adaptive features of biological nervous systems in computational models. It consists of several interconnected units whereas *input units* receive information from the environment, *output units* affect the environment, and *hidden units* communicate only within the network. A different view on NN is to look at the *layers* of a NN, whereas one layer consists of one or more units. Each unit implements an operation that gets active if the total incoming signal is larger than its threshold. After the activation of a unit a signal is sent to all units to which the activated unit is connected. The connection between the units multiplies the signal by a signed weight. The result of a NN to an incoming signal from the environment depends on the architecture and the connection strengths within it. Figure 5 shows an exemplary NN including one hidden layer, which is not *fully connected* (all units between two layers are connected). It should be clear that the knowledge within the network is distributed across the NNs connections.

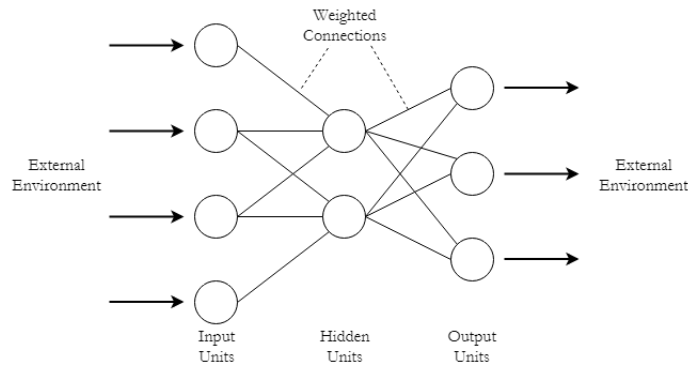


Fig. 5: Exemplary Neural Network with one hidden layer (based on [Floreano and Mattiussi, 2008])

NN learn by modification of weights when presented with stimulation from the environment. Usually, learning requires several repeated presentations of the set of input patterns. There are several types of learning rules, each displaying specific functionalities and are applicable to specific architectures. Typically, all synaptic connections within the NN change according to the same learning rule. Characteristics of NNs are:

- **Robustness:** to various types of signal degradation, such as input noise or malfunctioning of connection.
- **Flexibility:** NNs can be applied to several types of problems. However, not every type of NN can be applied to any type of problem.
- **Generalization:** A trained NN can provide a correct response to a not yet used input pattern, which is similar to the training data. The ability of the network to generalize the response to a new pattern depends on the extent to which the new pattern can be described by the learned invariant features. This characteristic of NNs is useful since at times it is difficult to model all possible situations a system may be exposed to.
- **Content-based retrieval:** NNs retrieve memories by matching contents and can do so even when the input patterns are incomplete or corrupted by noise. More familiar patterns are recognized faster than items that are different or seen less frequently.

Convolutional Neural Networks Convolutional Neural Networks (CNN) were developed to drastically reduce the number of variables to train by using *weight sharing*. Thereby, CNNs are more effective compared to densely connected NNs. CNNs are easy to implement in spite of the uncertainty due to the number of free parameters. In particular, learning concepts from data of different types and modalities in robotics displays a promising application area [Paulius and Sun, 2018].

Deep Learning A deep neural network represents a feature detector or classifier which can be stored and reused by processing systems for specific purposes such as identifying affordances (cf. Sect. 4). With a properly trained network, a technical system can even detect such details for unknown objects, which is made possible through extensive training. [Paulius and Sun, 2018]

Also, a combination of both, namely a *Deep Convolutional Neural Network* (D-CNN), is possible.

However, one major drawback of using this machine learning technique is that it requires a large collection of sample data for training. To properly train a network, such as those used in image recognition, thousands of images are required to learn or detect objects in scenes. Additionally, it can be challenging to interpret and explain how each layer segregates data [Paulius and Sun, 2018].

3.5 Semantic Graphs

Semantic graphs (SG) are another subset of graphs whose nodes and edges describe semantic concepts and details between entities, as observed in demonstrations. For example, spatial concepts can be described where nodes are objects within a scene, and edges describe commonality between objects in terms of position.

In association with SG, it is interesting to mention the term *ontology* and its connection to SG. An ontology is a "formal description of knowledge as a set of concepts within a domain and the relationships that hold between them" [Petkova, 2018] (cf. Sect.3.1). Ontologies provide shareable and reusable KR but also enable adding new knowledge about the domain. Once relationships between concepts are provided in an ontology, automated reasoning about data is enabled and beyond that such reasoning can be implemented with SGs. In other words, SGs use ontologies as their semantic schemata. [Petkova, 2018]

This chapter will be focusing on Petri Nets (PN) but there are many more SGs (including *semantic event chains* (SEC) [Aksoy et al., 2011], *parse graphs* [Zhu et al., 2015], etc.) available, which will not be examined any further.

3.6 Petri Nets

This section introduces the concept of PNs following [Wang, 2007] unless otherwise specified. PN combine a well-defined mathematical theory with a graphical representation of the dynamic behavior of systems. They have been used to model event-driven systems such as computer networks, communication systems, etc. A PN is a bipartite directed graph and consists of four objects: *places*, *transitions*, *directed arcs* and *tokens*. Directed arcs connect places to transitions or transitions to places.

Formally, a PN is a five-tuple $N = (P, T, I, O, M_0)$ with the characteristics shown on the left side beneath. On the right side, the formal characteristics are applied to the simple PN shown in Fig. 6 (a).

- | | |
|---|---|
| (1) $P = \{p_1, \dots, p_m\}$ is a finite set of places. | (1) $P = \{p_1, p_2, p_3, p_4\}$ |
| (2) $T = \{t_1, \dots, t_m\}$ is a finite set of transitions. | (2) $T = \{t_1, t_2, t_3\}$ |
| (3) $I : T \times P \rightarrow N$ is an input matrix that specifies directed arcs from places to transitions. | (3) $I = \begin{pmatrix} 2 & 0 & 0 & 0 \\ 0 & 1 & 0 & 0 \\ 0 & 0 & 1 & 0 \end{pmatrix}$ |
| (4) $O : T \times P \rightarrow N$ is an output matrix that specifies directed arcs from transitions to places. | (4) $O = \begin{pmatrix} 0 & 2 & 1 & 0 \\ 0 & 0 & 0 & 1 \\ 0 & 0 & 0 & 1 \end{pmatrix}$ |
| (5) $M_0 : P \rightarrow N$ is the initial marking. | (5) $M_0 = (2 \ 0 \ 0 \ 0)^T$. |

Enabling Rule A transition t is *enabled* if each input place p of t contains at least the number of tokens equal to the weight of the directed arc connecting p to t , i.e., $M(p) \geq I(t, p)$ for all p in P .

Firing Rule Only enabled transitions can *fire*. The firing of an enabled transition t removes the number of tokens equal to $I(t, p)$ from each input place p , and deposits in each output place p the number of tokens equal to $O(t, p)$. The new marking is: $M'(p) = M(p) - I(t, p) + O(t, p)$ for all p in P .

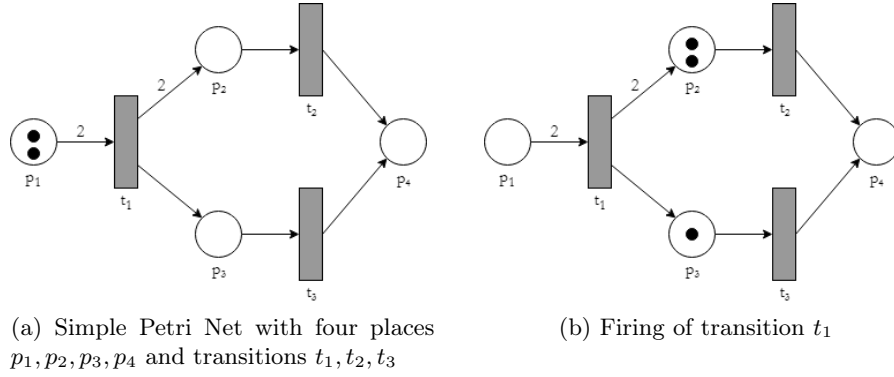


Fig. 6: Exemplary Petri Net and how it works (based on [Wang, 2007])

Consider again the simple PN shown in Figure 6 (a). Under initial marking M_0 only t_1 is enabled. According to the firing rule, firing of t_1 results in a new marking $M_1 = (0 \ 2 \ 1 \ 0)^T$. The new token distribution of this PN is shown in Figure 6 (b).

Sequential execution, conflicts, concurrency, synchronization, mutually exclusiveness, priorities and resource constraints can be modeled effectively with PN.

Important properties of a PN are:

- **Reachability:** Marking M_j is said to be *reachable* from a marking M_i if there exists a sequence of transition firings that transforms M_i to M_j . It is *immediately reachable* if M_i directly results in M_j .
- **Safeness:** Place p is said to be k -bounded if the number of tokens in p is always less than or equal to k (k is a non-negative integer number) for every marking M reachable from the initial marking M_0 , i.e., $M \in R(M_0)$. It is safe if it is 1-bounded. A Petri net $N = (P, T, I, O, M_0)$ is k -bounded (safe) if each place in P is k -bounded (safe). It is unbounded if k is infinitely large.
- **Liveness:** According to [Murata, 1989], a transition t in a PN is:
 - (1) *L0-live / dead*: there is no firing sequence in $L(M_0)$ in which t can fire.
 - (2) *L1-live / potentially firable*: t can be fired at least once in some firing sequence in $L(M_0)$.
 - (3) *L2-live*: t can be fired at least k times in some firing sequence in $L(M_0)$ given any positive integer k .

- (4) *L3-live*: t can be fired infinitely often in some firing sequence in $L(M_0)$.
- (5) *L4-live / or live*: t is L1-live in every marking in $R(M_0)$.

With regard to representing knowledge, PNs are often used to display processes or sequences of actions [Paulius and Sun, 2018].

Colored Petri Nets A significant disadvantage of simple PN is the production of large and unstructured specifications for the systems being modeled. To tackle the issue, high-level PNs were developed to allow compact system representations with, e.g., Colored Petri Net (CPN). Each token in a CPN has a color which indicates the identity of the token and each place and transition has attached a set of colors. A transition can fire with respect to each of its colors. By firing a transition, tokens are removed from the input places and added to the output places in the same way as in original PN except that a functional dependency is specified between the color of the transition firing and the colors of the involved tokens. A transition firing can change a color.

This type of PN can be used for, e.g., generating colored *petri net plans* (PNP), which are a formal model for representing and executing multi-robot plans [Steccanella et al., 2016].

Timed Petri Nets Since time is a central component in dynamic systems and often one does not want to neglect the time component when modeling it, the usage of time variables or constraints can be beneficial. PNs can as well contain such time variables. This subgroup of PN is then called a *timed petri net* (TPN). The definition of a TPN consists of three specifications:

- **topological structure**: same as in standard PN
- **labeling of the structure**: assigning numerical values to one or more of the following objects: transitions, places and arcs connecting places and transitions
- **firing rules**: depend on the PN and its time variables

[Chao and L Thomaz, 2012] showed that TPN can be used for, e.g., *multi-modal interaction modeling*.

Deterministic and stochastic timed PNs are the most known of this type and will be explained in the next sections.

Deterministic Timed Petri Nets A deterministic timed Petri Net (DTPN) is a six-tuple (P, T, I, O, M_0, τ) where (P, T, I, O, M_0) is a PN, $\tau : T \rightarrow R^+$ is a function that associates transitions with deterministic time delays.

A transition t_i in a DPTN can fire at a time τ iff:

- for any input place p of this transition, there have been the number of tokens equal to the weight of the directed arc connecting p to t_i in the input place continuously for the time interval $[\tau - \tau_i, \tau]$, where τ_i is the associated firing time of transition t_i .
- After the transition fires, each of its output places p receive the number of tokens equal to the weight of the directed arc connecting t_i to p at time τ .

Stochastic Timed Petri Nets Stochastic timed Petri nets (STPN) are Petri nets in which stochastic firing times are associated with transitions. An STPN is essentially a high-level model that generates a stochastic process. They are a graphical model and offer great convenience to a modeler in arriving at a credible, high-level model of a system. The most straightforward choice for the individual distributions of transition firing times is the negative exponential distribution. Because of the memoryless property of this distribution, the stochastic process associated with the STPN is a continuous time-homogeneous Markov chain with state space in one to one correspondences with marking in $R(M_0)$, the set of all reachable markings.

4 Applications of Knowledge Representation Techniques in Robotics

[Paulius and Sun, 2018] investigated different application scenarios in robotics and scanned several research articles on how knowledge was represented there. This section sums up their realizations and displays three different application scenarios from robotics and how the KR from Section 3 can be used to solve the given problems. As an additional contribution, the application scenarios are classified into problem domains from Section 2 according to the applications found in the given research articles and therefore can be assigned to Fig. 1.

4.1 Activity Learning

To guide a learning process in robotics, researchers often refer to the concept of *affordance learning*. *Affordance* is specified as "qualities or properties of an object that define its possible uses or make clear how it can or should be used" [Merriam-Webster, 2018]. They are useful for determining likely actions and effects attributed to a set of tools or objects available to a robot for manipulation. *Affordance learning* focuses on "how objects respond to actions which act upon them" [Paulius and Sun, 2018]. An advantage of this learning method upon *reinforcement learning* (get rewarded for right actions; punished for wrong actions) [Sutton and Barto, 2018] is the generation of a deeper understanding.

Categorization in Problem Domains: *reasoning, learning, knowledge*

Using Bayesian Networks to represent Affordances Affordances can be represented with probabilistic models like BN or MN.

[Moldovan et al., 2012] used LCG-BNs for representing the continuous state of objects as they respond to actions done upon them. Exceptional performance was shown in predicting action-effects.

[Sun et al., 2013] created a BN that describes the likelihood of object interaction between pairs of objects, which can directly be learned from observing human behavior. The produced models were shown to improve the accuracy of other tasks in activity recognition or object classification and can be used to teach robots how to perform tasks using paired objects.

[Jain and Inamura, 2013] applied BNs to learn about the effects of actions on objects by means of demonstrations with tools. Their primary objective was to identify functional features, i.e., geometric features relevant to a tool’s function. By means of inference with the BN, a prediction of tool effects unknown to the robot is possible.

Using Markov Networks to represent Affordances

[Koppula et al., 2012] used MRFs for describing relationships between activities and objects within the scene. The purpose of the generated model was to understand full-body activities occurring in videos that they successfully demonstrated.

[Kjellström et al., 2011] used CRFs to perform both object classification and action recognition for hand manipulations. A good performance could be achieved in classifying objects, actions occurring, and both simultaneously.

[Zhu et al., 2014] used a MLN as knowledge base for inferring object affordances in activities after collecting a large amount of information about these usable objects and affordances as features. Due to FOL statements, the network could be easily queried about objects affordances. They used them to predict a pose of a human while performing tasks using particular objects.

Using Semantic Graphs to represent Affordances

[Aksoy et al., 2011] created semantic graphs after segmentation. They focused on understanding the relationship between objects and hands in the environment. Also, they wanted to generalize graphs for representing activities and identify future instances of these events. The encoding of objects is based on manipulations only, which they store in matrices called *semantic event chains* (SEC). Similar events can be recognized based on the SECs. A great advantage of this work above others is that similarity even can be measured with different objects, orientations, hand positions, etc.

[Sridhar et al., 2008] separated scenes into blobs using segmentation as well. Afterward, they clustered the blobs as a semantic graph based on their use in videos for affordance detection. The type of semantic graphs they used were *activity graphs*, which are structures describing the spatial and temporal relationships in a single video.

[Zhu et al., 2015] developed an algorithmic approach to learn object affordances from demonstration to identify the likely use of tools. These concepts are captured in a *spatial-temporal parse graph*. Further information about parse graphs can be found in [Xiong et al., 2016] and [Tu et al., 2013]. The knowledge it contains can be extended through the use of inference on the graph.

Using Machine Learning Techniques to represent Affordances Aside from learning affordances with graphical representations, researchers also use machine learning methods for activity representations, e.g., Support Vector Machines (SVM) [Ugur et al., 2012].

4.2 Task Planning

In this section, different approaches to map the higher-level knowledge to a robot’s understanding in order to perform tasks are discussed. In terms of task KR, the represented knowledge should allow for some abstraction of low-level features that are obtainable by a robotic system with knowledge to the level used and interpretable by humans. Any type of knowledge can be constrained to an ontology and therefore describe the working space of the robot in a format that is also interpretable by humans. Humans can map their own commands and understanding in that terminology due to the lack of understanding regarding low-level representations of the world. As discussed in Sect. 3.6 SGs are most suitable for this kind of application scenario.

Categorization in Problem Domains: *planning*

Using Semantic Graphs for Task Representations

[Galindo et al., 2008] developed a semantic map-based representation that integrates *causal knowledge* and *world knowledge*. Causal knowledge describes how actions affect the state of the robot’s environment; world knowledge displays what the robot knows about objects within the world. Their map uses DL for combining factual knowledge about the environment, e.g., position or geometry of objects, with general semantic knowledge about the domain.

[Ramirez-Amaro et al., 2017] designed a system for transfer learning for robots. With it, they can create semantic graphs as trees with knowledge in the form of transferable skills needed to execute three challenging kitchen tasks.

[Costelha and Lima, 2007, Costelha and Lima, 2012] used PNs for representing robot tasks. They chose PNs over, e.g., Finite State Automata, due to the potential of representing concurrent system action and sharing of resources. With regard to the structure of PNs, they filtered out specific plans which can not happen or should be avoided. As a result, they create PNPs which are mostly a combination of ordinary actions and sensing actions using control operators.

4.3 Scene Understanding

Along with the need for understanding and recognizing activities for robot learning, a lot of research has branched off into understanding the entire scene. Works in this area would involve understanding the relationships between *semantic concepts* (knowledge about objects and locations) and their *spatial features* (properties such as sensor readings/features, orientations, absolute or relative positioning, etc.).

Categorization in Problem Domains: *knowledge, learning, communication*

Using Deep Learning Techniques to represent Scene Understanding

[Lenz et al., 2013] proposed a deep learning approach for identifying grasps usable on objects within a scene for robots with a rectangular gripper. Their work

showed that this approach can also be extended to objects which have never been seen before, even while these objects may still be in a clutter.

[Levine et al., 2016] approached to learn grasps and to perfect hand-eye coordination with the use of monocular camera images, a large number of robot arms, and a D-CNN using two sets of input: an image of the current scene and an image of the original scene.

[Yang et al., 2015] used deep learning to learn manipulation action plans from Internet videos based on grasping forms. The main basis for the learning process uses a CNN with two parts: a lower level CNN which recognizes grasp types and objects used in the videos, and a higher level CNN which generates visual sentences for robot manipulation.

Using Bayesian Networks to represent Scene Understanding

[Kollar et al., 2013] developed an interactive system that allows a robot to interpret arbitrary commands and factual information and to build a knowledge base reflecting what the robot knows. Specifically, the system is comprised of a probabilistic model for understanding natural language and grounding commands to specific parts of speech, a knowledge base which keeps track of concepts, relations or facts acquired from human interaction, and a dialogue system which allows the robot to interact with human users to learn new concepts and facts or to receive and interpret commands. The novelty of this approach is the ability to interpret commands or facts in formats which are not predefined unlike other systems, and instead, it relies on grounding and parsing through the necessary information.

Using Semantic Graphs to represent Scene Understanding

[Bastianelli et al., 2013] developed a system for building a semantic map, including world knowledge. A human can communicate with the robot and enforce him to update his knowledge. They use the *task of simultaneous localization and mapping* (SLAM), to obtain a 2D map of the environment and to note the instances of different objects which exist within there.

4.4 Results

The main outcomes of Sect. 4 are as follows:

- It is striking that SGs are used to represent knowledge in all three scenarios. This shows that they are universally applicable, with PN being one of them.
- Additionally, the example scenarios show that for each problem there are many different possible ways to represent knowledge. Sometimes the right choice is being made with particular attention to details; sometimes it is simply a design issue.

As mentioned in Sect. 2 finally a categorization of the different used KR techniques into problem domains in AI is performed. Therefore, the categories

of the different application scenarios presented in Sect. 4 are used to assign the KR techniques providing a solution for the scenario to the problem domains, resulting in Fig. 1

It should be clear that this categorization only refers to the scientific works presented in this article. Inevitably, there are more possible uses of the introduced KRs as indicated in Fig. 1.

5 Conclusion and Outlook

This article presents different possible KR techniques for usages in TS. Therefore, a classification of the various techniques into AI domains was performed. Additionally, several application scenarios from the robotics area were presented and realizations of it shown. Due to the large diversity of KR techniques, considering the information structure was shown to be necessary. Each of the presented techniques is suitable for at least one kind of problem but can be inappropriate in another scenario. The created taxonomy provides an assistance of when to use each KR technique and aims to facilitate the choice of a right KR. Obviously, this taxonomy only gives a rough overview and finding a good-enough KR is a huge topic and not straightforward.

Promising approaches can be seen in storing *information in clouds* such that each TS can gather this information through a network. Similar to this *collaborative knowledge*, "learners' joint activities to acquire or create new knowledge" [IGI Global, 2017], could be an interesting view on KR. Either way, finding a proper KR still will be a problem that has to be solved.

Acknowledgment

This work results from the project DeCoInt², supported by the German Research Foundation (DFG) within the priority program SPP 1835: "Kooperativ interagierende Automobile", grant number SI 674/11-1.

References

- Aksoy et al., 2011. Aksoy, E. E., Abramov, A., Dörr, J., Ning, K., Dellen, B., and Wörgötter, F. (2011). Learning the semantics of object-action relations by observation. *The International Journal of Robotics Research*, 30(10):1229–1249.
- Bastianelli et al., 2013. Bastianelli, E., Bloisi, D., Capobianco, R., Gemignani, G., Iocchi, L., and Nardi, D. (2013). Knowledge representation for robots through human-robot interaction. *CoRR*, abs/1307.7351.
- Chao and L Thomaz, 2012. Chao, C. and L Thomaz, A. (2012). Timed petri nets for multimodal interaction modeling. *ICMI 2012 Workshop on Speech and Gesture Production in Virtually and Physically Embodied Conversational Agents*.
- Corea, 2018. Corea, F. (2018). Ai knowledge map: How to classify ai technologies. <https://www.forbes.com/sites/cognitiveworld/2018/08/22/ai-knowledge-map-how-to-classify-ai-technologies/#78f5a32e7773>. Accessed: 2018-15-11.

- Costelha and Lima, 2007. Costelha, H. and Lima, P. (2007). Modelling, analysis and execution of robotic tasks using petri nets. pages 1449–1454.
- Costelha and Lima, 2012. Costelha, H. and Lima, P. (2012). Robot task plan representation by petri nets: Modelling, identification, analysis and execution. *Autonomous Robots*, 33.
- Floreano and Mattiussi, 2008. Floreano, D. and Mattiussi, C. (2008). *Bio-Inspired Artificial Intelligence: Theories, Methods, and Technologies*. The MIT Press.
- Galindo et al., 2008. Galindo, C., Fernández-Madrigal, J.-A., González, J., and Saffiotti, A. (2008). Robot task planning using semantic maps. *Robotics and Autonomous Systems*, 56(11):955 – 966. Semantic Knowledge in Robotics.
- IGI Global, 2017. IGI Global (2017). Definition: Collaborative knowledge. <https://www.igi-global.com/dictionary/collaborative-knowledge-construction/36158>. Accessed: 2019-02-09.
- Jain et al., 2015. Jain, A., Saini, M., and Kumar, M. (2015). Introduction to artificial intelligence. *International Journal for Research in Applied Science & Engineering Technology*, 3(5):241–247.
- Jain et al., 2011. Jain, D., Gleissenthall, K., and Beetz, M. (2011). Bayesian logic networks and the search for samples with backward simulation and abstract constraint learning. pages 144–156.
- Jain and Inamura, 2013. Jain, R. and Inamura, T. (2013). Bayesian learning of tool affordances based on generalization of functional feature to estimate effects of unseen tools. 18(1-2):95–103. Exported from <https://app.dimensions.ai> on 2018/12/19.
- Kelnar, 2016. Kelnar, D. (2016). The fourth industrial revolution: a primer on artificial intelligence (ai). <https://medium.com/mmc-writes/the-fourth-industrial-revolution-a-primer-on-artificial-intelligence-ai-ff5e7ffcae1>. Accessed: 2018-12-19.
- Kjellström et al., 2011. Kjellström, H., Romero, J., and Kragic, D. (2011). Visual object-action recognition: Inferring object affordances from human demonstration. *Computer Vision and Image Understanding*, 115:81–90.
- Kollar et al., 2013. Kollar, T., Perera, V., Nardi, D., and Veloso, M. (2013). Learning environmental knowledge from task-based human-robot dialog. pages 4304–4309.
- Koppula et al., 2012. Koppula, H. S., Gupta, R., and Saxena, A. (2012). Learning human activities and object affordances from RGB-D videos. *CoRR*, abs/1210.1207.
- Kudase and Bane, 2016. Kudase, J. and Bane, P. (2016). A brief study of graph data structure. *International Journal of Advanced Research in Computer and Communication Engineering*, 5.
- Lenz et al., 2013. Lenz, I., Lee, H., and Saxena, A. (2013). Deep learning for detecting robotic grasps.
- Levine et al., 2016. Levine, S., Pastor, P., Krizhevsky, A., and Quillen, D. (2016). Learning hand-eye coordination for robotic grasping with deep learning and large-scale data collection. *The International Journal of Robotics Research*.
- Merriam-Webster, 2018. Merriam-Webster (2018). Definition of affordance. <https://www.merriam-webster.com/dictionary/affordance>. Accessed: 2018-12-19.
- Moldovan et al., 2012. Moldovan, B., Moreno, P., van Otterlo, M., Santos-Victor, J., and Raedt, L. D. (2012). Learning relational affordance models for robots in multi-object manipulation tasks. In *2012 IEEE ICRA*, pages 4373–4378.
- Murata, 1989. Murata, T. (1989). Petri nets: Properties, analysis and applications. *Proceedings of the IEEE*, 77(4):541–580.
- Nyga, 2017. Nyga, D. (2017). *Interpretation of Natural-language Robot Instructions: Probabilistic Knowledge Representation, Learning, and Reasoning*. PhD thesis, University of Bremen.

- Paulius and Sun, 2018. Paulius, D. and Sun, Y. (2018). A Survey of Knowledge Representation and Retrieval for Learning in Service Robotics. *ArXiv e-prints*.
- Petkova, 2018. Petkova, G. (2018). What are ontologies? <https://www.ontotext.com/knowledgehub/fundamentals/what-are-ontologies/>. Accessed: 2019-02-09.
- Ramirez-Amaro et al., 2017. Ramirez-Amaro, K., Beetz, M., and Cheng, G. (2017). Transferring skills to humanoid robots by extracting semantic representations from observations of human activities. *Artificial Intelligence*, 247:95 – 118. Special Issue on AI and Robotics.
- Rosenschein, 1985. Rosenschein, S. J. (1985). Formal theories of knowledge in ai and robotics. *New Generation Computing*, 3(4):345–357.
- Sridhar et al., 2008. Sridhar, M., Cohn, A., and Hogg, D. (2008). Learning functional object-categories from a relational spatio-temporal representation. pages 606–610.
- Steccanella et al., 2016. Steccanella, L., Farinelli, A., Iocchi, L., and Nardi, D. (2016). Coloured petri net plans for cooperative multi-robot systems. In *AIRO@AI*IA*.
- Sun et al., 2013. Sun, Y., Ren, S., and Lin, Y. (2013). Object-object interaction affordance learning. *Robotics and Autonomous Systems*, 62.
- Sutton and Barto, 2018. Sutton, R. S. and Barto, A. G. (2018). *Reinforcement Learning: An Introduction*. A Bradford Book, USA.
- Tenorth and Beetz, 2009. Tenorth, M. and Beetz, M. (2009). Knowrob — knowledge processing for autonomous personal robots. In *2009 IEEE/RSJ International Conference on Intelligent Robots and Systems*, pages 4261–4266.
- Tu et al., 2013. Tu, K., Meng, M., Wai Lee, M., Choe, T. E., and Zhu, S. (2013). Joint video and text parsing for understanding events and answering queries. *MultiMedia, IEEE*, 21.
- Ugur et al., 2012. Ugur, E., Sahin, E., and Oztop, E. (2012). Self-discovery of motor primitives and learning grasp affordances. pages 3260–3267.
- Wang, 2007. Wang, J. (2007). Petri nets for dynamic event-driven system modeling. In *Handbook of Dynamic System Modeling*.
- Xiong et al., 2016. Xiong, C., Shukla, N., Xiong, W., and Zhu, S.-C. (2016). Robot learning with a spatial, temporal, and causal and-or graph.
- Yang et al., 2015. Yang, Y., Li, Y., Fermüller, C., and Aloimonos, Y. (2015). Robot learning manipulation action plans by " watching " unconstrained videos from the world wide web.
- Zhu et al., 2014. Zhu, Y., Fathi, A., and Li, F. F. (2014). Reasoning about object affordances in a knowledge base representation. volume 8690, pages 408–424.
- Zhu et al., 2015. Zhu, Y., Zhao, Y., and Zhu, S. (2015). Understanding tools: Task-oriented object modeling, learning and recognition. In *2015 IEEE CVPR*, pages 2855–2864.