

Topology-Aware Cooperative Data Protection in Blockchain-Based Decentralized Storage Networks

Siyi Yang¹, Ahmed Hareedy², Robert Calderbank², and Lara Dolecek¹

¹ Electrical and Computer Engineering Department, University of California, Los Angeles, Los Angeles, CA 90095 USA

² Electrical and Computer Engineering Department, Duke University, Durham, NC 27708 USA

siyiyang@ucla.edu, ahmed.hareedy@duke.edu, robert.calderbank@duke.edu, and dolecek@ee.ucla.edu

Abstract—From currency to cloud storage systems, the continuous rise of the blockchain technology is moving various information systems towards decentralization. Blockchain-based decentralized storage networks (DSNs) offer significantly higher privacy and lower costs to customers compared with centralized cloud storage associated with specific vendors. DSNs also find application in wireless sensor networks (WSNs). Coding is required in order to retrieve data stored on failing components. While coding solutions for centralized storage have been intensely studied, topology-aware coding for heterogeneous DSNs have not yet been discussed. In this paper, we propose a joint coding scheme where each node receives extra protection through the cooperation with nodes in its neighborhood in a heterogeneous DSN with any given topology. As an extension of, and which subsumes, our prior work on coding for centralized cloud storage, our proposed construction inherits desirable properties such as scalability and flexibility in networks with varying topologies.

Keywords: Joint hierarchical coding, topology-aware coding, cooperative data protection, decentralized storage networks.

I. INTRODUCTION

The blockchain technology, first introduced in [1] by Satoshi Nakamoto as a technology supporting the digital currency called bitcoin, has been intensively discussed and regarded as a substantial innovation in cryptosystems [2], [3]. Blockchain enables recording transactions through a decentralized deployment, which effectively addresses the potential issues of compromised data privacy and key abuse, arising from the existence of a master node that monopolizes all the actions and resource allocations in traditional centralized systems. Decentralization not only benefits financial systems, but holds potential to universally revolutionize a variety of applications, one of which is cloud storage.

As a major application of coded decentralized storage networks (DSNs), wireless sensor networks (WSNs) have been widely used in wireless communication, healthcare devices, and intelligent agricultural systems [4], [5]. In WSNs, the attributes of a targeted object are monitored jointly by multiple nodes, i.e., microsensors, from which the desired information of the object is extracted. Microsensors in WSNs are typically deployed in unreliable environments with strict energy constraints, which results in inevitable issues related to data reliability and complicated challenges related to efficient energy allocation. The blockchain technology also have potential to boost the security in WSNs [5]–[7].

Coded DSNs have a potential to offer higher privacy, higher reliability, and lower cost than currently available solutions. In a coded DSN, data are encoded via an error-correction code (ECC) and stored in the nodes, where each node is allowed to communicate and exchange information with neighboring

nodes. If the data in each node are encoded independently, the system will be vulnerable to information leakage, data loss, and data tampering by malicious users. Therefore, enabling joint encoding of the data stored in all nodes such that nodes in the neighborhood cooperatively protect and validate their stored data collectively in the DSN is an essential requirement.

In existing literature on coding for distributed storage [8]–[10], there has typically been no explicit consideration of geographical distances and clustering nature of network nodes. Clustered distributed storage has received attention in recent years in the context of multi-rack storage, where either the sizes of clusters and the capacities of the communication links are considered to be homogeneous [11]–[14], or the network topology is modeled to be of special structures [15], [16]. However, it has been shown that heterogeneity and varying topology are both critical properties of DSNs, especially because of the dynamic nature of practical networks [16]–[20]. While discussing ECC solutions for heterogeneous DSNs with a specific topology, the time cost in each communication link and the erasure statistics of each node should also be taken into consideration to have a good trade-off between low latency and high ECC capability.

For the purpose of reducing latency and decoding complexity, we propose to provide each node with multiple ECC capabilities enabled by cooperating with neighboring nodes in a series of nested sets with increasing sizes: we refer to this as **ECC hierarchy** later on in the paper. As the size of the set increases, the associated ECC capability increases. In our method, we consider the case where each node stores encoded messages with local data protection, where the data length and codeword length can be customized by the user at each node.

In this paper, we introduce a topology-aware joint hierarchical coding scheme that allows cooperative data protection among nodes in a DSN, which subsumes our prior work in [21] on hierarchical coding for centralized cloud storage that achieves scalability, heterogeneity, and flexibility. The rest of the paper is organized as follows. In Section II, we introduce the DSN model and necessary preliminaries. In Section III, we define ECC hierarchies as well as their depth, and present a coding scheme with depth 1. In Section IV, we define the notion of compatible cooperation graphs, and propose an explicit construction of hierarchical codes for nodes with their cooperation graph being compatible. Finally, we summarize our results and discuss future directions in Section V.

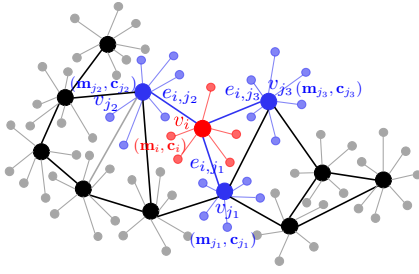


Fig. 1: Decentralized storage network (DSN). In node i , message \mathbf{m}_i is encoded to \mathbf{c}_i , which is stored distributively among nodes locally connected to v_i . In figures after Fig. 1, we omit the local nodes for clarity of figures.

II. SYSTEM MODEL AND PRELIMINARIES

In this section, we discuss the model and mathematical representation of a DSN, as well as necessary preliminaries.

Throughout the remainder of this paper, $[N]$ refers to $\{1, 2, \dots, N\}$. For vectors \mathbf{u} and \mathbf{v} of the same length p , $\mathbf{u} \succ \mathbf{v}$ and $\mathbf{u} \prec \mathbf{v}$ implies $u_i > v_i$ and $u_i < v_i$, for all $i \in [p]$, respectively; $\mathbf{u} \succeq \mathbf{v}$ means “ $\mathbf{u} \succ \mathbf{v}$ or $\mathbf{u} = \mathbf{v}$ ”, and $\mathbf{u} \preceq \mathbf{v}$ means “ $\mathbf{u} \prec \mathbf{v}$ or $\mathbf{u} = \mathbf{v}$ ”.

A. Decentralized Network Storage

As shown in Fig. 1, a DSN is modeled as a graph $G(V, E)$, where V and E denote the set of nodes and edges, respectively. Each node $v_i \in V$ represents a local cloud storage node; it can be viewed as a client in another blockchain-based system or a microsensor in a WSN. Each edge $e_{i,j} \in E$ represents a communication link connecting node v_i and node v_j , through which v_i and v_j are allowed to exchange information. Denote the set of all neighbors of node v_i by \mathcal{N}_i , e.g., $\mathcal{N}_i = \{j_1, j_2, j_3\}$ in Fig. 1, and refer to it as the **direct neighborhood** of node v_i . Messages $\{\mathbf{m}_i\}_{v_i \in V}$ are jointly encoded as $\{\mathbf{c}_i\}_{v_i \in V}$, and \mathbf{c}_i is stored in v_i .

For a DSN denoted by $G(V, E)$, let $p = |V|$. Suppose G is associated with a tuple $(\mathbf{n}, \mathbf{k}, \mathbf{r}) \in (\mathbb{N}^p)^3$, where $\mathbf{k}, \mathbf{r} \succ \mathbf{0}$ and $\mathbf{n} = \mathbf{k} + \mathbf{r}$. Note that k_i represents the length of the message \mathbf{m}_i associated with $v_i \in V$; n_i and r_i denote the length of \mathbf{c}_i stored in v_i and its syndrome, respectively.

B. Preliminaries

Based on the aforementioned notation, the generator matrix of a systematic code for $G(V, E)$ has the following structure:

$$\mathbf{G} = \begin{bmatrix} \mathbf{I}_{k_1} & \mathbf{A}_{1,1} & \mathbf{0} & \mathbf{A}_{1,2} & \dots & \mathbf{0} & \mathbf{A}_{1,p} \\ \mathbf{0} & \mathbf{A}_{2,1} & \mathbf{I}_{k_2} & \mathbf{A}_{2,2} & \dots & \mathbf{0} & \mathbf{A}_{2,p} \\ \vdots & \vdots & \vdots & \vdots & \ddots & \vdots & \vdots \\ \mathbf{0} & \mathbf{A}_{p,1} & \mathbf{0} & \mathbf{A}_{p,2} & \dots & \mathbf{I}_{k_p} & \mathbf{A}_{p,p} \end{bmatrix}, \quad (1)$$

where all elements are from a Galois field $\text{GF}(q)$, $q = 2^\theta$ and $\theta \geq 2$. The major components of our construction are the so-called Cauchy matrices specified in Definition 1.

Definition 1. (Cauchy matrix) Let $s, t \in \mathbb{N}$ and $\text{GF}(q)$ be a finite field of size q . Suppose $a_1, \dots, a_s, b_1, \dots, b_t$ are $s \times t$

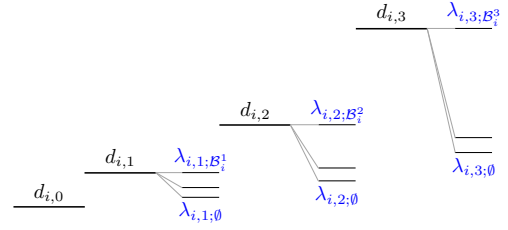


Fig. 2: ECC hierarchy of node $v_i \in V$.

distinct elements in $\text{GF}(q)$. The following matrix is known as a **Cauchy matrix**,

$$\begin{bmatrix} \frac{1}{a_1 - b_1} & \frac{1}{a_1 - b_2} & \dots & \frac{1}{a_1 - b_t} \\ \frac{1}{a_2 - b_1} & \frac{1}{a_2 - b_2} & \dots & \frac{1}{a_2 - b_t} \\ \vdots & \vdots & \ddots & \vdots \\ \frac{1}{a_s - b_1} & \frac{1}{a_s - b_2} & \dots & \frac{1}{a_s - b_t} \end{bmatrix}.$$

We denote this matrix by $\mathbf{Y}(a_1, \dots, a_s; b_1, \dots, b_t)$.

III. COOPERATIVE DATA PROTECTION

In this section, we first mathematically describe the ECC hierarchy of a DSN and its depth. We then propose a cooperation scheme where each node only cooperates with its single-hop neighbors.

A. ECC Hierarchy

Denote the **ECC hierarchy** of node $v_i \in V$ by a sequence $\mathbf{d}_i = (d_{i,0}, d_{i,1}, \dots, d_{i,L_i})$, where L_i is called the **depth** of \mathbf{d}_i , and $d_{i,l}$ represents the maximum number of erased symbols v_i can recover in its codeword \mathbf{c}_i from the l -th level cooperation, for all $l \in [L_i]$. The 0-th level cooperation refers to local erasure correction, i.e., the local node v_i recovers its data without communicating with neighboring nodes.

For each $v_i \in V$ such that $L_i > 0$, there exist two series of sets of nodes, denoted by $\emptyset \subset \mathcal{A}_i^1 \subset \mathcal{A}_i^2 \subset \dots \subset \mathcal{A}_i^{L_i} \subseteq V$ and $\{\mathcal{B}_i^l\}_{l=1}^{L_i}$, where $\mathcal{A}_i^l \cap \mathcal{B}_i^l = \emptyset$ for all $l \in [L_i]$, and a sequence $(\lambda_{i,l;\mathcal{W}})_{\emptyset \subseteq \mathcal{W} \subseteq \mathcal{B}_i^l}$. In the l -th level cooperation, node $v_i \in V$ tolerates $\lambda_{i,l;\mathcal{W}}$ erasures if all nodes in $\mathcal{A}_i^l \cup \mathcal{W}$ are able to decode their own messages, where the maximum value is $\lambda_{i,l;\mathcal{B}_i^l} = d_{i,l}$ and is reached when $\mathcal{W} = \mathcal{B}_i^l$; the minimum value is $\lambda_{i,l;\emptyset}$ and is reached when $\mathcal{W} = \emptyset$. See Fig. 2.

We first take a look at the cooperation schemes with ECC hierarchy of depth 1.

B. Single-Level Cooperation

We next discuss the case where each node only has cooperation of depth 1. Consider a DSN represented by $G(V, E)$ that is associated with parameters $(\mathbf{n}, \mathbf{k}, \mathbf{r})$ and a class of sets $\{\mathcal{M}_i\}_{v_i \in V}$ such that $\emptyset \subset \mathcal{M}_i \subseteq \mathcal{N}_i$, for all $v_i \in V$. In Construction 1, we present a joint coding scheme where node v_i only cooperates with nodes in \mathcal{M}_i , for all $v_i \in V$.

Construction 1. Let $G(V, E)$ represent a DSN associated with parameters $(\mathbf{n}, \mathbf{k}, \mathbf{r})$ and a local ECC parameter δ , where $\mathbf{r} \succ \delta \succeq \mathbf{0}$. Let $p = |V|$ and $\text{GF}(q)$ be a Galois field of size q , where $q > \max_{v_i \in V} (n_i + \delta_i + \sum_{j \in \mathcal{M}_i} \delta_j)$.

For each $i \in [p]$, let $a_{i,x}$, $b_{i,y}$, $x \in [k_i + \delta_i]$, and $y \in [r_i + \sum_{j \in \mathcal{M}_i} \delta_j]$ be distinct elements of $\text{GF}(q)$. Consider the

[illegible]

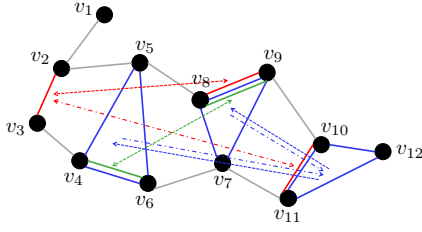


Fig. 6: Cooperation graph of Example 5.

As shown in the first step in Example 5, the cooperation matrix adopts a partition of non-zero-non-one elements into groups where each of them forms a cycle. Suppose there are T cycles. Represent each cycle with index $t \in [T]$ by a tuple $(X_t, Y_t, \{X_{t;j}\}_{j \in Y_t}, \{Y_{t;i}\}_{i \in X_t}, l_t)$, where X_t, Y_t denote the indices of the rows and the columns of the cycle, respectively; l_t denotes the number assigned to the vertices of the cycle; $X_{t;j} = \{i_1, i_2\}$ for $j \in Y_t$ and $(i_1, j), (i_2, j)$ are the vertices of cycle t ; $Y_{t;i} = \{j_1, j_2\}$ for $i \in X_t$ and $(i, j_1), (i, j_2)$ are the vertices of cycle t .

For example, let $t = 1$ for the blue cycle at the bottom left part of the matrices in Fig. 5. Then, it is represented by $(\{10, 11, 12\}, \{4, 5, 6\}, \{X_{1;j}\}_{j \in \{4,5,6\}}, \{Y_{1;i}\}_{i \in \{10,11,12\}}, 3)$, where $X_{1;4} = \{10, 11\}$, $X_{1;5} = \{11, 12\}$, $X_{1;6} = \{10, 12\}$, $Y_{1;10} = \{4, 6\}$, $Y_{1;11} = \{4, 5\}$, $Y_{1;12} = \{5, 6\}$.

Observe that cycle $t \in [T]$ in Fig. 5 essentially represents a pair of disconnected edges or triangles with vertices from X_t and Y_t . We mark X_t, Y_t , draw a directed edge with label l from X_t to Y_t for each $t \in [T]$, and obtain the so-called **cooperation graph**. The cooperation graph for the coding scheme in Example 5 is shown in Fig. 6.

B. Construction Over Compatible Graphs

We have defined the notion of cooperation graphs in Section IV-A. Observe that the cooperation graph shown in Fig. 6 satisfies a set of conditions that define the so-called **compatible graph**. We show in Theorem 2 the existence of a hierarchical coding scheme with cooperation graph \mathcal{G} if \mathcal{G} is a compatible graph. The coding scheme is presented in Construction 2.

Definition 3. Let \mathcal{G} be a cooperation graph on $G(V, E)$ that is represented by $\{(X_t, Y_t, \{X_{t;j}\}_{j \in Y_t}, \{Y_{t;i}\}_{i \in X_t}, l_t)\}_{t \in [T]}$, and let the 1-st level cooperation graph be \mathcal{G}_1 . Let \mathcal{M}_i denote the set of nodes that have an outgoing edge pointing at v_i in \mathcal{G}_1 . For each $v_i \in V$, $l \in [L]$, let $T_{i;l} = \{t : i \in X_t, t \in [T]\}$, $R_{i;l} = \{t : i \in Y_t, t \in [T]\}$, $R_i = \bigcup_{l \in [L]} R_{i;l}$, $U_{i;l} = \bigcup_{t \in T_{i;l}} X_t$, and $V_{i;l} = \bigcup_{t \in R_{i;l}} Y_t$. We call \mathcal{G} a **compatible graph** on G if the following conditions are satisfied:

- 1) For each $v_i \in V$, sets in $\{Y_t\}_{t \in R_i}$ are disjoint;
- 2) For each $v_i \in V$, $l \in [L]$, and any node v_j such that $j \in V_{i;l}$, $V_{j;l} \subseteq \mathcal{M}_i$.

Construction 2. Let $G(V, E)$ represent a DSN with parameters $(\mathbf{n}, \mathbf{k}, \mathbf{r})$. Suppose \mathcal{G} is a compatible graph of depth L on G , with parameters $\{(X_t, Y_t, \{X_{t;j}\}_{j \in Y_t}, \{Y_{t;i}\}_{i \in X_t}, l_t)\}_{t \in [T]}$, and the 1-st level cooperation graph is denoted by \mathcal{G}_1 (other necessary parameters are as they are in Definition 3).

Let δ be the 1-st level cooperation parameter. For each $v_i \in V$, $1 \leq l \leq L$, and any $t \in T_{i;l}$, assign cooperation parameter $\gamma_{i;l;t}$ to the l -th level. Let $\eta_{j;l} = \max_{j \in Y_{t;l}, l_t=l} \gamma_{i;l;t}$.

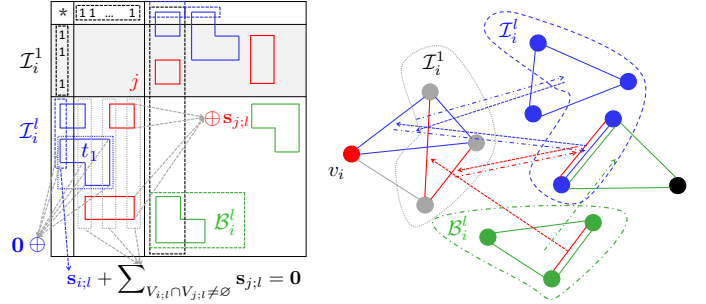


Fig. 7: Proof of Theorem 2.

Let $u_i = k_i + \delta_i + \sum_{l=2}^L \eta_{i;l}$, $v_i = r_i + \sum_{j \in \mathcal{M}_i} \delta_j + \sum_{2 \leq l \leq L, t \in T_{i;l}} \gamma_{i;l;t}$, for $i \in [p]$. For each $i \in [p]$, let $a_{i,s}, b_{i,t}$, $s \in [u_i]$ and $t \in [v_i]$ be distinct elements of $\text{GF}(q)$.

Matrix \mathbf{G} in (1) is assembled as follows. Consider the Cauchy matrix \mathbf{T}_i on $\text{GF}(q)^{u_i \times v_i}$ such that $\mathbf{T}_i = \mathbf{Y}(a_{i,1}, \dots, a_{i,u_i}; b_{i,1}, \dots, b_{i,v_i})$, for $i \in [p]$. Then, we obtain $\mathbf{A}_{i,i}, \mathbf{B}_{i,j}, \mathbf{E}_{i;l}, \mathbf{U}_i, \mathbf{V}_{i;l}$, for $i \in [p]$, $j \in [p] \setminus \{i\}$, according to the following partition of \mathbf{T}_i ,

$$\mathbf{T}_i = \left[\begin{array}{c|c|c|c|c} \mathbf{A}_{i,i} & \mathbf{B}_i & \mathbf{E}_{i;2} & \dots & \mathbf{E}_{i;L} \\ \hline \mathbf{U}_i & & & & \\ \hline \mathbf{V}_{i;2} & & & & \\ \hline \vdots & & & & \\ \hline \mathbf{V}_{i;L} & & & & \end{array} \right] \mathbf{Z}_i, \quad (5)$$

$$\text{where } \mathbf{B}_i = [\mathbf{B}_{i,j_1} \mid \dots \mid \mathbf{B}_{i,j_{|\mathcal{M}_i|}}], \quad (6)$$

$$\text{and } \mathbf{E}_{i;l} = [\mathbf{E}_{i;l;t_1} \mid \dots \mid \mathbf{E}_{i;l;t_{|T_{i;l}|}}], \quad (7)$$

such that $\mathcal{M}_i = \{j_1, j_2, \dots, j_{|\mathcal{M}_i|}\}$, $T_{i;l} = \{t_1, t_2, \dots, t_{|T_{i;l}|}\}$, $\mathbf{A}_{i,i} \in \text{GF}(q)^{k_i \times r_i}$, $\mathbf{U}_i \in \text{GF}(q)^{\delta_i \times r_i}$, $\mathbf{V}_{i;l} \in \text{GF}(q)^{\eta_{i;l} \times r_i}$, $\mathbf{B}_{i,j} \in \text{GF}(q)^{k_i \times \delta_j}$ for all $v_j \in \mathcal{M}_i^1$, and $\mathbf{E}_{i;l;t} \in \text{GF}(q)^{k_i \times \gamma_{i;l;t}}$. Let $\mathbf{B}_{i,j} = [\mathbf{E}_{i;l;t}, \mathbf{0}_{\eta_{j;l}-\gamma_{i;l;t}}]$, for all $j \in Y_{t;l}$, $t \in T_{i;l}$, and let $\mathbf{A}_{i,j} = \mathbf{B}_{i,j} \mathbf{V}_{j;l}$. Let $\mathbf{A}_{i,j} = \mathbf{B}_{i,j} \mathbf{U}_j$ for $v_j \in \mathcal{M}_i$. Substitute the components of \mathbf{G} in (1) correspondingly. Let \mathcal{C}_2 represent the code with generator matrix \mathbf{G} .

Theorem 2. The code \mathcal{C}_2 has ECC hierarchies $\mathbf{d}_i = (d_{i,0}, d_{i,1}, \dots, d_{i,L})$, for all $v_i \in V$, where $d_{i,0} = r_i - \delta_i - \sum_{l=2}^L \eta_{i;l}$, $d_{i,1} = r_i + \sum_{j \in \mathcal{M}_i} \delta_j$, and $d_{i,l} = r_i + \sum_{j \in \mathcal{M}_i} \delta_j + \sum_{2 \leq l' \leq l, t \in T_{i;l'}} \gamma_{i;l';t}$. Moreover, $\mathcal{I}_i^1 = \mathcal{M}_i$, $\mathcal{B}_i^1 = \bigcup_{v_j \in \mathcal{M}_i} \mathcal{M}_j \setminus (\{v_i\} \cup \mathcal{M}_i)$; for $2 \leq l \leq L$, $\mathcal{I}_i^l = \bigcup_{t \in R_{i;l}} X_{t;l}$, $\mathcal{B}_i^l = \bigcup_{v_j \in \mathcal{I}_i^l} \mathcal{I}_j^l \setminus \mathcal{A}_i^l$ (recall $\mathcal{A}_i^l = \bigcup_{l' \leq l} \mathcal{I}_i^{l'}$), $\lambda_{i,l;W} = r_i + \sum_{v_j \in \mathcal{M}_i, (\mathcal{M}_j \setminus \{v_i\}) \subseteq (\mathcal{M}_i \cup W)} \delta_j + \sum_{2 \leq l' \leq l, v_j \in \mathcal{I}_i^{l'}, j \in X_{t;l}, \mathcal{I}_j^{l'} \setminus \mathcal{A}_i^{l'} \subseteq W} \gamma_{i;l';t}$.

Proof. The ECC capability for the local decoding and the 1-st level cooperation has been proved in Theorem 1. We now focus only on the l -th level cooperation, where $2 \leq l \leq L$.

We show that for $v_i \in V$, the cross parities due to cooperation with nodes in \mathcal{I}_i^l , $2 \leq l \leq L$, can be computed if $\{\mathbf{m}_j\}_{j \in \mathcal{I}_i^1}$ are recovered. Fig. 7 indicates a subgraph of the cooperation graph of \mathcal{C}_2 containing $v_i, \mathcal{I}_i^1, \mathcal{I}_i^l$ only (right), and its corresponding cycle representations in the cooperation matrix (left). Condition 1 in Definition 3 implies that the cycles are all disjoint; Condition 2 implies that all the cycles (marked

in red) containing an edge in column $j \in V_{i;l}$ are contained within the columns representing \mathcal{I}_i^1 .

We calculate the sum of all the l -th level cross parities of all nodes in $\{i\} \cup U_{i;l}$ by two methods. On one hand, we first calculate the sum of all the l -th level cross parities at node v_j and denote it by $\mathbf{s}_{j;l}$, $j \in V_{i;l} \cup \{i\}$: $\mathbf{s}_{j;l}$ is recoverable because $\{\mathbf{V}_{i;l}\}_{2 \leq l \leq L}$ have linearly independent rows. Then we know that the sum is $\mathbf{s}_{i;l} + \sum_{V_{i;l} \cap V_{j;l} \neq \emptyset} \mathbf{s}_{j;l}$. On the other hand, we first calculate the sum of the cross parities on the vertices of each cycle, which is $\mathbf{0}$ since the cross parities at the endpoints of each horizontal edge of any cycle are identical, and thus sum up to zero. Therefore, $\mathbf{s}_{i;l} + \sum_{V_{i;l} \cap V_{j;l} \neq \emptyset} \mathbf{s}_{j;l}$ should also be zero, which indicates that $\mathbf{s}_i = \sum_{V_{i;l} \cap V_{j;l} \neq \emptyset} \mathbf{s}_{j;l}$.

Moreover, for $2 \leq l \leq L$, any node $v_j \in \mathcal{I}_i^l$ is a vertex of a cycle labeled with a unique $t \in T_{i;l}$ and thus provides additional $\gamma_{i;l;t}$ l -th level cross parities to i . Therefore, $d_{i,l} = r_i + \sum_{j \in \mathcal{M}_i} \delta_j + \sum_{2 \leq l' \leq l, t \in T_{i;l'}} \gamma_{i;l';t}$. However, the condition of v_j successfully calculating these $\gamma_{i;l;t}$ cross parities is that all other cross parities generated from nodes lie in the l' -th level cooperation ($l' = l_t$, i.e., $v_j \in \mathcal{I}_i^{l'}$ and $j \in X_{t;i}$), are calculated and subtracted from the l' -th level parities of v_j , i.e., $\mathcal{I}_j^{l'} \setminus \mathcal{A}_j^{l'} \subseteq \mathcal{W}$. From the aforementioned discussion, we reach that $\mathcal{B}_i^{l'} = \bigcup_{v_j \in \mathcal{I}_i^{l'}} \mathcal{I}_j^{l'} \setminus \mathcal{A}_i^{l'}$ (marked as green in Fig. 7) and $\lambda_{i,l;\mathcal{W}} = r_i + \sum_{v_j \in \mathcal{M}_i, (\mathcal{M}_j \setminus \{v_i\}) \subseteq (\mathcal{M}_i \cup \mathcal{W})} \delta_j + \sum_{2 < l' \leq l, v_j \in \mathcal{I}_i^{l'}, j \in X_{t;i}, \mathcal{I}_j^{l'} \setminus \mathcal{A}_i^{l'} \subseteq \mathcal{W}} \gamma_{i;l';t}$. ■

V. CONCLUSION

Hierarchical locally accessible codes in the context of centralized networks have been discussed in various prior works, whereas those of DSNs (no prespecified topology) have not been explored. In this paper, we presented a topology-aware cooperative data protection scheme for DSNs, which is an extension of, and subsumes, our previous work on hierarchical coding for centralized distributed storage. Our scheme achieves faster recovery speed compared with existing network coding methods, and corrects more erasure patterns compared with our previous work. Our work exploits the power of the blockchain technology in DSNs, and it has potential to be applied in WSNs.

ACKNOWLEDGMENT

This work has received funding from NSF under the grants CCF-BSF 1718389 and CCF 1717602.

REFERENCES

[1] S. Nakamoto, "Bitcoin: A peer-to-peer electronic cash system," Manubot, Tech. Rep., 2019.

[2] M. Crosby, P. Pattanayak, S. Verma, V. Kalyanaraman *et al.*, "Blockchain technology: Beyond bitcoin," *Applied Innovation*, vol. 2, no. 6-10, p. 71, 2016.

[3] V. Bagaria, S. Kannan, D. Tse, G. Fanti, and P. Viswanath, "Deconstructing the blockchain to approach physical limits," *arXiv preprint arXiv:1810.08092*, 2018.

[4] F. Bao, R. Chen, M. Chang, and J.-H. Cho, "Hierarchical trust management for wireless sensor networks and its applications to trust-based routing and intrusion detection," *IEEE Transactions on Network and Service Management*, vol. 9, no. 2, pp. 169–183, 2012.

[5] R. A. Shaikh, H. Jameel, B. J. d'Auriol, H. Lee, S. Lee, and Y.-J. Song, "Group-based trust management scheme for clustered wireless sensor networks," *IEEE Transactions on Parallel and Distributed Systems*, vol. 20, no. 11, pp. 1698–1712, 2008.

[6] M. A. Khan and K. Salah, "IoT security: Review, blockchain solutions, and open challenges," *Future Generation Computer Systems*, vol. 82, pp. 395–411, 2018.

[7] A. Dorri, S. S. Kanhere, and R. Jurdak, "Blockchain in internet of things: challenges and solutions," *arXiv preprint arXiv:1608.05187*, 2016.

[8] A. G. Dimakis, P. B. Godfrey, Y. Wu, M. J. Wainwright, and K. Ramchandran, "Network coding for distributed storage systems," *IEEE Trans. Inf. Theory*, vol. 56, no. 9, pp. 4539–4551, Sept 2010.

[9] Z. Kong, S. A. Aly, and E. Soljanin, "Decentralized coding algorithms for distributed storage in wireless sensor networks," *IEEE Journal on Selected Areas in Communications*, vol. 28, no. 2, pp. 261–267, 2010.

[10] M. Ye and A. Barg, "Cooperative repair: Constructions of optimal mds codes for all admissible parameters," *IEEE Transactions on Information Theory*, vol. 65, no. 3, pp. 1639–1656, 2018.

[11] A. Tebbi, T. H. Chan, and C. W. Sung, "Multi-rack distributed data storage networks," *IEEE Transactions on Information Theory*, vol. 65, no. 10, pp. 6072–6088, 2019.

[12] H. Hou, P. P. Lee, K. W. Shum, and Y. Hu, "Rack-aware regenerating codes for data centers," *IEEE Transactions on Information Theory*, 2019.

[13] Z. Chen and A. Barg, "Explicit constructions of msr codes for clustered distributed storage: The rack-aware storage model," *arXiv preprint arXiv:1901.04419*, 2019.

[14] N. Prakash, V. Abdrashitov, and M. Médard, "The storage versus repair-bandwidth trade-off for clustered storage systems," *IEEE Transactions on Information Theory*, vol. 64, no. 8, pp. 5783–5805, 2018.

[15] J. Li, S. Yang, X. Wang, and B. Li, "Tree-structured data regeneration in distributed storage systems with regenerating codes," in *2010 Proceedings IEEE INFOCOM*. IEEE, 2010, pp. 1–9.

[16] J. Parnas, C. Yuen, B. Gastón, and J. Pujol, "Non-homogeneous two-rack model for distributed storage systems," in *2013 IEEE International Symposium on Information Theory*. IEEE, 2013, pp. 1237–1241.

[17] Y. Wang, D. Wei, X. Yin, and X. Wang, "Heterogeneity-aware data regeneration in distributed storage systems," in *IEEE INFOCOM 2014-IEEE Conference on Computer Communications*. IEEE, 2014, pp. 1878–1886.

[18] A. M. Ibrahim, A. A. Zewail, and A. Yener, "Green distributed storage using energy harvesting nodes," *IEEE Journal on Selected Areas in Communications*, vol. 34, no. 5, pp. 1590–1603, 2016.

[19] M. Sipos, J. Gahm, N. Venkat, and D. Oran, "Network-aware feasible repairs for erasure-coded storage," *IEEE/ACM Transactions on Networking*, vol. 26, no. 3, pp. 1404–1417, 2018.

[20] —, "Erasure coded storage on a changing network: The untold story," in *2016 IEEE Global Communications Conference (GLOBECOM)*. IEEE, 2016, pp. 1–6.

[21] S. Yang, A. Hareedy, R. Calderbank, and L. Dolecek, "Hierarchical coding to enable scalability and flexibility in heterogeneous cloud storage," in *IEEE Global Communications Conference (GLOBECOM)*, 2019. [Online]. Available: <https://arxiv.org/abs/1905.02279.pdf>